

<b>Deal name:</b>	<b>VCL Master Netherlands</b>
<b>Issuer:</b>	VCL Master Netherlands B.V. Prins Bernhardplein 200 1097 JB Amsterdam The Netherlands Telefax: +31 (0) 20 521 4888 Email: securitisation@intertrustgroup.com
<b>Originator of the receivables:</b>	Volkswagen Leasing B.V. DutchLease B.V.
<b>Seller of the receivables:</b>	Volkswagen Leasing B.V. DutchLease B.V.
<b>Servicer name:</b>	Volkswagen Leasing B.V. DutchLease B.V.
<b>Sub-Servicer name:</b>	Volkswagen Pon Financial Services B.V.
<b>Reporting entity:</b>	Volkswagen Pon Financial Services B.V. ABS Operations Saturnus 1 3824 ME Amersfoort The Netherlands
<b>Contact:</b>	Phone: + 31 (33) 479 1759 + 31 (33) 454 9933 Email: absoperations@vwvfs.nl
<b>Corporate service provider:</b>	Intertrust (Netherlands) B.V. Prins Bernhardplein 200 1097 JB Amsterdam The Netherlands Telefax: +31 (0) 20 521 4888 Email: securitisation@intertrustgroup.com

**Contents**

<b>Page</b>	<b>Table of contents</b>
1	<a href="#">Cover</a>
2	<a href="#">Contents</a>
3	<a href="#">Reporting details</a>
4	<a href="#">Parties overview</a>
5	<a href="#">Transaction events I</a>
6	<a href="#">Transaction events II</a>
7	<a href="#">Transaction events III</a>
8	<a href="#">Information regarding the notes I</a>
9	<a href="#">Information regarding the notes II</a>
10	<a href="#">Cash collateral account</a>
11	<a href="#">Swap fixing / Waterfall</a>
12	<a href="#">Retention</a>
13	<a href="#">Amortisation profile I</a>
14	<a href="#">Amortisation profile II</a>
15	<a href="#">Run out schedule I</a>
16	<a href="#">Run out schedule II</a>
17	<a href="#">Outstanding contracts</a>
18	<a href="#">Delinquencies &amp; defaults I</a>
19	<a href="#">Delinquencies &amp; defaults II</a>
20	<a href="#">Delinquencies &amp; defaults III</a>
21	<a href="#">Write-Offs</a>
22	<a href="#">Prepayments</a>
23	<a href="#">Pool data I</a>
24	<a href="#">Pool data II</a>
25	<a href="#">Pool data III</a>
26	<a href="#">Pool data IV</a>
27	<a href="#">Pool data V</a>
28	<a href="#">Pool data VI</a>
29	<a href="#">Lease level data</a>

**Reporting details**
**Deal overview**

Cut-Off-Date	30-4-2016	Publication date:	18.10.2016 (18th of each month)
Scheduled date of Clean-Up-Call	n.a.	Payment date:	25.10.2016 (25th of each month)
Legal final maturity date	25-11-2024	Reporting date:	30.09.2016 (last day of each month)
Issue date	31-5-2016	Asset collection period:	from 01.09.2016 until 30.09.2016
Period no.:	5	Interest accrual period	from 26.09.2016 until 25.10.2016
Reporting frequency:	Monthly	Note payment period:	from 26.09.2016 until 25.10.2016
Next payment date:	25-11-2016	Days accrued:	29

Type of car at pool cut	Number of contracts	Percentage of contracts	Outstanding discounted balance	Percentage outstanding discounted balance
New cars	13.108	94,62%	€244.342.851,74	96,01%
Used cars	746	5,38%	€10.167.048,13	3,99%
<b>Total</b>	<b>13.854</b>	<b>100,00%</b>	<b>€254.509.899,87</b>	<b>100,00%</b>

Parties overview

<b>Issuer:</b>	<b>VCL Master Netherlands B.V.</b> Attn.: Directors Prins Bernhardplein 200 1097 JB Amsterdam The Netherlands Telefax: +31 (0)20 521 48888 Email: securitisation@intertrustgroup.com	<b>Lead Manager</b>	<b>HSBC Bank plc</b> Attn.: Transaction Management Group 8 Canada Square London E14 5HQ United Kingdom Telefax: +44 20 7992 4973 Email: transaction.management@hsbcib.com
<b>Co-Arranger:</b>	<b>Volkswagen Financial Services AG</b> Attn.: Heiko Wiegmann, Anita Kunze Gifhorner StraBe 57 38112 Braunschweig Germany Telefax: +49 (531) 212 75423, +49 (531) 212 7 88276 Email: heiko.wiegmann@vwfs.com, anita.kunze@vwfs.com	<b>Co-Arranger:</b>	<b>HSBC Bank plc</b> Attn.: Transaction Management Group 8 Canada Square London E14 5HQ United Kingdom Telefax: +44 20 7992 4973 Email: transaction.management@hsbcib.com
<b>Principal Paying Agent, Calculation Agent, Interest Determination Agent, Account Bank and Cash Administrator</b>	<b>Elavon Financial Services Limited, UK Branch</b> Attn.: Structures Finance Relationship Management 5th Floor, 125 Old Broad Street London EC2N 1AR United Kingdom Telefax: +44 207 365 2577 Email: mbs.relationship.management@usbank.com	<b>Security Trustee</b>	<b>Stichting Security Trustee VCL Master Netherlands</b> Attn.: Director Prins Bernhardplein 200 1097 JB Amsterdam The Netherlands Telefax: +31 (0)20 521 48888 Email: securitisation@intertrustgroup.com
<b>Listing Agent</b>	<b>Lucid Issuer Services Limited</b> Attn.: Jackie Geisen Tankerton Works 12 Argyle Walk London WC1H 8HA United Kingdom Email: jgeisen@lucid-is.com	<b>Registrar</b>	<b>Elavon Financial Services Limited</b> Attn.: Structured Finance Agency Services Block E, Cherrywood Business Park Loughlinstown, Dublin Ireland Telefax: +353 (1) 6569442 Email: mbs.relationship.management@usbank.com
<b>Subservicer:</b>	<b>Volkswagen Pon Financial Services B.V.</b> Attn.: ABS Operations Saturnus 1 3824 ME Amersfoort The Netherlands Telefax: +31 (0) 33 479 1800 Email: absoperations@vwvfs.nl	<b>Swap counterparty:</b>	<b>HSBC Bank plc</b> Attn.: Swaps & Derivatives Processing 8 Canada Square London E14 5HQ United Kingdom Telefax: +44 207 992 4457 Email: transaction.management@hsbcib.com  <b>ING Bank N.V.</b> Attn.: MJH Henzen/ S de Visser / TRC 00.040 Foppingadreef 7 NL-1000 BV Amsterdam The Netherlands Telephone: +31-20-563-8002 Email: mathijs.henzen@ingbank.com
<b>Sellers, Servicers, Call Option Buyers, Issuer Facility Borrowers:</b>	<b>Volkswagen Leasing B.V.</b> Attn.: ABS Operations Saturnus 1 3824 ME Amersfoort The Netherlands Telefax: +31 (0) 33 479 1800 Email: absoperations@vwvfs.nl  <b>DutchLease B.V.</b> Attn.: ABS Operations Saturnus 1 3824 ME Amersfoort The Netherlands Telefax: +31 (0) 33 479 1800 Email: absoperations@vwvfs.nl	<b>Rating agencies:</b>	<b>DBRS Ratings Limited</b> Attn.: Alexander Garrod 1 Minister court, 10th Floor Mincing Lane London, EC3R 7AA United Kingdom Telefax: +44 20 3137 5129 Email: EU.ABS.Surveillance@dbrs.com  <b>Standard &amp; Poor's Ratings Group</b> Attn.: Structured Finance, Surveillance Department 20 Canada Square, Canary Wharf London E14 5LH United Kingdom Telefax: +44 20 7176 3598 Email: ABSEuropeansurveillance@standardandpoors.com  <b>Moody's Investors Service Ltd.</b> One Canada Square Canary Wharf London E14 5FA United Kingdom Email: monitor.abs@moodys.com

**Transaction events I**

**Clean-up-call**

**Clean-Up-Call condition**

Percentage of current outstanding discounted portfolio	<b>160,52%</b>
Min. Percentage of outstanding discounted portfolio	<b>10,00%</b>

\*N.B. This percentage may become greater 100% whenever the current total outstanding discounted balance is larger than the initial discounted balance as of initial Cut-Off-Date.

Fulfilled when the aggregate discounted Balance is less than 10,00% of the initial discounted balance as of initial Cut-Off date provided that all payment obligations under the Compartment 1 notes will be thereby fulfilled.

Repurchase of receivables	Number of contracts	Percentage of contracts	Outstanding discounted balance	Percentage of outstanding discounted balance	Re-Purchase price
Current period	-	-	-	-	-
Previous periods	-	-	-	-	-
<b>Total</b>	-	-	-	-	-

If a repurchase of receivables occurred, it would only result from non-eligibility as of the respective Cut-Off-Date (which has been discovered at a later stage).

**Transaction party replacements**

Capacity of transaction party	Date of replacement	Reason for replacement	Replaced party	Replaced by

**Transaction events II**

Revolving period	
Series revolving period expiration date of the last outstanding series of notes	25-5-2017
Date of occurrence of an early amortisation event	n.a.
Revolving period	25-5-2017

Accumulation account balance	31-8-2016	30-9-2016
Amounts not invested for the purchase of additional assets	€0,00	€0,00
Percentage not invested for the purchase of additional assets	0,00%	0,00%

Dynamic gross loss ratio	Ratio	> 1,0%	> 2,0%
31-7-2016	0,01152%	No	No
31-8-2016	0,03076%	No	No
30-9-2016	0,02453%	No	No

Cumulative gross loss ratio	Ratio	> 2,00%	≥ 3,50%	≥ 4,50%	≥ 5,50%
30-9-2016	0,04416%	No	No	No	No

Discounted balance as of the previous period	€409.005.121,41
Discounted balance of all initial and additional assets	€436.351.469,07
Weighted average seasoning	11,81
Late delinquency ratio	0,00000%

Enforcement event	No
	No

Credit enhancement increase condition		Not in effect
a) the dynamic gross loss ratio for three consecutive payment dates exceeds	-	-
(i) if weighted average seasoning is less 12 months	1,00%	No
(ii) if weighted average seasoning is >= 12 months	2,00%	No
b) the cumulative gross loss ratio exceeds	-	-
(i) if weighted average seasoning is less then 12 months	2,00%	No
(ii) if weighted average seasoning is between 12 (incl.) - 24 (incl.) months	3,50%	No
(iii) if weighted average seasoning is between 24 (excl.) - 36 (incl.) months	4,50%	No
(iv) if weighted average seasoning is > 36 months	5,50%	No
c) the late delinquency ratio exceeds at any payment date	2,00%	No
d) the occurrence of a servicer replacement event	-	No
e) the occurrence of an insolvency event with respect to VWL/DL	-	No
f) the cash collateral account does not contain the specified general cash collateral account balance	-	No

Early amortisation event	No
(i) Occurrence of a foreclosure event	No
(ii) VCL Master accumulation account balance > 10% of total discounted receivables balance on two consecutive months	No
(iii) the Credit Enhancement Increase Condition is in effect	No
(iv) In case of default/termination event: failure to replace swap counterparty or failure to post collateral by swap counterparty	No
(v) Any payment date after six consecutive payment dates following the initial issue date, the sum of Class A Actual Overcollateralisation Percentage is lower than 32,25% or the Class B Actual Overcollateralisation Percentage is lower than 24,75%	No
(vi) Either of the Sellers ceases to be an Affiliate of the Volkswagen AG or any successor thereto	No
(vii) The 403-declaration with respect to a Seller is withdrawn by Volkswagen Pon Financial Services B.V. by depositing a declaration to this effect with the Trade Register of the Chamber of Commerce unless Volkswagen Pon Financial B.V. has provided to the relevant Seller, no later than 30 Business Days following the depositing of the declaration to this effect, replacement security by other means in form and substance sufficient to the Issuer and the Issuer and the Security Trustee (which may, at the sole discretion of Volkswagen Pon Financial Services B.V., take the form of a guarantee or any other form.	No

**Transaction events III**

**Account bank**

Elavon Financial Services Limited UK branch

Current rating

Minimum required rating

*\* if no such rating assigned, a DBRS equivalent*  
*\*\* if not subject to short-term rating, long term rating of at least A+*

Moody's			DBRS			S&P		
Long term	Short term	Outlook	Long term*	Short term	Outlook	Long term	Short term**	Outlook
Aa2	P-1	-	AA	R-1 (middle)	-	AA-	A-1+	Stable
			A	A-1	-	A / A+	A-1	-

If the account bank ceases to have the account bank required rating it shall, at its own cost,  
(i) procure transfer of the accounts held with it to an Eligible Collateral Bank which is to be appointed by the Issuer once selected by the Account Bank, or  
(ii) find an irrevocable and unconditional guarantor providing the guarantee from an entity with Account Bank Required Rating, or  
(iii) take any other action in order to maintain the rating of the Notes or to restore the rating of the Notes.

(Please refer to the prospectus for a complete description of the mechanism)

Required rating:

**Fulfilled**

**Swap counterparty**

HSBC Bank plc

Current rating

Minimum required rating

*\* and either posts collateral or obtains guarantee from a person having minimum required rating*

Moody's			DBRS			S&P		
Long term	Short term	Outlook	Long term	Short term	Outlook	Long term	Short term	Outlook
Aa2	P-1	Negative	AA (low)	R-1 (middle)	Stable	AA-	A-1+	Negative
Baa1	-	-	A	-	-	A+	-	-

If the swap counterparty ceases to maintain its credit rating at the minimum required rating, the swap counterparty:

- (i) posts an amount of collateral (in the form of cash and/or securities) as set forth in the Swap Agreement; or
- (ii) obtains a guaranty from an institution with an acceptable rating; or
- (iii) assigns its rights and obligations under the relevant Swap Agreement to a substitute swap counterparty with an acceptable rating.

(Please refer to the prospectus for a complete description of the mechanism)

Required rating:

**Fulfilled**

**ING Bank NV**

Current rating

Minimum required rating

*\* and either posts collateral or obtains guarantee from a person having minimum required rating*

Long term	Short term	Outlook	Long term	Short term	Outlook	Long term	Short term	Outlook
A1	P-1	Stable	AA (low)	R-1 (middle)	Stable	A	A-1	Stable
Baa1	-	-	A	-	-	A+	-	-

If the swap counterparty ceases to maintain its credit rating at the minimum required rating, the swap counterparty:

- (i) posts an amount of collateral (in the form of cash and/or securities) as set forth in the Swap Agreement; or
- (ii) obtains a guaranty from an institution with an acceptable rating; or
- (iii) assigns its rights and obligations under the relevant Swap Agreement to a substitute swap counterparty with an acceptable rating.

(Please refer to the prospectus for a complete description of the mechanism)

Required rating:

**Fulfilled**

**Volkswagen AG**

Current rating

Minimum required rating

Moody's			DBRS			S&P		
Long term	Short term	Outlook	Long term	Short term	Outlook	Long term	Short term	Outlook
A3	P-2	Positive	BBB (high)	-	Negative	BBB +	A-2	Negative
-	-	-	BBB(high)	-	-	-	-	-

Required rating:

**Fulfilled**

**Volkswagen Financial Services AG**

Current rating

Minimum required rating

Moody's			DBRS			S&P		
Long term	Short term	Outlook	Long term	Short term	Outlook	Long term	Short term	Outlook
A1	P-1	Negative	-	-	-	BBB +	A-2	Negative
Baa1	-	-	-	-	-	BBB	A-2	-

Required rating:

**Fulfilled**

**Information regarding the notes I**

Rating at issue date	Class A Notes						Class B Notes	
	Series A 2016-1	Series A 2016-2	Series A 2016-3	Series A 2016-4	Series A 2016-5	Series A 2016-6	Series B 2016-1	Series B 2016-2
Moody's	Aaa (sf)	Aaa (sf)	Aaa (sf)	Aaa (sf)	Aaa (sf)	Aaa (sf)	Aa1 (sf)	Aa1 (sf)
DBRS	AAA (sf)	AAA (sf)	AAA (sf)	AAA (sf)	AAA (sf)	AAA (sf)	A (high) (sf)	A (high) (sf)
S&P	AAA (sf)	AAA (sf)	AAA (sf)	AAA (sf)	AAA (sf)	AAA (sf)	AA- (sf)	AA- (sf)
<b>Current rating</b>								
Moody's	Aaa (sf)	Aaa (sf)	Aaa (sf)	Aaa (sf)	Aaa (sf)	Aaa (sf)	Aa1 (sf)	Aa1 (sf)
DBRS	AAA (sf)	AAA (sf)	AAA (sf)	AAA (sf)	AAA (sf)	AAA (sf)	A (high) (sf)	A (high) (sf)
S&P	AAA (sf)	AAA (sf)	AAA (sf)	AAA (sf)	AAA (sf)	AAA (sf)	AA- (sf)	AA- (sf)
<b>Information on notes</b>								
ISIN	XS1417315725	XS1419661035	XS1419662272	XS1419662603	XS1419662942	XS1452378745	XS1417318588	XS1419666851
Common code	141731572	141966103	141966227	141966260	141966294	145237874	141731858	141966685
Original face value	€16.200.000,00	€48.600.000,00	€32.400.000,00	€16.200.000,00	€58.300.000,00	€37.100.000,00	€13.600.000,00	€5.400.000,00
Spread / Margin	0,700%	0,700%	0,700%	0,700%	0,700%	0,700%	1,350%	1,350%
Current coupon	0,329%	0,329%	0,329%	0,329%	0,329%	0,329%	0,979%	0,979%

Information on notes	Class A-Series	Class B-Series
Legal final maturity date	nov-24	nov-24
Fixed/Floating	floating	floating
Day count convention	actual/360	actual/360
Index rate (1-Month-Euribor)	-0,371%	-0,371%



Information regarding the notes II

Monthly period:	9-2016
Payment date:	25-10-2016
Interest accrual period (from/until)	26.09.2016 until 25.10.2016
Days accrued	29
Index rate	1-Month Euribor
Base interest rate:	-0,3710%
Day count convention	actual/360

Interest payments	Total Class A and B	Class A Notes						Total Class A	Class B Notes		Total Class B
		Series A 2016-1	Series A 2016-2	Series A 2016-3	Series A 2016-4	Series A 2016-5	Series A 2016-6		Series B 2016-1	Series B 2016-2	
Note balance	€259.000.000,00	€18.500.000,00	€55.400.000,00	€37.100.000,00	€18.500.000,00	€66.600.000,00	€37.100.000,00	€233.200.000,00	€18.500.000,00	€7.300.000,00	€25.800.000,00
Paid interest	€72.318,83	€4.903,01	€14.682,54	€9.832,53	€4.903,01	€17.650,85	€9.832,53	€51.971,95	€14.589,82	€5.757,06	€20.346,88
<b>Unpaid Interest</b>											
Unpaid interest of the reporting period	€12.956,72	€674,59	€2.650,28	€1.749,18	€674,59	€3.180,33	€0,00	€9.328,98	€2.602,51	€1.025,23	€3.627,74
Cumulative unpaid interest	€0,00	€0,00	€0,00	€0,00	€0,00	€0,00	€0,00	€0,00	€0,00	€0,00	€0,00
<b>Note balance</b>											
Note balance as of the beginning of the period	€305.400.000,00	€21.800.000,00	€65.400.000,00	€43.700.000,00	€21.800.000,00	€78.600.000,00	€43.700.000,00	€275.000.000,00	€21.800.000,00	€8.600.000,00	€30.400.000,00
Additional issue amount	€0,00	€0,00	€0,00	€0,00	€0,00	€0,00	€0,00	€0,00	€0,00	€0,00	€0,00
Redemption amount due to amortising series	€0,00	€0,00	€0,00	€0,00	€0,00	€0,00	€0,00	€0,00	€0,00	€0,00	€0,00
Term take out redemption	€0,00	€0,00	€0,00	€0,00	€0,00	€0,00	€0,00	€0,00	€0,00	€0,00	€0,00
<b>Class balance as of the end of the period</b>	<b>€305.400.000,00</b>	<b>€21.800.000,00</b>	<b>€65.400.000,00</b>	<b>€43.700.000,00</b>	<b>€21.800.000,00</b>	<b>€78.600.000,00</b>	<b>€43.700.000,00</b>	<b>€275.000.000,00</b>	<b>€21.800.000,00</b>	<b>€8.600.000,00</b>	<b>€30.400.000,00</b>
<b>Payments to Investors per note</b>											
Interest	-	€26,50	€26,50	€26,50	€26,50	€26,50	€0,00	-	€78,86	€78,86	-
Principal repayment by note	-	€0,00	€0,00	€0,00	€0,00	€0,00	€0,00	-	€0,00	€0,00	-
<b>Total</b>		<b>€26,50</b>	<b>€26,50</b>	<b>€26,50</b>	<b>€26,50</b>	<b>€26,50</b>	<b>€0,00</b>		<b>€0,00</b>	<b>€0,00</b>	
<b>Notes</b>											
Number of notes as of the beginning of the period	2.590	185	554	371	185	666	371	2.332	185	73	258
Increase of outstanding notes from tap-up	0	0	0	0	0	0	0	0	0	0	0
Reduction of outstanding notes from term take out	0	0	0	0	0	0	0	0	0	0	0
<b>Number of notes as of the end of the period</b>	<b>2.590</b>	<b>185</b>	<b>554</b>	<b>371</b>	<b>185</b>	<b>666</b>	<b>371</b>	<b>2.332</b>	<b>185</b>	<b>73</b>	<b>258</b>
Face value per note		€100.000,00	€100.000,00	€100.000,00	€100.000,00	€100.000,00	€100.000,00	€100.000,00	€100.000,00	€100.000,00	€100.000,00
Balance per note		€100.000,00	€100.000,00	€100.000,00	€100.000,00	€100.000,00	€100.000,00	€100.000,00	€100.000,00	€100.000,00	€100.000,00
<b>Note factor</b>		<b>1,000000</b>	<b>1,000000</b>	<b>1,000000</b>	<b>1,000000</b>	<b>1,000000</b>	<b>1,000000</b>	<b>1,000000</b>	<b>1,000000</b>	<b>1,000000</b>	<b>1,000000</b>
<b>Overcollateralisation</b>											
Current OC amount (before TU / TTO)		€10.020.523,58	€30.061.570,73	€20.087.012,86	€10.020.523,58	€36.129.043,72	€20.087.012,86	€126.405.687,33	€68.846.183,68	€27.159.503,65	€96.005.687,33
Current OC percentage (before TU / TTO)		31,4908%	31,4908%	31,4908%	31,4908%	31,4908%	31,4908%	31,4908%	23,4730%	23,4730%	23,4730%
Target OC percentage (revolving period/ amortising period)		34% / 43%	34% / 43%	34% / 43%	34% / 43%	34% / 43%	34% / 43%	34% / 43%	26.5% / 35.5%	26.5% / 35.5%	26.5% / 35.5%
Current OC amount (after TU / TTO)		€10.585.493,14	€31.756.479,41	€21.219.543,58	€10.585.493,14	€38.166.044,06	€21.219.543,58	€133.532.596,90	€73.956.928,04	€29.175.668,86	€103.132.596,90
Current OC percentage (after TU / TTO)		32,6859%	32,6859%	32,6859%	32,6859%	32,6859%	32,6859%	32,6859%	25,2446%	25,2446%	25,2446%
<b>Subordinated loan</b>											
Balance as of the beginning of the period	€94.265.474,68										
Balance increase from tap up	€0,00										
Redemption payments from term take out	€0,00										
Regular redemption from waterfall	€0,00										
Redemption from cash collateral account	€0,00										
<b>Balance as of the end of the period</b>	<b>€94.265.474,68</b>										
Capitalization of interest	€731.330,97										
<b>O/C</b>		<b>Class A Notes</b>	<b>Class B Notes</b>								
Current OC amount (before TU / TTO)		€ 126.405.687,33	€ 96.005.687,33								
Current OC percentage (before TU / TTO)		31,4908%	23,4730%								
Current OC amount (after TU / TTO)		€133.532.596,90	€103.132.596,90								
Current OC percentage (after TU / TTO)		32,6859%	25,2446%								

**Credit enhancement**

<b>Cash collateral account (CCA)</b>	<b>in EUR</b>
<b>Initial balance at poolcut</b>	€9.158.618,28
Thereof general cash reserve	€2.288.400,00
Thereof maintenance reserve	€6.870.218,28
<b>Targeted balance (floor after Top Up)</b>	€19.753.180,83
Thereof general cash reserve	€3.664.800,00
Thereof maintenance reserve	€16.088.380,83
<b>Balance as of the beginning of the period</b>	€18.429.415,89
Thereof general cash reserve	€3.664.800,00
Thereof maintenance reserve	€14.764.615,89
<b>Payments</b>	€1.323.764,94
General payment from CCA	€0,00
General payment to CCA	€0,00
Payment from CCA due to TTO	€0,00
Payment to CCA due to tap-up	€0,00
Payment from CCA due to maintenance reserve	(€667.172,29)
Payment to CCA due to maintenance reserve	€1.881.054,97
Payment to CCA due to top-up	€109.882,26
<b>Balance as of the end of the period</b>	€19.753.180,83
Thereof general cash reserve	€3.664.800,00
Thereof maintenance reserve	€16.088.380,83
<b>General cash reserve in percent of total current note balance</b>	4,835%
<b>Specified general cash collateral amount</b>	€3.664.800,00
<b>Accrued interest</b>	€0,00

**Set off risk**

There is no set off risk applicable.

## Swap fixing / Waterfall

Amortising interest rate swap	Class A	Class B
Underlying principal for reporting period	€233.200.000,00	€25.800.000,00
Paying leg	Fix interest rate	Fix interest rate
Receiving leg	Floating interest rate	Floating interest rate
Net swap payments / receipts	(€17.310,21)	(€2.118,71)

Available distribution amount calculation	Payment to waterfall position	Remaining amount
(i) Lease Collections, minus (A) amounts credited to the Maintenance Surplus Reserve Ledger and (B) amounts of any Issuer Increase Advance	€12.423.694,78	€12.423.694,78
(ii) amounts of interest paid or principal repaid under the Issuer Facility Agreement	€0,00	€12.423.694,78
(iii) Vehicle Realisation Proceeds	€1.571.586,61	€13.995.281,39
(iv) Lease Incidental Shortfall payments	€0,00	€13.995.281,39
(v) payments from the CCA	€0,00	€13.995.281,39
(vi) amounts debited from the Maintenance Reserve Ledger	€667.172,29	€14.662.453,68
(viii) Maintenance Surplus debited from the Maintenance Reserve Ledger	€0,00	€14.662.453,68
(ix) Net Swap Receipts	€416,36	€14.662.870,04
(x) transfers from the Accumulation Account to the Distribution Account	€0,00	€14.662.870,04
(xi) the Buffer Release Amount	(€839.448,93)	€13.823.421,12

Waterfall	Payment to waterfall position	Remaining amount
Available distribution amount	-	€13.823.421,12
1) Taxes and Issuer Profit Amount	€0,00	€13.823.421,12
1.i) Taxes	€0,00	€13.823.421,12
1.ii) Issuer Profit Amount	€0,00	€13.823.421,12
2) Senior Maintenance Coordinator Fee	(€6.052.083,91)	€7.771.337,21
3) Payments in respect of fees I	(€690.017,70)	€7.081.319,50
3.i) Payment to directors of the issuer	€0,00	€7.771.337,21
3.ii) Servicer Fee - Volkswagen Leasing B.V.	(€289.216,59)	€7.482.120,62
Servicer Fee - DutchLease B.V.	(€51.621,01)	€7.430.499,60
3.iii) Payment to Maintenance Coordinator - Volkswagen Leasing B.V.	(€289.216,59)	€7.141.283,02
Payment to Maintenance Coordinator - DutchLease B.V.	(€51.621,01)	€7.089.662,00
3.iv) Payment to Rating Agencies	€0,00	€7.089.662,00
3.v) Payment to Process Agent	€0,00	€7.089.662,00
3.vi) Payment to Account Bank	€0,00	€7.089.662,00
3.vii) Payment to Agents	€0,00	€7.089.662,00
3.viii) Payment in respect of listing of the notes	(€3.805,00)	€7.085.857,00
3.ix) Payment in respect of auditors' fees and legal counsel fees	€0,00	€7.085.857,00
3.x) Payment in respect administration costs and expenses	(€4.537,50)	€7.081.319,50
3.xi) Payment to other third parties providing services	€0,00	€7.081.319,50
4) Net Swap Payments or Swap Termination Payments - Series A and B	(€19.845,29)	€7.061.474,22
- Net swap payments on series A 2016-1	(€1.670,73)	€7.079.648,78
- Net swap payments on series A 2016-2	(€5.012,18)	€7.074.636,59
- Net swap payments on series A 2016-3	(€3.349,12)	€7.071.287,47
- Net swap payments on series A 2016-4	(€1.670,73)	€7.069.616,75
- Net swap payments on series A 2016-5	(€6.023,82)	€7.063.592,93
- Net swap payments on series A 2016-6	€0,00	€7.063.592,93
- Net swap payments on series B 2016-1	(€1.519,34)	€7.062.073,59
- Net swap payments on series B 2016-2	(€599,37)	€7.061.474,22
5) Interest payment class A	(€61.804,48)	€6.999.669,74
(a) Accrued interest & (b) interest shortfalls on series A 2016-1	(€4.903,01)	€7.056.571,20
(a) Accrued interest & (b) interest shortfalls on series A 2016-2	(€14.682,54)	€7.041.888,66
(a) Accrued interest & (b) interest shortfalls on series A 2016-3	(€9.832,53)	€7.032.056,13
(a) Accrued interest & (b) interest shortfalls on series A 2016-4	(€4.903,01)	€7.027.153,12
(a) Accrued interest & (b) interest shortfalls on series A 2016-5	(€17.650,85)	€7.009.502,27
(a) Accrued interest & (b) interest shortfalls on series A 2016-6	(€9.832,53)	€6.999.669,74
6) Interest payment class B	(€20.346,88)	€6.979.322,86
(a) Accrued interest & (b) interest shortfalls on series B 2016-1	(€14.589,82)	€6.985.079,92
(a) Accrued interest & (b) interest shortfalls on series B 2016-2	(€5.757,06)	€6.979.322,86
7) Payment to cash collateral account until the general CCA equals specified general CCA	€0,00	€6.979.322,86
8) Redemption amount class A	€0,00	€6.979.322,86
(a) Redemption on series A 2016-1	€0,00	€6.979.322,86
(a) Redemption on series A 2016-2	€0,00	€6.979.322,86
(a) Redemption on series A 2016-3	€0,00	€6.979.322,86
(a) Redemption on series A 2016-4	€0,00	€6.979.322,86
(a) Redemption on series A 2016-5	€0,00	€6.979.322,86
(a) Redemption on series A 2016-6	€0,00	€6.979.322,86
Class A accumulation account	(€6.979.322,86)	€0,00
9) Redemption amount class B	€0,00	€0,00
(a) Redemption on series B 2014-1	€0,00	€0,00
(a) Redemption on series B 2014-2	€0,00	€0,00
Class B accumulation account	€0,00	€0,00
10) Payments to swap counterparties, other than those made under item 4	€0,00	€0,00
11) Accrued and unpaid interest on the subordinated loan	€0,00	€0,00
(a) Interest subordinated loan	€0,00	€0,00
(b) Unpaid interest subordinated loan	€0,00	€0,00
12) Redemption subordinated loan	€0,00	€0,00
13) Final success fee	€0,00	€0,00

Distribution of cash collateral account surplus	Payment to waterfall position	Remaining amount
Payment in respect of accrued and unpaid interest on the Subordinated Loan	€0,00	€0,00
Payment in respect of reduction of outstanding principal amount of Subordinated Loan	€0,00	€0,00
Payment in respect of Sellers final success fee	€0,00	€0,00

Payments due to term take out - not part of the waterfall	Payment	Remaining amount
Purchase price from term take out	€0,00	€0,00
Redemption class A	€0,00	€0,00
Redemption class B	€0,00	€0,00
Redemption subordinated loan	€0,00	€0,00

## Retention of net economic interest

### Retention amount at poolcut

Type of asset	Number of contracts	Percentage of contracts	Outstanding nominal balance	Percentage of nominal balance
Portfolio sold to SPV	13.854	95,05%	€280.729.495,18	95,00%
Retention of VWL/DLN	722	4,95%	€14.783.720,00	5,00%
<b>Total</b>	<b>14.576</b>	<b>100,00%</b>	<b>€295.513.215,18</b>	<b>100,00%</b>

Retention amounts		
Minimum retention	€14.775.660,76	5,00%
Actual retention	€14.783.720,00	5,00%

### Retention amount end of reporting period

Type of asset	Number of contracts	Percentage of contracts	Outstanding nominal balance	Percentage of nominal balance
Portfolio sold to SPV	21.878	94,98%	€447.972.880,31	94,96%
Retention of VWL/DLN	1.157	5,02%	€23.765.490,49	5,04%
<b>Total</b>	<b>23.035</b>	<b>100,00%</b>	<b>€471.738.370,80</b>	<b>100,00%</b>

Retention amounts		
Minimum retention	€23.577.520,02	5,00%
Actual retention	€23.765.490,49	5,04%

In its capacity as originator and original lender, Volkswagen Leasing B.V. and DutchLease B.V. comply with the retention requirements of a material net economic interest in accordance with article 405 Abs. 1 c CRR.

By adhering to option c) of the direction, Volkswagen Leasing B.V. and DutchLease B.V. keep the exposure designated for retention on its balance sheet on an ongoing basis.

The latest end of month level of retention will be published on a monthly basis within the investor report.

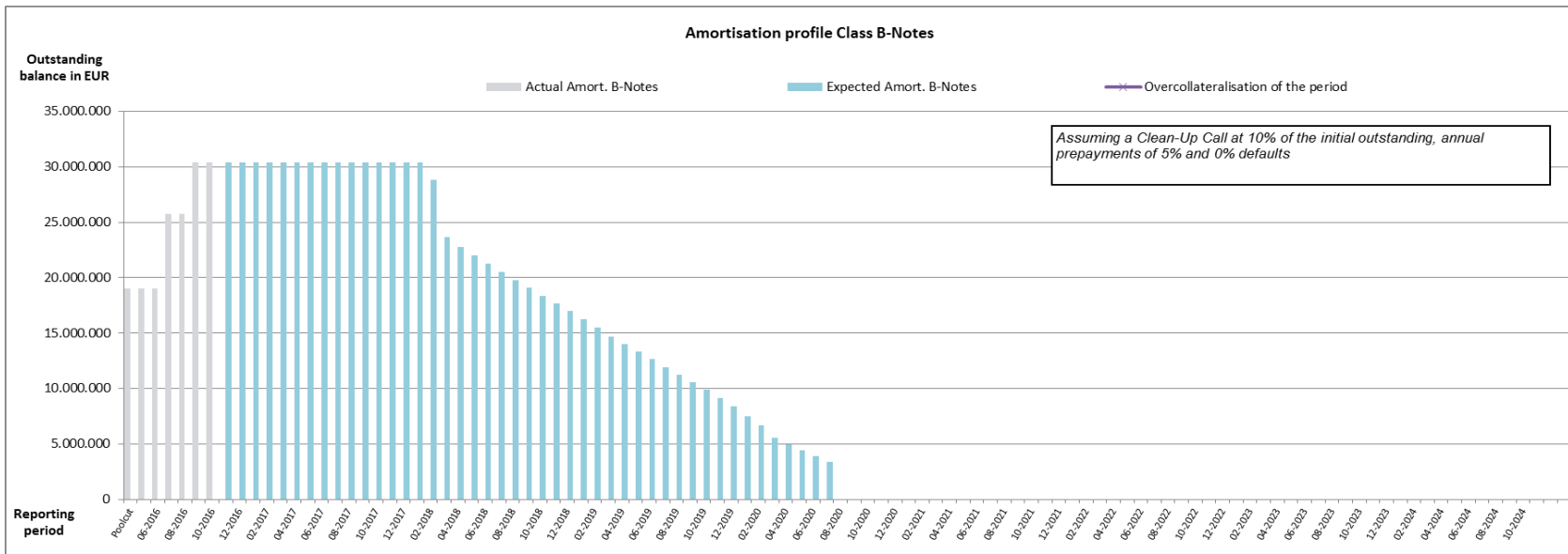
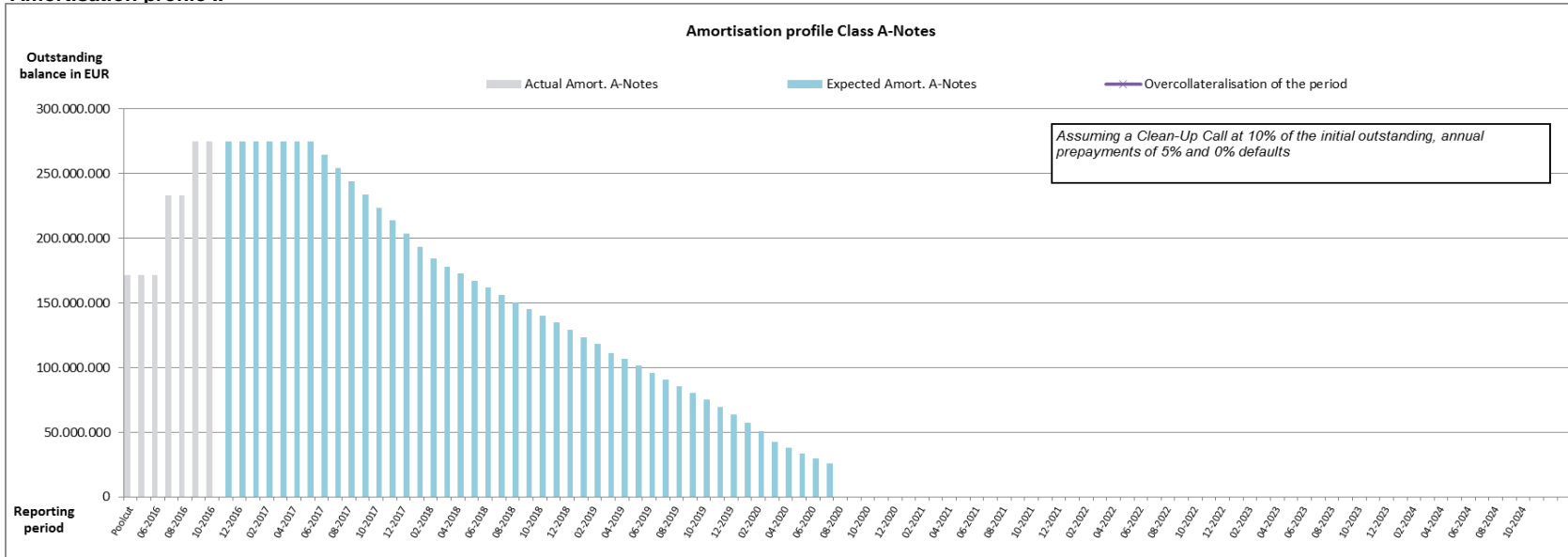
**Amortisation profile I**

Note class Payment date	Class A		Class B	
	Actual note balance	Forecasted note balance	Actual note balance	Forecasted note balance
Poolcut	€171.700.000,00		€19.000.000,00	
05-2016	€171.700.000,00		€19.000.000,00	
06-2016	€171.700.000,00		€19.000.000,00	
07-2016	€233.200.000,00		€25.800.000,00	
08-2016	€233.200.000,00		€25.800.000,00	
09-2016	€275.000.000,00		€30.400.000,00	
10-2016	€275.000.000,00		€30.400.000,00	
11-2016		€275.000.000,00		€30.400.000,00
12-2016		€275.000.000,00		€30.400.000,00
01-2017		€275.000.000,00		€30.400.000,00
02-2017		€275.000.000,00		€30.400.000,00
03-2017		€275.000.000,00		€30.400.000,00
04-2017		€275.000.000,00		€30.400.000,00
05-2017		€275.000.000,00		€30.400.000,00
06-2017		€264.532.605,53		€30.400.000,00
07-2017		€254.318.413,33		€30.400.000,00
08-2017		€243.873.661,01		€30.400.000,00
09-2017		€233.639.841,59		€30.400.000,00
10-2017		€223.648.098,12		€30.400.000,00
11-2017		€213.821.651,81		€30.400.000,00
12-2017		€203.532.564,96		€30.400.000,00
01-2018		€193.009.745,66		€30.400.000,00
02-2018		€184.302.362,34		€28.847.464,38
03-2018		€177.867.483,16		€23.639.250,03
04-2018		€172.904.362,66		€22.750.574,03
05-2018		€167.193.783,60		€21.999.182,05
06-2018		€161.620.573,39		€21.265.864,92
07-2018		€155.930.178,97		€20.517.128,81
08-2018		€150.485.631,71		€19.800.741,01
09-2018		€145.012.113,81		€19.080.541,29
10-2018		€139.742.872,25		€18.387.220,03
11-2018		€134.525.456,33		€17.700.717,94
12-2018		€129.112.066,00		€16.988.429,74
01-2019		€123.259.473,94		€16.218.351,83
02-2019		€117.826.836,53		€15.503.531,12
03-2019		€111.379.379,36		€14.655.181,49
04-2019		€106.710.423,26		€14.040.845,17
05-2019		€101.156.932,99		€13.310.122,76
06-2019		€95.930.787,71		€12.622.472,07
07-2019		€90.648.482,36		€11.927.431,89
08-2019		€85.256.060,70		€11.217.902,72
09-2019		€80.061.968,57		€10.534.469,55
10-2019		€75.053.473,36		€9.875.457,02
11-2019		€69.618.953,56		€9.160.388,63
12-2019		€63.786.827,80		€8.393.003,66
01-2020		€56.856.074,20		€7.481.062,39
02-2020		€50.687.741,29		€6.669.439,64
03-2020		€42.156.582,65		€5.546.918,77
04-2020		€37.779.625,66		€4.971.003,38
05-2020		€33.349.312,70		€4.388.067,46
06-2020		€29.508.197,68		€3.882.657,59
07-2020		€25.701.410,66		€3.381.764,56
08-2020		€0,00		€0,00
09-2020		€0,00		€0,00
10-2020		€0,00		€0,00
11-2020		€0,00		€0,00
12-2020		€0,00		€0,00
01-2021		€0,00		€0,00
02-2021		€0,00		€0,00
03-2021		€0,00		€0,00
04-2021		€0,00		€0,00
05-2021		€0,00		€0,00
06-2021		€0,00		€0,00
07-2021		€0,00		€0,00
08-2021		€0,00		€0,00
09-2021		€0,00		€0,00
10-2021		€0,00		€0,00
11-2021		€0,00		€0,00
12-2021		€0,00		€0,00
01-2022		€0,00		€0,00
02-2022		€0,00		€0,00
03-2022		€0,00		€0,00
04-2022		€0,00		€0,00
05-2022		€0,00		€0,00
06-2022		€0,00		€0,00
07-2022		€0,00		€0,00
08-2022		€0,00		€0,00
09-2022		€0,00		€0,00
10-2022		€0,00		€0,00
11-2022		€0,00		€0,00
12-2022		€0,00		€0,00
01-2023		€0,00		€0,00
02-2023		€0,00		€0,00
03-2023		€0,00		€0,00
04-2023		€0,00		€0,00
05-2023		€0,00		€0,00
06-2023		€0,00		€0,00
07-2023		€0,00		€0,00
08-2023		€0,00		€0,00
09-2023		€0,00		€0,00
10-2023		€0,00		€0,00
11-2023		€0,00		€0,00
12-2023		€0,00		€0,00
01-2024		€0,00		€0,00
02-2024		€0,00		€0,00
03-2024		€0,00		€0,00
04-2024		€0,00		€0,00
05-2024		€0,00		€0,00
06-2024		€0,00		€0,00

**Amortisation profile I**

Note class Payment date	Class A		Class B	
	Actual note balance	Forecasted note balance	Actual note balance	Forecasted note balance
07-2024		€0,00		€0,00
08-2024		€0,00		€0,00
09-2024		€0,00		€0,00
10-2024		€0,00		€0,00
11-2024		€0,00		€0,00

**Amortisation profile II**

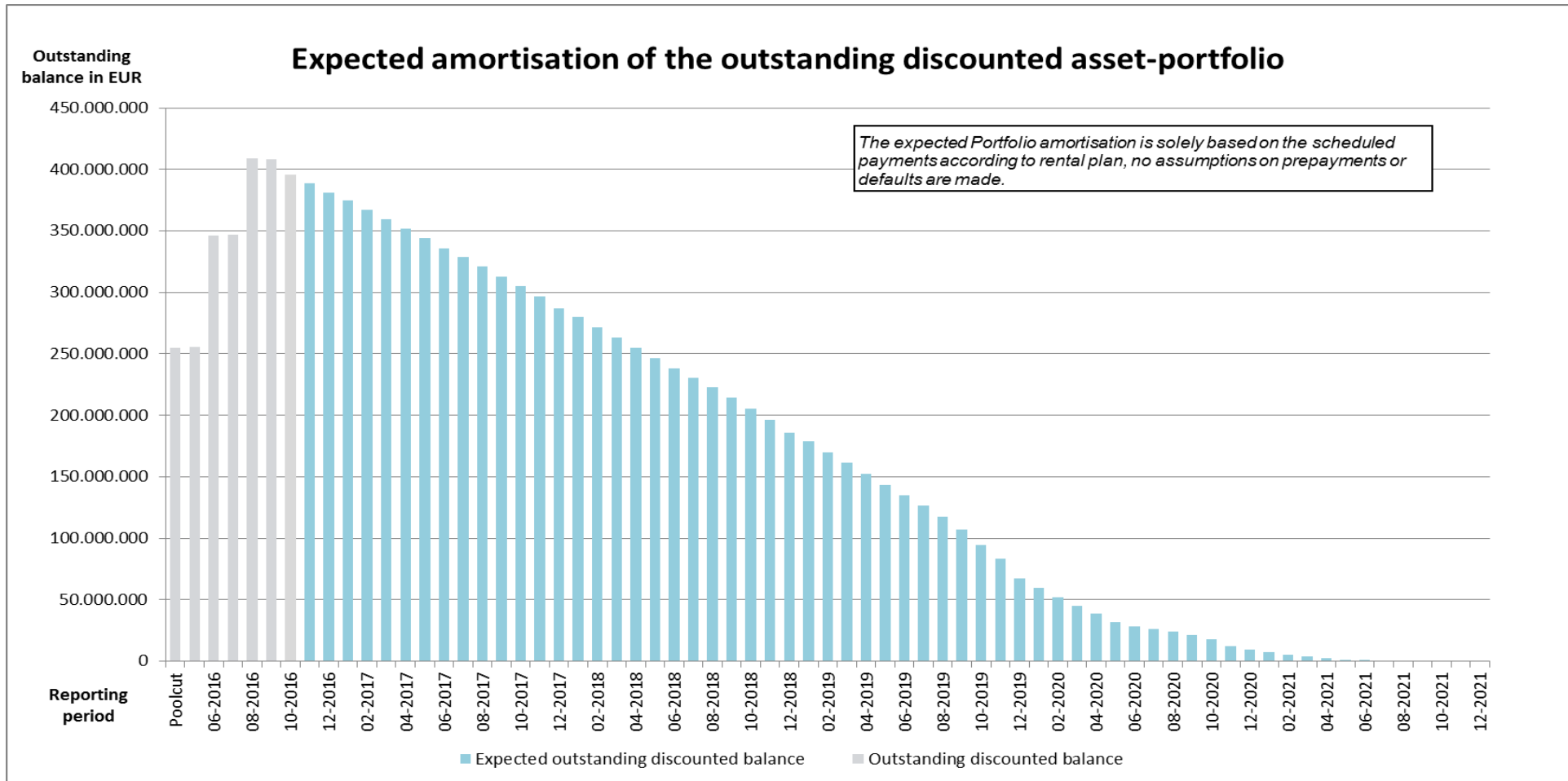


## Run out schedule I

Reporting period	Principal	Interest	Instalment
arrears	€226.522,42	€59.801,70	€286.324,12
09-2016	€6.343.914,26	€1.504.165,44	€7.848.079,70
10-2016	€6.555.211,85	€1.480.794,87	€8.036.006,72
11-2016	€6.670.866,57	€1.456.646,71	€8.127.513,28
12-2016	€7.379.635,57	€1.432.072,07	€8.811.707,64
01-2017	€6.613.506,70	€1.257.938,81	€7.871.445,51
02-2017	€7.861.584,38	€1.528.009,22	€9.389.593,60
03-2017	€7.467.902,56	€1.351.101,21	€8.819.003,77
04-2017	€7.619.710,60	€1.324.510,64	€8.944.221,24
05-2017	€7.967.313,17	€1.295.979,11	€9.263.292,28
06-2017	€7.779.115,37	€1.266.628,10	€9.045.743,47
07-2017	€7.604.344,07	€1.237.970,53	€8.842.314,60
08-2017	€7.397.576,05	€1.209.956,65	€8.607.532,70
09-2017	€8.057.188,08	€1.182.704,52	€9.239.892,60
10-2017	€8.269.142,31	€1.153.021,85	€9.422.164,16
11-2017	€8.132.933,17	€1.122.559,25	€9.255.492,42
12-2017	€9.637.612,60	€1.092.598,42	€10.730.211,02
01-2018	€6.845.340,26	€947.958,53	€7.793.298,79
02-2018	€8.387.038,88	€1.141.413,93	€9.528.452,81
03-2018	€8.207.441,54	€1.000.697,36	€9.208.138,90
04-2018	€8.646.263,32	€971.026,38	€9.617.289,70
05-2018	€8.166.651,52	€938.892,27	€9.105.543,79
06-2018	€8.274.431,51	€908.807,15	€9.183.238,66
07-2018	€7.948.036,81	€878.324,64	€8.826.361,45
08-2018	€7.663.861,60	€849.043,70	€8.512.905,30
09-2018	€8.525.682,14	€820.811,49	€9.346.493,63
10-2018	€9.267.781,07	€789.403,75	€10.057.184,82
11-2018	€8.526.869,93	€755.261,42	€9.282.131,35
12-2018	€10.578.356,90	€723.849,60	€11.302.206,50
01-2019	€7.228.931,05	€615.158,65	€7.844.089,70
02-2019	€9.072.343,96	€728.226,70	€9.800.570,66
03-2019	€8.533.587,27	€624.784,30	€9.158.371,57
04-2019	€8.787.040,95	€593.433,42	€9.380.474,37
05-2019	€8.970.821,64	€561.019,67	€9.531.841,31
06-2019	€8.652.255,20	€527.972,22	€9.180.227,42
07-2019	€8.450.196,65	€496.097,58	€8.946.294,23
08-2019	€8.936.035,52	€464.966,89	€9.401.002,41
09-2019	€10.388.310,22	€432.048,53	€10.820.358,75
10-2019	€12.509.837,46	€393.778,65	€12.903.616,11
11-2019	€11.068.691,69	€347.692,67	€11.416.384,36
12-2019	€16.230.847,28	€306.917,26	€16.537.764,54
01-2020	€7.556.167,85	€231.356,62	€7.787.524,47
02-2020	€7.752.052,24	€235.112,52	€7.987.164,76
03-2020	€6.633.919,21	€190.729,36	€6.824.648,57
04-2020	€6.655.033,96	€166.291,13	€6.821.325,09
05-2020	€6.674.827,28	€141.774,48	€6.816.601,76
06-2020	€3.426.577,93	€117.184,91	€3.543.762,84
07-2020	€2.108.489,62	€104.561,97	€2.213.051,59
08-2020	€2.274.145,69	€96.794,20	€2.370.939,89
09-2020	€2.724.573,72	€88.416,28	€2.812.990,00
10-2020	€3.642.837,05	€78.378,94	€3.721.215,99
11-2020	€5.250.124,54	€64.959,20	€5.315.083,74
12-2020	€3.350.296,11	€45.618,33	€3.395.914,44
01-2021	€1.846.157,13	€29.520,37	€1.875.677,50
02-2021	€1.832.718,87	€30.245,33	€1.862.964,20
03-2021	€1.552.599,04	€19.723,32	€1.572.322,36
04-2021	€1.330.123,05	€14.004,06	€1.344.127,11
05-2021	€1.862.399,37	€9.103,83	€1.871.503,20
06-2021	€549.146,44	€2.242,86	€551.389,30
07-2021	€59.673,70	€219,84	€59.893,54
<b>Total</b>	<b>€ 408.532.596,90</b>	<b>€ 39.440.283,41</b>	<b>€ 447.972.880,31</b>



Run out schedule II



**Outstanding contracts**

Collections by source	-	Collections
Paid instalments of monthly period		€6.788.499,34
therof capital		€5.292.134,29
therof interest		€1.496.365,05
Paid instalments of previous periods		€244.709,98
Payment due from early settlement		€118.674,28
Compensation Payments from contract changes		(€12.418,58)
therof payments from the Issuer to VWL/DLN		(€57.730,74)
therof payments from VWL/DLN to the Issuer		€45.312,16
Servicing collections		€4.885.415,75
VAT collections		€2.279.868,98
<b>Total Lease Collections</b>		<b>€14.304.749,75</b>

Collections by status	Number of contracts	Collections
Current	21.044	€14.014.487,73
Delinquent	483	€156.801,12
Early settlement	102	€118.674,28
Default	7	€632,52
End of term	16	€14.154,10
Write Off	1	€0,00
<b>Total</b>	<b>21.653</b>	<b>€14.304.749,75</b>

Evolution of outstanding pool during the reporting period	Number of active contracts	Outstanding discounted balance	Outstanding nominal balance
Balance as of the begin of the period	21.653	€409.005.121,41	€449.297.119,87
Balance at the end of the period - before top/tap-up	21.554	€401.405.687,33	€440.075.853,09
Top/tap-up of the period	324	€7.126.909,57	€7.897.027,22
Term take out	-	-	-
<b>Balance as of the end of the period</b>	<b>21.878</b>	<b>€408.532.596,90</b>	<b>€447.972.880,31</b>

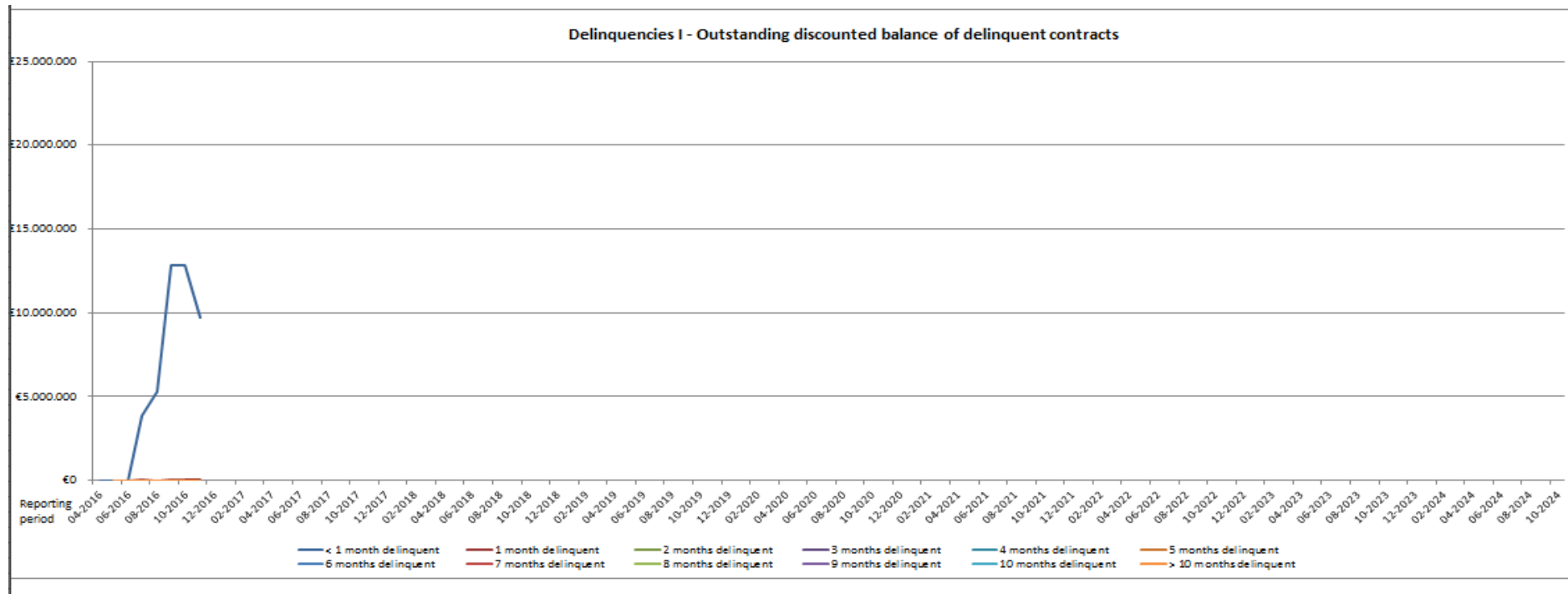
Total portfolio as of pool cut date			Type of car				Customer type			
Contract status development I	Number of contracts	Outstanding discounted balance	New vehicle		Used vehicle		Commercial		Private	
			Number of contracts	Outstanding discounted balance	Number of contracts	Outstanding discounted balance	Number of contracts	Outstanding discounted balance	Number of contracts	Outstanding discounted balance
Current	13.854	€254.509.899,87	13.108	€244.342.851,74	746	€10.167.048,13	7.789	€178.013.878,55	6.065	€76.496.021,32
Delinquent	0	€0,00	0	€0,00	0	€0,00	0	€0,00	0	€0,00
Early settlement	0	€0,00	0	€0,00	0	€0,00	0	€0,00	0	€0,00
Default	0	€0,00	0	€0,00	0	€0,00	0	€0,00	0	€0,00
End of term	0	€0,00	0	€0,00	0	€0,00	0	€0,00	0	€0,00
Write Off	0	€0,00	0	€0,00	0	€0,00	0	€0,00	0	€0,00
<b>Total</b>	<b>13.854</b>	<b>€254.509.899,87</b>	<b>13.108</b>	<b>€244.342.851,74</b>	<b>746</b>	<b>€10.167.048,13</b>	<b>7.789</b>	<b>€178.013.878,55</b>	<b>6.065</b>	<b>€76.496.021,32</b>

Total portfolio as of current reporting period			Type of car				Customer type			
Contract status development II	Number of contracts	Outstanding discounted balance	New vehicle		Used vehicle		Commercial		Private	
			Number of contracts	Outstanding discounted balance	Number of contracts	Outstanding discounted balance	Number of contracts	Outstanding discounted balance	Number of contracts	Outstanding discounted balance
Current	21.368	€398.585.574,43	20.038	€373.246.878,40	1.330	€25.338.696,03	12.932	€293.535.077,95	8.436	€105.050.496,48
Delinquent	483	€9.741.537,15	426	€8.535.122,92	57	€1.206.414,23	341	€8.074.264,74	142	€1.667.272,41
Early settlement	297	€104.729,06	265	€91.841,82	32	€12.887,24	177	€98.578,73	120	€6.150,33
Default	9	€100.213,78	9	€100.213,78	0	€0,00	7	€63.243,86	2	€36.969,92
End of term	160	€542,48	30	€542,48	130	€0,00	160	€542,48	0	€0,00
Write Off	1	€0,00	1	€0,00	0	€0,00	0	€0,00	1	€0,00
<b>Total</b>	<b>22.318</b>	<b>€408.532.596,90</b>	<b>20.769</b>	<b>€381.974.599,40</b>	<b>1.549</b>	<b>€26.557.997,50</b>	<b>13.617</b>	<b>€301.771.707,76</b>	<b>8.701</b>	<b>€106.760.889,14</b>

Contract status development III	Contract status as of the end of the current period											
	Current		Delinquent		Early settlement		Default		End of term		Write Off	
Contract status as of the begin of the period	Number of contracts	Outstanding discounted balance	Number of contracts	Outstanding discounted balance	Number of contracts	Outstanding discounted balance	Number of contracts	Outstanding discounted balance	Number of contracts	Outstanding discounted balance	Number of contracts	Outstanding discounted balance
Top-/Tap-Up contracts	324	€7.126.909,57	0	€0,00	0	€0,00	0	€0,00	0	€0,00	0	€0,00
Current	20.615	€381.994.477,38	346	€6.803.225,72	86	€30.984,99	0	€0,00	16	€542,48	0	€0,00
Delinquent	425	€9.402.738,03	137	€2.938.311,43	6	€0,00	3	€37.561,78	0	€0,00	0	€0,00
Early settlement	0	€0,00	0	€0,00	205	€73.744,07	0	€0,00	0	€0,00	0	€0,00
Default	4	€61.449,45	0	€0,00	0	€0,00	6	€62.652,00	0	€0,00	1	€0,00
End of term	0	€0,00	0	€0,00	0	€0,00	0	€0,00	144	€0,00	0	€0,00
Write Off	0	€0,00	0	€0,00	0	€0,00	0	€0,00	0	€0,00	0	€0,00
<b>Total</b>	<b>21.368</b>	<b>€398.585.574,43</b>	<b>483</b>	<b>€9.741.537,15</b>	<b>297</b>	<b>€104.729,06</b>	<b>9</b>	<b>€100.213,78</b>	<b>160</b>	<b>€542,48</b>	<b>1</b>	<b>€0,00</b>

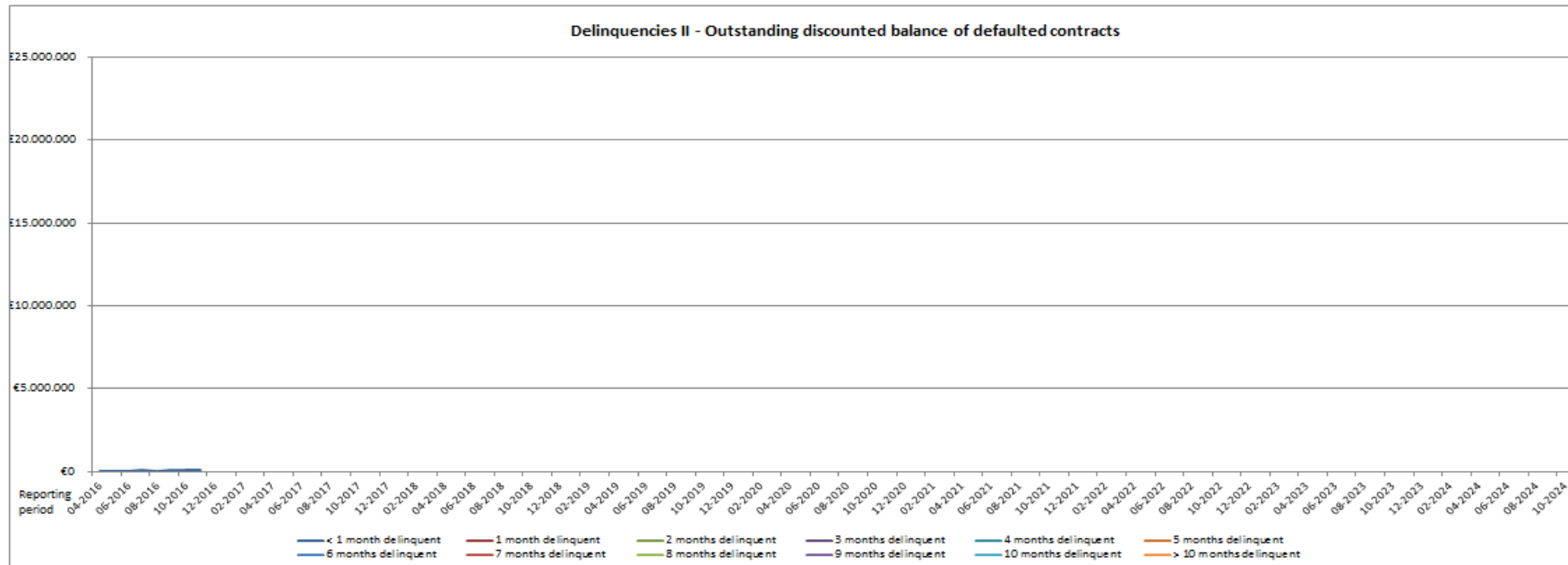
**Delinquencies & defaults I**

Days in arrears	Delinquent contracts				Type of car				Customer type			
	Number of contracts	Percentage of contracts	Outstanding discounted balance	Percentage of outstanding discounted balance	New vehicle		Used vehicle		Commercial		Private	
					Number of contracts	Outstanding discounted balance	Number of contracts	Outstanding discounted balance	Number of contracts	Outstanding discounted balance	Number of contracts	Outstanding discounted balance
< 1 month delinquent	479	2,19%	€9.692.836,44	2,37%	431	€ 8.586.635,99	57	€ 1.206.414,23	348	€ 8.137.508,60	140	€ 1.655.541,62
1 month delinquent	4	0,02%	€48.700,71	0,01%	6	€ 68.893,59	0	€ -	2	€ 20.192,88	4	€ 48.700,71
2 months delinquent	0	0,00%	€0,00	0,00%	0	€ -	0	€ -	0	€ -	0	€ -
3 months delinquent	0	0,00%	€0,00	0,00%	0	€ -	0	€ -	0	€ -	0	€ -
4 months delinquent	0	0,00%	€0,00	0,00%	0	€ -	0	€ -	0	€ -	0	€ -
5 months delinquent	0	0,00%	€0,00	0,00%	0	€ -	0	€ -	0	€ -	0	€ -
6 months delinquent	0	0,00%	€0,00	0,00%	0	€ -	0	€ -	0	€ -	0	€ -
7 months delinquent	0	0,00%	€0,00	0,00%	0	€ -	0	€ -	0	€ -	0	€ -
8 months delinquent	0	0,00%	€0,00	0,00%	0	€ -	0	€ -	0	€ -	0	€ -
9 months delinquent	0	0,00%	€0,00	0,00%	0	€ -	0	€ -	0	€ -	0	€ -
10 months delinquent	0	0,00%	€0,00	0,00%	0	€ -	0	€ -	0	€ -	0	€ -
> 10 months delinquent	0	0,00%	€0,00	0,00%	0	€ -	0	€ -	0	€ -	0	€ -
<b>Total</b>	<b>483</b>	<b>2,21%</b>	<b>€9.741.537,15</b>	<b>2,38%</b>	<b>437</b>	<b>€8.655.529,58</b>	<b>57</b>	<b>€1.206.414,23</b>	<b>350</b>	<b>€8.157.701,48</b>	<b>144</b>	<b>€1.704.242,33</b>



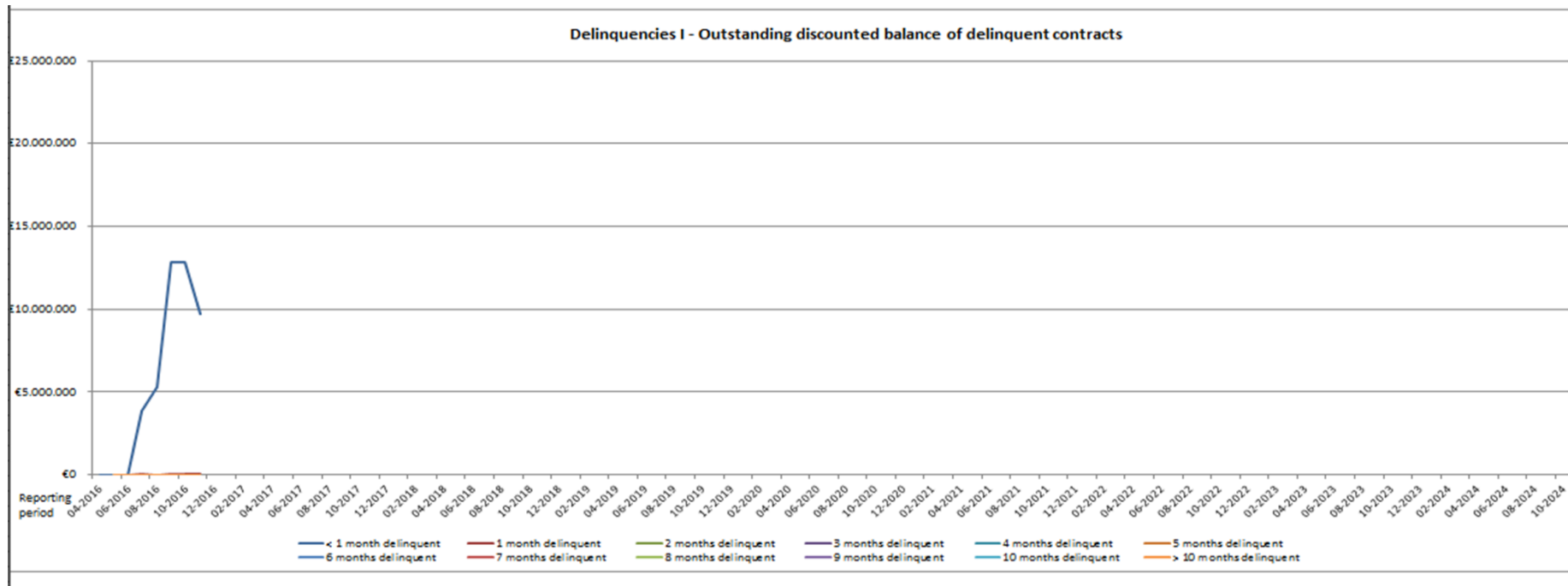
**Delinquencies & Defaults II**

Days in arrears	Defaulted contracts					Type of car				Customer type			
	Number of contracts	Percentage of contracts	Outstanding discounted balance	Percentage of outstanding discounted balance	Outstanding discounted balance at day of default	New vehicle		Used vehicle		Commercial		Private	
						Number of contracts	Outstanding discounted balance	Number of contracts	Outstanding discounted balance	Number of contracts	Outstanding discounted balance	Number of contracts	Outstanding discounted balance
< 1 month delinquent	9	0,04%	€100.213,78	0,02%	€100.213,78	9	€100.213,78	0	€0,00	7	€63.243,86	2	€36.969,92
1 month delinquent	0	0,00%	€0,00	0,00%	€0,00	0	€0,00	0	€0,00	0	€0,00	0	€0,00
2 months delinquent	0	0,00%	€0,00	0,00%	€0,00	0	€0,00	0	€0,00	0	€0,00	0	€0,00
3 months delinquent	0	0,00%	€0,00	0,00%	€0,00	0	€0,00	0	€0,00	0	€0,00	0	€0,00
4 months delinquent	0	0,00%	€0,00	0,00%	€0,00	0	€0,00	0	€0,00	0	€0,00	0	€0,00
5 months delinquent	0	0,00%	€0,00	0,00%	€0,00	0	€0,00	0	€0,00	0	€0,00	0	€0,00
6 months delinquent	0	0,00%	€0,00	0,00%	€0,00	0	€0,00	0	€0,00	0	€0,00	0	€0,00
7 months delinquent	0	0,00%	€0,00	0,00%	€0,00	0	€0,00	0	€0,00	0	€0,00	0	€0,00
8 months delinquent	0	0,00%	€0,00	0,00%	€0,00	0	€0,00	0	€0,00	0	€0,00	0	€0,00
9 months delinquent	0	0,00%	€0,00	0,00%	€0,00	0	€0,00	0	€0,00	0	€0,00	0	€0,00
10 months delinquent	0	0,00%	€0,00	0,00%	€0,00	0	€0,00	0	€0,00	0	€0,00	0	€0,00
> 10 months delinquent	0	0,00%	€0,00	0,00%	€0,00	0	€0,00	0	€0,00	0	€0,00	0	€0,00
<b>Total</b>	<b>9</b>	<b>0,04%</b>	<b>€100.213,78</b>	<b>0,02%</b>	<b>€100.213,78</b>	<b>9</b>	<b>€100.213,78</b>	<b>-</b>	<b>€0,00</b>	<b>7</b>	<b>€63.243,86</b>	<b>2</b>	<b>€36.969,92</b>



**Delinquencies & defaults III**

Days in arrears	Delinquent and defaulted contracts				Type of car				Customer type			
	Number of contracts	Percentage of contracts	Outstanding discounted balance	Percentage of outstanding discounted balance	New vehicle		Used vehicle		Commercial		Private	
					Number of contracts	Outstanding discounted balance	Number of contracts	Outstanding discounted balance	Number of contracts	Outstanding discounted balance	Number of contracts	Outstanding discounted balance
< 1 month delinquent	488	2,23%	€9.793.050,22	2,40%	440	€ 8.686.849,77	57	€ 1.206.414,23	355	€ 8.200.752,46	142	€ 1.692.511,54
1 month delinquent	4	0,02%	€48.700,71	0,01%	6	€ 68.893,59	0	€ -	2	€ 20.192,88	4	€ 48.700,71
2 months delinquent	0	0,00%	€0,00	0,00%	0	€ -	0	€ -	0	€ -	0	€ -
3 months delinquent	0	0,00%	€0,00	0,00%	0	€ -	0	€ -	0	€ -	0	€ -
4 months delinquent	0	0,00%	€0,00	0,00%	0	€ -	0	€ -	0	€ -	0	€ -
5 months delinquent	0	0,00%	€0,00	0,00%	0	€ -	0	€ -	0	€ -	0	€ -
6 months delinquent	0	0,00%	€0,00	0,00%	0	€ -	0	€ -	0	€ -	0	€ -
7 months delinquent	0	0,00%	€0,00	0,00%	0	€ -	0	€ -	0	€ -	0	€ -
8 months delinquent	0	0,00%	€0,00	0,00%	0	€ -	0	€ -	0	€ -	0	€ -
9 months delinquent	0	0,00%	€0,00	0,00%	0	€ -	0	€ -	0	€ -	0	€ -
10 months delinquent	0	0,00%	€0,00	0,00%	0	€ -	0	€ -	0	€ -	0	€ -
> 10 months delinquent	0	0,00%	€0,00	0,00%	0	€ -	0	€ -	0	€ -	0	€ -
<b>Total</b>	<b>492</b>	<b>2,25%</b>	<b>€9.841.750,93</b>	<b>2,41%</b>	<b>446</b>	<b>€ 8.755.743,36</b>	<b>57</b>	<b>€ 1.206.414,23</b>	<b>357</b>	<b>€ 8.220.945,34</b>	<b>146</b>	<b>€ 1.741.212,25</b>



**Write-Offs**

Write-Offs of the monthly period	Number of contracts	Amount
30-9-2016	1	€467,05

Cumulative Write-Offs as of the end of the monthly period	€467,06
Discounted balance of all initial and additional assets	€436.351.469,07
Cumulative net loss ratio	0,00011%

Monthly period	Current period		Cumulative Write-Offs	
	Number of contracts	Write-Offs	Number of contracts	Write-Offs
30-4-2016	0	€0,00	0	€0,00
31-5-2016	0	€0,00	0	€0,00
30-6-2016	0	€0,00	0	€0,00
31-7-2016	0	€0,00	0	€0,00
31-8-2016	0	€0,00	0	€0,00
30-9-2016	1	€467,06	1	€467,06
31-10-2016				
30-11-2016				
31-12-2016				
31-1-2017				
28-2-2017				
31-3-2017				
30-4-2017				
31-5-2017				
30-6-2017				
31-7-2017				
31-8-2017				
30-9-2017				
31-10-2017				
30-11-2017				
31-12-2017				
31-1-2018				
28-2-2018				
31-3-2018				
30-4-2018				
31-5-2018				
30-6-2018				
31-7-2018				
31-8-2018				
30-9-2018				
31-10-2018				
30-11-2018				
31-12-2018				
31-1-2019				
28-2-2019				
31-3-2019				
30-4-2019				
31-5-2019				
30-6-2019				
31-7-2019				
31-8-2019				
30-9-2019				
31-10-2019				
30-11-2019				
31-12-2019				
31-1-2020				
29-2-2020				
31-3-2020				
30-4-2020				
31-5-2020				
30-6-2020				
31-7-2020				
31-8-2020				
30-9-2020				
31-10-2020				
30-11-2020				
31-12-2020				
31-1-2021				
28-2-2021				
31-3-2021				
30-4-2021				
31-5-2021				
30-6-2021				
31-7-2021				
31-8-2021				
30-9-2021				
31-10-2021				
30-11-2021				
31-12-2021				
31-1-2022				
28-2-2022				
31-3-2022				
30-4-2022				
31-5-2022				
30-6-2022				
31-7-2022				
31-8-2022				
30-9-2022				
31-10-2022				
30-11-2022				
31-12-2022				
31-1-2023				
28-2-2023				
31-3-2023				
30-4-2023				
31-5-2023				
30-6-2023				
31-7-2023				
31-8-2023				
30-9-2023				
31-10-2023				
30-11-2023				
31-12-2023				
31-1-2024				
29-2-2024				
31-3-2024				
30-4-2024				
31-5-2024				
30-6-2024				
31-7-2024				
31-8-2024				
30-9-2024				
31-10-2024				
<b>Total</b>				

Pool data I

Distribution by payment type	Total portfolio				Type of car				Customer type			
	Number of contracts	Percentage of contracts	Outstanding discounted balance	Percentage of outstanding discounted balance	New vehicle		Used vehicle		Commercial		Private	
					Number of contracts	Outstanding discounted balance	Number of contracts	Outstanding discounted balance	Number of contracts	Outstanding discounted balance	Number of contracts	Outstanding discounted balance
Direct borrower account debit	19.374	88,55%	€ 350.681.688,34	85,84%	18.205	€ 328.457.926,09	1.169	€ 22.223.762,25	10.836	€ 244.321.311,64	8.538	€ 106.360.376,70
Others	2.504	11,45%	€ 57.850.908,56	14,16%	2.284	€ 53.516.673,31	220	€ 4.334.235,25	2.463	€ 57.450.396,12	41	€ 400.512,44
<b>Total</b>	<b>21.878</b>	<b>100,00%</b>	<b>€408.532.596,90</b>	<b>100,00%</b>	<b>20.489</b>	<b>€ 381.974.599,40</b>	<b>1.389</b>	<b>€ 26.557.997,50</b>	<b>13.299</b>	<b>€301.771.707,76</b>	<b>8.579</b>	<b>€106.760.889,14</b>

Distribution by contract concentration	Total portfolio				Type of car				Customer type			
	Number of contracts	Percentage of contracts	Outstanding discounted balance	Percentage of outstanding discounted balance	New vehicle		Used vehicle		Commercial		Private	
					Number of contracts	Outstanding discounted balance	Number of contracts	Outstanding discounted balance	Number of contracts	Outstanding discounted balance	Number of contracts	Outstanding discounted balance
1	11.225	51,31%	€ 176.728.553,36	43,26%	10.701	€ 166.343.915,97	524	€ 10.384.637,39	2.747	€ 71.137.384,12	8.478	€ 105.591.169,24
2 - 10	5.952	27,21%	€ 139.727.049,11	34,20%	5.424	€ 128.930.791,16	528	€ 10.796.257,95	5.851	€ 138.557.329,21	101	€ 1.169.719,90
11 - 20	1.504	6,87%	€ 34.198.082,62	8,37%	1.387	€ 31.864.274,21	117	€ 2.333.808,41	1.504	€ 34.198.082,62	0	€ -
21 - 50	2.247	10,27%	€ 45.977.984,76	11,25%	2.132	€ 43.616.813,57	115	€ 2.361.171,19	2.247	€ 45.977.984,76	0	€ -
> 50	950	4,34%	€ 11.900.927,05	2,91%	845	€ 11.218.804,49	105	€ 682.122,56	950	€ 11.900.927,05	0	€ -
<b>Total</b>	<b>21.878</b>	<b>100,00%</b>	<b>€408.532.596,90</b>	<b>100,00%</b>	<b>20.489</b>	<b>€381.974.599,40</b>	<b>1.389</b>	<b>€26.557.997,50</b>	<b>13.299</b>	<b>€301.771.707,76</b>	<b>8.579</b>	<b>€106.760.889,14</b>

Distribution by largest lessee	Total portfolio				Type of car				Customer type			
	Number of contracts	Percentage of contracts	Outstanding discounted balance	Percentage of outstanding discounted balance	New vehicle		Used vehicle		Commercial		Private	
					Number of contracts	Outstanding discounted balance	Number of contracts	Outstanding discounted balance	Number of contracts	Outstanding discounted balance	Number of contracts	Outstanding discounted balance
1	36	0,16%	€ 999.086,73	0,24%	35	€ 971.921,15	1	€ 27.165,58	36	€ 999.086,73	0	€ -
2	114	0,52%	€ 996.216,34	0,24%	114	€ 996.216,34	0	€ -	114	€ 996.216,34	0	€ -
3	43	0,20%	€ 995.523,58	0,24%	43	€ 995.523,58	0	€ -	43	€ 995.523,58	0	€ -
4	33	0,15%	€ 994.748,19	0,24%	32	€ 970.979,40	1	€ 23.768,79	33	€ 994.748,19	0	€ -
5	68	0,31%	€ 994.739,11	0,24%	57	€ 853.062,82	11	€ 141.676,29	68	€ 994.739,11	0	€ -
6	47	0,21%	€ 994.019,51	0,24%	47	€ 994.019,51	0	€ -	47	€ 994.019,51	0	€ -
7	28	0,13%	€ 993.069,23	0,24%	26	€ 954.656,37	2	€ 38.412,86	28	€ 993.069,23	0	€ -
8	43	0,20%	€ 992.497,27	0,24%	42	€ 976.010,13	1	€ 16.487,14	43	€ 992.497,27	0	€ -
9	67	0,31%	€ 991.213,84	0,24%	42	€ 893.220,93	25	€ 97.992,91	67	€ 991.213,84	0	€ -
10	41	0,19%	€ 988.941,90	0,24%	38	€ 911.989,76	3	€ 76.952,14	41	€ 988.941,90	0	€ -
11	46	0,21%	€ 987.730,15	0,24%	46	€ 987.730,15	0	€ -	46	€ 987.730,15	0	€ -
12	40	0,18%	€ 985.911,00	0,24%	40	€ 985.911,00	0	€ -	40	€ 985.911,00	0	€ -
13	52	0,24%	€ 982.103,91	0,24%	52	€ 982.103,91	0	€ -	52	€ 982.103,91	0	€ -
14	33	0,15%	€ 977.661,23	0,24%	32	€ 959.517,42	1	€ 18.143,81	33	€ 977.661,23	0	€ -
15	41	0,19%	€ 974.808,31	0,24%	39	€ 940.029,73	2	€ 34.778,58	41	€ 974.808,31	0	€ -
16	46	0,21%	€ 974.222,57	0,24%	46	€ 974.222,57	0	€ -	46	€ 974.222,57	0	€ -
17	56	0,26%	€ 972.898,31	0,24%	55	€ 944.374,44	1	€ 28.523,87	56	€ 972.898,31	0	€ -
18	85	0,39%	€ 972.274,73	0,24%	85	€ 972.274,73	0	€ -	85	€ 972.274,73	0	€ -
19	41	0,19%	€ 968.863,56	0,24%	40	€ 957.306,31	1	€ 11.557,25	41	€ 968.863,56	0	€ -
20	54	0,25%	€ 965.287,96	0,24%	54	€ 965.287,96	0	€ -	54	€ 965.287,96	0	€ -
<b>Total 1 - 20</b>	<b>1.014</b>	<b>4,63%</b>	<b>€19.701.817,43</b>	<b>4,82%</b>	<b>965</b>	<b>€ 19.186.358,21</b>	<b>49</b>	<b>€ 515.459,22</b>	<b>1.014</b>	<b>€ 19.701.817,43</b>	<b>0</b>	<b>€ -</b>

Pool data II

Distribution by outstanding discounted balance	Total portfolio				Type of car				Customer type			
	Number of contracts	Percentage of contracts	Outstanding discounted balance	Percentage of outstanding discounted balance	New vehicle		Used vehicle		Commercial		Private	
					Number of contracts	Outstanding discounted balance	Number of contracts	Outstanding discounted balance	Number of contracts	Outstanding discounted balance	Number of contracts	Outstanding discounted balance
0,01 - 5.000,00	227	1,04%	€ 826.460,63	0,20%	148	€ 605.350,71	79	€ 221.109,92	200	€ 707.045,45	27	€ 119.415,18
5.000,01 - 10.000,00	4.321	19,75%	€ 34.718.947,95	8,50%	4.127	€ 33.250.819,50	194	€ 1.468.128,45	1.158	€ 9.408.555,14	3.163	€ 25.310.392,81
10.000,01 - 15.000,00	5.375	24,57%	€ 67.991.862,04	16,64%	5.086	€ 64.331.715,49	289	€ 3.660.146,55	2.198	€ 28.265.448,15	3.177	€ 39.726.413,89
15.000,01 - 20.000,00	3.985	18,21%	€ 69.051.947,38	16,90%	3.721	€ 64.431.123,54	264	€ 4.620.823,84	2.305	€ 40.099.981,47	1.680	€ 28.951.965,91
20.000,01 - 25.000,00	3.167	14,48%	€ 70.593.442,53	17,28%	2.922	€ 65.105.310,73	245	€ 5.488.131,80	2.767	€ 61.885.468,21	400	€ 8.707.974,32
25.000,01 - 30.000,00	1.791	8,19%	€ 48.922.152,95	11,98%	1.683	€ 45.977.651,19	108	€ 2.944.501,76	1.703	€ 46.552.065,85	88	€ 2.370.087,10
> 30.000,00	3.012	13,77%	€ 116.427.783,42	28,50%	2.802	€ 108.272.628,24	210	€ 8.155.155,18	2.968	€ 114.853.143,49	44	€ 1.574.639,93
<b>Total</b>	<b>21.878</b>	<b>100,00%</b>	<b>€408.532.596,90</b>	<b>100,00%</b>	<b>20.489</b>	<b>€381.974.599,40</b>	<b>1.389</b>	<b>€26.557.997,50</b>	<b>13.299</b>	<b>€ 301.771.707,76</b>	<b>8.579</b>	<b>€ 106.760.889,14</b>

Statistics

Minimum outstanding discounted balance	€ 47,13
Maximum outstanding discounted balance	€ 173.539,72
Average outstanding discounted balance	€ 18.673,21

Distribution by outstanding nominal balance	Total portfolio				Type of car				Customer type			
	Number of contracts	Percentage of contracts	Outstanding discounted balance	Percentage of outstanding discounted balance	New vehicle		Used vehicle		Commercial		Private	
					Number of contracts	Outstanding discounted balance	Number of contracts	Outstanding discounted balance	Number of contracts	Outstanding discounted balance	Number of contracts	Outstanding discounted balance
0,01 - 5.000,00	227	1,04%	€826.460,63	0,20%	148	€ 605.350,71	79	€ 221.109,92	200	€ 707.045,45	27	€ 119.415,18
5.000,01 - 10.000,00	4.327	19,78%	€34.781.098,60	8,51%	4.133	€ 33.312.970,15	194	€ 1.468.128,45	1.159	€ 9.418.668,74	3.168	€ 25.362.429,86
10.000,01 - 15.000,00	5.374	24,56%	€68.005.891,23	16,65%	5.085	€ 64.345.744,68	289	€ 3.660.146,55	2.199	€ 28.285.670,48	3.175	€ 39.720.220,75
15.000,01 - 20.000,00	3.989	18,23%	€69.160.303,43	16,93%	3.725	€ 64.539.479,59	264	€ 4.620.823,84	2.309	€ 40.192.843,52	1.680	€ 28.967.459,91
20.000,01 - 25.000,00	3.160	14,44%	€70.460.951,80	17,25%	2.915	€ 64.972.820,00	245	€ 5.488.131,80	2.763	€ 61.814.315,39	397	€ 8.646.636,41
25.000,01 - 30.000,00	1.796	8,21%	€49.082.824,09	12,01%	1.688	€ 46.138.322,33	108	€ 2.944.501,76	1.708	€ 46.712.736,99	88	€ 2.370.087,10
> 30.000,00	3.005	13,74%	€116.215.067,12	28,45%	2.795	€ 108.059.911,94	210	€ 8.155.155,18	2.961	€ 114.640.427,19	44	€ 1.574.639,93
<b>Total</b>	<b>21.878</b>	<b>100,00%</b>	<b>€408.532.596,90</b>	<b>100,00%</b>	<b>20.489</b>	<b>€381.974.599,40</b>	<b>1.389</b>	<b>€26.557.997,50</b>	<b>13.299</b>	<b>€301.771.707,76</b>	<b>8.579</b>	<b>€106.760.889,14</b>

Statistics

Minimum outstanding nominal balance	€ 47,30
Maximum outstanding nominal balance	€ 192.780,16
Average outstanding nominal balance	€ 20.475,95



Pool data III

Distribution by remaining term	Total portfolio				Type of car				Customer type			
	Number of contracts	Percentage of contracts	Outstanding discounted balance	Percentage of outstanding discounted balance	New vehicle		Used vehicle		Commercial		Private	
					Number of contracts	Outstanding discounted balance	Number of contracts	Outstanding discounted balance	Number of contracts	Outstanding discounted balance	Number of contracts	Outstanding discounted balance
01-12	1.544	7,06%	€ 17.293.445,56	4,23%	1.229	€ 13.972.543,08	315	€ 3.320.902,48	1.191	€ 14.127.472,09	353	€ 3.165.973,47
13-24	3.488	15,94%	€ 51.367.920,65	12,57%	3.171	€ 46.172.916,20	317	€ 5.195.004,45	2.060	€ 36.247.482,58	1.428	€ 15.120.438,07
25-36	5.947	27,18%	€ 104.046.921,54	25,47%	5.602	€ 97.413.822,27	345	€ 6.633.099,27	3.151	€ 71.513.527,33	2.796	€ 32.533.394,21
37-48	8.362	38,22%	€ 171.375.256,91	41,95%	8.065	€ 163.482.380,56	297	€ 7.892.876,35	4.629	€ 119.738.056,53	3.733	€ 51.637.200,38
49-60	2.537	11,60%	€ 64.449.052,24	15,78%	2.422	€ 60.932.937,29	115	€ 3.516.114,95	2.268	€ 60.145.169,23	269	€ 4.303.883,01
61-72	0	0,00%	€ -	0,00%	0	€ -	0	€ -	0	€ -	0	€ -
>72	0	0,00%	€ -	0,00%	0	€ -	0	€ -	0	€ -	0	€ -
<b>Total</b>	<b>21.878</b>	<b>100,00%</b>	<b>€408.532.596,90</b>	<b>100,00%</b>	<b>20.489</b>	<b>€381.974.599,40</b>	<b>1.389</b>	<b>€26.557.997,50</b>	<b>13.299</b>	<b>€301.771.707,76</b>	<b>8.579</b>	<b>€106.760.889,14</b>

Statistics

Minimum Remaining Term	0
Maximum Remaining Term	60
Weighted Average Remaining Term	36,56

Distribution by seasoning	Total portfolio				Type of car				Customer type			
	Number of contracts	Percentage of contracts	Outstanding discounted balance	Percentage of outstanding discounted balance	New vehicle		Used vehicle		Commercial		Private	
					Number of contracts	Outstanding discounted balance	Number of contracts	Outstanding discounted balance	Number of contracts	Outstanding discounted balance	Number of contracts	Outstanding discounted balance
01-12	13.157	60,14%	€280.482.135,15	68,66%	12.134	€ 259.069.679,59	1.023	€ 21.412.455,56	8.613	€ 217.360.149,83	4.544	€ 63.121.985,32
13-24	6.259	28,61%	€99.591.957,46	24,38%	6.021	€ 95.710.065,10	238	€ 3.881.892,36	3.079	€ 63.824.901,28	3.180	€ 35.767.056,18
25-36	1.712	7,83%	€21.688.245,38	5,31%	1.614	€ 20.732.465,26	98	€ 955.780,12	1.007	€ 14.905.879,63	705	€ 6.782.365,75
37-48	532	2,43%	€5.036.809,64	1,23%	505	€ 4.760.069,29	27	€ 276.740,35	428	€ 4.267.299,82	104	€ 769.509,82
49-60	218	1,00%	€1.733.449,27	0,42%	215	€ 1.702.320,16	3	€ 31.129,11	172	€ 1.413.477,20	46	€ 319.972,07
61-72	0	0,00%	€0,00	0,00%	0	€ -	0	€ -	0	€ -	0	€ -
>72	0	0,00%	€0,00	0,00%	0	€ -	0	€ -	0	€ -	0	€ -
<b>Total</b>	<b>21.878</b>	<b>100,00%</b>	<b>€408.532.596,90</b>	<b>100,00%</b>	<b>20.489</b>	<b>€381.974.599,40</b>	<b>1.389</b>	<b>€26.557.997,50</b>	<b>13.299</b>	<b>€301.771.707,76</b>	<b>8.579</b>	<b>€106.760.889,14</b>

Statistics

Minimum seasoning	0
Maximum seasoning	60
Weighted average seasoning	11,81

Pool data IV

Distribution by brand	Total portfolio				Type of car				Customer type			
	Number of contracts	Percentage of contracts	Outstanding discounted balance	Percentage of outstanding discounted balance	New vehicle		Used vehicle		Commercial		Private	
					Number of contracts	Outstanding discounted balance	Number of contracts	Outstanding discounted balance	Number of contracts	Outstanding discounted balance	Number of contracts	Outstanding discounted balance
VW	8.227	37,60%	€149.044.317,74	36,48%	7.798	€ 140.637.035,80	429	€ 8.407.281,94	4.481	€ 100.662.435,63	3.746	€ 48.381.882,11
VW LCV	1.794	8,20%	€34.982.547,02	8,56%	1.692	€ 33.447.314,71	102	€ 1.535.232,31	1.794	€ 34.982.547,02	0	€ -
Audi	1.759	8,04%	€50.756.598,76	12,42%	1.593	€ 46.357.883,15	166	€ 4.398.715,61	1.377	€ 43.108.891,98	382	€ 7.647.706,78
Seat	3.593	16,42%	€43.735.510,30	10,71%	3.501	€ 42.505.499,54	92	€ 1.230.010,76	681	€ 10.941.804,02	2.912	€ 32.793.706,28
Skoda	2.843	12,99%	€42.572.155,91	10,42%	2.755	€ 41.255.568,76	88	€ 1.316.587,15	1.306	€ 24.695.224,42	1.537	€ 17.876.931,49
Other brands	3.662	16,74%	€87.441.467,17	21,40%	3.150	€ 77.771.297,44	512	€ 9.670.169,73	3.660	€ 87.380.804,69	2	€ 60.662,48
<b>Total</b>	<b>21.878</b>	<b>100,00%</b>	<b>€408.532.596,90</b>	<b>100,00%</b>	<b>20.489</b>	<b>€381.974.599,40</b>	<b>1.389</b>	<b>€26.557.997,50</b>	<b>13.299</b>	<b>€301.771.707,76</b>	<b>8.579</b>	<b>€106.760.889,14</b>

Distribution by geographic distribution	Total portfolio				Type of car				Customer type			
	Number of contracts	Percentage of contracts	Outstanding discounted balance	Percentage of outstanding discounted balance	New vehicle		Used vehicle		Commercial		Private	
					Number of contracts	Outstanding discounted balance	Number of contracts	Outstanding discounted balance	Number of contracts	Outstanding discounted balance	Number of contracts	Outstanding discounted balance
Noord-Holland	3.469	15,86%	€71.612.107,16	17,53%	3.236	€ 66.550.784,96	233	€ 5.061.322,20	2.282	€ 56.354.879,04	1.187	€ 15.257.228,12
Flevoland	583	2,66%	€9.783.444,22	2,39%	552	€ 9.214.087,55	31	€ 569.356,67	225	€ 5.261.893,34	358	€ 4.521.550,88
Utrecht	2.044	9,34%	€38.570.300,96	9,44%	1.874	€ 35.311.508,99	170	€ 3.258.791,97	1.280	€ 29.192.260,02	764	€ 9.378.040,94
Zuid-Holland	5.670	25,92%	€105.074.705,10	25,72%	5.364	€ 98.915.075,43	306	€ 6.159.629,67	3.248	€ 74.813.344,16	2.422	€ 30.261.360,94
Gelderland	2.317	10,59%	€41.654.832,77	10,20%	2.146	€ 39.032.317,69	171	€ 2.622.515,08	1.471	€ 31.645.166,38	846	€ 10.009.666,39
Noord-Brabant	3.358	15,35%	€61.534.046,35	15,06%	3.186	€ 57.820.810,03	172	€ 3.713.236,32	2.000	€ 45.055.252,94	1.358	€ 16.478.793,41
Zeeland	351	1,60%	€6.016.449,62	1,47%	333	€ 5.720.502,33	18	€ 295.947,29	155	€ 3.527.204,67	196	€ 2.489.244,95
Limburg	1.574	7,19%	€25.403.346,94	6,22%	1.499	€ 23.779.211,70	75	€ 1.624.135,24	938	€ 17.510.353,37	636	€ 7.892.993,57
Overijssel	1.430	6,54%	€28.134.024,36	6,89%	1.281	€ 25.983.693,70	149	€ 2.150.330,66	1.103	€ 23.896.314,30	327	€ 4.237.710,06
Drenthe	331	1,51%	€6.685.805,45	1,64%	313	€ 6.406.632,26	18	€ 279.173,19	206	€ 4.997.924,37	125	€ 1.687.881,08
Friesland	273	1,25%	€4.153.522,30	1,02%	257	€ 3.914.506,83	16	€ 239.015,47	85	€ 1.714.911,20	188	€ 2.438.611,10
Groningen	478	2,18%	€9.910.011,67	2,43%	448	€ 9.325.467,93	30	€ 584.543,74	306	€ 7.802.203,97	172	€ 2.107.807,70
<b>Total</b>	<b>21.878</b>	<b>100,00%</b>	<b>€408.532.596,90</b>	<b>100,00%</b>	<b>20.489</b>	<b>€381.974.599,40</b>	<b>1.389</b>	<b>€26.557.997,50</b>	<b>13.299</b>	<b>€301.771.707,76</b>	<b>8.579</b>	<b>€106.760.889,14</b>

Distribution by industry sector	Total portfolio				Type of car				Customer type			
	Number of contracts	Percentage of contracts	Outstanding discounted balance	Percentage of discounted balance	New vehicle		Used vehicle		Commercial		Private	
					Number of contracts	Outstanding discounted balance	Number of contracts	Outstanding discounted balance	Number of contracts	Outstanding discounted balance	Number of contracts	Outstanding discounted balance
Agriculture / Forestry	120	0,55%	€2.993.364,48	0,73%	110	€ 2.781.681,02	10	€ 211.683,46	120	€ 2.993.364,48	0	€ -
Construction	97	0,44%	€2.183.817,45	0,53%	90	€ 2.047.180,97	7	€ 136.636,48	97	€ 2.183.817,45	0	€ -
Energy / Mining	63	0,29%	€1.885.181,60	0,46%	57	€ 1.758.782,36	6	€ 126.399,24	63	€ 1.885.181,60	0	€ -
Financial services	1.017	4,65%	€27.112.132,52	6,64%	946	€ 25.286.589,92	71	€ 1.825.542,60	1.017	€ 27.112.132,52	0	€ -
Hotel and restaurant industry	92	0,42%	€1.912.384,15	0,47%	79	€ 1.630.357,82	13	€ 282.026,33	92	€ 1.912.384,15	0	€ -
Information technology	915	4,18%	€20.880.300,03	5,11%	812	€ 19.020.711,70	103	€ 1.859.588,33	915	€ 20.880.300,03	0	€ -
Manufacturing industry	1.788	8,17%	€43.207.965,64	10,58%	1.645	€ 40.330.671,15	143	€ 2.877.294,49	1.788	€ 43.207.965,64	0	€ -
Other	726	3,32%	€17.039.050,04	4,17%	544	€ 12.849.217,58	182	€ 4.189.832,46	726	€ 17.039.050,04	0	€ -
Other services	4.177	19,09%	€84.785.118,64	20,75%	3.722	€ 76.673.158,27	455	€ 8.111.960,37	4.177	€ 84.785.118,64	0	€ -
Private	8.579	39,21%	€106.760.889,14	26,13%	8.493	€ 105.747.200,42	86	€ 1.013.688,72	0	€ -	8.579	€ 106.760.889,14
Public administration, education, health care, public services	489	2,24%	€9.621.873,18	2,36%	450	€ 8.952.376,39	39	€ 669.496,79	489	€ 9.621.873,18	0	€ -
Real estate	404	1,85%	€10.517.117,71	2,57%	369	€ 9.721.672,33	35	€ 795.445,38	404	€ 10.517.117,71	0	€ -
Retail / Wholesale	868	3,97%	€18.148.813,56	4,44%	798	€ 17.025.318,75	70	€ 1.123.494,81	868	€ 18.148.813,56	0	€ -
Transportation	2.543	11,62%	€61.484.588,76	15,05%	2.374	€ 58.149.680,72	169	€ 3.334.908,04	2.543	€ 61.484.588,76	0	€ -
<b>Total</b>	<b>21.878</b>	<b>100,00%</b>	<b>€408.532.596,90</b>	<b>100,00%</b>	<b>20.489</b>	<b>€381.974.599,40</b>	<b>1.389</b>	<b>€26.557.997,50</b>	<b>13.299</b>	<b>€301.771.707,76</b>	<b>8.579</b>	<b>€106.760.889,14</b>

Pool data V

Distribution by brand & Model	Model	Total portfolio				Type of car				Customer type			
		Number of contracts	Percentage of contracts	Outstanding discounted balance	Percentage of outstanding discounted balance	New vehicle		Used vehicle		Commercial		Private	
						Number of contracts	Outstanding discounted balance	Number of contracts	Outstanding discounted balance	Number of contracts	Outstanding discounted balance	Number of contracts	Outstanding discounted balance
Volkswagen	Amarok	3	0,01%	€ 60.462,26	0,01%	3	€ 60.462,26	0	€ -	3	€ 60.462,26	0	€ -
	Beetle	8	0,04%	€ 182.314,46	0,04%	6	€ 144.560,49	2	€ 37.753,97	5	€ 117.593,29	3	€ 64.721,17
	Caddy	118	0,54%	€ 1.368.191,68	0,33%	109	€ 1.314.088,84	9	€ 54.102,84	116	€ 1.329.517,78	2	€ 38.673,90
	Crafter	43	0,20%	€ 1.307.097,75	0,32%	43	€ 1.307.097,75	0	€ -	43	€ 1.307.097,75	0	€ -
	Golf	2.969	13,57%	€ 64.527.721,85	15,79%	2.773	€ 59.732.418,78	196	€ 4.795.303,07	1.704	€ 41.926.788,36	1.265	€ 22.600.933,49
	Jetta	29	0,13%	€ 386.503,69	0,09%	15	€ 193.228,02	14	€ 193.275,67	28	€ 378.566,05	1	€ 7.937,64
	Passat	1.051	4,80%	€ 35.336.900,42	8,65%	990	€ 33.486.387,64	61	€ 1.850.512,78	1.037	€ 34.908.723,45	14	€ 428.176,97
	Polo	1.614	7,38%	€ 21.119.133,70	5,17%	1.545	€ 20.337.624,23	69	€ 781.509,47	605	€ 8.163.819,37	1.009	€ 12.955.314,33
	Sharan	14	0,06%	€ 483.192,09	0,12%	12	€ 431.664,04	2	€ 51.528,05	12	€ 416.535,21	2	€ 66.656,88
	Tiguan	39	0,18%	€ 1.071.060,65	0,26%	39	€ 1.071.060,65	0	€ -	30	€ 846.607,19	9	€ 224.453,46
	Touareg	4	0,02%	€ 198.290,17	0,05%	4	€ 198.290,17	0	€ -	4	€ 198.290,17	0	€ -
	Touran	89	0,41%	€ 2.240.393,79	0,55%	84	€ 2.151.007,66	5	€ 89.386,13	81	€ 2.035.826,52	8	€ 204.567,27
	Transporter	193	0,88%	€ 3.482.621,46	0,85%	178	€ 3.342.803,04	15	€ 139.818,42	193	€ 3.482.621,46	0	€ -
	Up!	2.053	9,38%	€ 17.280.433,77	4,23%	1.997	€ 16.866.342,23	56	€ 414.091,54	620	€ 5.489.986,77	1.433	€ 11.790.447,00
<b>Sub-Total VW</b>		<b>8.227</b>	<b>37,60%</b>	<b>€149.044.317,74</b>	<b>36,48%</b>	<b>7.798</b>	<b>€140.637.035,80</b>	<b>429</b>	<b>€8.407.281,94</b>	<b>4.481</b>	<b>€100.662.435,63</b>	<b>3.746</b>	<b>€48.381.882,11</b>
VW LCV	Amarok	5	0,02%	€ 122.547,83	0,03%	5	€ 122.547,83	0	€ -	5	€ 122.547,83	0	€ -
	Caddy	819	3,74%	€ 11.631.521,84	2,85%	788	€ 11.326.448,53	31	€ 305.073,31	819	€ 11.631.521,84	0	€ -
	Crafter	408	1,86%	€ 10.542.499,85	2,58%	352	€ 9.525.648,21	56	€ 1.016.851,64	408	€ 10.542.499,85	0	€ -
	Tiguan	3	0,01%	€ 85.928,05	0,02%	3	€ 85.928,05	0	€ -	3	€ 85.928,05	0	€ -
	Touran	-	0,00%	€ -	0,00%	0	€ -	0	€ -	0	€ -	0	€ -
	Transporter	559	2,56%	€ 12.600.049,45	3,08%	544	€ 12.386.742,09	15	€ 213.307,36	559	€ 12.600.049,45	0	€ -
<b>Sub-Total VW LCV</b>		<b>1.794</b>	<b>8,20%</b>	<b>€34.982.547,02</b>	<b>8,56%</b>	<b>1.692</b>	<b>€33.447.314,71</b>	<b>102</b>	<b>€1.535.232,31</b>	<b>1.794</b>	<b>€34.982.547,02</b>	<b>0</b>	<b>€0,00</b>
Audi	A1	240	1,10%	€ 3.918.544,44	7,72%	235	€ 3.840.235,15	5	€ 78.309,29	55	€ 956.735,35	185	€ 2.961.809,09
	A3	944	4,31%	€ 26.116.218,32	51,45%	848	€ 23.618.877,16	96	€ 2.497.341,16	775	€ 22.341.102,86	169	€ 3.775.115,46
	A4	277	1,27%	€ 8.520.199,37	16,79%	250	€ 7.991.512,89	27	€ 528.686,48	263	€ 8.084.041,47	14	€ 436.157,90
	A5	69	0,32%	€ 2.180.768,83	4,30%	59	€ 1.926.134,42	10	€ 254.634,41	68	€ 2.155.152,08	1	€ 25.616,75
	A6	143	0,65%	€ 5.962.671,40	11,75%	125	€ 5.321.919,76	18	€ 640.751,64	142	€ 5.935.598,98	1	€ 27.072,42
	A7	10	0,05%	€ 550.679,74	1,08%	9	€ 502.889,41	1	€ 47.790,33	8	€ 467.087,73	2	€ 83.592,01
	A8	5	0,02%	€ 329.864,82	0,65%	4	€ 267.349,22	1	€ 62.515,60	5	€ 329.864,82	0	€ -
	Q3	24	0,11%	€ 740.102,66	1,46%	22	€ 681.055,89	2	€ 59.046,77	19	€ 595.897,79	5	€ 144.204,87
	Q5	35	0,16%	€ 1.580.541,78	3,11%	30	€ 1.387.044,08	5	€ 193.497,70	31	€ 1.422.545,73	4	€ 157.996,05
	Q7	9	0,04%	€ 726.806,73	1,43%	9	€ 726.806,73	0	€ -	9	€ 726.806,73	0	€ -
	TT	3	0,01%	€ 130.200,67	0,26%	2	€ 94.058,44	1	€ 36.142,23	2	€ 94.058,44	1	€ 36.142,23
<b>Sub-Total Audi</b>		<b>1.759</b>	<b>8,04%</b>	<b>€50.756.598,76</b>	<b>12,42%</b>	<b>1.593</b>	<b>€46.357.883,15</b>	<b>166</b>	<b>€4.398.715,61</b>	<b>1.377</b>	<b>€43.108.891,98</b>	<b>382</b>	<b>€7.647.706,78</b>
Seat	Alhambra	13	0,06%	€ 422.313,60	0,10%	13	€ 422.313,60	0	€ -	12	€ 393.865,34	1	€ 28.448,26
	Altea	15	0,07%	€ 147.463,41	0,04%	15	€ 147.463,41	0	€ -	8	€ 58.670,70	7	€ 88.792,71
	Ibiza	1.508	6,89%	€ 18.224.730,33	4,46%	1.487	€ 18.013.372,81	21	€ 211.357,52	216	€ 2.708.510,90	1.292	€ 15.516.219,43
	Leon	798	3,65%	€ 14.497.357,92	3,55%	741	€ 13.594.178,51	57	€ 903.179,41	393	€ 7.283.157,07	405	€ 7.214.200,85
	Mii	1.219	5,57%	€ 9.971.664,69	2,44%	1.205	€ 9.856.190,86	14	€ 115.473,83	48	€ 435.373,04	1.171	€ 9.536.291,65
	Toledo	40	0,18%	€ 471.980,35	0,12%	40	€ 471.980,35	0	€ -	4	€ 62.226,97	36	€ 409.753,38
<b>Sub-Total Seat</b>		<b>3.593</b>	<b>16,42%</b>	<b>€43.735.510,30</b>	<b>10,71%</b>	<b>3.501</b>	<b>€42.505.499,54</b>	<b>92</b>	<b>€1.230.010,76</b>	<b>681</b>	<b>€10.941.804,02</b>	<b>2.912</b>	<b>€32.793.706,28</b>
Skoda	Citigo	710	3,25%	€ 5.663.112,13	1,39%	696	€ 5.564.866,54	14	€ 98.245,59	80	€ 704.945,88	630	€ 4.958.166,25
	Fabia	782	3,57%	€ 10.364.944,53	2,54%	777	€ 10.294.862,28	5	€ 70.082,25	216	€ 2.938.832,89	566	€ 7.426.111,64
	Octavia	895	4,09%	€ 17.612.022,77	4,31%	834	€ 16.608.367,90	61	€ 1.003.654,87	755	€ 14.956.412,61	140	€ 2.856.610,16
	Rapid	228	1,04%	€ 3.074.940,15	0,75%	226	€ 3.048.455,62	2	€ 26.484,53	44	€ 627.292,04	184	€ 2.447.648,11
	Roomster	3	0,01%	€ 34.827,36	0,01%	3	€ 34.827,36	0	€ -	1	€ 11.901,03	2	€ 22.926,33
	Superb	203	0,93%	€ 5.367.056,77	1,31%	197	€ 5.248.936,86	6	€ 118.119,91	197	€ 5.180.600,47	6	€ 186.456,30
	Yeti	22	0,10%	€ 455.252,20	0,11%	22	€ 455.252,20	0	€ -	13	€ 275.239,50	9	€ 180.012,70
<b>Sub-Total Skoda</b>		<b>2.843</b>	<b>12,99%</b>	<b>€42.572.155,91</b>	<b>10,42%</b>	<b>2.755</b>	<b>€41.255.568,76</b>	<b>88</b>	<b>€1.316.587,15</b>	<b>1.306</b>	<b>€24.695.224,42</b>	<b>1.537</b>	<b>€17.876.931,49</b>
<b>Other brands</b>		<b>3.662</b>	<b>16,74%</b>	<b>€87.441.467,17</b>	<b>21,40%</b>	<b>3.150</b>	<b>€77.771.297,44</b>	<b>512</b>	<b>€9.670.169,73</b>	<b>3.660</b>	<b>€87.380.804,69</b>	<b>2</b>	<b>€60.662,48</b>
<b>Total</b>		<b>21.878</b>	<b>100,00%</b>	<b>€408.532.596,90</b>	<b>100,00%</b>	<b>20.489</b>	<b>€381.974.599,40</b>	<b>1.389</b>	<b>€26.557.997,50</b>	<b>13.299</b>	<b>€301.771.707,76</b>	<b>8.579</b>	<b>€106.760.889,14</b>

Pool data VI

Type of car	Total portfolio				Customer type			
	Number of contracts	Percentage of contracts	Outstanding discounted balance	Percentage of outstanding discounted balance	Commercial		Private	
					Number of contracts	Outstanding discounted balance	Number of contracts	Outstanding discounted balance
New vehicles	20.489	93,65%	€ 381.974.599,40	93,50%	11.996	€276.227.398,98	8.493	€105.747.200,42
Used vehicles	1.389	6,35%	€ 26.557.997,50	6,50%	1.303	€25.544.308,78	86	€1.013.688,72
<b>Total</b>	<b>21.878</b>	<b>100,00%</b>	<b>€408.532.596,90</b>	<b>100,00%</b>	<b>13.299</b>	<b>€301.771.707,76</b>	<b>8.579</b>	<b>€106.760.889,14</b>

Customer type	Total portfolio			
	Number of contracts	Percentage of contracts	Outstanding discounted balance	Percentage of outstanding discounted balance
Commercial	13.299	60,79%	€301.771.707,76	73,87%
Private	8.579	39,21%	€106.760.889,14	26,13%
<b>Total</b>	<b>21.878</b>	<b>100,00%</b>	<b>€408.532.596,90</b>	<b>100,00%</b>

Pool data VII

Distribution by motor type	Total portfolio				Type of car				Customer type			
	Number of contracts	Percentage of contracts	Outstanding discounted balance	Percentage of outstanding discounted balance	New vehicle		Used vehicle		Commercial		Private	
					Number of contracts	Outstanding discounted balance	Number of contracts	Outstanding discounted balance	Number of contracts	Outstanding discounted balance	Number of contracts	Outstanding discounted balance
EA189 (unfixed)	615	2,81%	€ 7.281.151,86	1,78%	544	€6.440.185,68	71	€840.966,18	592	€7.084.095,41	23	€197.056,45
Other	21.263	97,19%	€ 401.251.445,04	98,22%	19.945	€375.534.413,72	1.318	€25.717.031,32	12.707	€294.687.612,35	8.556	€106.563.832,69
<b>Total</b>	<b>21.878</b>	<b>100,00%</b>	<b>€ 408.532.596,90</b>	<b>100,00%</b>	<b>20.489</b>	<b>€ 381.974.599,40</b>	<b>1.389</b>	<b>€ 26.557.997,50</b>	<b>13.299</b>	<b>€ 301.771.707,76</b>	<b>8.579</b>	<b>€ 106.760.889,14</b>

**Prepayments**

Reporting period	Unscheduled payments	Discounted balance as of previous period	Periodic CPR	Annualised CPR
Pool cut	-	-	-	-
31-5-2016	€498.994,73	€254.509.899,87	0,196%	2,328%
30-6-2016	€90.546,38	€255.186.298,49	0,035%	0,425%
31-7-2016	€630.907,72	€346.248.092,83	0,182%	2,165%
31-8-2016	€149.257,83	€347.052.186,47	0,043%	0,515%
30-9-2016	€118.674,28	€409.005.121,41	0,043%	0,515%
31-10-2016				
30-11-2016				
31-12-2016				
31-1-2017				
28-2-2017				
31-3-2017				
30-4-2017				
31-5-2017				
30-6-2017				
31-7-2017				
31-8-2017				
30-9-2017				
31-10-2017				
30-11-2017				
31-12-2017				
31-1-2018				
28-2-2018				
31-3-2018				
30-4-2018				
31-5-2018				
30-6-2018				
31-7-2018				
31-8-2018				
30-9-2018				
31-10-2018				
30-11-2018				
31-12-2018				
31-1-2019				
28-2-2019				
31-3-2019				
30-4-2019				
31-5-2019				
30-6-2019				
31-7-2019				
31-8-2019				
30-9-2019				
31-10-2019				
30-11-2019				
31-12-2019				
31-1-2020				
29-2-2020				
31-3-2020				
30-4-2020				
31-5-2020				
30-6-2020				
31-7-2020				
31-8-2020				
30-9-2020				
31-10-2020				
30-11-2020				
31-12-2020				
31-1-2021				
28-2-2021				
31-3-2021				
30-4-2021				
31-5-2021				
30-6-2021				
31-7-2021				
31-8-2021				
30-9-2021				
31-10-2021				
30-11-2021				
31-12-2021				
31-1-2022				
28-2-2022				
31-3-2022				
30-4-2022				

The annualised constant prepayment rate (CPR) of the underlying receivables based upon the most recent periodic CPR. Periodic CPR is equal to the total unscheduled principal received in the most recent period divided by the start of period principal balance. This is then annualised as follows:

$$1 - ((1 - \text{Periodic CPR})^{\text{number of periods in a year}})$$

Lease level data

No.	Month / Year of origination	Month / Year of default	Outstanding discounted balance at origination	Outstanding discounted balance of loan at default date	Month / Year of loss	Recovery from sale of asset	Uncertain recovery	Total recovery	Loss amount	Loss percentage on original balance	Geographical location of borrower	Object type (new / used / demonstrated / vehicle)	Brand	Contract type (lease)	Customer type	07-2016	08-2016	09-2016	10-2016	11-2016	12-2016	01-2017	02-2017	03-2017	
1	03-2015	08-2016	€17.394,54	€467,07	09-2016	€16.249,84	(€13,17)	€16.927,47	€467,07	2,7%	NL,322	New	Volkswagen	Lease	Private	€0,00	€0,00	€467,07							