

# SC Germany Auto 2018-1 Monthly Investor Report



DEUTSCHER  
VERBRIEFUNGSSTANDARD



 Santander

## SC Germany Auto 2018-1 Monthly Investor Report

### Cover Sheet Monthly Investor Report



Reporting Date	11.07.2018				
Payment Date	13.07.2018				
Period No	1				
Monthly Period	Jul 2018				
Interest Period	from	21.06.2018	to	13.07.2018	= 22 days
Collection Period	from	01.06.2018	to	30.06.2018	

### Index

### Page

1. Portfolio Information	<a href="#">1</a>
2. Reserve Accounts	<a href="#">2</a>
3. Delinquency Data	<a href="#">3</a>
4. Default Data	<a href="#">4</a>
4.1 Default Data per Quarter	<a href="#">5</a>
5. Outstanding Notes	<a href="#">6</a>
6. Original Principal Balance	<a href="#">7</a>
6.1 Original PB (Graph)	<a href="#">8</a>
7. Current Principal Balance	<a href="#">9</a>
7.1 Current PB (Graph)	<a href="#">10</a>
8. Borrower Concentration	<a href="#">11</a>
9. Geographical Distribution	<a href="#">12</a>
9.1 Geographical (Graph)	<a href="#">13</a>
10. Object/Vehicle Type	<a href="#">14</a>
11. Insurances	<a href="#">15</a>
12. Contract Type	<a href="#">16</a>
13. Payment Methods	<a href="#">17</a>
14. Downpayment	<a href="#">18</a>
15. Effective Interest Rate	<a href="#">19</a>
15.1 Effective Interest Rate (Graph)	<a href="#">20</a>
16. Seasoning	<a href="#">21</a>
16.1 Seasoning (Graph)	<a href="#">22</a>
17. Remaining Term	<a href="#">23</a>
17.1 Remaining Term (Graph)	<a href="#">24</a>
18. Original Term	<a href="#">25</a>
18.1 Original Term (Graph)	<a href="#">26</a>
19. Manufacturer Brands	<a href="#">27</a>
20. Priority of Payments + Transaction Costs	<a href="#">28</a>
21.1 Swap Counterparty 1 Data	<a href="#">29</a>
21.2 Swap Counterparty 2 Data	<a href="#">30</a>
22. Retention	<a href="#">31</a>
23. Counterparties	<a href="#">32</a>
24. Issuer Information	<a href="#">33</a>
25. Santander Consumer Bank	<a href="#">34</a>
26. Glossary	<a href="#">35</a>

**SC Germany Auto 2018-1  
Monthly Investor Report**

**1. Portfolio Information**



Reporting Date	11.07.2018				
Payment Date	13.07.2018				
Period No	1				
Monthly Period	Jul 2018				
Interest Period from	21.06.2018	to	13.07.2018	=	22 days
Collection Period from	01.06.2018	to	30.06.2018		

Outstanding Receivables	No. of Contracts	current period	previous period
		Aggregate Outstanding Principal Amount	Aggregate Outstanding Principal Amount
<b>Beginning of Period</b>	<b>45.593</b>	<b>599.999.998,18 €</b>	<b>599.999.998,18 €</b>
Scheduled Principal Payments		9.373.754,77 €	
Prepayment Principal		4.553.096,30 €	
Others		367.351,72 €	
<b>Total Principal Collections</b>		<b>14.294.202,79 €</b>	<b>- €</b>
<b>Total Interest Collections</b>		<b>2.025.269,82 €</b>	<b>- €</b>
<b>Defaults</b>		<b>- €</b>	<b>- €</b>
<b>End of Period</b>	<b>45.177</b>	<b>585.705.795,39 €</b>	<b>599.999.998,18 €</b>
Current Prepayment Rate (annualised)		8,7%	

**SC Germany Auto 2018-1  
Monthly Investor Report**

**2. Reserve Accounts**



Reporting Date	11.07.2018			
Payment Date	13.07.2018			
Period No	1			
Monthly Period	Jul 2018			
Interest Period	from	21.06.2018	to	13.07.2018 = 22 days
Collection Period	from	01.06.2018	to	30.06.2018

**Note Balance**

Beginning of Period	600.000.000,00 €
End of Period	585.705.832,20 €

**Reserve Accounts**

Reserve Account	in %		Trigger Event y/n
Beginning of Period	0,94%	5.610.000,00 €	
Cash Outflow		- €	
Cash Inflow		- €	
End of Period	0,96%	5.610.000,00 €	
Required Reserve Fund	0,96%	5.610.000,00 €	
<b>(thereof) Liquidity Reserve Account</b>			
Beginning of Period	0,94%	5.610.000,00 €	
Cash Outflow		- €	
Cash Inflow		- €	
End of Period	0,96%	5.610.000,00 €	
Required Liquidity Reserve Fund		5.610.000,00 €	
<b>Commingling Reserve</b>			
Beginning of Period	in %	n/a	no
Cash Outflow		n/a	
Cash Inflow		n/a	
End of Period		n/a	
Required Commingling Reserve Fund		n/a	
<b>Set-Off Reserve (X)</b>			
Beginning of Period	in %	n/a	no
Cash Outflow		n/a	
Cash Inflow		n/a	
End of Period		n/a	
Required Set-Off Reserve (X) Fund		n/a	
<b>Set-Off Reserve (Y)</b>			
Beginning of Period	in %	n/a	no
Cash Outflow		n/a	
Cash Inflow		n/a	
End of Period		n/a	
Required Set-Off Reserve (Y) Fund		n/a	
Current Set-Off (Y) Amount		n/a	
Set-Off Amount (per Loan)		n/a	
Set-Off Amount (in % of Outstanding Balance)		n/a	

## SC Germany Auto 2018-1 Monthly Investor Report

### 3. Delinquency Data



#### Note Balance

Beginning of Period	600.000.000,00 €
End of Period	585.705.832,20 €

#### Delinquency Data and Ratios

	3-MRA* / current ratio	Amount at risk	Overdue amount	Number of Loans
<b>3-MRA* 1- 30 days past due</b>	<b>0,00%</b>			
1- 30 days past due period before previous period		n/a	n/a	n/a
1- 30 days past due previous period		n/a	n/a	n/a
1- 30 days past due current period	0,00%	- €	- €	0
<b>3-MRA* 31- 60 days past due</b>	<b>0,00%</b>			
31- 60 days past due period before previous period		n/a	n/a	n/a
31- 60 days past due previous period		n/a	n/a	n/a
31- 60 days past due current period	0,00%	- €	- €	0
<b>3-MRA* 61-90 days past due</b>	<b>0,00%</b>			
61- 90 days past due period before previous period		n/a	n/a	n/a
61- 90 days past due previous period		n/a	n/a	n/a
61- 90 days past due current period	0,00%	- €	- €	0
<b>3-MRA* 91-120 days past due</b>	<b>0,00%</b>			
91- 120 days past due period before previous period		n/a	n/a	n/a
91- 120 days past due previous period		n/a	n/a	n/a
91- 120 days past due current period	0,00%	- €	- €	0
<b>3-MRA* 121-150 days past due</b>	<b>0,00%</b>			
121- 150 days past due period before previous period		n/a	n/a	n/a
121- 150 days past due previous period		n/a	n/a	n/a
121- 150 days past due current period	0,00%	- €	- €	0
<b>3-MRA* 151-180 days past due</b>	<b>0,00%</b>			
151- 180 days past due period before previous period		n/a	n/a	n/a
151- 180 days past due previous period		n/a	n/a	n/a
151- 180 days past due current period	0,00%	- €	- €	0

\* 3-MRA stands for three months rolling average

Reporting Date	11.07.2018				
Payment Date	13.07.2018				
Period No	1				
Monthly Period	Jul 2018				
Interest Period	from	21.06.2018	to	13.07.2018	= 22 days
Collection Period	from	01.06.2018	to	30.06.2018	

## SC Germany Auto 2018-1 Monthly Investor Report

### 4. Default Data



Reporting Date	11.07.2018				
Payment Date	13.07.2018				
Period No	1				
Monthly Period	Jul 2018				
Interest Period	from	21.06.2018	to	13.07.2018	= 22 days
Collection Period	from	01.06.2018	to	30.06.2018	

### Note Balance

Beginning of Period	600.000.000,00 €
End of Period	585.705.832,20 €

### Default Data and Ratios

#### Current Default

	Amount	Number of Loans
Current Period Gross Default	- €	
Current Period Recoveries	- €	
Current Period Net Default	- €	
New Number of Defaulted Contracts		0

#### Cumulative Default

Cumulative Gross Default	- €	
Cumulative Recoveries	- €	
Cumulative Net Default	- €	
Total Number of Defaulted Contracts		0

3-MRA\* /  
current ratio

Ratio

#### 3-MRA\* Annualised Net Default Ratio (New Default)

Annualised Loss Ratio period before previous period	0,00%	n/a
Annualised Loss Ratio previous period		n/a
Annualised Loss Ratio current period	0,00%	0,00%

#### Principal Deficiency

	Amount	Trigger Event y/n
Principal Deficiency period before previous period	n/a	no
Principal Deficiency previous period	n/a	
Principal Deficiency current period	- €	

#### PDL Trigger

7.500.000,00 €

#### Repurchased Assets

Current Repurchased Asset Amount through breach of warranty or voluntary buyback	- €
Cumulative Repurchased Asset Amount through breach of warranty or voluntary buyback	- €

\* 3-MRA stands for three months rolling average

**SC Germany Auto 2018-1  
Monthly Investor Report**

**4.1 Default Data per Quarter**



Reporting Date	11.07.2018				
Payment Date	13.07.2018				
Period No	1				
Monthly Period	Jul 2018				
Interest Period	from	21.06.2018	to	13.07.2018	= 22 days
Collection Period	from	01.06.2018	to	30.06.2018	

Quarter of Default	Periods	New Defaults	Recoveries	Recoveries in Quarter
				Q2 2018
Q2 2018	1	0,00	0,00	0,00
<b>Total</b>		<b>0,00</b>	<b>0,00</b>	<b>0,00</b>

**SC Germany Auto 2018-1  
Monthly Investor Report**

**5. Outstanding Notes**



Reporting Date	11.07.2018				
Payment Date	13.07.2018				
Period No	1				
Monthly Period	Jul 2018				
Interest Period	from	21.06.2018	to	13.07.2018	= 22 days
Collection Period	from	01.06.2018	to	30.06.2018	

1. Note Balance	All notes	Class A	Class B	
<b>General Note Information</b>				
ISIN Code		XS1831869653	XS1831869810	
Currency		EUR	EUR	
Initial Tranching	in %	93,50%	6,50%	
Legal Maturity		Dec 2027	Dec 2027	
Expected Maturity		Aug 2022	Aug 2022	
Original Rating (DBRS / Moody's)		AAA (sf)/Aaa(sf)	NR/NR	
Current Rating (DBRS / Moody's)*		AAA (sf)/Aaa(sf)	NR/NR	
Initial Notes Aggregate Principal Outstanding Balance	600.000.000,00 €	561.000.000,00 €	39.000.000,00 €	
Initial Nominal per Note		100.000,00 €	100.000,00 €	
Initial Number of Notes per Class		5.610	390	
<b>Current Note Information</b>				
Class Principal Outstanding Balance Beginning of Period	600.000.000,00 €	561.000.000,00 €	39.000.000,00 €	
Available Distribution Amount	21.929.474,43 €			
Amortisation	14.294.167,80 €			
Redemption per Class	14.294.167,80 €	14.294.167,80 €	0,00 €	
Redemption per Note		2.547,98 €	0,00 €	
Class Principal Outstanding Balance End of Period	585.705.832,20 €	546.705.832,20 €	39.000.000,00 €	
Current Tranching		93,3%	6,7%	
Current Pool Factor		0,97	1,00	
<b>2. Payments to Investors per Note</b>				
Interest Rate Basis: 1-M Euribor / Spread / Fixed Rate	-0,3695%	+40 bps	0,63%	
DayCount Convention		act/360	act/360	
Interest Days	22			
Principal Outstanding per Note Beginning of Period		100.000,00 €	100.000,00 €	
> Principal Repayment per Note		2.547,98 €	0,00 €	
Principal Outstanding per Note End of Period		97.452,02 €	100.000,00 €	
> Interest accrued for the period		10.434,60 €	15.085,20 €	
Interest Payment		10.434,60 €	15.085,20 €	
Interest Payment per Note		1,86 €	38,68 €	
<b>3. Credit Enhancements</b>				
Initial total CE (Subordination, Reserve)		7,44%	0,94%	
Current CE (incl. Excess Spread)		10,85%	4,19%	
Current CE (excl. Excess Spread)		7,62%	0,96%	
<b>4. Placement Disclosure</b>				
Pre-placed privately with investors which are not in the OG		- €	- €	At Closing
Retained by a member of the OG		- €	39.000.000 €	At Closing
Publicly offered to investors which are not in the OG		561.000.000 €	- €	At Closing
Privately-placed with investors which are not in the OG		- €	- €	Current Period
Retained by a member of the OG		- €	39.000.000 €	Current Period
Publicly-placed with investors which are not in the OG		546.705.832 €	- €	Current Period
Initially retained by a member of the OG, but subsequently placed with investors		- €	- €	Current Period

OG stands for Originator Group  
\* Last rating action as of 21.06.2018



**SC Germany Auto 2018-1  
Monthly Investor Report**

**6. Original Principal Balance**



Reporting Date	11.07.2018			
Payment Date	13.07.2018			
Period No	1			
Monthly Period	Jul 2018			
Interest Period	from	21.06.2018	to	13.07.2018
Collection Period	from	01.06.2018	to	30.06.2018
			=	22 days

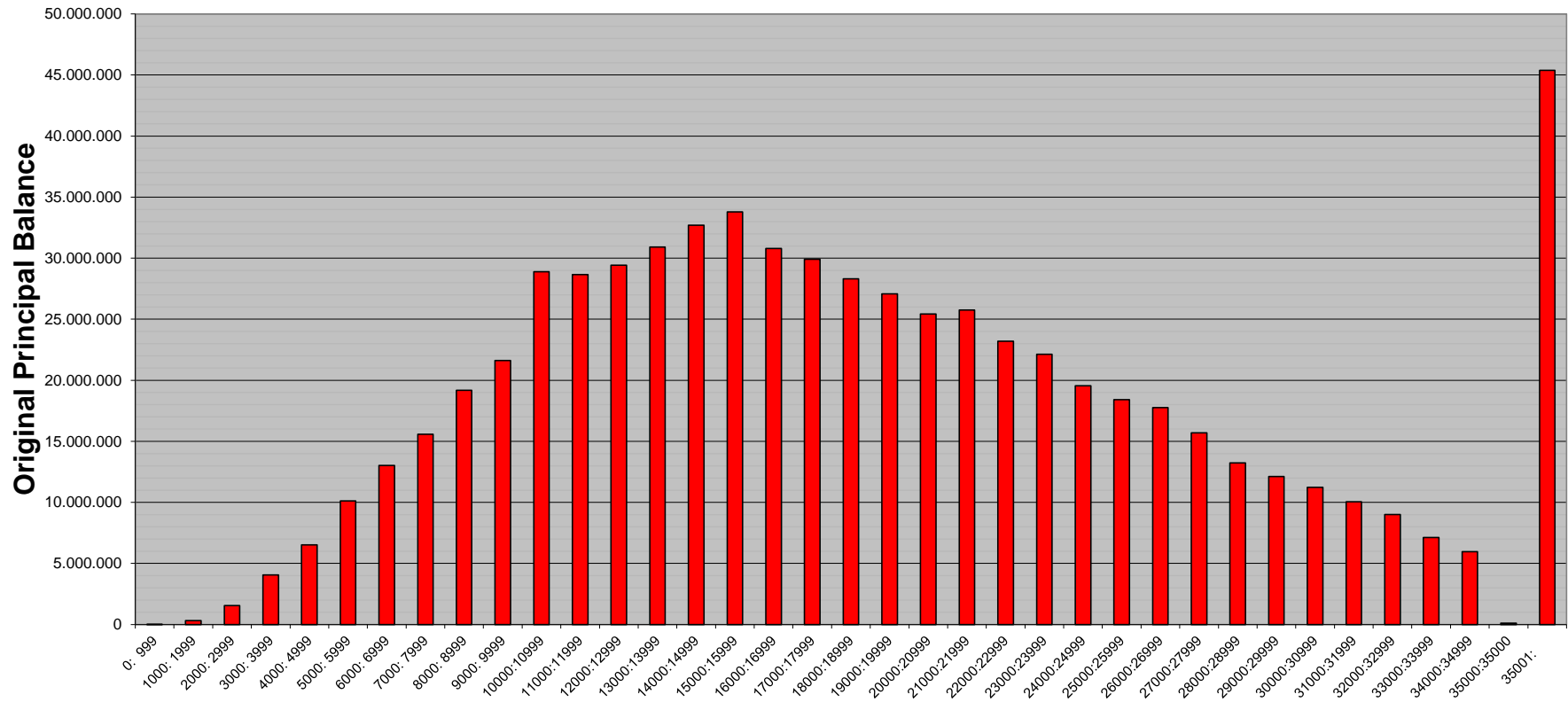
Original Principal Balance (Ranges in EUR)	Original Principal Balance in EUR	Percentage of Total Balance	Number of Loans	Percentage of Total Loans
0: 999	6.820,15	0,00%	8	0,02%
1000: 1999	311.695,90	0,05%	190	0,42%
2000: 2999	1.557.472,65	0,23%	616	1,36%
3000: 3999	4.064.731,15	0,60%	1.162	2,57%
4000: 4999	6.526.820,37	0,97%	1.453	3,22%
5000: 5999	10.115.212,38	1,50%	1.840	4,07%
6000: 6999	13.026.787,73	1,93%	2.002	4,43%
7000: 7999	15.571.959,36	2,31%	2.074	4,59%
8000: 8999	19.171.472,09	2,84%	2.252	4,98%
9000: 9999	21.621.688,65	3,20%	2.270	5,02%
10000:10999	28.888.419,14	4,28%	2.752	6,09%
11000:11999	28.662.522,21	4,25%	2.493	5,52%
12000:12999	29.417.742,57	4,36%	2.355	5,21%
13000:13999	30.903.460,34	4,58%	2.288	5,06%
14000:14999	32.707.635,08	4,85%	2.257	5,00%
15000:15999	33.795.699,71	5,01%	2.181	4,83%
16000:16999	30.796.243,79	4,56%	1.868	4,13%
17000:17999	29.909.919,38	4,43%	1.710	3,79%
18000:18999	28.316.751,34	4,20%	1.531	3,39%
19000:19999	27.087.841,20	4,02%	1.389	3,07%
20000:20999	25.434.791,33	3,77%	1.244	2,75%
21000:21999	25.756.834,22	3,82%	1.199	2,65%
22000:22999	23.199.428,78	3,44%	1.032	2,28%
23000:23999	22.129.269,11	3,28%	942	2,09%
24000:24999	19.561.095,18	2,90%	799	1,77%
25000:25999	18.406.449,90	2,73%	722	1,60%
26000:26999	17.775.133,93	2,63%	671	1,49%
27000:27999	15.698.536,55	2,33%	571	1,26%
28000:28999	13.227.177,44	1,96%	464	1,03%
29000:29999	12.125.847,27	1,80%	411	0,91%
30000:30999	11.242.339,56	1,67%	369	0,82%
31000:31999	10.049.485,42	1,49%	319	0,71%
32000:32999	9.000.256,75	1,33%	277	0,61%
33000:33999	7.133.367,25	1,06%	213	0,47%
34000:34999	5.961.267,51	0,88%	173	0,38%
35000:35000	105.000,00	0,02%	3	0,01%
35001:	45.372.064,19	6,73%	1.077	2,38%
<b>Total</b>	<b>674.639.239,58</b>	<b>100,00%</b>	<b>45.177</b>	<b>100,00%</b>

Statistics in EUR	
Average Amount	14.933,25

**SC Germany Auto 2018-1  
Monthly Investor Report**

**6.1 Original PB (Graph)**

Reporting Date	11.07.2018	
Payment Date	13.07.2018	
Period No	1	
Monthly Period	Jul 2018	
Interest Period	from 21.06.2018	to 13.07.2018 = 22 days
Collection Period	from 01.06.2018	to 30.06.2018



**SC Germany Auto 2018-1  
Monthly Investor Report**

**7. Current Principal Balance**



Reporting Date	11.07.2018	
Payment Date	13.07.2018	
Period No	1	
Monthly Period	Jul 2018	
Interest Period	from 21.06.2018	to 13.07.2018 = 22 days
Collection Period	from 01.06.2018	to 30.06.2018

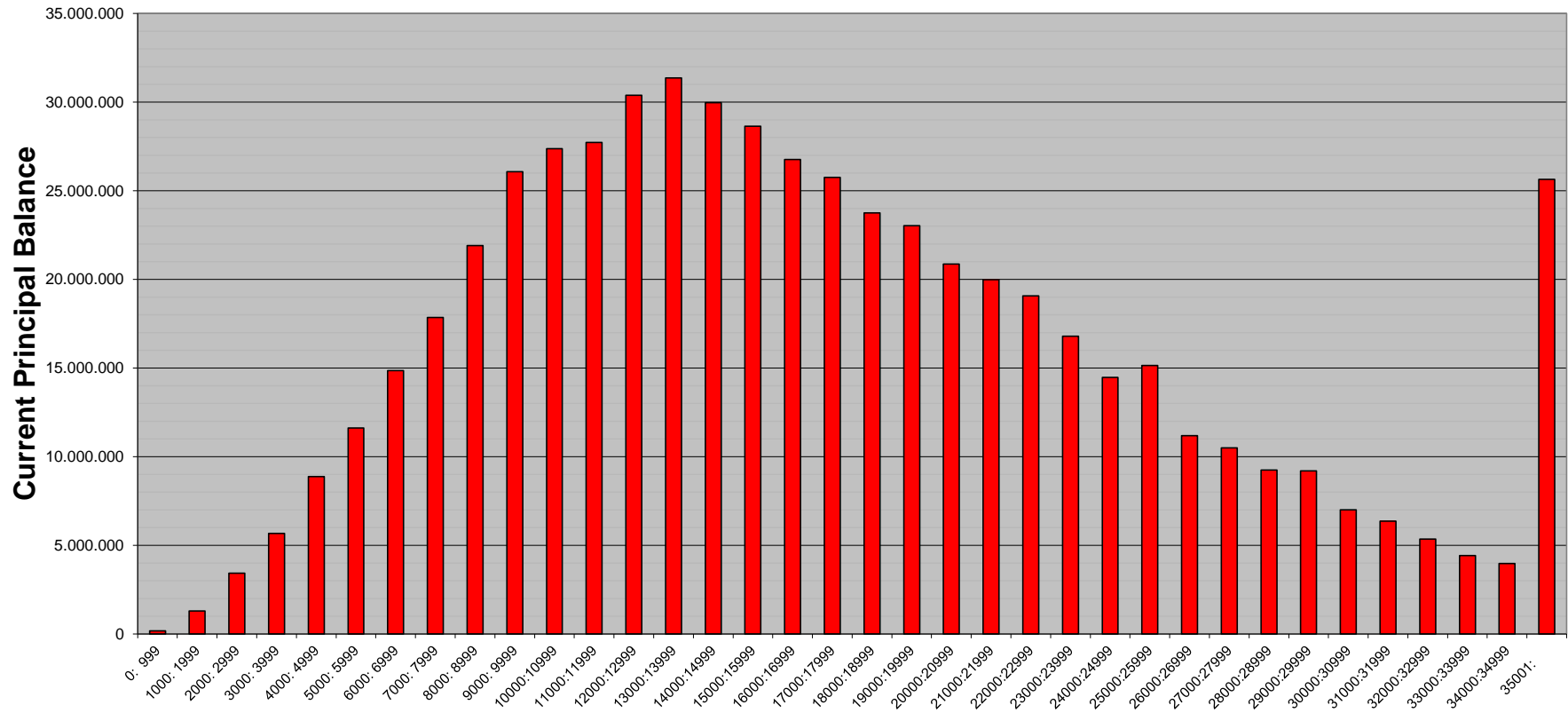
Current Principal Balance (Ranges in EUR)	Current Principal Balance in EUR	Percentage of Total Balance	Number of Loans	Percentage of Total Loans
0: 999	181.636,60	0,03%	472	1,04%
1000: 1999	1.293.991,04	0,22%	838	1,85%
2000: 2999	3.424.225,97	0,58%	1.354	3,00%
3000: 3999	5.670.738,71	0,97%	1.611	3,57%
4000: 4999	8.871.685,74	1,51%	1.967	4,35%
5000: 5999	11.617.353,57	1,98%	2.112	4,67%
6000: 6999	14.855.035,94	2,54%	2.285	5,06%
7000: 7999	17.852.543,29	3,05%	2.379	5,27%
8000: 8999	21.909.873,31	3,74%	2.578	5,71%
9000: 9999	26.066.203,23	4,45%	2.743	6,07%
10000:10999	27.365.624,64	4,67%	2.607	5,77%
11000:11999	27.722.746,60	4,73%	2.412	5,34%
12000:12999	30.384.418,49	5,19%	2.429	5,38%
13000:13999	31.361.464,51	5,35%	2.323	5,14%
14000:14999	29.972.611,71	5,12%	2.069	4,58%
15000:15999	28.631.804,97	4,89%	1.849	4,09%
16000:16999	26.768.711,03	4,57%	1.623	3,59%
17000:17999	25.749.361,80	4,40%	1.472	3,26%
18000:18999	23.743.610,11	4,05%	1.284	2,84%
19000:19999	23.030.115,84	3,93%	1.182	2,62%
20000:20999	20.873.258,98	3,56%	1.019	2,26%
21000:21999	19.990.322,11	3,41%	930	2,06%
22000:22999	19.073.791,87	3,26%	848	1,88%
23000:23999	16.800.576,29	2,87%	716	1,58%
24000:24999	14.476.414,34	2,47%	591	1,31%
25000:25999	15.138.383,73	2,58%	594	1,31%
26000:26999	11.185.219,15	1,91%	422	0,93%
27000:27999	10.493.950,23	1,79%	382	0,85%
28000:28999	9.248.870,92	1,58%	325	0,72%
29000:29999	9.200.579,98	1,57%	312	0,69%
30000:30999	7.007.005,41	1,20%	230	0,51%
31000:31999	6.360.313,12	1,09%	202	0,45%
32000:32999	5.359.103,55	0,91%	165	0,37%
33000:33999	4.419.876,15	0,75%	132	0,29%
34000:34999	3.970.828,08	0,68%	115	0,25%
35001:	25.633.544,38	4,38%	605	1,34%
<b>Total</b>	<b>585.705.795,39</b>	<b>100,00%</b>	<b>45.177</b>	<b>100,00%</b>

Statistics	in EUR
Average Amount	12.964,69

**SC Germany Auto 2018-1  
Monthly Investor Report**

**7.1 Current PB (Graph)**

Reporting Date	11.07.2018	
Payment Date	13.07.2018	
Period No	1	
Monthly Period	Jul 2018	
Interest Period	from 21.06.2018	to 13.07.2018 = 22 days
Collection Period	from 01.06.2018	to 30.06.2018



**SC Germany Auto 2018-1  
Monthly Investor Report**

**8. Borrower Concentration**



Reporting Date	11.07.2018	
Payment Date	13.07.2018	
Period No	1	
Monthly Period	Jul 2018	
Interest Period	from 21.06.2018	to 13.07.2018 = 22 days
Collection Period	from 01.06.2018	to 30.06.2018

No	Current Principal Balance in EUR	Percentage of Balance	Number of Loans
1	99.715,13	0,0170%	1
2	97.999,35	0,0167%	1
3	97.378,27	0,0166%	1
4	97.210,20	0,0166%	1
5	94.330,67	0,0161%	1
6	90.433,74	0,0154%	1
7	81.808,38	0,0140%	1
8	81.537,09	0,0139%	2
9	80.597,94	0,0138%	1
10	79.462,64	0,0136%	1
11	76.952,74	0,0131%	1
12	74.360,54	0,0127%	1
13	73.334,00	0,0125%	2
14	72.699,29	0,0124%	1
15	68.191,21	0,0116%	1
16	66.982,22	0,0114%	1
17	66.107,43	0,0113%	1
18	64.613,88	0,0110%	1
19	64.225,94	0,0110%	1
20	64.015,23	0,0109%	1
21	63.924,54	0,0109%	1
22	63.127,72	0,0108%	1
23	61.837,42	0,0106%	1
24	60.418,69	0,0103%	2
25	60.392,75	0,0103%	1
	<b>1.901.657,01</b>	<b>0,3247%</b>	<b>28</b>

**SC Germany Auto 2018-1  
Monthly Investor Report**

**9. Geographical Distribution**



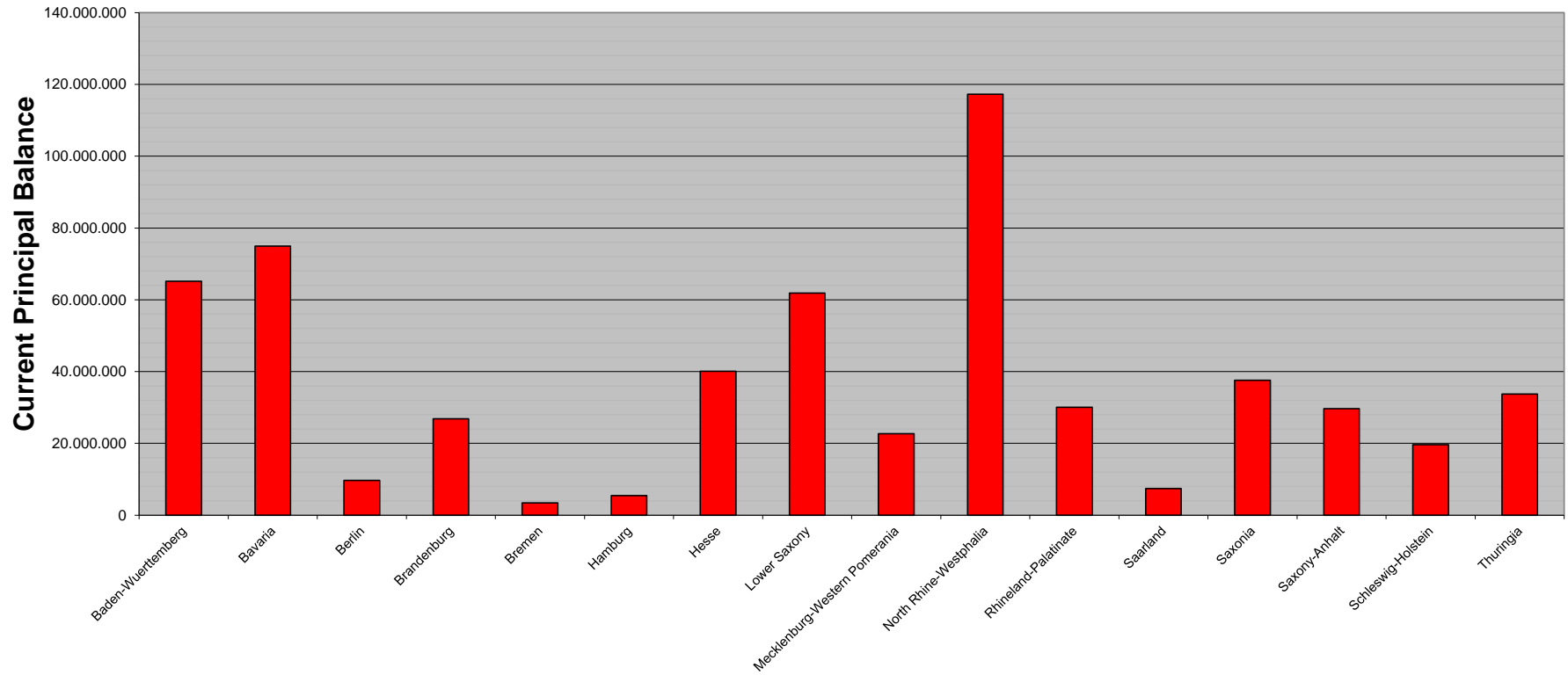
Reporting Date	11.07.2018	
Payment Date	13.07.2018	
Period No	1	
Monthly Period	Jul 2018	
Interest Period	from 21.06.2018	to 13.07.2018 = 22 days
Collection Period	from 01.06.2018	to 30.06.2018

<i>State</i>	<i>Current Principal Balance in EUR</i>	<i>Percentage of Total Balance</i>	<i>Number of Loans</i>	<i>Percentage of Total Loans</i>
Baden-Wuerttemberg	65.178.135,12	11,13%	4.873	10,79%
Bavaria	74.978.073,85	12,80%	5.605	12,41%
Berlin	9.659.071,71	1,65%	768	1,70%
Brandenburg	26.819.118,18	4,58%	2.140	4,74%
Bremen	3.453.559,11	0,59%	260	0,58%
Hamburg	5.489.516,07	0,94%	431	0,95%
Hesse	40.098.904,78	6,85%	3.037	6,72%
Lower Saxony	61.879.477,01	10,56%	4.783	10,59%
Mecklenburg-Western	22.719.220,15	3,88%	1.830	4,05%
North Rhine-Westphal	117.238.521,42	20,02%	9.272	20,52%
Rhineland-Palatinate	30.036.144,37	5,13%	2.235	4,95%
Saarland	7.439.625,74	1,27%	566	1,25%
Saxonia	37.596.869,23	6,42%	2.994	6,63%
Saxony-Anhalt	29.688.722,30	5,07%	2.351	5,20%
Schleswig-Holstein	19.678.000,87	3,36%	1.568	3,47%
Thuringia	33.752.835,48	5,76%	2.464	5,45%
<b>Total</b>	<b>585.705.795,39</b>	<b>100,00%</b>	<b>45.177</b>	<b>100,00%</b>

**SC Germany Auto 2018-1  
Monthly Investor Report**

**9.1 Geographical Distribution (Graph)**

Reporting Date	11.07.2018					
Payment Date	13.07.2018					
Period No	1					
Monthly Period	Jul 2018					
Interest Period	from	21.06.2018	to	13.07.2018	=	22 days
Collection Period	from	01.06.2018	to	30.06.2018		



**SC Germany Auto 2018-1  
Monthly Investor Report**

**10. Object/Vehicle Type**



Reporting Date	11.07.2018	
Payment Date	13.07.2018	
Period No	1	
Monthly Period	Jul 2018	
Interest Period	from 21.06.2018	to 13.07.2018 = 22 days
Collection Period	from 01.06.2018	to 30.06.2018

<i>Vehicle Type</i>	<i>Current Principal Balance in EUR</i>	<i>Percentage of Total Balance</i>	<i>Number of Loans</i>	<i>Percentage of Total Loans</i>
New Vehicle	235.477.843,12	40,20%	14.244	31,53%
Used Vehicle	350.227.952,27	59,80%	30.933	68,47%
<b>Total</b>	<b>585.705.795,39</b>	<b>100,00%</b>	<b>45.177</b>	<b>100,00%</b>

<i>Object Type</i>	<i>Current Principal Balance in EUR</i>	<i>Percentage of Total Balance</i>	<i>Number of Loans</i>	<i>Percentage of Total Loans</i>
Car	575.146.160,46	98,20%	43.883	97,14%
Motorbike	5.865.130,27	1,00%	969	2,14%
Leisure	4.554.160,87	0,78%	282	0,62%
Trailer	140.343,79	0,02%	43	0,10%
<b>Total</b>	<b>585.705.795,39</b>	<b>100,00%</b>	<b>45.177</b>	<b>100,00%</b>



**SC Germany Auto 2018-1  
Monthly Investor Report**

**11. Insurances**



Reporting Date	11.07.2018	
Payment Date	13.07.2018	
Period No	1	
Monthly Period	Jul 2018	
Interest Period	from 21.06.2018	to 13.07.2018 = 22 days
Collection Period	from 01.06.2018	to 30.06.2018

<i>Payment Protection Insurance</i>	<i>Current Principal Balance in EUR</i>	<i>Percentage of Total Balance</i>	<i>Number of Loans</i>	<i>Percentage of Total Loans</i>
No	154.049.174,29	26,30%	11.763	26,04%
Yes	431.656.621,10	73,70%	33.414	73,96%
<b>Total</b>	<b>585.705.795,39</b>	<b>100,00%</b>	<b>45.177</b>	<b>100,00%</b>

<i>Gap Insurance (Santander Safe)</i>	<i>Current Principal Balance in EUR</i>	<i>Percentage of Total Balance</i>	<i>Number of Loans</i>	<i>Percentage of Total Loans</i>
No	402.810.091,57	68,77%	32.166	71,20%
Yes	182.895.703,82	31,23%	13.011	28,80%
<b>Total</b>	<b>585.705.795,39</b>	<b>100,00%</b>	<b>45.177</b>	<b>100,00%</b>

<i>Repair Cost Insurance (Santander AutoCare)</i>	<i>Current Principal Balance in EUR</i>	<i>Percentage of Total Balance</i>	<i>Number of Loans</i>	<i>Percentage of Total Loans</i>
No	543.630.140,19	92,82%	41.901	92,75%
Yes	42.075.655,20	7,18%	3.276	7,25%
<b>Total</b>	<b>585.705.795,39</b>	<b>100,00%</b>	<b>45.177</b>	<b>100,00%</b>

**SC Germany Auto 2018-1  
Monthly Investor Report**

**12. Type of Contract**



Reporting Date			11.07.2018		
Payment Date			13.07.2018		
Period No			1		
Monthly Period			Jul 2018		
Interest Period	from	21.06.2018	to	13.07.2018	= 22 days
Collection Period	from	01.06.2018	to	30.06.2018	

<i>Contracts w/Balloon Payments</i>	<i>Current Principal Balance in EUR</i>	<i>Percentage of Total Balance</i>	<i>Number of Loans</i>	<i>Percentage of Total Loans</i>
No	170.062.984,94	29,04%	19.542	43,26%
Yes	415.642.810,45	70,96%	25.635	56,74%
- of which balloon rates	213.858.945,32	36,51%		
- of which regular installments	201.783.865,13	34,45%		
<b>Total</b>	<b>585.705.795,39</b>	<b>100,00%</b>	<b>45.177</b>	<b>100,00%</b>

<i>Balloon Loans - Original Term in months</i>	<i>Balloon Rates in EUR</i>	<i>Balloon Rates in % of Total Balloon Rates</i>	<i>Number of Balloon Loans</i>	<i>Percentage of Total Balloon Loans</i>
0:12	405.682,37	0,19%	50	0,20%
13:25	5.394.072,68	2,52%	585	2,28%
26:38	25.323.723,96	11,84%	2.803	10,93%
39:51	54.709.673,16	25,58%	6.616	25,81%
52:64	127.487.834,83	59,61%	15.541	60,62%
65:72	115.420,12	0,05%	7	0,03%
73:	422.538,20	0,20%	33	0,13%
<b>Total</b>	<b>213.858.945,32</b>	<b>100,00%</b>	<b>25.635</b>	<b>100,00%</b>

<i>Balloon Loans - Remaining Term in months</i>	<i>Balloon Rates in EUR</i>	<i>Balloon Rates in % of Total Balloon Rates</i>	<i>Number of Balloon Loans</i>	<i>Percentage of Total Balloon Loans</i>
0:12	5.623.747,19	2,63%	706	2,75%
13:25	19.343.066,09	9,04%	2.271	8,86%
26:38	53.027.084,48	24,80%	6.241	24,35%
39:51	87.873.718,79	41,09%	10.787	42,08%
52:64	47.578.390,57	22,25%	5.597	21,83%
65:72	124.198,35	0,06%	9	0,04%
73:	288.739,85	0,14%	24	0,09%
<b>Total</b>	<b>213.858.945,32</b>	<b>100,00%</b>	<b>25.635</b>	<b>100,00%</b>

**SC Germany Auto 2018-1  
Monthly Investor Report**

**13. Payment Methods**



Reporting Date		11.07.2018			
Payment Date		13.07.2018			
Period No		1			
Monthly Period		Jul 2018			
Interest Period	from	21.06.2018	to	13.07.2018	= 22 days
Collection Period	from	01.06.2018	to	30.06.2018	

<i>Payment Method</i>	<i>Current Principal Balance in EUR</i>	<i>Percentage of Total Balance</i>	<i>Number of Loans</i>	<i>Percentage of Total Loans</i>
Direct Debit	585.274.854,51	99,93%	45.129	99,89%
Other	430.940,88	0,07%	48	0,11%
<b>Total</b>	<b>585.705.795,39</b>	<b>100,00%</b>	<b>45.177</b>	<b>100,00%</b>

<i>Cycle of Payment</i>	<i>Current Principal Balance in EUR</i>	<i>Percentage of Total Balance</i>	<i>Number of Loans</i>	<i>Percentage of Total Loans</i>
15th of month	258.029.929,82	44,05%	19.991	44,25%
1st of month	327.675.865,57	55,95%	25.186	55,75%
<b>Total</b>	<b>585.705.795,39</b>	<b>100,00%</b>	<b>45.177</b>	<b>100,00%</b>

**SC Germany Auto 2018-1  
Monthly Investor Report**

**14. Downpayment**



Reporting Date	11.07.2018	
Payment Date	13.07.2018	
Period No	1	
Monthly Period	Jul 2018	
Interest Period	from 21.06.2018	to 13.07.2018 = 22 days
Collection Period	from 01.06.2018	to 30.06.2018

<i>Downpayment (Ranges in EUR)</i>	<i>Original Principal Balance in EUR</i>	<i>Percentage of Total Balance</i>	<i>Number of Loans</i>	<i>Percentage of Total Loans</i>	<i>Downpayment / Purchase Price in %</i>
No Downpayment	180.859.809,12	30,88%	13.397	29,65%	0,00%
0: 999	17.988.217,45	3,07%	1.827	4,04%	4,84%
1000: 1999	43.780.424,31	7,47%	4.177	9,25%	10,20%
2000: 2999	54.521.685,52	9,31%	4.675	10,35%	15,23%
3000: 3999	48.033.714,73	8,20%	3.906	8,65%	19,52%
4000: 4999	38.863.698,73	6,64%	3.060	6,77%	23,70%
5000: 5999	47.944.994,67	8,19%	3.472	7,69%	25,65%
6000: 6999	27.636.479,16	4,72%	2.044	4,52%	29,82%
7000: 7999	21.289.024,19	3,63%	1.564	3,46%	32,92%
8000: 8999	19.624.810,05	3,35%	1.406	3,11%	35,20%
9000: 9999	11.119.133,61	1,90%	786	1,74%	37,78%
10000:10999	23.823.220,35	4,07%	1.606	3,55%	38,50%
11000:11999	7.187.850,71	1,23%	504	1,12%	42,27%
12000:12999	7.821.798,36	1,34%	535	1,18%	43,43%
13000:13999	5.611.780,11	0,96%	384	0,85%	45,60%
14000:14999	4.459.766,67	0,76%	307	0,68%	47,37%
15000:15000	6.086.531,88	1,04%	382	0,85%	46,19%
15001:	19.052.855,77	3,25%	1.145	2,53%	53,06%
<b>Total</b>	<b>585.705.795,39</b>	<b>100,00%</b>	<b>45.177</b>	<b>100,00%</b>	<b>21,26%</b>

<i>Downpayment and Purchase Price</i>	<i>All Contracts</i>	<i>Contracts with Downpayment</i>
Average downpayment	3.768,57 €	5.357,23 €
Average Purchase Price	17.726,36 €	19.104,60 €
Mimumum Downpayment		94,00 €
Maximum Downpayment		75.000,00 €
<b>Downpayment in %</b>	<b>21,26%</b>	<b>28,04%</b>

**SC Germany Auto 2018-1  
Monthly Investor Report**

**15. Effective Interest Rate**



Reporting Date	11.07.2018	
Payment Date	13.07.2018	
Period No	1	
Monthly Period	Jul 2018	
Interest Period	from 21.06.2018	to 13.07.2018 = 22 days
Collection Period	from 01.06.2018	to 30.06.2018

Yield Range <sup>*</sup>	Current Principal Balance in EUR	Percentage of Total Balance	Number of Loans	Percentage of Total Loans
0: 0	764.481,89	0,13%	44	0,10%
1: 1	85.038.041,48	14,52%	5.136	11,37%
2: 2	184.405.418,63	31,48%	12.269	27,16%
3: 3	225.714.485,77	38,54%	17.406	38,53%
4: 4	60.765.986,99	10,37%	6.280	13,90%
5: 5	20.279.696,66	3,46%	2.715	6,01%
6: 6	5.855.035,47	1,00%	852	1,89%
7: 7	1.734.779,54	0,30%	274	0,61%
8: 8	841.579,77	0,14%	137	0,30%
9: 9	247.968,90	0,04%	51	0,11%
10:10	58.320,29	0,01%	13	0,03%
<b>Total</b>	<b>585.705.795,39</b>	<b>100,00%</b>	<b>45.177</b>	<b>100,00%</b>

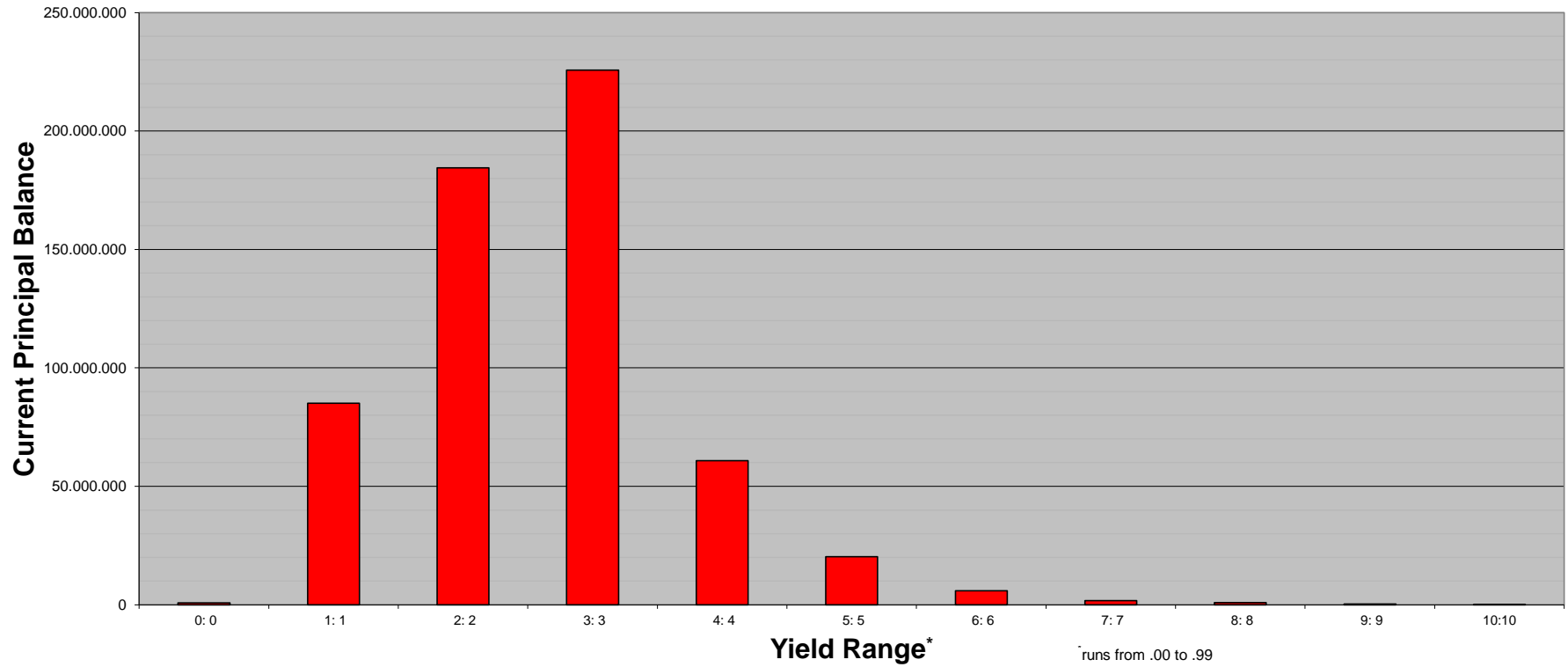
Statistics	in %
WA Interest	3,45%

<sup>\*</sup> runs from .00 to .99

**SC Germany Auto 2018-1  
Monthly Investor Report**

**15.1 Effective Interest Rate (Graph)**

Reporting Date			11.07.2018			
Payment Date			13.07.2018			
Period No			1			
Monthly Period			Jul 2018			
Interest Period	from	21.06.2018	to	13.07.2018	=	22 days
Collection Period	from	01.06.2018	to	30.06.2018		



**SC Germany Auto 2018-1  
Monthly Investor Report**

**16. Seasoning**



Reporting Date	11.07.2018	
Payment Date	13.07.2018	
Period No	1	
Monthly Period	Jul 2018	
Interest Period	from 21.06.2018	to 13.07.2018 = 22 days
Collection Period	from 01.06.2018	to 30.06.2018

Seasoning in Months	Current Principal Balance in EUR	Percentage of Total Balance	Number of Loans	Percentage of Total Loans
3: 5	89.405.458,57	15,26%	6.416	14,20%
6: 8	139.740.109,15	23,86%	10.187	22,55%
9:11	128.017.631,45	21,86%	9.603	21,26%
12:14	97.819.995,57	16,70%	7.487	16,57%
15:17	53.287.934,60	9,10%	4.288	9,49%
18:20	24.113.977,57	4,12%	2.050	4,54%
21:23	19.907.531,98	3,40%	1.735	3,84%
24:26	13.304.067,15	2,27%	1.173	2,60%
27:29	6.965.494,13	1,19%	651	1,44%
30:32	4.041.467,04	0,69%	409	0,91%
33:35	2.955.481,78	0,50%	341	0,75%
36:38	1.893.607,98	0,32%	234	0,52%
39:41	1.455.448,40	0,25%	189	0,42%
42:44	1.173.578,85	0,20%	147	0,33%
45:47	916.710,85	0,16%	123	0,27%
48:50	376.225,46	0,06%	68	0,15%
51:53	152.619,96	0,03%	26	0,06%
54:56	52.036,45	0,01%	8	0,02%
57:59	76.138,23	0,01%	16	0,04%
60:62	23.400,98	0,00%	11	0,02%
63:65	14.387,03	0,00%	7	0,02%
66:68	7.253,21	0,00%	3	0,01%
69:71	2.777,70	0,00%	3	0,01%
78:80	1.689,40	0,00%	1	0,00%
81:	771,90	0,00%	1	0,00%
<b>Total</b>	<b>585.705.795,39</b>	<b>100,00%</b>	<b>45.177</b>	<b>100,00%</b>

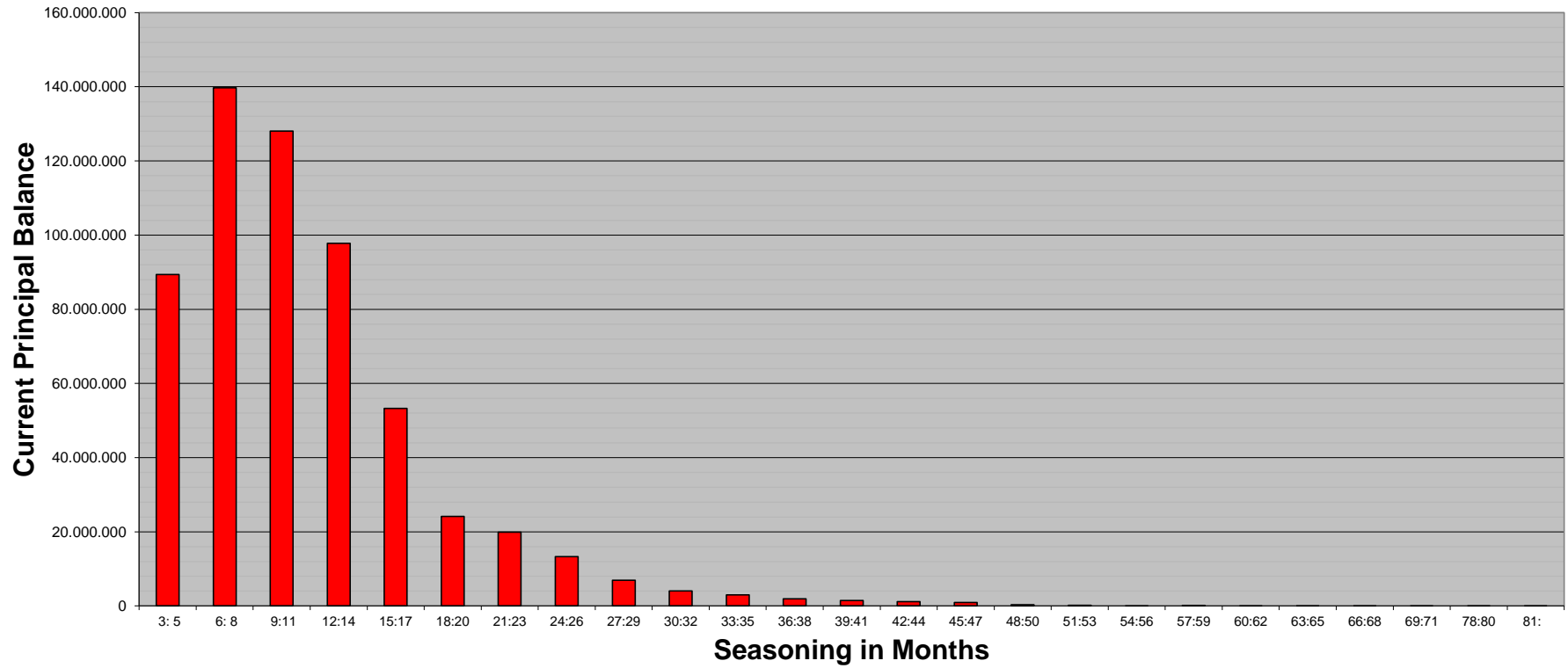
**Statistics**

WA Seasoning	11,38
--------------	-------

**SC Germany Auto 2018-1  
Monthly Investor Report**

**16.1 Seasoning (Graph)**

Reporting Date	11.07.2018				
Payment Date	13.07.2018				
Period No	1				
Monthly Period	Jul 2018				
Interest Period	from	21.06.2018	to	13.07.2018	= 22 days
Collection Period	from	01.06.2018	to	30.06.2018	





**SC Germany Auto 2018-1  
Monthly Investor Report**

**17. Remaining Term**



Reporting Date	11.07.2018	
Payment Date	13.07.2018	
Period No	1	
Monthly Period	Jul 2018	
Interest Period	from 21.06.2018	to 13.07.2018 = 22 days
Collection Period	from 01.06.2018	to 30.06.2018

<i>Remaining Term in Months</i>	<i>Current Principal Balance in EUR</i>	<i>Percentage of Total Balance</i>	<i>Number of Loans</i>	<i>Percentage of Total Loans</i>
0: 6	2.967.816,82	0,51%	793	1,76%
7:13	7.559.914,77	1,29%	1.417	3,14%
14:20	16.853.237,06	2,88%	2.461	5,45%
21:27	35.224.901,56	6,01%	3.665	8,11%
28:34	57.871.725,56	9,88%	5.223	11,56%
35:41	83.548.257,76	14,26%	6.627	14,67%
42:48	107.431.121,99	18,34%	7.375	16,32%
49:55	169.703.313,83	28,97%	10.398	23,02%
56:62	42.623.532,23	7,28%	2.828	6,26%
63:69	24.850.899,70	4,24%	1.958	4,33%
70:76	18.173.768,72	3,10%	1.239	2,74%
77:83	18.897.305,39	3,23%	1.193	2,64%
<b>Total</b>	<b>585.705.795,39</b>	<b>100,00%</b>	<b>45.177</b>	<b>100,00%</b>

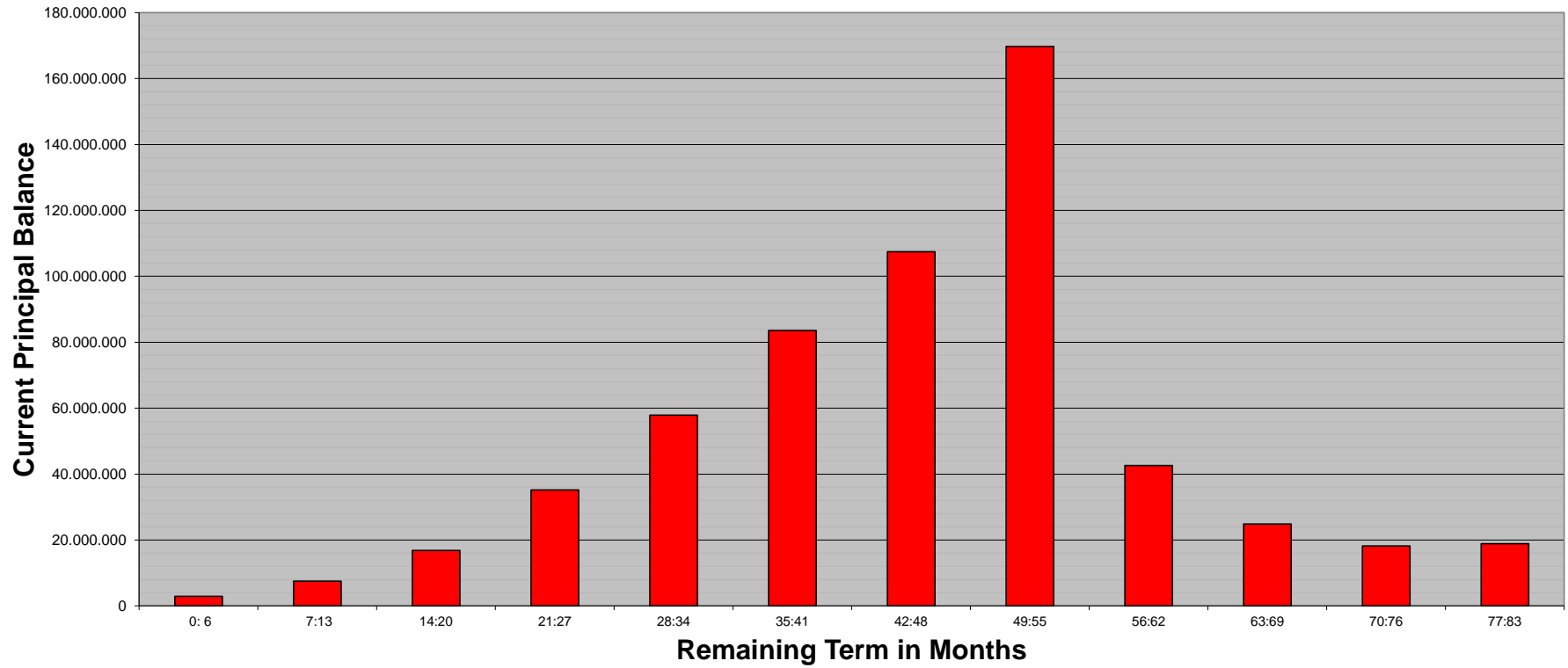
**Statistics**

WA Remaining Term	45,81
-------------------	-------

**SC Germany Auto 2018-1  
Monthly Investor Report**

**17.1 Remaining Term (Graph)**

Reporting Date	11.07.2018	
Payment Date	13.07.2018	
Period No	1	
Monthly Period	Jul 2018	
Interest Period	from 21.06.2018	to 13.07.2018 = 22 days
Collection Period	from 01.06.2018	to 30.06.2018



**SC Germany Auto 2018-1  
Monthly Investor Report**

**18. Original Term**



Reporting Date			11.07.2018		
Payment Date			13.07.2018		
Period No			1		
Monthly Period			Jul 2018		
Interest Period	from	21.06.2018	to	13.07.2018	= 22 days
Collection Period	from	01.06.2018	to	30.06.2018	

<i>Original Term in Months</i>	<i>Current Principal Balance in EUR</i>	<i>Percentage of Total Balance</i>	<i>Number of Loans</i>	<i>Percentage of Total Loans</i>
0:12	774.438,39	0,13%	245	0,54%
13:25	12.611.854,91	2,15%	2.443	5,41%
26:38	55.710.759,08	9,51%	6.076	13,45%
39:51	123.733.831,73	21,13%	10.311	22,82%
52:64	312.270.203,38	53,32%	19.991	44,25%
65:77	35.852.506,43	6,12%	3.076	6,81%
78:	44.752.201,47	7,64%	3.035	6,72%
<b>Total</b>	<b>585.705.795,39</b>	<b>100,00%</b>	<b>45.177</b>	<b>100,00%</b>

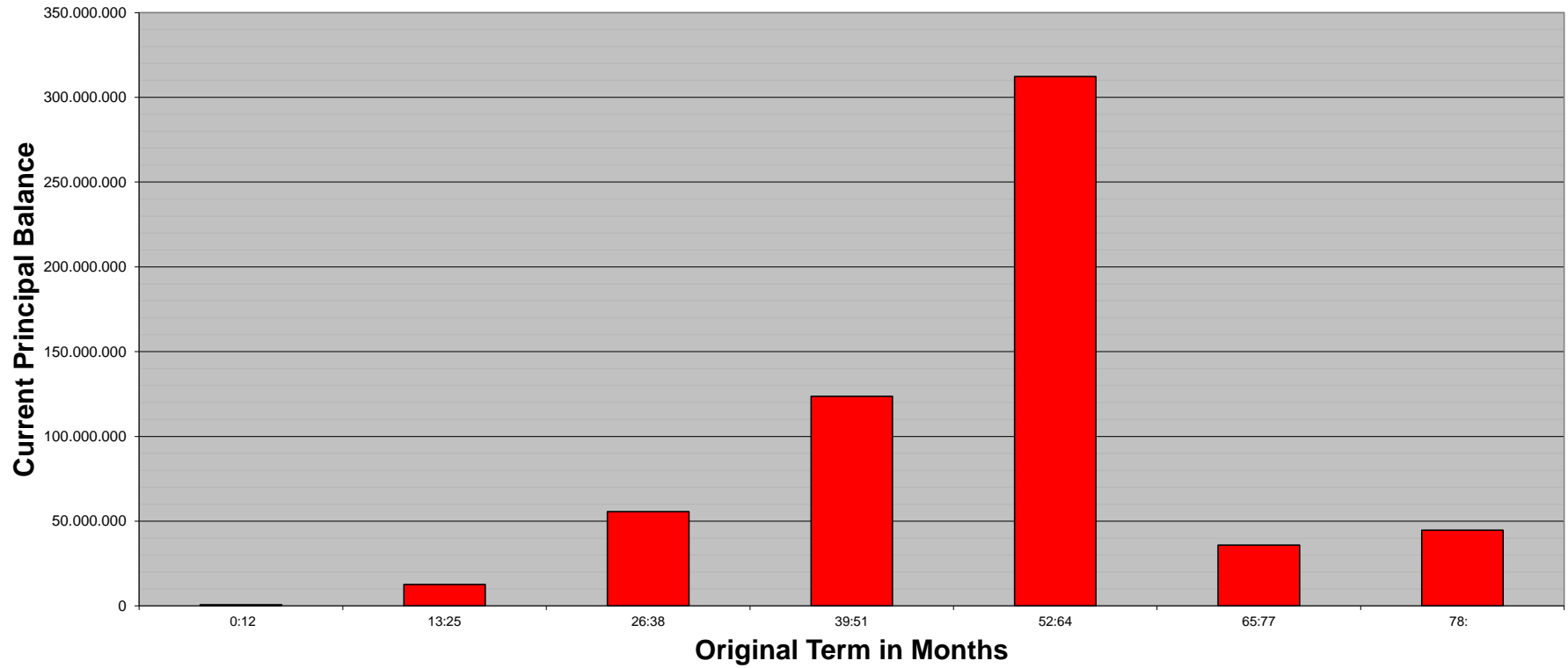
**Statistics**

WA Original Term	57,19
------------------	-------

**SC Germany Auto 2018-1  
Monthly Investor Report**

**18.1 Original Term (Graph)**

Reporting Date			11.07.2018		
Payment Date			13.07.2018		
Period No			1		
Monthly Period			Jul 2018		
Interest Period	from	21.06.2018	to	13.07.2018	= 22 days
Collection Period	from	01.06.2018	to	30.06.2018	



**SC Germany Auto 2018-1  
Monthly Investor Report**

**19. Manufacturer Brands**



Reporting Date			11.07.2018		
Payment Date			13.07.2018		
Period No			1		
Monthly Period			Jul 2018		
Interest Period	from	21.06.2018	to	13.07.2018	= 22 days
Collection Period	from	01.06.2018	to	30.06.2018	

<i>Manufacturer brands</i>	<i>Current Principal Balance in EUR</i>	<i>Percentage of Total Balance</i>	<i>Number of Loans</i>	<i>Percentage of Total Loans</i>
1	68.367.435,18	11,67%	4.279	9,47%
2	60.312.533,51	10,30%	4.124	9,13%
3	57.563.108,21	9,83%	4.759	10,53%
4	56.579.558,90	9,66%	3.702	8,19%
5	51.531.954,36	8,80%	4.182	9,26%
6	50.239.502,94	8,58%	4.667	10,33%
7	31.381.820,96	5,36%	2.212	4,90%
8	27.175.227,45	4,64%	1.897	4,20%
9	24.529.380,97	4,19%	1.974	4,37%
10	24.401.975,51	4,17%	1.908	4,22%
11	21.923.618,12	3,74%	1.233	2,73%
12	18.800.092,74	3,21%	1.522	3,37%
13	11.367.591,12	1,94%	942	2,09%
14	11.331.609,15	1,93%	1.031	2,28%
15	8.413.374,90	1,44%	816	1,81%
	<b>523.918.784,02</b>	<b>89,45%</b>	<b>39.248</b>	<b>86,88%</b>

TOP 15 manufacturer brands in alphabetical order:

Audi, BMW, Citroen, Fiat, Ford, Hyundai, Kia, Mazda, Mercedes, Nissan, Opel, SEAT (E), Skoda, Volvo, VW

**SC Germany Auto 2018-1  
Monthly Investor Report**

**20. Priority of Payments + Transaction Costs**



Reporting Date	11.07.2018	
Payment Date	13.07.2018	
Period No	1	
Monthly Period	Jul 2018	
Interest Period	from 21.06.2018	to 13.07.2018 = 22 days
Collection Period	from 01.06.2018	to 30.06.2018

**Priority of Payments**

Available Distribution Amount		21.929.474,43 €
Senior Expenses	-	5.045,60 €
Net Swap Payments	-	58.110,26 €
Interest Notes Class A	-	10.434,60 €
Interest Notes Class B	-	5.610.000,00 €
Payments to Liquidity Reserve Fund	-	15.085,20 €
Principal Payments Class A	-	14.294.167,80 €
Principal Payments Class B	-	- €
Payment due to rounding differences	-	36,81 €
Payments to Reserve Fund	-	- €
Payments to Commingling Reserve Ledger	-	n/a
Payments to Set-Off Reserve Ledger	-	n/a
Swap Termination Payments	-	n/a
Interest Commingling/Set-Off Reserve	-	- €
Interest Subordinated Loan	-	2.968,94 €
Principal Payments Subordinated Loan	-	- €
Payments to Seller	=	1.933.625,22 €

**Transaction Costs**

	All notes	Class A	Class B
Senior Expenses	- 5.045,60 €		
Interest accrued for the Period	- 25.519,80 €	- 10.434,60 €	- 15.085,20 €
Cumulative Interest accrued	- 25.519,80 €	- 10.434,60 €	- 15.085,20 €
Interest Payments	- 25.519,80 €	- 10.434,60 €	- 15.085,20 €
Cumulative Interest Payments	- 25.519,80 €	- 10.434,60 €	- 15.085,20 €
Interest accrued on Subordinated Loan for the	- 2.968,94 €		
Cumulative Interest accrued on Subordinated	- 2.968,94 €		
Interest Payments on Subordinated Loan	- 2.968,94 €		
Cumulative Interest Payments on Subordinate	- 2.968,94 €		
Unpaid Interest for the Period	- €		
Cumulative Unpaid Interest	- €		

**SC Germany Auto 2018-1  
Monthly Investor Report**

**21.1 Swap Counterparty 1**



Reporting Date	11.07.2018				
Payment Date	13.07.2018				
Period No	1				
Monthly Period	Jul 2018				
Interest Period	from	21.06.2018	to	13.07.2018	= 22 days
Collection Period	from	01.06.2018	to	30.06.2018	

**Swap Counterparty**

Swap Counterparty ABN AMRO  
Swap Rating Trigger Breach no

Rating Trigger & Current Ratings	Consequenses	DBRS			Moody's			Trigger breach
		Long Term	Short Term	Outlook	Long Term (CRA)	Long Term	Outlook	
1st Rating Trigger	Collateral, Guarantee or Replacement	A3 (cr)	A3		A	-		yes
2nd Rating Trigger	Guarantee or Replacement	Baa3 (cr)	Baa3		BBB	-		no
<b>Current Counterparty Ratings</b>		AH	AH	STABLE	Aa3(cr)	A1	STABLE	

**Current Swap Data**

Swap Type Fixed Floating Interest Rate Swap  
Notional Amount 280.500.000,00  
Fixed Rate -0,2000%  
Floating Rate (Euribor) -0,3695%  
Net Swap Payments -29.055,13  
Notional Amount next period 273.352.916,10

**Swap Counterparty Details**

ABN AMRO Bank N.V.  
c/o Operations Markets Treasury & Derivatives  
Gustav Mahlerlaan 10  
1082 PP Amsterdam  
The Netherlands  
Phone +31 20 383 1164  
Email: CSG@nl.abnamro.com

**Counterparty Replacement**

Old Counterparty ABN AMRO  
Current Counterparty ABN AMRO

**Swap Collateral**

Beginning of Period - €  
Cash Outflow - €  
Cash Inflow - €  
End of Period - €

Ratings as of 30.06.2018, data source: Bloomberg

**SC Germany Auto 2018-1  
Monthly Investor Report**

**21.2 Swap Counterparty 2**



Reporting Date	11.07.2018				
Payment Date	13.07.2018				
Period No	1				
Monthly Period	Jul 2018				
Interest Period	from	21.06.2018	to	13.07.2018	= 22 days
Collection Period	from	01.06.2018	to	30.06.2018	

**Swap Counterparty**

Swap Counterparty DZ Bank AG  
Swap Rating Trigger Breach no

Rating Trigger & Current Ratings	Consequenses	DBRS			Moody's			Trigger breach
		Long Term	Short Term	Outlook	Long Term (CRA)	Long Term	Outlook	
1st Rating Trigger	Collateral, Guarantee or Replacement	A3 (cr)	A3		A	-		no
2nd Rating Trigger	Guarantee or Replacement	Baa3 (cr)	Baa3		BBB	-		no
<b>Current Counterparty Ratings</b>		AH	-	POS	Aa1(cr)	Aa3	STABLE	

**Current Swap Data**

Swap Type Fixed Floating Interest Rate Swap  
Notional Amount 280.500.000,00  
Fixed Rate -0,2000%  
Floating Rate (Euribor) -0,3695%  
Net Swap Payments -29.055,13  
Notional Amount next period 273.352.916,10

**Swap Counterparty Details**

DZ Bank AG  
Kapitalmärkte Handel / ABS-Emissionen  
Platz der Republik  
60265 Frankfurt am Main  
Germany  
Phone +49 69 7447 4341  
Email: Tom.Oelrich@dzbank.de

**Counterparty Replacement**

Old Counterparty DZ Bank AG  
Current Counterparty DZ Bank AG

**Swap Collateral**

Beginning of Period - €  
Cash Outflow - €  
Cash Inflow - €  
End of Period - €

Ratings as of 30.06.2018, data source: Bloomberg



## SC Germany Auto 2018-1 Monthly Investor Report

### 22. Retention



Reporting Date	11.07.2018				
Payment Date	13.07.2018				
Period No	1				
Monthly Period	01.07.2018				
Interest Period	from	21.06.2018	to	13.07.2018	= 22 days
Collection Period	from	01.06.2018	to	30.06.2018	

Santander Consumer Bank AG confirms its compliance to have continuously retained a net economic interest in the SC Germany Auto 2018-1 securitisation transaction of at least 5% of the securitised Purchased Receivables pursuant to Art. 405 of the CRR (Regulation (EU) No 575/2013 of the European Parliament and of the Council of 26 June 2013) by retaining the regulatory first loss tranche which is represented by the Subordinated Loan of at least 0,935% and by retaining the regulatory second loss tranche which is represented by the Class B Notes of at least 4,065%.

Outstanding Principal Balance of Purchased Receivables as of the Offer Date:	599.999.998,18 €
Outstanding Principal Balance of Purchased Receivables as of the beginning of the Monthly Period:	599.999.998,18 €
Outstanding Principal Balance of Purchased Receivables as of the end of the Monthly Period:	585.705.795,39 €
Outstanding Principal Balance of the Subordinated Loan as of the Offer Date:	5.610.000,00 €
Outstanding Principal Balance of the Subordinated Loan as of the beginning of the Monthly Period:	5.610.000,00 €
Outstanding Principal Balance of the Subordinated Loan as of the end of the Monthly Period:	5.610.000,00 €
Outstanding Balance of the Class B Notes as of the Offer Date:	39.000.000,00 €
Outstanding Balance of the Class B Notes as of the beginning of the Monthly Period:	39.000.000,00 €
Outstanding Balance of the Class B Notes as of the end of the Monthly Period:	39.000.000,00 €
Net Economic Interest Ratio as of Offer Date:	7,44%
Net Economic Interest Ratio as of the beginning of the Monthly Period:	7,44%
Net Economic Interest Ratio as of the end of the Monthly Period:	7,62%

**SC Germany Auto 2018-1  
Monthly Investor Report**

**23. Counterparties**



**Join Lead Managers:**

eMail: shaun.baddeley@santanderpcb.com  
Phone: +44 20 7756 4309

eMail: deniz.stoltenberg@unicredit.de  
Phone: +49 89 378 12679

eMail: jan.groesser@sgcib.com  
Phone: +49 69 7174255

**Paying Agent:**

eMail: jerry.chiu@nl.abnamro.com  
Phone: +31 20 628 0708

**Transaction Account:**

eMail: sebastiaan.bezemer@nl.abnamro.com  
Phone: +31 (0)20 383204 2

**Transaction Security Trustee:**

eMail: Nita.Savjani@tmf-group.com  
Phone: +44(0) 207 832 4900

**Data Trustee:**

eMail: ursula.rutovitz@tmf-group.com  
Phone: +49 (0) 69 663698 0

**Rating Agencies:**

**Banco Santander S.A.**  
Santander Global Banking and Markets  
2 Triton Square  
Regent's Place  
London NW1 3AN  
United Kingdom

**UniCredit Bank AG**  
Arabellastr. 12  
81925 Munich  
Germany

**Société Générale S.A.**  
SG House  
41 Tower Hill, London EC3N 4SG  
United Kingdom

**ABN AMRO Bank N.V.**  
Gustav Mahlerlaan 10  
1082 PP Amsterdam  
The Netherlands

**ABN AMRO Bank N.V.**  
Gustav Mahlerlaan 10  
1082 PP Amsterdam  
The Netherlands

**TMF Trustee Limited**  
6 St Andrew Street  
London EC4A 3AE  
United Kingdom

**TMF Trustee Services GmbH**  
Eschenheimer Anlage 1  
60316 Frankfurt am Main  
Germany

**DBRS Ratings Ltd.**  
Structured Finance  
1 Minister Court, 10th floor, Mincing Lane  
EC3R 7 AA London  
United Kingdom

Reporting Date	11.07.2018				
Payment Date	13.07.2018				
Period No	1				
Monthly Period	Jul 2018				
Interest Period	from	21.06.2018	to	13.07.2018	= 22 days
Collection Period	from	01.06.2018	to	30.06.2018	

DBRS			Moody's			Counterparty status
Long Term	Short Term	Outlook	Long Term	Short Term	Outlook	
AH	R-1M	STABLE	(P)A2	P-1	STABLE	performing
-	-	-	Baa2	P-1	STABLE	performing
AH	R-1M	POS	A1	P-1	STABLE	performing
AH	R-1M	STABLE	A1	P-1	STABLE	performing
AH	R-1M	STABLE	A1	P-1	STABLE	performing
-	-	-	-	-	-	performing
-	-	-	-	-	-	performing

**Moody's Deutschland GmbH**  
Structured Finance Monitoring  
An der Welle 5  
60322 Frankfurt am Main  
Germany

Ratings as of 30.06.2018, data source: Bloomberg

## SC Germany Auto 2018-1 Monthly Investor Report

### 24. Issuer Information



Reporting Date	11.07.2018	
Payment Date	13.07.2018	
Period No	1	
Monthly Period	Jul 2018	
Interest Period	from 21.06.2018	to 13.07.2018
Collection Period	from 01.06.2018	to 30.06.2018
		= 22 days

**Deal Name:** SC Germany Auto 2018-1

**Issuer:** SC Germany Auto 2018-1 UG (haftungsbeschränkt)  
The Managing Directors  
Steinweg 3-5  
60313 Frankfurt am Main  
Germany  
eMail fradirectors@wilmingtontrust.com  
fax +49 (0) 69 2992 5387

**Seller of the Receivables:** Santander Consumer Bank AG

**Servicer Name:** Santander Consumer Bank AG

**Reporting Entity:** Santander Consumer Bank AG  
Capital Markets  
Santander-Platz 1  
41061 Mönchengladbach  
Germany  
eMail abs\_ger@santander.de  
fax +49 (0) 2161 690 7077

**SPV-Administrator:** Wilmington Trust SP Services (Frankfurt) GmbH  
Steinweg 3-5  
60313 Frankfurt am Main  
Germany  
eMail fradirectors@wilmingtontrust.com  
fax +49 (0) 69 2992 5387

**SC Germany Auto 2018-1  
Monthly Investor Report**

**25. Santander Consumer Bank**



**Contact Details**

**Capital Markets**

Peter René Müller	+49-2161-690-7337	<a href="mailto:peterrene.mueller@santander.de">peterrene.mueller@santander.de</a>
Ralf Schüring	+49-2161-690-5464	<a href="mailto:ralf.schuering@santander.de">ralf.schuering@santander.de</a>
Bastian Menges	+49-2161-690-7085	<a href="mailto:bastian.menges@santander.de">bastian.menges@santander.de</a>
Stefan Zilligen	+49-2161-690-6069	<a href="mailto:stefan.zilligen@santander.de">stefan.zilligen@santander.de</a>
Tobias Daners	+49-2161-690-7410	<a href="mailto:tobias.daners@santander.de">tobias.daners@santander.de</a>
Ronja Dahmen	+49-2161-690-9453	<a href="mailto:ronja.dahmen@santander.de">ronja.dahmen@santander.de</a>
Team ABS		<a href="mailto:abs_qer@santander.de">abs_qer@santander.de</a>

Reporting Date	11.07.2018				
Payment Date	13.07.2018				
Period No	1				
Monthly Period	Jul 2018				
Interest Period	from	21.06.2018	to	13.07.2018	= 22 days
Collection Period	from	01.06.2018	to	30.06.2018	

**Ratings Santander**

**Banco Santander S.A.**

**Santander Consumer Finance S.A.**

**Santander Consumer Bank AG**

DBRS			Moody's		
Long Term	Short Term	Outlook	Long Term	Short Term	Outlook
AH	R-1M	STABLE	(P)A2	P-1	STABLE
-	-	-	A2	P-1	STABLE
-	-	-	-	-	-

Ratings as of 30.06.2018, data source: Bloomberg

## SC Germany Auto 2018-1 Monthly Investor Report

### 26. Glossary



Reporting Date		11.07.2018				
Payment Date		13.07.2018				
Period No		1				
Monthly Period		Jul 2018				
Interest Period	from	21.06.2018	to	13.07.2018	=	22 days
Collection Period	from	01.06.2018	to	30.06.2018		

<b>Aggregate Outstanding Principal Amount:</b>	Shall mean in respect of all Purchased Receivables at any time, the aggregate of the Outstanding Principal Amounts of all Purchased Receivables which, as of such time, are not defaulted receivables.
<b>Balloon Loan:</b>	A loan where the final payment due is higher than any of the previous loan instalments payable by the relevant debtor.
<b>Balloon Payment:</b>	The final payment of a balloon loan.
<b>Defaulted Contracts/Defaults:</b>	Shall mean as of any date, any purchased receivable which has been declared due and payable in full in accordance to the Credit and Collection Policy which in principal is between 120 and 180 calendar days after the due date.
<b>Delinquent Receivable:</b>	Shall mean as of any date, any purchased receivable which is more than 30 days overdue and not a defaulted contract.
<b>Downpayment:</b>	The initial upfront portion of the total net amount due at the time of finalizing the contract.
<b>Excess Spread:</b>	Excess Spread equals WA Portfolio Yield minus Fixed Swap Rate minus WA Notes Margin
<b>Gap Insurance:</b>	Insurance which covers the risk that loss is incurred if the relevant Financed Vehicle has to be completely written off (total damage) due to fire, accident (irrespective of whether such accident was caused by the Debtor or a third party), flooding or theft
<b>Legal Maturity:</b>	Final Payment date on which each Class A Note will be redeemed in full.
<b>Expected Maturity:</b>	Maturity date of the notes under the assumption of (a) a 14% constant prepayment rate, (b) an exercised Clean-Up Call at 10% and (c) a 2,7% Gross Loss Assumption.
<b>Leisure:</b>	Is composed of motorised and not motorised caravans and campers.
<b>Payment Protection Insurance:</b>	Insurance, composed of life insurance and/or accident insurance and/or temporary disability insurance and/or unemployment insurance, which covers the risk that a Debtor in its capacity as insured person is unable to pay the Loan Instalments owed by such Debtor life insurance
<b>Recoveries:</b>	Any amount received on defaulted contracts
<b>Repair Cost Insurance:</b>	Insurance which covers repair costs for the repair of certain important components of the Financed Vehicle
<b>Set-Off Reserves (X/Y):</b>	Protection against set-off risks due to (X) capitalized service fees (e.g. Payment Protection Insurance, Gap Insurance, Repair Cost Insurance) and (Y) deposits
<b>Used Vehicle</b>	Shall mean any Financed Vehicle the date of purchase of which by the relevant debtor was later than 12 months after the date of first registration of such Financed Vehicle