

**Deal name:** Private Driver UK 2018-1

**Issuer:** Driver UK Multi-Compartment S.A.  
acting for and on behalf of its Compartment Private Driver UK 2018-1  
22-24 Boulevard Royal,  
L-2449 Luxembourg  
Luxembourg  
Tel.: +35 (2) 2602 491  
Fax: +35 (2) 2645 9628

**Originator of the Receivables:** Volkswagen Financial Services (UK) Limited

**Seller of the Receivables:** Volkswagen Financial Services (UK) Limited

**Servicer name:** Volkswagen Financial Services (UK) Limited

**Reporting entity:** Volkswagen Financial Services (UK) Limited  
ABS Operations  
Brunswick Court  
Yeomans Drive  
Milton Keynes  
MK14 5LR  
England

**Contact:** Tel.: +44 (0)1908 485299  
Email: absoperations@vwfs.co.uk

**Corporate Services Provider:** Circumference FS (Luxembourg) S.A.  
22-24 Boulevard Royal,  
L-2449 Luxembourg  
Luxembourg  
Tel.: +352 2602 491  
Fax: +352 2645 9628  
Email: driveruk@circumferencefs.lu



## Contents

Page	Table of contents
1	<a href="#">Cover</a>
2	<a href="#">Contents</a>
3	<a href="#">Reporting details</a>
4	<a href="#">Parties overview</a>
5	<a href="#">Transaction events I</a>
6	<a href="#">Transaction events II</a>
7	<a href="#">Transaction events III</a>
8	<a href="#">Notes I</a>
9	<a href="#">Notes II</a>
10	<a href="#">Credit Enhancement</a>
11	<a href="#">Order of Priority</a>
12	<a href="#">Retention</a>
13	<a href="#">Amortisation profile I</a>
14	<a href="#">Amortisation profile II</a>
15	<a href="#">Run out schedule I</a>
16	<a href="#">Run out schedule II</a>
17	<a href="#">Outstanding contracts</a>
18	<a href="#">Delinquencies &amp; defaults I</a>
19	<a href="#">Delinquencies &amp; defaults II</a>
20	<a href="#">Delinquencies &amp; defaults III</a>
21	<a href="#">Defaults and Recoveries</a>
22	<a href="#">Write-Offs</a>
23	<a href="#">Prepayments</a>
24	<a href="#">Pool data I</a>
25	<a href="#">Pool data II</a>
26	<a href="#">Pool data III</a>
27	<a href="#">Pool data IV</a>
28	<a href="#">Pool data V</a>
29	<a href="#">Pool data VI</a>
30	<a href="#">Pool data VII</a>
31	<a href="#">Pool data VIII</a>
32	<a href="#">Loan Level Data</a>
33	<a href="#">Supplementary UK Data</a>

## Reporting details

### Deal overview

Initial Cut-Off Date	28/02/2018	Servicer Report Performance Date	19.10.2018
Scheduled date of Clean-Up Call	n.a.	Payment Date	25.10.2018
Final Maturity Date	25/02/2028	Reporting date	30.09.2018
Issue Date	26/03/2018	Monthly Period	01.09.2018 - 30.09.2018
Period no.	7	Interest Period	25.09.2018 - 25.10.2018
Reporting frequency	monthly	Note payment period	25.09.2018 - 25.10.2018
Next Payment Date	26/11/2018	Days accrued:	30

### Pool Information at Initial Cut-Off Date

Type of car	Number of contracts	Percentage of contracts	Aggregate Discounted Receivables Balance	Percentage Aggregate Discounted Receivables Balance
New cars	41,919	61.97%	£849,681,605.58	67.97%
Used cars	25,723	38.03%	£400,323,961.26	32.03%
<b>Total</b>	<b>67,642</b>	<b>100.00%</b>	<b>£1,250,005,566.84</b>	<b>100.00%</b>

Type of product	Number of contracts	Percentage of contracts	Aggregate Discounted Receivables Balance	Percentage Aggregate Discounted Receivables Balance
Hire Purchase	7,585	11.21%	£79,252,601.43	6.34%
PCP	60,057	88.79%	£1,170,752,965.41	93.66%
<b>Total</b>	<b>67,642</b>	<b>100.00%</b>	<b>£1,250,005,566.84</b>	<b>100.00%</b>

**Parties overview**

<b>Lead Managers</b>	<b>MUFG Securities EMEA plc</b> Ropemaker Place 25 Ropemaker Street London EC2Y 9AJ United Kingdom		
<b>Paying Agent / Interest Determination Agent / Cash Administrator</b>	<b>Elavon Financial Services DAC, UK Branch</b> 125 Old Broad Street London, EC2N 1AR United Kingdom	<b>Corporate Services Provider</b>	<b>Circumference FS (Luxembourg) S.A.</b> 22-24 Boulevard Royal L-2449 Luxembourg Email: driveruk@circumferencefs.lu Fax: +352 2645 9628 Tel.: +352 2602 491
<b>Account Bank</b>	<b>Elavon Financial Services DAC, UK Branch</b> 125 Old Broad Street London, EC2N 1AR United Kingdom	<b>Servicer</b>	<b>Volkswagen Financial Services (UK) Limited</b> Brunswick Court Yeomans Drive Milton Keynes MK14 5LR Email: ABSOperations@vwfs.co.uk
<b>Swap Counterparty</b>	<b>Royal Bank of Canada</b> 1 Place Ville Marie Montreal, Quebec H3C 3A9 Canada Tel.: +1 514 878 7000	<b>Security Trustee</b>	<b>Wilmington Trust SP Services (Frankfurt) GmbH</b> Steinweg 3-5, 60313 Frankfurt am Main Germany Email: fradirectors@wilmingtontrust.com
<b>Clearing System</b>	<b>Clearstream Banking S.A.</b> 42 Avenue JF Kennedy L-1885 Luxembourg Luxembourg Email: web@clearstream.com  <b>Euroclear Banking S.A./ N.V.</b> 1 Boulevard du Roi Albert II. B-1210 Brussels Belgium Tel.: +32 (0)2 326 1211	<b>Rating Agencies</b>	<b>Moody's Investors Service Limited</b> 1 Canada Square London E14 5FA Email: monitor.abs@moodys.com  <b>Standard &amp; Poor's Ratings Group</b> 20 Canada Square, 10th Floor Canary Wharf London, E14 5LH United Kingdom ABSEuropeanSurveillance@standardandpoors.com

## Transaction events I

### Clean-Up Call Option

Clean-Up Call Option means the option of VWFS to repurchase the outstanding Purchased Receivables from the Issuer at any time when the Aggregate Discounted Receivables Balance for all outstanding Purchased Receivables is less than 10 per cent of the sum of the Initial Receivables.

Clean-Up Call Option Condition	
Aggregate Discounted Receivables Balance	£1,262,771,854.14
10% Aggregate Discounted Receivables Balance at Initial Cut-Off Date	£125,000,556.68
Clean-Up Call Option Condition fulfilled	No

### VWFS Receivables Repurchase amount

Receivables repurchased	Number of contracts	% of contracts	Aggregate Discounted Receivables Balance	% of Aggregate Discounted Receivables Balance	Repurchase amount
Current period	1	0.00%	13,467.38	0.00%	13,301.89
Previous periods	3	0.00%	60,026.07	0.00%	57,245.30
<b>Total</b>	<b>4</b>	<b>0.01%</b>	<b>73,493.45</b>	<b>0.01%</b>	<b>70,547.19</b>

Receivables are repurchased by VWFS following retransfer of a Non-Conforming Receivable pursuant to the terms of the Receivables Purchase Agreement.

### Transaction Parties replacements

Capacity of transaction party	Date of replacement	Reason for replacement	Replaced party	Replaced by

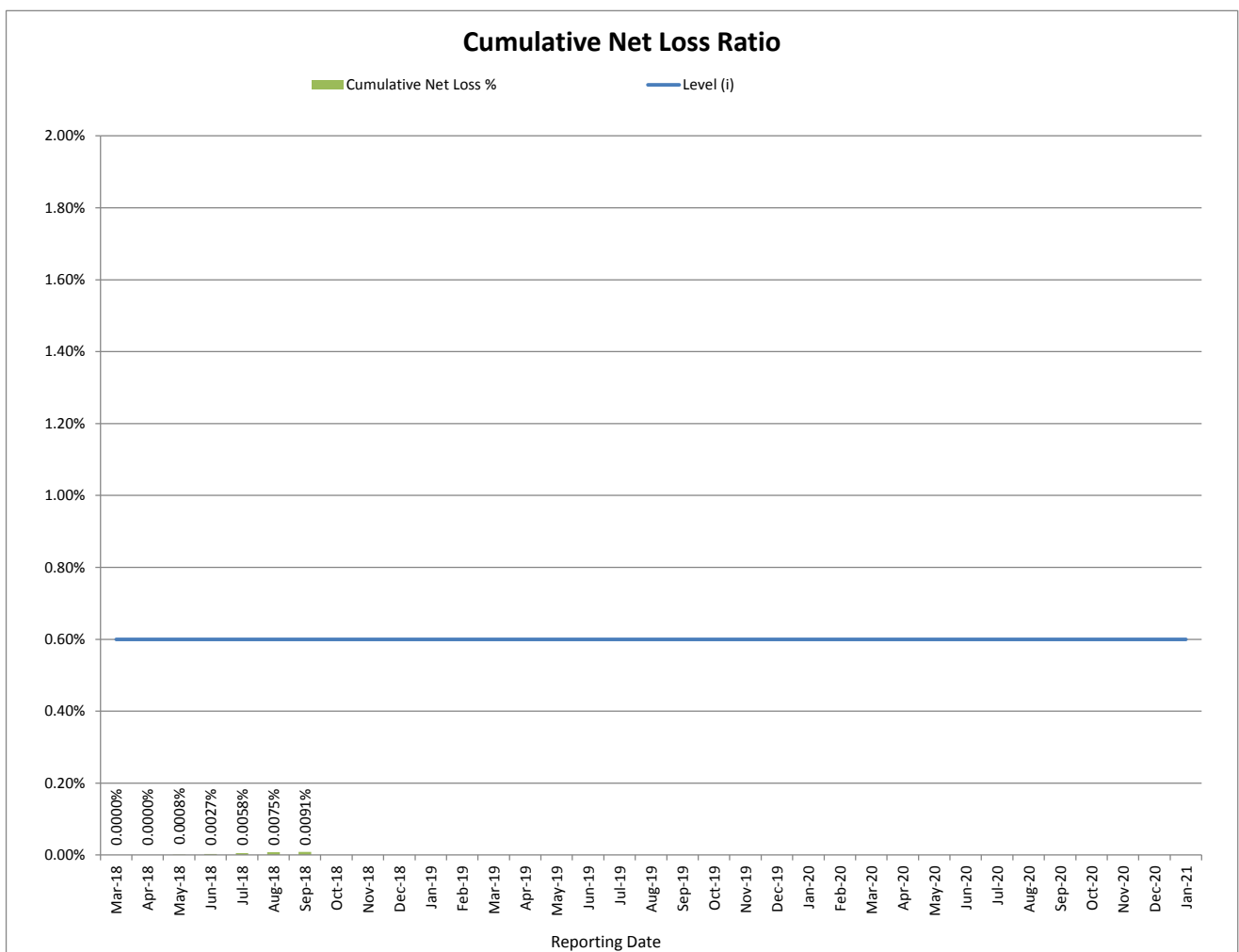
**Transaction events II**

Credit Enhancement Increase Condition		Not in Effect
Cumulative Net Loss Ratio exceeds		
(i) 0.6 per cent., if the Weighted Average Seasoning is less than or equal to 12 months	0.60%	No
(ii) 1.5 per cent., if the Weighted Average Seasoning is between 12 months (exclusive) and 21 months (inclusive)	1.50%	No
(iii) 2.7 per cent., if the Weighted Average Seasoning is between 21 months (exclusive) and 30 months (inclusive)	2.70%	No
(iv) 4.0 per cent., if the Weighted Average Seasoning is greater than 30 months	4.00%	No

**Monthly Remittance Condition** Not in Effect

Cumulative Net Loss Ratio	Ratio	>0.6%	>1.5%	>2.7%	>4.0%
Monthly Period	0.0091%	No	No	No	No
Previous Monthly Period 1	0.0075%	No	No	No	No
Previous Monthly Period 2	0.0058%	No	No	No	No

Weighted Average Seasoning	11.92
Value of Charged-Off Receivables less recoveries as of the end of the Monthly Period	£128,862.10
Aggregate Cut-Off Date Discounted Receivables Balance	£1,420,799,061.07
Cumulative Net Loss Ratio	0.0091%



**Transaction events III**

**Account Bank**

Elavon Financial Services DAC, UK Branch  
Current rating\*  
Minimum required rating

Standard & Poor's			Moody's		
Long term	Short term	Outlook	Long term	Short term	Outlook
AA-	A-1+	Stable	A1	P-1	Stable
A	A-1	-	A2	P-1	-

(if no short term rating available, the higher long term rating is applicable)

Account Bank Required Rating means ratings, solicited or unsolicited, of: (a) a short-term rating of at least "A-1" and a long-term rating of at least "A" from S&P, or, if A+ from S&P; and (b) a short-term rating of at least "P-1" or long-term ratings of at least "A2" from Moody's.

**Required rating:**

**Fulfilled**

**Swap Counterparty**

Royal Bank Of Canada  
Current rating\*  
Minimum required rating

Standard & Poor's			Moody's		
Long term	Short term	Outlook	Long term	Short term	Outlook
AA-	A-1+	Stable	Aa2	P-1	Stable
A+	-	-	A3	-	-

(if no short term rating available, the higher long term rating is applicable)

Eligible Swap Counterparty means any entity: (a) having (i) the S&P First Required Rating (in the event that S&P Option 1 or S&P Option 2 applies) or the S&P Option 3 Required Ratings (in the event that the S&P Option 3 applies) or the S&P Option 4 Required Ratings (in the event that S&P Option 4 applies) or (ii) the S&P Second Required Rating (in the event that S&P Option 1 or S&P Option 2 applies) and posts collateral in the amount and manner set forth in the Swap Agreements or (iii) obtaining either (1) a guarantee from a party having the ratings set forth in (c)(i) above or (2) a guarantee from a party having the S&P Second Required Rating (in the event that S&P Option 1 or S&P Option 2 applies) and posting collateral in the amount and manner set forth in the Swap Agreements or (iv) in the case of S&P Option 1, S&P Option 2, S&P Option 3 or S&P Option 4, taking such other action as it may agree with S&P in accordance with the Swap Agreements in order to maintain or restore the rating on the Notes to the level at which it was immediately prior to the failure to meet the applicable rating; and (b) having a long-term counterparty risk assessment of, or if it does not have such counterparty risk assessment, having long-term, unsecured and unsubordinated debt or counterparty obligations rated, (i) "A3" or above by Moody's (ii) "Baa3" or above by Moody's and which either posts collateral in the amount and manner set forth in the Swap Agreements or obtains a guarantee from a person having the ratings set forth in (i) above.

**Required rating:**

**Fulfilled**

**Volkswagen Bank GMBH**

Current rating\*\*  
Minimum required rating

Standard & Poor's			Moody's		
Long term	Short term	Outlook	Long term	Short term	Outlook
A-	A-2	Negative	A3	P-1	Stable
BBB	A-2	-	Baa1	-	-

**Servicer (Collateral Increase Event)**

VWFS UK (100% owned by Volkswagen Bank GMBH)  
Current rating\*\*  
Minimum required rating

Standard & Poor's			Moody's		
Long term	Short term	Outlook	Long term	Short term	Outlook
A-	A-2	Negative	A3	P-1	Stable
BBB	A-2	-	Baa1	-	-

If the VWFSUK required rating falls below the above mentioned minimum rating (Level I) VWFSUK, as the servicer, shall determine and provide the monthly collections part 1 / part 2 and the monthly collateral part 1 / part 2 as an additional security.

**Required rating:**

**Fulfilled**

\*Ratings last updated 09/2018

\*\*Rating of Volkswagen Bank GMBH

\*\*\*Confidential rating monitored internally

**Information regarding the notes I**

Rating at Issue Date	Class A Notes	Class B Notes
Standard and Poor's	AAA(sf)	A+(sf)
Moody's	Aaa(sf)	Aa3(sf)

Current rating	Class A Notes	Class B Notes
Standard and Poor's	AAA(sf)	A+(sf)
Moody's	Aaa(sf)	Aa3(sf)

Information on Notes	Class A Notes	Class B Notes
Final Maturity Date	Feb-28	Feb-28
Scheduled Clean-Up Call	N/A	N/A
ISIN	XS1760614567	XS1760614724
Common code	176061456	176061472
Nominal Amount (at Issue Date)	£918,700,000.00	£87,500,000.00

Information on Interest	Class A Notes	Class B Notes
Spread / Margin	0.6500%	1.2000%
Index rate (1-Month-Libor)	0.7244%	0.7244%
Fixed/Floating	Floating	Floating
Current Coupon	1.3744%	1.9244%
Day count convention	actual/365	actual/365



**Information regarding the notes II**

Monthly Period	09/2018
Payment Date	25/10/2018
Interest Period	25.09.2018 until 25.10.2018
Days accrued	30
Index rate	1-Month-Libor
Base interest rate	0.7244%
Day count convention	actual/365

Interest payments	Total	Class A Notes	Class B Notes
Interest Amount of the Monthly Period	£1,176,185.88	£1,037,788.69	£138,397.19
Interest paid	£1,176,185.88	£1,037,788.69	£138,397.19

Unpaid Interest	Total	Class A Notes	Class B Notes
Unpaid Interest of the Monthly Period	-	-	-
Cumulative unpaid Interest	-	-	-

Notes balance	Total	Class A Notes	Class B Notes
Notes balance as of the Issue Date	£1,006,200,000.00	£918,700,000.00	£87,500,000.00
Notes balance as of the beginning of the Monthly Period	£1,006,200,000.00	£918,700,000.00	£87,500,000.00
Redemption amount due to amortising series	-	-	-
<b>Notes balance as of the end of the Monthly Period</b>	<b>£1,006,200,000.00</b>	<b>£918,700,000.00</b>	<b>£87,500,000.00</b>

Payments to Investors per Class	Total	Class A Notes	Class B Notes
Interest per Class	£1,176,185.88	£1,037,788.69	£138,397.19
Principal repayment per Class	-	-	-
Number of Notes	10,062	9,187	875
Notes Factor	1	1	1

Overcollateralisation Amount	Class A Notes	Class B Notes
Initial Overcollateralisation Amount	£331,305,566.84	£243,805,566.84
Initial Overcollateralisation Percentage	26.50%	19.50%
Current Overcollateralisation Amount	£344,071,854.14	£256,571,854.14
Current Overcollateralisation Percentage	27.25%	20.32%
Targeted Overcollateralisation Percentage (revolving period / amortising period)	28.5% / 32.5%	21.5% / 25.5%

Subordinated Lender	Subordinated Lender balance	Subordinated Lender Accrued Interest balance	Subordinated Lender Accrued Interest compensation balance	Subordinated Lender Capital + Accrued Interest + compensation balance
<b>Balance at Initial Cut-Off Date</b>	<b>£217,605,566.84</b>	-	-	<b>£217,605,566.84</b>
<b>Balance as of the beginning of the Monthly Period</b>	<b>£217,605,566.84</b>	<b>£3,727,344.77</b>	<b>£7,579.29</b>	<b>£221,340,490.90</b>
Accrued Interest at end of Monthly Period	-	£639,291.77	£10,972.63	£650,264.40
Interest paid in Monthly Period	-	-	(£8,792.27)	(£8,792.27)
Redemption	-	-	-	-
<b>Subordinated Lender balance as of the end of the Monthly Period</b>	<b>£217,605,566.84</b>	<b>£4,366,636.54</b>	<b>£9,759.65</b>	<b>£221,981,963.03</b>

## Credit Enhancement

Credit Enhancement as of Initial Offer Date	% of Aggregate Discounted Receivables Balance	Credit Enhancement Value
Class B Notes	7.00%	£87,500,000.00
Subordinated Loan	17.41%	£217,605,566.84
Overcollateralisation	2.10%	£26,200,000.00
Cash Collateral Account	1.20%	£15,000,000.00

Credit Enhancement as of the Monthly Period	% of Aggregate Discounted Receivables Balance	Credit Enhancement Value
<b>Class B Notes</b>	<b>6.93%</b>	<b>£87,500,000.00</b>
<b>Subordinated Loan balance</b>	<b>17.23%</b>	<b>£217,605,566.84</b>
Opening Overcollateralisation Amount for the Monthly Period	2.93%	£37,039,688.89
Increase in Overcollateralisation Amount from Additional Receivables in the Monthly Period	0.08%	£1,038,306.90
The excess of the Class A Available Redemption Collections less Subloan Accrued Interest Repaid from the Waterfall relating to the Monthly Period over the reduction in the Aggregate Discounted Receivables Balance during the Monthly Period plus utilisation of Overcollateralisation Amount in the Monthly Period	0.07%	£888,291.51
Subloan Accrued Interest Repaid from the Waterfall relating to prior periods	0.00%	-
<b>Closing Overcollateralisation Amount for the Monthly Period</b>	<b>3.09%</b>	<b>£38,966,287.30</b>
<b>Total Credit Enhancement for Class A Notes</b>	<b>27.25%</b>	<b>£344,071,854.14</b>
<b>Total Credit Enhancement for Class B Notes</b>	<b>20.32%</b>	<b>£256,571,854.14</b>
<b>Aggregate Discounted Receivables Balance at end of the Monthly Period</b>		<b>£1,262,771,854.14</b>

## Cash Collateral Account

Cash Collateral Account (CCA)	in GBP
<b>Cash Collateral Account Balance at Initial Cut-Off Date</b>	<b>£17,000,000.00</b>
Initial Cash Collateral Amount	£15,000,000.00
Interest Compensation Ledger Initial Amount	£2,000,000.00
<b>Targeted balance (floor)</b>	<b>£12,500,000.00</b>
General Cash Collateral Amount	£12,500,000.00
<b>Cash Collateral Account Balance as of the beginning of the Monthly Period</b>	<b>£19,000,000.00</b>
General Cash Collateral Amount	£15,000,000.00
Interest Compensation Ledger	£4,000,000.00
<b>Payments</b>	<b>-</b>
General payment from Cash Collateral Account	(£8,792.27)
General payment to Cash Collateral Account	-
Interest Payment to Cash Collateral Account	£8,792.27
Payment from Interest Compensation Ledger	(£1,649,976.63)
Payment to Interest Compensation Ledger	£1,649,976.63
Payment from Cash Collateral Account due to tap-up / TTO	-
Payment to Cash Collateral Account due to tap-up / TTO	-
<b>Cash Collateral Account Balance as of the end of the Monthly Period</b>	<b>£19,000,000.00</b>
General Cash Collateral Amount	£15,000,000.00
Interest Compensation Ledger	£4,000,000.00
Accrued Interest	-

## Order of Priority

Amortising interest rate swap	Class A	Class B
Principal at Initial Cut-Off Date	£918,700,000.00	£87,500,000.00
Note Principal Amount Outstanding at end of Monthly Period	£918,700,000.00	£87,500,000.00
Paying leg	Fixed interest rate	Fixed interest rate
Receiving leg	Floating interest rate	Floating interest rate
Net Swap Payment / (Net Swap Receipts)	£313,002.35	£30,588.08

Available Distribution Amount Calculation	Payment to Order of Priority Position	Remaining amount
(a) amounts received as Collections or collected by the Servicer	£34,608,730.60	£34,608,730.60
(b) payments from the Cash Collateral Account as provided for in clause 20.3 of the Trust Agreement	-	£34,608,730.60
(c) Net Swap Receipts under the Swap Agreements	-	£34,608,730.60
(d) after the end of the Revolving Period, transfers from the Accumulation Account to the Distribution Account pursuant to the Trust Agreement	-	£34,608,730.60
(e) interest earned on the Distribution Account and the Accumulation Account	£1,926.51	£34,610,657.11
(f) the Interest Compensation Order of Priority Amount	£324,685.78	£34,935,342.89
(g) the Interest Compensation Amount	(£1,974,662.41)	£32,960,680.48

Order of Priority	Payment to Order of Priority Position	Remaining amount
Available Distribution Amount		£32,960,680.48
(a) amounts payable in respect of taxes	-	£32,960,680.48
(b) amounts payable to the Security Trustee	-	£32,960,680.48
(c) the Servicer Fee	(£1,036,311.17)	£31,924,369.31
(d) amounts payable (i) to the directors of the Issuer; (ii) to the Corporate Services Provider; (iii) to each Agent; (iv) to the Account Bank and the Cash Administrator; (v) to the Rating Agencies (vi) to the Joint Lead Managers and the Managers (vii) to the Data Protection Trustee and (viii) to the Issuer	-	£31,924,369.31
(e) amounts payable in respect of any Net Swap Payments or any Swap Termination Payments	(£343,590.43)	£31,580,778.88
(f) interest accrued during the immediately preceding Interest Period on the Class A Notes plus Interest Shortfalls (if any) on the Class A Notes	(£1,037,788.69)	£30,542,990.19
(g) interest accrued during the immediately preceding Interest Period on the Class B Notes plus Interest Shortfalls (if any) on the Class B Notes	(£138,397.19)	£30,404,593.00
(h) to the Cash Collateral Account		£30,404,593.00
(i) the Class A Amortisation Amount and an amount equal to the Class A Accumulation Amount	(£30,404,593.00)	-
(j) the Class B Amortisation Amount and an amount equal to the Class B Accumulation Amount	-	-
(k) any payments under the Swap Agreements other than those made under item fifth above	-	-
(l) amounts payable in respect of accrued and unpaid interest on the Subordinated Loan	-	-
(m) Subordinated Loan principal amounts	-	-
(n) to VWFS by way of a final success fee	-	-

Distribution of Cash Collateral Account Surplus	Payment to Order of Priority Position	Remaining amount
(a) amounts payable in respect of accrued and unpaid interest on the Subordinated Loan	(£8,792.27)	-
(b) to the Subordinated Lender, until the aggregate principal amount of the Subordinated Loan has been reduced to zero;	-	-
(c) to VWFS by way of a final success fee	-	-

## Retention of net economic interest

### Retention amount at Initial Offer Date

Type of asset	Number of contracts	Percentage of contracts	Nominal Amount	Percentage of Total Nominal Amount
Portfolio sold to SPV	67,642	95.01%	£1,226,791,932.80	95.01%
Retention of VWFS	3,553	4.99%	£64,480,305.51	4.99%
<b>Total</b>	<b>71,195</b>	<b>100.00%</b>	<b>£1,291,272,238.31</b>	<b>100.00%</b>

Retention amounts	Nominal Amount	Percentage of Securitised Nominal Amount
Minimum retention	£61,339,596.64	5.00%
Actual retention	£64,480,305.51	5.26%

### Retention amount at end of the Monthly Period

Type of asset	Number of contracts	Percentage of contracts	Outstanding Nominal Amount	Percentage of Total Outstanding Nominal Amount
Portfolio sold to SPV	73,958	95.01%	£1,242,326,874.59	95.00%
Retention of VWFS	3,886	4.99%	£65,334,243.27	5.00%
<b>Total</b>	<b>77,844</b>	<b>100.00%</b>	<b>£1,307,661,117.86</b>	<b>100.00%</b>

Retention amounts	Outstanding Nominal Amount	Percentage of Securitised Outstanding Nominal Amount
Minimum retention	£62,116,343.73	5.00%
Actual retention	£65,334,243.27	5.26%

In its capacity as originator and original lender, Volkswagen Financial Services UK Ltd complies with the retention requirement of a material net economic interest in accordance with article 405 CRR c).

By adhering to option c) of the directive, Volkswagen Financial Services UK Limited will keep the exposures designated for retention on its balance sheet on an ongoing basis.

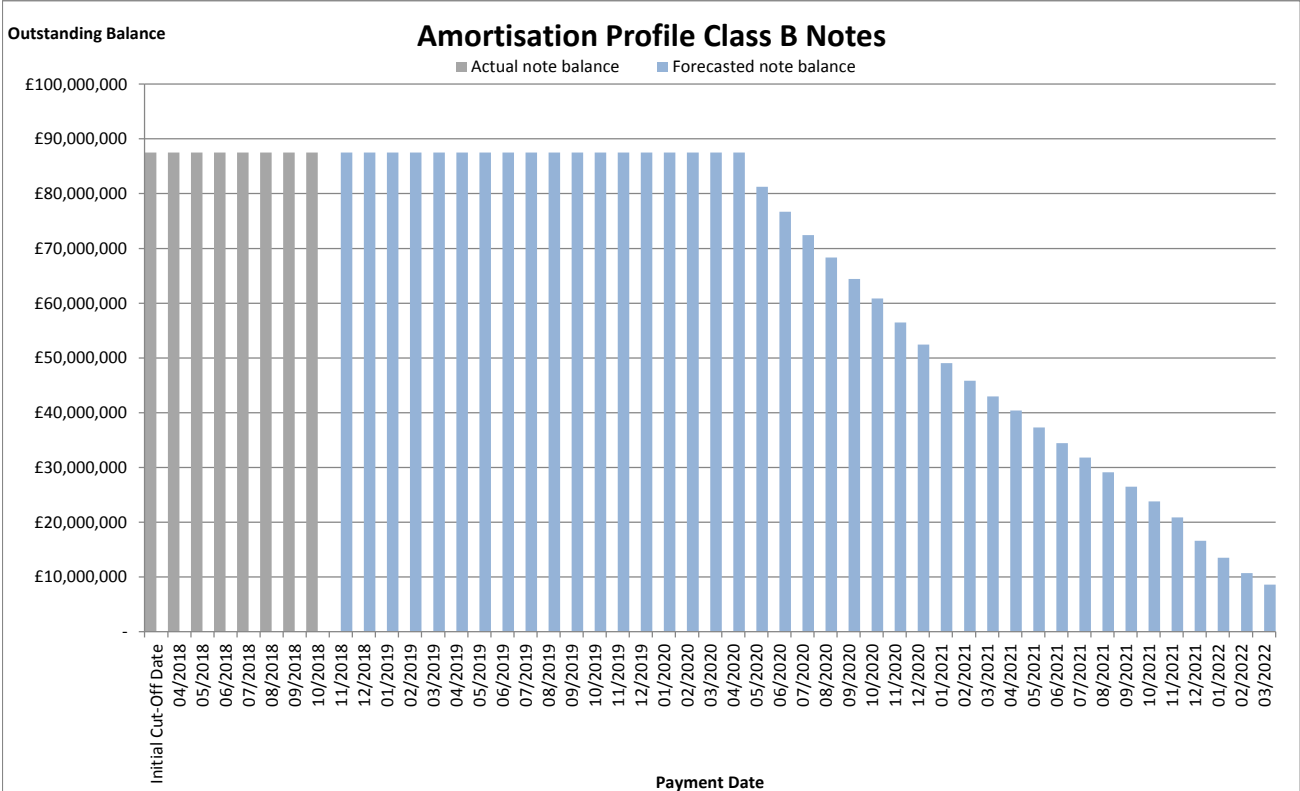
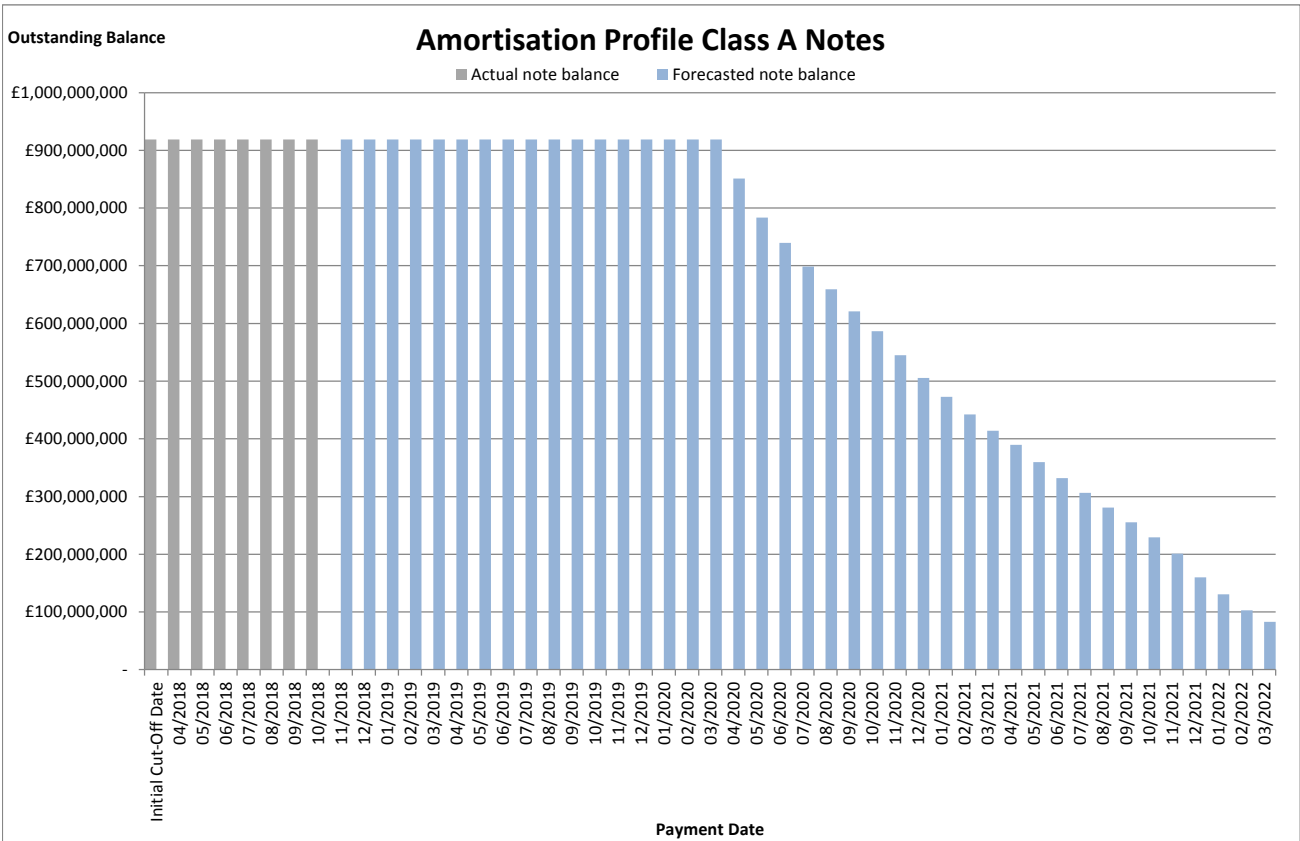
The latest end of month level of retention will be published on a monthly basis within the investor report.

### Amortisation profile I

At 20% CPR (with clean up call)

Note class	Class A Notes		Class B Notes	
	Actual note balance	Forecasted note balance	Actual note balance	Forecasted note balance
Initial Cut-Off Date	£918,700,000.00	-	£87,500,000.00	-
04/2018	£918,700,000.00	-	£87,500,000.00	-
05/2018	£918,700,000.00	-	£87,500,000.00	-
06/2018	£918,700,000.00	-	£87,500,000.00	-
07/2018	£918,700,000.00	-	£87,500,000.00	-
08/2018	£918,700,000.00	-	£87,500,000.00	-
09/2018	£918,700,000.00	-	£87,500,000.00	-
10/2018	£918,700,000.00	-	£87,500,000.00	-
11/2018	-	£918,700,000.00	-	£87,500,000.00
12/2018	-	£918,700,000.00	-	£87,500,000.00
01/2019	-	£918,700,000.00	-	£87,500,000.00
02/2019	-	£918,700,000.00	-	£87,500,000.00
03/2019	-	£918,700,000.00	-	£87,500,000.00
04/2019	-	£918,700,000.00	-	£87,500,000.00
05/2019	-	£918,700,000.00	-	£87,500,000.00
06/2019	-	£918,700,000.00	-	£87,500,000.00
07/2019	-	£918,700,000.00	-	£87,500,000.00
08/2019	-	£918,700,000.00	-	£87,500,000.00
09/2019	-	£918,700,000.00	-	£87,500,000.00
10/2019	-	£918,700,000.00	-	£87,500,000.00
11/2019	-	£918,700,000.00	-	£87,500,000.00
12/2019	-	£918,700,000.00	-	£87,500,000.00
01/2020	-	£918,700,000.00	-	£87,500,000.00
02/2020	-	£918,700,000.00	-	£87,500,000.00
03/2020	-	£918,700,000.00	-	£87,500,000.00
04/2020	-	£851,168,671.31	-	£87,500,000.00
05/2020	-	£783,420,510.59	-	£81,243,608.51
06/2020	-	£739,757,373.99	-	£76,715,579.52
07/2020	-	£698,424,985.76	-	£72,429,257.78
08/2020	-	£659,046,115.26	-	£68,345,523.06
09/2020	-	£621,162,782.10	-	£64,416,881.11
10/2020	-	£586,768,328.96	-	£60,850,048.93
11/2020	-	£544,792,271.40	-	£56,496,976.29
12/2020	-	£505,526,426.23	-	£52,424,962.72
01/2021	-	£472,886,599.23	-	£49,040,091.77
02/2021	-	£442,087,386.55	-	£45,846,099.35
03/2021	-	£414,219,787.57	-	£42,956,126.12
04/2021	-	£389,477,075.92	-	£40,390,215.28
05/2021	-	£359,864,082.58	-	£37,319,238.19
06/2021	-	£332,014,749.66	-	£34,431,159.22
07/2021	-	£306,575,678.23	-	£31,793,033.30
08/2021	-	£281,000,005.82	-	£29,140,741.34
09/2021	-	£255,624,835.91	-	£26,509,242.24
10/2021	-	£229,511,301.02	-	£23,801,171.96
11/2021	-	£201,282,122.41	-	£20,873,701.58
12/2021	-	£159,903,477.57	-	£16,582,582.86
01/2022	-	£130,420,007.03	-	£13,525,037.77
02/2022	-	£102,965,188.91	-	£10,677,871.44
03/2022	-	£82,751,217.97	-	£8,581,607.79

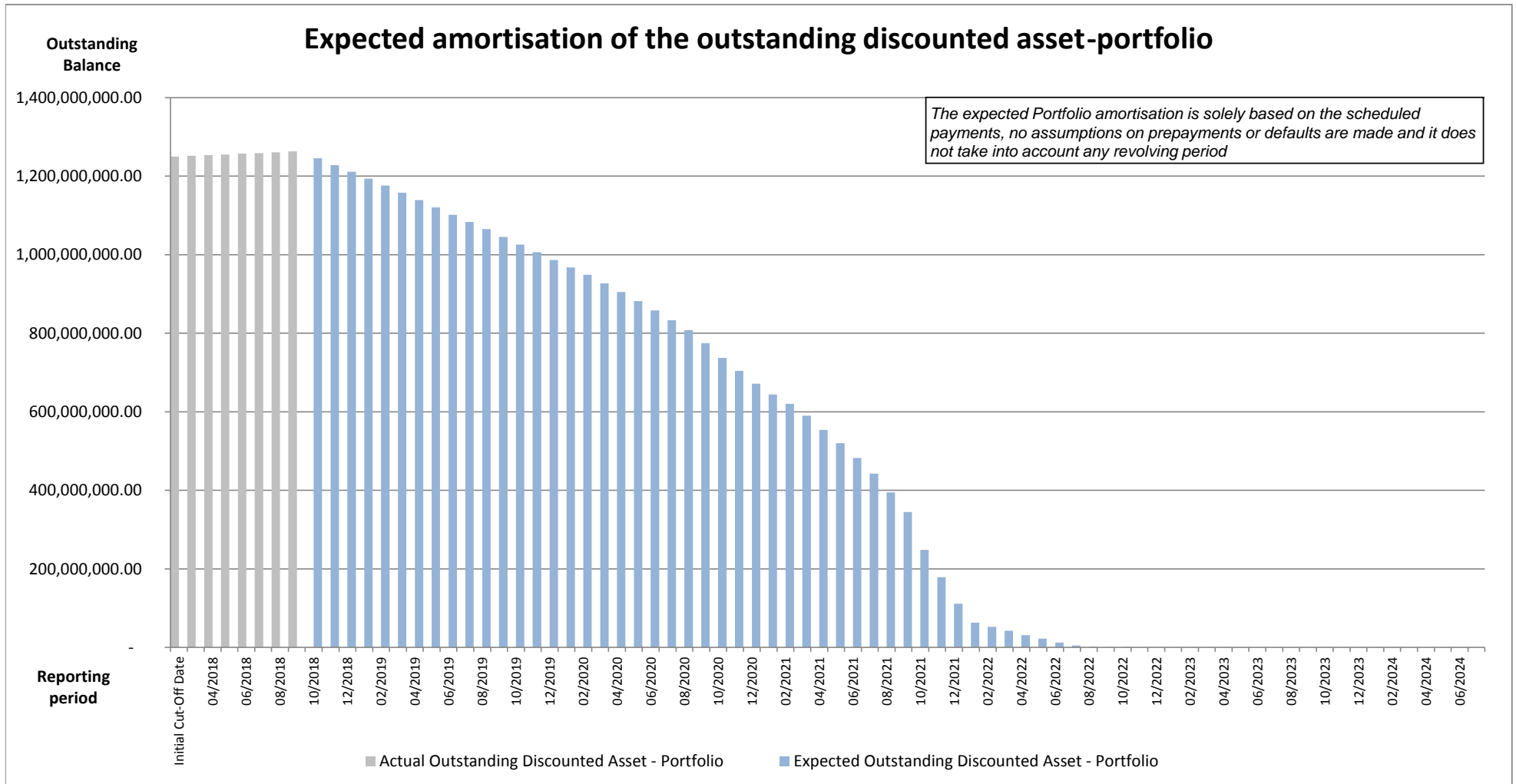
**Amortisation profile II**



Run out schedule I

Reporting Period	Scheduled Principal	Scheduled Interest	Receivable	Aggregate Discounted Receivables Balance reduction
10.2018	£17,176,292.72	£5,424,847.37	£22,601,140.09	£18,126,236.18
11.2018	£17,344,846.58	£5,350,334.26	£22,695,180.84	£17,344,846.58
12.2018	£17,406,775.98	£5,271,864.33	£22,678,640.31	£17,406,775.98
01.2019	£17,432,069.26	£5,196,965.17	£22,629,034.43	£17,432,069.26
02.2019	£17,392,784.15	£5,122,088.74	£22,514,872.89	£17,392,784.15
03.2019	£18,018,959.03	£5,047,379.47	£23,066,338.50	£18,018,959.03
04.2019	£18,953,175.10	£4,969,979.02	£23,923,154.12	£18,953,175.10
05.2019	£18,806,729.31	£4,888,571.15	£23,695,300.46	£18,806,729.31
06.2019	£18,783,403.74	£4,807,786.50	£23,591,190.24	£18,783,403.74
07.2019	£18,207,714.90	£4,727,105.38	£22,934,820.28	£18,207,714.90
08.2019	£18,127,334.30	£4,648,895.61	£22,776,229.91	£18,127,334.30
09.2019	£19,566,615.53	£4,571,032.31	£24,137,647.84	£19,566,615.53
10.2019	£19,546,457.84	£4,486,985.04	£24,033,442.88	£19,546,457.84
11.2019	£19,644,494.62	£4,403,026.41	£24,047,521.03	£19,644,494.62
12.2019	£19,717,015.38	£4,318,645.63	£24,035,661.01	£19,717,015.38
01.2020	£19,017,014.55	£4,233,952.43	£23,250,966.98	£19,017,014.55
02.2020	£18,862,091.54	£4,152,268.50	£23,014,360.04	£18,862,091.54
03.2020	£21,391,389.05	£4,071,247.63	£25,462,636.68	£21,391,389.05
04.2020	£22,187,393.58	£3,979,343.42	£26,166,737.00	£22,187,393.58
05.2020	£23,059,043.03	£3,884,081.19	£26,943,124.22	£23,059,043.03
06.2020	£23,810,420.11	£3,785,012.91	£27,595,433.02	£23,810,420.11
07.2020	£24,983,125.04	£3,682,738.23	£28,665,863.27	£24,983,125.04
08.2020	£25,139,979.74	£3,575,426.34	£28,715,406.08	£25,139,979.74
09.2020	£32,805,422.97	£3,467,232.16	£36,272,655.13	£32,805,422.97
10.2020	£37,875,358.96	£3,326,737.20	£41,202,096.16	£37,875,358.96
11.2020	£33,127,035.47	£3,163,819.35	£36,290,854.82	£33,127,035.47
12.2020	£32,668,301.77	£3,021,498.82	£35,689,800.59	£32,668,301.77
01.2021	£27,593,802.53	£2,881,251.22	£30,475,053.75	£27,593,802.53
02.2021	£23,599,287.44	£2,762,703.65	£26,361,991.09	£23,599,287.44
03.2021	£30,082,651.70	£2,661,332.43	£32,743,984.13	£30,082,651.70
04.2021	£36,214,119.27	£2,532,104.48	£38,746,223.75	£36,214,119.27
05.2021	£33,718,272.41	£2,376,484.33	£36,094,756.74	£33,718,272.41
06.2021	£37,500,957.13	£2,231,799.64	£39,732,756.77	£37,500,957.13
07.2021	£40,231,608.84	£2,070,669.25	£42,302,278.09	£40,231,608.84
08.2021	£47,490,683.91	£1,897,566.71	£49,388,250.62	£47,490,683.91
09.2021	£50,133,069.16	£1,693,753.88	£51,826,823.04	£50,133,069.16
10.2021	£96,293,314.10	£1,478,484.31	£97,771,798.41	£96,293,314.10
11.2021	£69,323,056.97	£1,064,963.19	£70,388,020.16	£69,323,056.97
12.2021	£67,481,985.55	£767,028.63	£68,249,014.18	£67,481,985.55
01.2022	£47,943,870.63	£477,437.86	£48,421,308.49	£47,943,870.63
02.2022	£11,057,559.64	£271,490.18	£11,329,049.82	£11,057,559.64
03.2022	£9,657,417.41	£223,801.68	£9,881,219.09	£9,657,417.41
04.2022	£11,570,312.00	£182,342.59	£11,752,654.59	£11,570,312.00
05.2022	£8,538,174.00	£132,601.42	£8,670,775.42	£8,538,174.00
06.2022	£9,779,659.36	£95,964.15	£9,875,623.51	£9,779,659.36
07.2022	£7,518,534.65	£54,005.05	£7,572,539.70	£7,518,534.65
08.2022	£3,568,251.89	£21,615.42	£3,589,867.31	£3,568,251.89
09.2022	£430,219.43	£6,374.28	£436,593.71	£430,219.43
10.2022	£310,464.87	£4,483.87	£314,948.74	£310,464.87
11.2022	£237,742.02	£3,150.55	£240,892.57	£237,742.02
12.2022	£154,840.88	£2,128.39	£156,969.27	£154,840.88
01.2023	£88,352.75	£1,463.83	£89,816.58	£88,352.75
02.2023	£72,049.43	£1,084.82	£73,134.25	£72,049.43
03.2023	£58,582.30	£774.81	£59,357.11	£58,582.30
04.2023	£43,600.73	£523.40	£44,124.13	£43,600.73
05.2023	£35,251.09	£336.10	£35,587.19	£35,251.09
06.2023	£21,723.48	£184.67	£21,908.15	£21,723.48
07.2023	£10,158.94	£91.38	£10,250.32	£10,158.94
08.2023	£1,451.51	£47.59	£1,499.10	£1,451.51
09.2023	£857.74	£41.41	£899.15	£857.74
10.2023	£861.43	£37.72	£899.15	£861.43
11.2023	£865.13	£34.02	£899.15	£865.13
12.2023	£868.84	£30.31	£899.15	£868.84
01.2024	£872.57	£26.58	£899.15	£872.57
02.2024	£876.32	£22.83	£899.15	£876.32
03.2024	£880.09	£19.06	£899.15	£880.09
04.2024	£883.87	£15.28	£899.15	£883.87
05.2024	£887.66	£11.49	£899.15	£887.66
06.2024	£891.48	£7.67	£899.15	£891.48
07.2024	£895.28	£3.87	£899.15	£895.28
<b>Total</b>	<b>£1,261,821,910.68</b>	<b>£143,477,158.57</b>	<b>£1,405,299,069.25</b>	<b>£1,262,771,854.14</b>

Run out schedule II





**Overview of Outstanding Contracts**

Development of outstanding pool during the Monthly Period	Number of contracts	Aggregate Discounted Receivables Balance	Outstanding Nominal Amount
Aggregate Discounted Receivables Balance at Initial Offer Date	67,642	£1,250,005,566.84	£1,226,791,932.80
Aggregate Discounted Receivables Balance for the previous Monthly Period before purchase of Additional Receivables	71,573	£1,230,917,833.67	£1,211,364,557.85
Discounted Receivables Balance of Additional Receivables added in the previous Monthly Period	1,595	£29,927,422.06	£29,030,620.99
Aggregate Discounted Receivables Balance for the previous Monthly Period (after purchase of Additional Receivables)	73,168	£1,260,845,255.73	£1,240,395,178.84
Principal Collections & Non-Conforming Receivables in the Monthly Period	816	£29,516,301.49	£28,597,504.09
Aggregate Discounted Receivables Balance at the end of the Monthly Period before purchase of Additional Receivables	72,352	£1,231,328,954.24	£1,211,797,674.75
Additional Receivables at this Cut-Off Date (top up)	1,606	£31,442,899.90	£30,529,199.84
Additional Receivables at this Cut-Off Date (tap up)	-	-	-
<b>Aggregate Discounted Receivables Balance at this Cut-Off Date</b>	<b>73,958</b>	<b>£1,262,771,854.14</b>	<b>£1,242,326,874.59</b>

Collections by status	Number of contracts	Collections
Current	71,562	£22,569,962.97
Delinquent	217	£81,908.30
Terminated	11	£27,507.30
Defaulted	12	£61,306.88
End of term	46	£121,515.26
Early Settlement	864	£11,730,702.11
Written-Off	N/A	£2,525.89
Non-Conforming	1	£13,301.89
<b>Total</b>	<b>72,713</b>	<b>£34,608,730.60</b>

Total portfolio as of Initial Cut-off Date			Type of contract				Type of car				Customer type			
Contract status development I	Number of contracts	Aggregate Discounted Receivables Balance	Hire Purchase		PCP		New vehicle		Used vehicle		Retail		Corporate	
			Number of contracts	Aggregate Discounted Receivables Balance	Number of contracts	Aggregate Discounted Receivables Balance	Number of contracts	Aggregate Discounted Receivables Balance	Number of contracts	Aggregate Discounted Receivables Balance	Number of contracts	Aggregate Discounted Receivables Balance	Number of contracts	Aggregate Discounted Receivables Balance
Current	67,642	£1,250,005,566.84	7,585	£79,252,601.43	60,057	£1,170,752,965.41	41,919	£849,681,605.58	25,723	£400,323,961.26	65,830	£1,213,065,899.33	1,812	£36,939,667.51
Delinquent	-	-	-	-	-	-	-	-	-	-	-	-	-	-
Defaulted	-	-	-	-	-	-	-	-	-	-	-	-	-	-
Terminated Receivable	-	-	-	-	-	-	-	-	-	-	-	-	-	-
End of term	-	-	-	-	-	-	-	-	-	-	-	-	-	-
Early Settlement	-	-	-	-	-	-	-	-	-	-	-	-	-	-
Written-Off	-	-	-	-	-	-	-	-	-	-	-	-	-	-
<b>Total</b>	<b>67,642</b>	<b>£1,250,005,566.84</b>	<b>7,585</b>	<b>£79,252,601.43</b>	<b>60,057</b>	<b>£1,170,752,965.41</b>	<b>41,919</b>	<b>£849,681,605.58</b>	<b>25,723</b>	<b>£400,323,961.26</b>	<b>65,830</b>	<b>£1,213,065,899.33</b>	<b>1,812</b>	<b>£36,939,667.51</b>

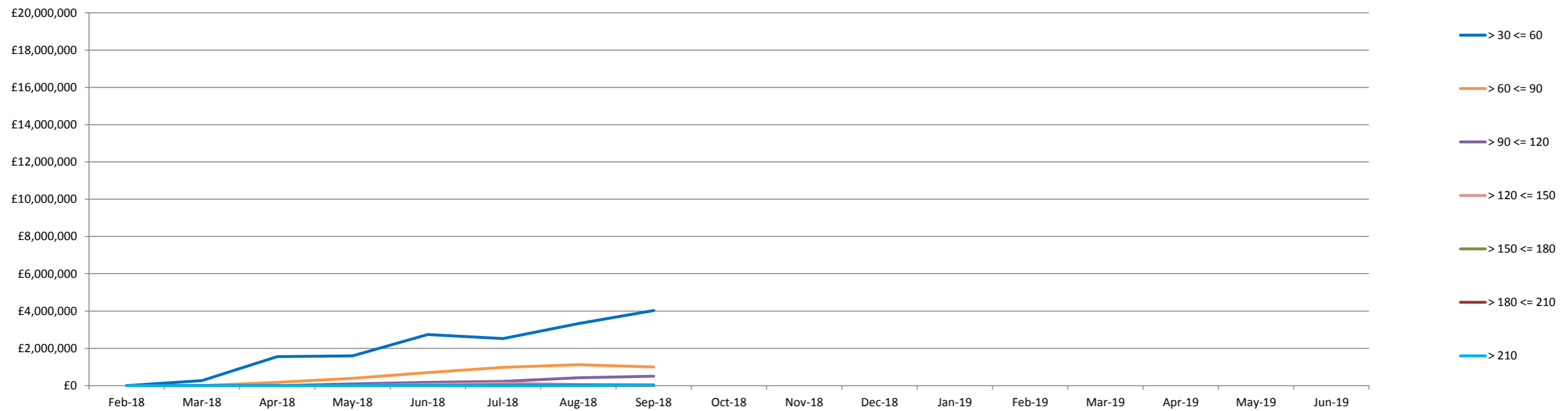
Total portfolio as of current reporting period			Type of contract				Type of car				Customer type			
Contract status development II	Number of contracts	Aggregate Discounted Receivables Balance	Hire Purchase		PCP		New vehicle		Used vehicle		Retail		Corporate	
			Number of contracts	Aggregate Discounted Receivables Balance	Number of contracts	Aggregate Discounted Receivables Balance	Number of contracts	Aggregate Discounted Receivables Balance	Number of contracts	Aggregate Discounted Receivables Balance	Number of contracts	Aggregate Discounted Receivables Balance	Number of contracts	Aggregate Discounted Receivables Balance
Current	73,469	£1,255,929,650.66	7,833	£69,172,932.44	65,636	£1,186,756,718.22	46,037	£862,875,612.07	27,432	£393,054,038.59	71,471	£1,219,303,113.92	1,998	£36,626,536.74
Delinquent	301	£5,644,955.33	38	£387,926.95	263	£5,257,028.38	154	£3,259,103.08	147	£2,385,852.25	289	£5,378,935.41	12	£266,019.92
Defaulted	57	£988,955.28	5	£45,409.89	52	£943,545.39	31	£585,909.55	26	£403,045.73	55	£963,381.66	2	£25,573.62
Terminated Receivable	22	£176,289.31	1	£1,568.95	21	£174,720.36	15	£113,188.69	7	£63,100.62	22	£176,289.31	-	-
End of term	1	£129.44	1	£129.44	-	-	-	-	1	£129.44	1	£129.44	-	-
Early Settlement	108	£31,874.12	10	£2,430.83	98	£29,443.29	54	(£1,619.71)	54	£33,493.83	106	£30,753.67	2	£1,120.45
Written-Off	-	-	-	-	-	-	-	-	-	-	-	-	-	-
<b>Total</b>	<b>73,958</b>	<b>£1,262,771,854.14</b>	<b>7,888</b>	<b>£69,610,398.50</b>	<b>66,070</b>	<b>£1,193,161,455.64</b>	<b>46,291</b>	<b>£866,832,193.68</b>	<b>27,667</b>	<b>£395,939,660.46</b>	<b>71,944</b>	<b>£1,225,852,603.41</b>	<b>2,014</b>	<b>£36,919,250.73</b>

Contract status development III	Contract status as of the end of the current period													
	Current		Delinquent		Defaulted		Terminated Receivable		End of term		Early Settlement		Written-Off	
Contract status as of the beginning of the Monthly Period	Number of contracts	Aggregate Discounted Receivables Balance	Number of contracts	Aggregate Discounted Receivables Balance	Number of contracts	Aggregate Discounted Receivables Balance	Number of contracts	Aggregate Discounted Receivables Balance	Number of contracts	Aggregate Discounted Receivables Balance	Number of contracts	Aggregate Discounted Receivables Balance	Number of contracts	Aggregate Discounted Receivables Balance
Top-/Tap-Up contracts	1,606	£31,442,899.90	-	-	-	-	-	-	-	-	-	-	-	-
Current	71,810	£1,223,617,247.00	123	£2,157,128.40	2	£15,215.67	7	£115,446.69	-	-	82	£21,705.91	-	-
Delinquent	53	£869,503.76	178	£3,487,826.93	25	£482,279.99	-	-	-	-	3	£1,844.13	-	-
Defaulted	-	-	-	-	30	£491,459.62	-	-	-	-	-	-	-	-
Terminated Receivable	-	-	-	-	-	-	15	£60,842.62	-	-	-	-	-	-
End of term	-	-	-	-	-	-	-	-	1	£129.44	-	-	-	-
Early Settlement	-	-	-	-	-	-	-	-	-	-	23	£8,324.08	-	-
Written-Off	-	-	-	-	-	-	-	-	-	-	-	-	-	-
<b>Total</b>	<b>73,469</b>	<b>£1,255,929,650.66</b>	<b>301</b>	<b>£5,644,955.33</b>	<b>57</b>	<b>£988,955.28</b>	<b>22</b>	<b>£176,289.31</b>	<b>1</b>	<b>£129.44</b>	<b>108</b>	<b>£31,874.12</b>	<b>-</b>	<b>-</b>

Delinquencies

Delinquent Receivable						Type of contract				Type of car				Customer type			
Days in arrears	Number of contracts	Percentage of contracts	Aggregate Discounted Receivables Balance	Percentage of Aggregate Discounted Receivables Balance	Value of Arrears	Hire Purchase		PCP		New vehicle		Used vehicle		Retail		Corporate	
						Number of contracts	Aggregate Discounted Receivables Balance	Number of contracts	Aggregate Discounted Receivables Balance	Number of contracts	Aggregate Discounted Receivables Balance	Number of contracts	Aggregate Discounted Receivables Balance	Number of contracts	Aggregate Discounted Receivables Balance	Number of contracts	Aggregate Discounted Receivables Balance
> 30 <= 60	215	0.29%	£4,025,811.79	0.32%	£93,930.08	26	£298,360.91	189	£3,727,450.88	108	£2,215,841.68	107	£1,809,970.11	207	£3,880,295.90	8	£145,515.89
> 60 <= 90	54	0.07%	£1,000,468.98	0.08%	£38,770.37	6	£47,994.62	48	£952,474.36	28	£596,838.45	26	£403,630.53	52	£914,506.76	2	£85,962.22
> 90 <= 120	25	0.03%	£500,601.86	0.04%	£28,469.80	3	£15,769.51	22	£484,832.35	14	£354,152.16	11	£146,449.70	24	£479,894.46	1	£20,707.40
> 120 <= 150	3	0.00%	£38,308.69	0.00%	£3,641.70	1	£5,783.59	2	£32,525.10	2	£32,525.10	1	£5,783.59	3	£38,308.69	-	-
> 150 <= 180	1	0.00%	£40,889.53	0.00%	£3,342.72	-	-	1	£40,889.53	1	£40,889.53	-	-	1	£40,889.53	-	-
> 180 <= 210	1	0.00%	£6,183.91	0.00%	£1,128.61	1	£6,183.91	-	-	-	-	1	£6,183.91	1	£6,183.91	-	-
> 210	2	0.00%	£32,690.57	0.00%	£12,401.13	1	£13,834.41	1	£18,856.16	1	£18,856.16	1	£13,834.41	1	£18,856.16	1	£13,834.41
<b>Total</b>	<b>301</b>	<b>0.41%</b>	<b>£5,644,955.33</b>	<b>0.45%</b>	<b>£181,684.41</b>	<b>38</b>	<b>£387,926.95</b>	<b>263</b>	<b>£5,257,028.38</b>	<b>154</b>	<b>£3,259,103.08</b>	<b>147</b>	<b>£2,385,852.25</b>	<b>289</b>	<b>£5,378,935.41</b>	<b>12</b>	<b>£266,019.92</b>

Aggregate Discounted Receivables Balance of Delinquent Contracts



End of Term & Early Settlement Delinquent Receivables						Type of contract				Type of car				Customer type			
Days in arrears	Number of contracts	Percentage of contracts	Aggregate Discounted Receivables Balance	Percentage of Aggregate Discounted Receivables Balance	Value of Arrears	Hire Purchase		PCP		New vehicle		Used vehicle		Retail		Corporate	
						Number of contracts	Aggregate Discounted Receivables Balance	Number of contracts	Aggregate Discounted Receivables Balance	Number of contracts	Aggregate Discounted Receivables Balance	Number of contracts	Aggregate Discounted Receivables Balance	Number of contracts	Aggregate Discounted Receivables Balance	Number of contracts	Aggregate Discounted Receivables Balance
Not Delinquent	85	0.11%	(£1,519.63)	0.00%	£81,304.96	10	£2,430.83	75	(£3,950.46)	45	(£14,463.61)	40	£12,943.98	83	(£2,640.08)	2	£1,120.45
> 30 <= 60	11	0.01%	£13,805.60	0.00%	£44,360.48	1	£129.44	10	£13,676.16	4	£7,553.51	7	£6,252.09	11	£13,805.60	-	-
> 60 <= 90	4	0.01%	£5,289.58	0.00%	£8,845.72	-	-	4	£5,289.58	2	£3,756.65	2	£1,532.93	4	£5,289.58	-	-
> 90 <= 120	5	0.01%	£11,052.30	0.00%	£12,004.57	-	-	5	£11,052.30	2	£381.60	3	£10,670.70	5	£11,052.30	-	-
> 120 <= 150	1	0.00%	£125.88	0.00%	£170.02	-	-	1	£125.88	-	-	1	£125.88	1	£125.88	-	-
> 150 <= 180	2	0.00%	£2,097.69	0.00%	£48,566.62	-	-	2	£2,097.69	-	-	2	£2,097.69	2	£2,097.69	-	-
> 180 <= 210	1	0.00%	£1,152.14	0.00%	£1,501.47	-	-	1	£1,152.14	1	£1,152.14	-	-	1	£1,152.14	-	-
> 210	-	0.00%	-	0.00%	-	-	-	-	-	-	-	-	-	-	-	-	-
<b>Total</b>	<b>109</b>	<b>0.15%</b>	<b>£32,003.56</b>	<b>0.00%</b>	<b>£196,753.84</b>	<b>11</b>	<b>£2,560.27</b>	<b>98</b>	<b>£29,443.29</b>	<b>54</b>	<b>(£1,619.71)</b>	<b>55</b>	<b>£33,623.27</b>	<b>107</b>	<b>£30,883.11</b>	<b>2</b>	<b>£1,120.45</b>

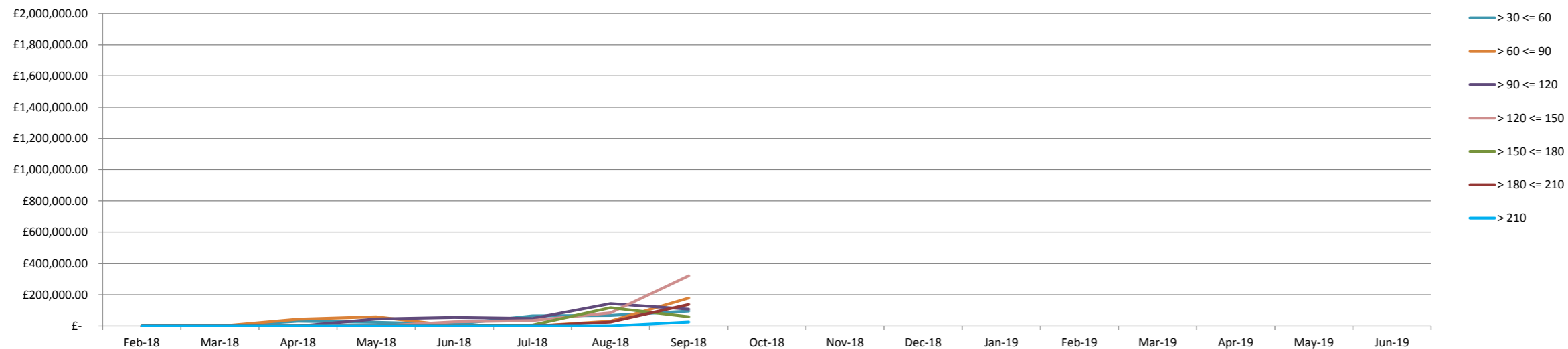
**Defaulted and Terminated Receivables**

Voluntary Terminated Contracts						Type of contract				Type of car				Customer type			
Days in arrears	Number of contracts	Percentage of contracts	Aggregate Discounted Receivables Balance	Percentage of Aggregate Discounted Receivables Balance	Value of Arrears	Hire Purchase		PCP		New vehicle		Used vehicle		Retail		Corporate	
						Number of contracts	Aggregate Discounted Receivables Balance	Number of contracts	Aggregate Discounted Receivables Balance	Number of contracts	Aggregate Discounted Receivables Balance	Number of contracts	Aggregate Discounted Receivables Balance	Number of contracts	Aggregate Discounted Receivables Balance	Number of contracts	Aggregate Discounted Receivables Balance
Not Delinquent	5	0.01%	£79,835.46	0.01%	£8,615.74	-	-	5	£79,835.46	5	£79,835.46	-	-	5	£79,835.46	-	-
> 30 <= 60	4	0.01%	£51,794.95	0.00%	£22,441.37	-	-	4	£51,794.95	1	£13,035.04	3	£38,759.91	4	£51,794.95	-	-
> 60 <= 90	1	0.00%	£3,589.33	0.00%	£8,432.05	-	-	1	£3,589.33	-	-	-	-	1	£3,589.33	-	-
> 90 <= 120	4	0.01%	£8,802.66	0.00%	£26,786.23	1	£1,568.95	3	£7,233.71	3	£7,233.71	1	£1,568.95	4	£8,802.66	-	-
> 120 <= 150	-	0.00%	-	0.00%	-	-	-	-	-	-	-	-	-	-	-	-	-
> 150 <= 180	-	0.00%	-	0.00%	-	-	-	-	-	-	-	-	-	-	-	-	-
> 180 <= 210	6	0.01%	£26,572.93	0.00%	£43,691.28	-	-	6	£26,572.93	4	£7,390.50	2	£19,182.43	6	£26,572.93	-	-
> 210	2	0.00%	£5,693.98	0.00%	£13,903.94	-	-	2	£5,693.98	2	£5,693.98	-	-	2	£5,693.98	-	-
<b>Total</b>	<b>22</b>	<b>0.03%</b>	<b>£176,289.31</b>	<b>0.01%</b>	<b>£123,870.61</b>	<b>1</b>	<b>£1,568.95</b>	<b>21</b>	<b>£174,720.36</b>	<b>15</b>	<b>£113,188.69</b>	<b>7</b>	<b>£63,100.62</b>	<b>22</b>	<b>£176,289.31</b>	<b>-</b>	<b>-</b>

PCP Return Contracts						Type of contract				Type of car				Customer type			
Days in arrears	Number of contracts	Percentage of contracts	Aggregate Discounted Receivables Balance	Percentage of Aggregate Discounted Receivables Balance	Value of Arrears	Hire Purchase		PCP		New vehicle		Used vehicle		Retail		Corporate	
						Number of contracts	Aggregate Discounted Receivables Balance	Number of contracts	Aggregate Discounted Receivables Balance	Number of contracts	Aggregate Discounted Receivables Balance	Number of contracts	Aggregate Discounted Receivables Balance	Number of contracts	Aggregate Discounted Receivables Balance	Number of contracts	Aggregate Discounted Receivables Balance
Not Delinquent	-	0.00%	-	0.00%	-	-	-	-	-	-	-	-	-	-	-	-	-
> 30 <= 60	-	0.00%	-	0.00%	-	-	-	-	-	-	-	-	-	-	-	-	-
> 60 <= 90	-	0.00%	-	0.00%	-	-	-	-	-	-	-	-	-	-	-	-	-
> 90 <= 120	-	0.00%	-	0.00%	-	-	-	-	-	-	-	-	-	-	-	-	-
> 120 <= 150	-	0.00%	-	0.00%	-	-	-	-	-	-	-	-	-	-	-	-	-
> 150 <= 180	-	0.00%	-	0.00%	-	-	-	-	-	-	-	-	-	-	-	-	-
> 180 <= 210	-	0.00%	-	0.00%	-	-	-	-	-	-	-	-	-	-	-	-	-
> 210	-	0.00%	-	0.00%	-	-	-	-	-	-	-	-	-	-	-	-	-
<b>Total</b>	<b>-</b>	<b>0.00%</b>	<b>-</b>	<b>0.00%</b>	<b>-</b>	<b>-</b>	<b>-</b>	<b>-</b>	<b>-</b>	<b>-</b>	<b>-</b>	<b>-</b>	<b>-</b>	<b>-</b>	<b>-</b>	<b>-</b>	<b>-</b>

Defaulted Receivable						Type of contract				Type of car				Customer type			
Days in arrears	Number of contracts	Percentage of contracts	Aggregate Discounted Receivables Balance	Percentage of Aggregate Discounted Receivables Balance	Value of Arrears	Hire Purchase		PCP		New vehicle		Used vehicle		Retail		Corporate	
						Number of contracts	Aggregate Discounted Receivables Balance	Number of contracts	Aggregate Discounted Receivables Balance	Number of contracts	Aggregate Discounted Receivables Balance	Number of contracts	Aggregate Discounted Receivables Balance	Number of contracts	Aggregate Discounted Receivables Balance	Number of contracts	Aggregate Discounted Receivables Balance
Not Delinquent	9	0.01%	£163,686.87	0.01%	(£262.46)	1	£4,659.85	8	£159,027.02	4	£86,320.46	5	£77,366.41	9	£163,686.87	-	-
> 30 <= 60	2	0.00%	£42,034.75	0.00%	£230.02	-	-	2	£42,034.75	2	£42,034.75	-	-	2	£42,034.75	-	-
> 60 <= 90	9	0.01%	£173,967.78	0.01%	£6,990.69	2	£25,573.62	7	£148,394.16	4	£98,274.69	5	£75,693.09	7	£148,394.16	2	£25,573.62
> 90 <= 120	7	0.01%	£98,135.87	0.01%	£5,238.49	-	-	7	£98,135.87	5	£81,536.26	2	£16,599.61	7	£98,135.87	-	-
> 120 <= 150	14	0.02%	£321,090.89	0.03%	£22,562.64	-	-	14	£321,090.89	9	£234,314.58	5	£86,776.31	14	£321,090.89	-	-
> 150 <= 180	6	0.01%	£58,869.83	0.00%	£5,831.13	1	£620.50	5	£58,249.33	3	£8,467.60	3	£50,402.23	6	£58,869.83	-	-
> 180 <= 210	8	0.01%	£110,559.14	0.01%	£9,975.69	1	£14,555.92	7	£96,003.22	3	£15,094.25	5	£95,464.89	8	£110,559.14	-	-
> 210	2	0.00%	£20,610.15	0.00%	£2,962.26	-	-	2	£20,610.15	1	£19,866.96	1	£743.19	2	£20,610.15	-	-
<b>Total</b>	<b>57</b>	<b>0.08%</b>	<b>£988,955.28</b>	<b>0.08%</b>	<b>£53,528.46</b>	<b>5</b>	<b>£45,409.89</b>	<b>52</b>	<b>£943,545.39</b>	<b>31</b>	<b>£585,909.55</b>	<b>26</b>	<b>£403,045.73</b>	<b>55</b>	<b>£963,381.66</b>	<b>2</b>	<b>£25,573.62</b>

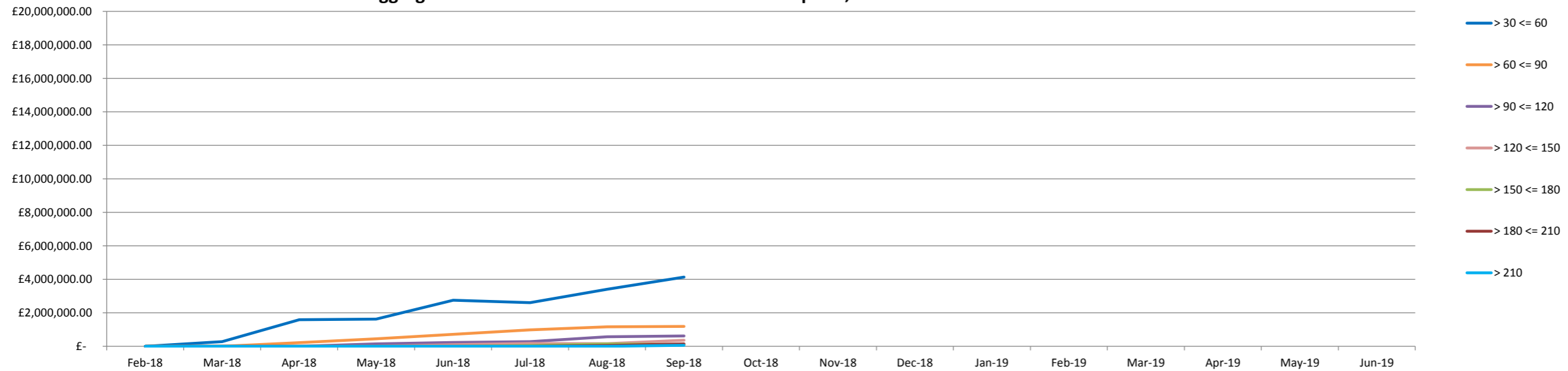
**Aggregate Discounted Receivables Balance of Terminated & Defaulted Contracts**



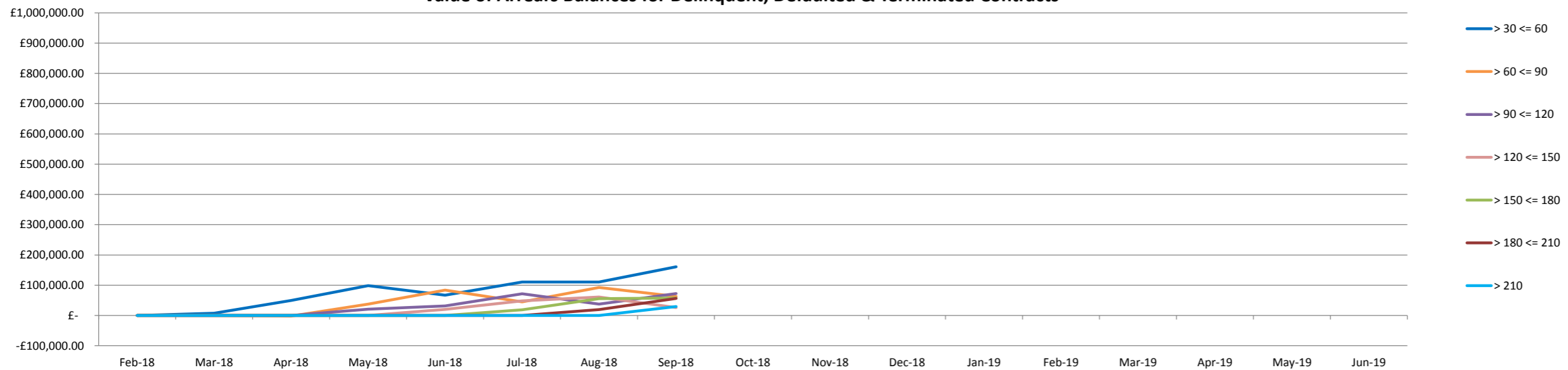
**Delinquencies, Defaults and Terminations**

Delinquent Receivable and Terminated Receivable						Type of contract				Type of car				Customer type			
						Hire Purchase		PCP		New vehicle		Used vehicle		Retail		Corporate	
Days in arrears	Number of contracts	Percentage of contracts	Aggregate Discounted Receivables Balance	Percentage of Aggregate Discounted Receivables Balance	Value of Arrears	Number of contracts	Aggregate Discounted Receivables Balance	Number of contracts	Aggregate Discounted Receivables Balance	Number of contracts	Aggregate Discounted Receivables Balance	Number of contracts	Aggregate Discounted Receivables Balance	Number of contracts	Aggregate Discounted Receivables Balance	Number of contracts	Aggregate Discounted Receivables Balance
Not Delinquent	99	0.13%	£242,002.70	0.02%	(£346,244.00)	11	£7,090.68	88	£234,912.02	54	£151,692.31	45	£90,310.39	97	£240,882.25	2	£1,120.45
> 30 <= 60	232	0.31%	£4,133,447.09	0.33%	£160,961.95	27	£298,490.35	205	£3,834,956.74	115	£2,278,464.98	117	£1,854,982.11	224	£3,987,931.20	8	£145,515.89
> 60 <= 90	68	0.09%	£1,183,315.67	0.09%	£63,038.83	8	£73,568.24	60	£1,109,747.43	34	£698,869.79	34	£484,445.88	64	£1,071,779.83	4	£111,535.84
> 90 <= 120	41	0.06%	£618,592.69	0.05%	£89,823.24	4	£17,338.46	37	£601,254.23	24	£443,303.73	17	£175,288.96	40	£597,885.29	1	£20,707.40
> 120 <= 150	18	0.02%	£359,525.46	0.03%	£9,050.21	1	£5,783.59	17	£353,741.87	11	£266,839.68	7	£92,685.78	18	£359,525.46	-	-
> 150 <= 180	9	0.01%	£101,857.05	0.01%	£57,740.47	1	£620.50	8	£101,236.55	4	£49,357.13	5	£52,499.92	9	£101,857.05	-	-
> 180 <= 210	16	0.02%	£144,468.12	0.01%	£56,297.05	2	£20,739.83	14	£123,728.29	8	£23,636.89	8	£120,831.23	16	£144,468.12	-	-
> 210	6	0.01%	£58,994.70	0.00%	£29,267.33	1	£13,834.41	5	£45,160.29	4	£44,417.10	2	£14,577.60	5	£45,160.29	1	£13,834.41
<b>Total</b>	<b>489</b>	<b>0.66%</b>	<b>£6,842,203.48</b>	<b>0.54%</b>	<b>£119,935.08</b>	<b>55</b>	<b>£437,466.06</b>	<b>434</b>	<b>£6,404,737.42</b>	<b>254</b>	<b>£3,956,581.61</b>	<b>235</b>	<b>£2,885,621.87</b>	<b>473</b>	<b>£6,549,489.49</b>	<b>16</b>	<b>£292,713.99</b>

**Aggregate Discounted Receivables Balance of Delinquent, Defaulted & Terminated Contracts**



**Value of Arrears Balances for Delinquent, Defaulted & Terminated Contracts**



Defaults and Recoveries

Type of Contract	Type of Car	Number of Contracts	Outstanding Nominal Balance at Date of Default	Outstanding Discounted Receivables Balance at Date of Default	Total recoveries	Total Written-Off Purchased Receivables (Nominal)	Total Written-Off Purchased Receivables (Discounted)	Outstanding Nominal Balance at end of Monthly Period	Outstanding Discounted Receivables Balance at end of Monthly Period
Hire Purchase	New	-	-	-	-	-	-	-	-
	Used	5	£53,021.47	£57,874.96	£8,784.90	£2,016.94	£4,766.09	£42,219.63	£45,409.89
<b>Total Hire Purchase</b>		<b>5</b>	<b>£53,021.47</b>	<b>£57,874.96</b>	<b>£8,784.90</b>	<b>£2,016.94</b>	<b>£4,766.09</b>	<b>£42,219.63</b>	<b>£45,409.89</b>
PCP	New	31	£702,141.58	£693,835.75	£90,486.21	£17,962.50	£17,439.99	£593,692.87	£585,909.55
	Used	21	£362,332.63	£399,748.81	£45,849.61	(£5,599.45)	£10,303.11	£322,082.47	£357,635.84
<b>Total PCP</b>		<b>52</b>	<b>£1,064,474.21</b>	<b>£1,093,584.56</b>	<b>£136,335.82</b>	<b>£12,363.05</b>	<b>£27,743.10</b>	<b>£915,775.34</b>	<b>£943,545.39</b>
<b>Total</b>		<b>57</b>	<b>£1,117,495.68</b>	<b>£1,151,459.52</b>	<b>£145,120.72</b>	<b>£14,379.99</b>	<b>£32,509.19</b>	<b>£957,994.97</b>	<b>£988,955.28</b>

**Charged-Off Amounts**

Charged-Off Amount (net of recoveries) of Purchased Receivables in the Monthly Period			
Credit Type	Type of Car	Number of contracts	Charged-Off Amount net of recoveries
Hire Purchase	New	-	-
	Used	1	£4,766.09
<b>Total Hire Purchase</b>		<b>1</b>	<b>£4,766.09</b>
PCP	New	4	£14,063.58
	Used	2	£5,537.14
<b>Total PCP</b>		<b>6</b>	<b>£19,600.72</b>
<b>Total</b>		<b>7</b>	<b>£24,366.81</b>

<b>Cumulative Charged-Off Amount net of recoveries as of the end of the Monthly Period</b>	£128,862.10
<b>Discounted Receivables Balance of all Initial Receivables and Additional Receivables</b>	£1,420,799,061.07
<b>Cumulative Net Loss Ratio</b>	0.0091%

Monthly Period	Current period		Cumulative	
	Number of contracts	Charged-Off Amount net of recoveries	Number of contracts	Charged-Off Amount net of recoveries
30/09/2018	7	£24,366.81	30	£128,862.10
31/08/2018	7	£26,071.09	23	£104,495.29
31/07/2018	8	£42,583.50	16	£78,424.20
30/06/2018	6	£25,352.44	8	£35,840.70
31/05/2018	2	£10,488.26	2	£10,488.26
30/04/2018	-	-	-	-
31/03/2018	-	-	-	-
<b>Total</b>	<b>30</b>	<b>£128,862.10</b>	<b>30</b>	<b>£128,862.10</b>

**Prepayments**

Monthly Period	Prepayments	Discounted Receivables Balance as of previous Monthly Period	Periodic CPR	Annualised CPR
31/03/2018	£11,316,504.16	£1,250,005,566.84	0.905%	10.339%
30/04/2018	£9,252,846.58	£1,251,863,610.25	0.739%	8.518%
31/05/2018	£10,622,277.81	£1,253,515,647.81	0.847%	9.708%
30/06/2018	£11,158,437.88	£1,255,227,732.94	0.889%	10.161%
31/07/2018	£10,305,024.44	£1,257,208,908.65	0.820%	9.405%
31/08/2018	£11,085,083.86	£1,258,866,475.93	0.881%	10.070%
30/09/2018	£12,877,457.31	£1,260,845,255.73	1.021%	11.590%

The annualised constant prepayment rate (CPR) of the underlying receivables based upon the most recent periodic CPR. Periodic CPR is equal to the total unscheduled principal received in the most recent period divided by the start of period principal balance. This is then annualised as follows:  
 $1 - ((1 - \text{Periodic CPR})^{\text{number of periods in a year}})$

Pool data I

Distribution by payment type	Total portfolio				Type of contract				Type of car				Customer type			
	Number of contracts	Percentage of contracts	Aggregate Discounted Receivables Balance	Percentage of Aggregate Discounted Receivables Balance	Hire Purchase		PCP		New vehicle		Used vehicle		Retail		Corporate	
					Number of contracts	Aggregate Discounted Receivables Balance	Number of contracts	Aggregate Discounted Receivables Balance	Number of contracts	Aggregate Discounted Receivables Balance	Number of contracts	Aggregate Discounted Receivables Balance	Number of contracts	Aggregate Discounted Receivables Balance	Number of contracts	Aggregate Discounted Receivables Balance
Direct Debit	73,800	99.79%	£1,259,935,944.34	99.78%	7,866	£69,427,510.68	65,934	£1,190,508,433.66	46,199	£864,905,451.54	27,601	£395,030,492.80	71,789	£1,223,095,540.40	2,011	£36,840,403.94
Others	158	0.21%	£2,835,909.80	0.22%	22	£182,887.82	136	£2,653,021.98	92	£1,926,742.14	66	£909,167.66	155	£2,757,063.01	3	£78,846.79
<b>Total</b>	<b>73,958</b>	<b>100.00%</b>	<b>£1,262,771,854.14</b>	<b>100.00%</b>	<b>7,888</b>	<b>£69,610,398.50</b>	<b>66,070</b>	<b>£1,193,161,455.64</b>	<b>46,291</b>	<b>£866,832,193.68</b>	<b>27,667</b>	<b>£395,939,660.46</b>	<b>71,944</b>	<b>£1,225,852,603.41</b>	<b>2,014</b>	<b>£36,919,250.73</b>

Distribution by contract concentration	Total portfolio				Type of contract				Type of car				Customer type			
	Number of contracts	Percentage of contracts	Aggregate Discounted Receivables Balance	Percentage of Aggregate Discounted Receivables Balance	Hire Purchase		PCP		New vehicle		Used vehicle		Retail		Corporate	
					Number of contracts	Aggregate Discounted Receivables Balance	Number of contracts	Aggregate Discounted Receivables Balance	Number of contracts	Aggregate Discounted Receivables Balance	Number of contracts	Aggregate Discounted Receivables Balance	Number of contracts	Aggregate Discounted Receivables Balance	Number of contracts	Aggregate Discounted Receivables Balance
1	73,421	99.27%	£1,252,232,206.31	99.17%	7,738	£67,806,786.19	65,683	£1,184,425,420.12	45,910	£858,251,735.66	27,511	£393,980,470.65	71,567	£1,217,782,228.95	1,854	£34,449,977.36
2 - 10	537	0.73%	£10,539,647.83	0.83%	150	£1,803,612.31	387	£8,736,035.52	381	£8,580,458.02	156	£1,959,189.81	377	£8,070,374.46	160	£2,469,273.37
11 - 20	-	0.00%	-	0.00%	-	-	-	-	-	-	-	-	-	-	-	
21 - 50	-	0.00%	-	0.00%	-	-	-	-	-	-	-	-	-	-	-	
> 50	-	0.00%	-	0.00%	-	-	-	-	-	-	-	-	-	-	-	
<b>Total</b>	<b>73,958</b>	<b>100.00%</b>	<b>£1,262,771,854.14</b>	<b>100.00%</b>	<b>7,888</b>	<b>£69,610,398.50</b>	<b>66,070</b>	<b>£1,193,161,455.64</b>	<b>46,291</b>	<b>£866,832,193.68</b>	<b>27,667</b>	<b>£395,939,660.46</b>	<b>71,944</b>	<b>£1,225,852,603.41</b>	<b>2,014</b>	<b>£36,919,250.73</b>

Distribution by largest Obligor	Total portfolio				Type of contract				Type of car				Customer type			
	Number of contracts	Percentage of contracts	Aggregate Discounted Receivables Balance	Percentage of Aggregate Discounted Receivables Balance	Hire Purchase		PCP		New vehicle		Used vehicle		Retail		Corporate	
					Number of contracts	Aggregate Discounted Receivables Balance	Number of contracts	Aggregate Discounted Receivables Balance	Number of contracts	Aggregate Discounted Receivables Balance	Number of contracts	Aggregate Discounted Receivables Balance	Number of contracts	Aggregate Discounted Receivables Balance	Number of contracts	Aggregate Discounted Receivables Balance
1	2	0.00%	£408,572.44	0.03%	-	-	2	£408,572.44	2	£408,572.44	-	-	2	£408,572.44	-	-
2	2	0.00%	£271,957.27	0.02%	-	-	2	£271,957.27	2	£271,957.27	-	-	2	£271,957.27	-	-
3	1	0.00%	£248,702.12	0.02%	-	-	1	£248,702.12	1	£248,702.12	-	-	1	£248,702.12	-	-
4	1	0.00%	£245,842.64	0.02%	-	-	1	£245,842.64	-	-	1	£245,842.64	1	£245,842.64	-	-
5	1	0.00%	£232,135.02	0.02%	-	-	1	£232,135.02	1	£232,135.02	-	-	1	£232,135.02	-	-
6	1	0.00%	£215,737.31	0.02%	-	-	1	£215,737.31	1	£215,737.31	-	-	1	£215,737.31	-	-
7	1	0.00%	£213,772.67	0.02%	-	-	1	£213,772.67	-	-	1	£213,772.67	-	-	1	£213,772.67
8	1	0.00%	£210,613.38	0.02%	-	-	1	£210,613.38	1	£210,613.38	-	-	1	£210,613.38	-	-
9	1	0.00%	£204,040.05	0.02%	1	£204,040.05	-	-	-	-	1	£204,040.05	-	-	1	£204,040.05
10	1	0.00%	£201,611.61	0.02%	-	-	1	£201,611.61	-	-	1	£201,611.61	1	£201,611.61	-	-
11	1	0.00%	£197,971.67	0.02%	1	£197,971.67	-	-	1	£197,971.67	-	-	1	£197,971.67	-	-
12	1	0.00%	£194,602.76	0.02%	-	-	1	£194,602.76	-	-	1	£194,602.76	1	£194,602.76	-	-
13	1	0.00%	£193,890.35	0.02%	-	-	1	£193,890.35	-	-	1	£193,890.35	-	-	1	£193,890.35
14	1	0.00%	£188,045.10	0.01%	-	-	1	£188,045.10	1	£188,045.10	-	-	1	£188,045.10	-	-
15	1	0.00%	£180,700.80	0.01%	-	-	1	£180,700.80	-	-	1	£180,700.80	1	£180,700.80	-	-
16	1	0.00%	£180,307.76	0.01%	-	-	1	£180,307.76	1	£180,307.76	-	-	1	£180,307.76	-	-
17	1	0.00%	£180,026.33	0.01%	-	-	1	£180,026.33	1	£180,026.33	-	-	1	£180,026.33	-	-
18	1	0.00%	£176,907.84	0.01%	-	-	1	£176,907.84	1	£176,907.84	-	-	1	£176,907.84	-	-
19	1	0.00%	£175,992.03	0.01%	-	-	1	£175,992.03	1	£175,992.03	-	-	1	£175,992.03	-	-
20	1	0.00%	£170,399.23	0.01%	-	-	1	£170,399.23	1	£170,399.23	-	-	1	£170,399.23	-	-
<b>Total 1 - 20</b>	<b>22</b>	<b>0.03%</b>	<b>£4,291,828.38</b>	<b>0.34%</b>	<b>2</b>	<b>£402,011.72</b>	<b>20</b>	<b>£3,889,816.66</b>	<b>15</b>	<b>£2,857,367.50</b>	<b>7</b>	<b>£1,434,460.88</b>	<b>19</b>	<b>£3,680,125.31</b>	<b>3</b>	<b>£611,703.07</b>

Maximum Discounted Receivables Balance per Obligor £500,000.00



Pool data II

Distribution by Discounted Receivables Balance	Total portfolio				Type of contract				Type of car				Customer type			
	Number of contracts	Percentage of contracts	Aggregate Discounted Receivables Balance	Percentage of Aggregate Discounted Receivables Balance	Hire Purchase		PCP		New vehicle		Used vehicle		Retail		Corporate	
					Number of contracts	Aggregate Discounted Receivables Balance	Number of contracts	Aggregate Discounted Receivables Balance	Number of contracts	Aggregate Discounted Receivables Balance	Number of contracts	Aggregate Discounted Receivables Balance	Number of contracts	Aggregate Discounted Receivables Balance	Number of contracts	Aggregate Discounted Receivables Balance
0 - 5,000	3,262	4.41%	£9,739,270.94	0.77%	2,592	£7,555,751.47	670	£2,183,519.47	302	£802,490.97	2,960	£8,936,779.97	3,111	£9,309,994.19	151	£429,276.75
5,001 - 10,000	13,144	17.77%	£104,515,691.50	8.28%	2,791	£20,340,012.59	10,353	£84,175,678.91	6,411	£52,971,317.23	6,733	£51,544,374.27	12,765	£101,585,251.19	379	£2,930,440.31
10,001 - 15,000	19,802	26.77%	£245,755,389.14	19.46%	1,442	£17,664,527.23	18,360	£228,090,861.91	12,848	£159,415,451.67	6,954	£86,339,937.47	19,343	£240,015,962.80	459	£5,739,426.34
15,001 - 20,000	14,720	19.90%	£255,436,603.03	20.23%	610	£10,430,718.90	14,110	£245,005,884.13	9,449	£164,032,923.20	5,271	£91,403,679.83	14,346	£248,961,179.64	374	£6,475,423.39
20,001 - 25,000	11,629	15.72%	£259,272,132.03	20.53%	246	£5,457,785.41	11,383	£253,814,346.62	8,318	£185,712,730.36	3,311	£73,559,401.67	11,374	£253,563,918.21	255	£5,708,213.82
25,001 - 30,000	5,814	7.86%	£157,737,866.55	12.49%	83	£2,248,100.03	5,731	£155,489,766.52	4,451	£120,902,739.77	1,363	£36,835,126.78	5,641	£153,042,504.11	173	£4,695,362.44
> 30,000	5,587	7.55%	£230,314,900.95	18.24%	124	£5,913,502.87	5,463	£224,401,398.08	4,512	£182,994,540.48	1,075	£47,320,360.47	5,364	£219,373,793.27	223	£10,941,107.68
<b>Total</b>	<b>73,958</b>	<b>100.00%</b>	<b>£1,262,771,854.14</b>	<b>100.00%</b>	<b>7,888</b>	<b>£69,610,398.50</b>	<b>66,070</b>	<b>£1,193,161,455.64</b>	<b>46,291</b>	<b>£866,832,193.68</b>	<b>27,667</b>	<b>£395,939,660.46</b>	<b>71,944</b>	<b>£1,225,852,603.41</b>	<b>2,014</b>	<b>£36,919,250.73</b>

Statistics	
Minimum Discounted Receivables Balance	£ -
Maximum Discounted Receivables Balance	£ 248,702.12
Average Discounted Receivables Balance	£ 17,074.18

Distribution by Original Balance	Total portfolio				Type of contract				Type of car				Customer type			
	Number of contracts	Percentage of contracts	Aggregate Discounted Receivables Balance	Percentage of Aggregate Discounted Receivables Balance	Hire Purchase		PCP		New vehicle		Used vehicle		Retail		Corporate	
					Number of contracts	Aggregate Discounted Receivables Balance	Number of contracts	Aggregate Discounted Receivables Balance	Number of contracts	Aggregate Discounted Receivables Balance	Number of contracts	Aggregate Discounted Receivables Balance	Number of contracts	Aggregate Discounted Receivables Balance	Number of contracts	Aggregate Discounted Receivables Balance
0 - 5,000	1,629	2.20%	£4,097,413.72	0.32%	1,494	£3,572,032.07	135	£525,381.65	53	£135,114.74	1,576	£3,962,298.98	1,571	£3,951,626.10	58	£145,787.62
5,001 - 10,000	8,848	11.96%	£59,325,221.41	4.70%	2,923	£16,717,417.43	5,925	£42,607,803.98	2,610	£18,327,792.41	6,238	£40,997,429.00	8,623	£58,018,560.21	225	£1,306,661.20
10,001 - 15,000	18,867	25.51%	£205,563,479.54	16.28%	1,771	£17,465,322.32	17,096	£188,098,157.22	11,530	£123,033,262.04	7,337	£82,530,217.50	18,473	£201,770,984.80	394	£3,792,494.74
15,001 - 20,000	15,646	21.16%	£240,322,082.71	19.03%	884	£12,481,195.49	14,762	£227,840,887.22	9,960	£148,490,946.02	5,686	£91,831,136.69	15,222	£234,360,534.33	424	£5,961,548.38
20,001 - 25,000	12,096	16.36%	£241,401,967.71	19.12%	399	£7,028,698.07	11,697	£234,373,269.64	8,292	£161,804,807.94	3,804	£79,597,159.77	11,783	£235,673,200.19	313	£5,728,767.52
25,001 - 30,000	7,897	10.68%	£190,102,667.36	15.05%	176	£3,688,479.11	7,721	£186,414,188.25	6,229	£147,752,229.46	1,668	£42,350,437.90	7,674	£185,052,117.44	223	£5,050,549.92
> 30,000	8,975	12.14%	£321,959,021.69	25.50%	241	£8,657,254.01	8,734	£313,301,767.68	7,617	£267,288,041.07	1,358	£54,670,980.62	8,598	£307,025,580.34	377	£14,933,441.35
<b>Total</b>	<b>73,958</b>	<b>100.00%</b>	<b>£1,262,771,854.14</b>	<b>100.00%</b>	<b>7,888</b>	<b>£69,610,398.50</b>	<b>66,070</b>	<b>£1,193,161,455.64</b>	<b>46,291</b>	<b>£866,832,193.68</b>	<b>27,667</b>	<b>£395,939,660.46</b>	<b>71,944</b>	<b>£1,225,852,603.41</b>	<b>2,014</b>	<b>£36,919,250.73</b>

Statistics	
Minimum Original Balance	£ 1,000.00
Maximum Original balance	£ 307,869.80
Average Original Balance	£ 19,468.48

**Pool data III**

Distribution by original term (months)	Total portfolio				Type of contract				Type of car				Customer type			
	Number of contracts	Percentage of contracts	Aggregate Discounted Receivables Balance	Percentage of Aggregate Discounted Receivables Balance	Hire Purchase		PCP		New vehicle		Used vehicle		Retail		Corporate	
					Number of contracts	Aggregate Discounted Receivables Balance	Number of contracts	Aggregate Discounted Receivables Balance	Number of contracts	Aggregate Discounted Receivables Balance	Number of contracts	Aggregate Discounted Receivables Balance	Number of contracts	Aggregate Discounted Receivables Balance	Number of contracts	Aggregate Discounted Receivables Balance
01-12	240	0.32%	£368,424.18	0.03%	236	£341,599.00	4	£26,825.18	23	£58,227.04	217	£310,197.14	209	£298,955.00	31	£69,469.18
13-24	2,100	2.84%	£19,894,555.56	1.58%	1,228	£4,824,895.05	872	£15,069,660.51	526	£9,697,872.27	1,574	£10,196,683.29	1,940	£18,380,851.03	160	£1,513,704.53
25-36	7,874	10.65%	£109,644,798.50	8.68%	1,974	£14,342,030.24	5,900	£95,302,768.26	3,977	£69,284,482.24	3,897	£40,360,316.26	7,346	£101,665,394.43	528	£7,979,404.07
37-48	18,092	24.46%	£277,602,973.34	21.98%	1,835	£18,791,185.46	16,257	£258,811,787.88	11,794	£194,350,059.60	6,298	£83,252,913.74	17,456	£265,511,944.37	636	£12,091,028.97
49-60	45,411	61.40%	£852,418,426.10	67.50%	2,374	£28,468,012.29	43,037	£823,950,413.81	29,963	£593,287,427.24	15,448	£259,130,998.86	44,757	£837,235,159.37	654	£15,183,266.73
61-72	241	0.33%	£2,842,676.46	0.23%	241	£2,842,676.46	-	-	8	£154,125.29	233	£2,688,551.17	236	£2,760,299.21	5	£82,377.25
>72	-	0.00%	-	0.00%	-	-	-	-	-	-	-	-	-	-	-	-
<b>Total</b>	<b>73,958</b>	<b>100.00%</b>	<b>£1,262,771,854.14</b>	<b>100.00%</b>	<b>7,888</b>	<b>£69,610,398.50</b>	<b>66,070</b>	<b>£1,193,161,455.64</b>	<b>46,291</b>	<b>£866,832,193.68</b>	<b>27,667</b>	<b>£395,939,660.46</b>	<b>71,944</b>	<b>£1,225,852,603.41</b>	<b>2,014</b>	<b>£36,919,250.73</b>

Statistics	
Minimum Original Term	11
Maximum Original Term	72
Weighted Average Original Term	46.54

Distribution by remaining term (months)	Total portfolio				Type of contract				Type of car				Customer type			
	Number of contracts	Percentage of contracts	Aggregate Discounted Receivables Balance	Percentage of Aggregate Discounted Receivables Balance	Hire Purchase		PCP		New vehicle		Used vehicle		Retail		Corporate	
					Number of contracts	Aggregate Discounted Receivables Balance	Number of contracts	Aggregate Discounted Receivables Balance	Number of contracts	Aggregate Discounted Receivables Balance	Number of contracts	Aggregate Discounted Receivables Balance	Number of contracts	Aggregate Discounted Receivables Balance	Number of contracts	Aggregate Discounted Receivables Balance
01-12	1,835	2.48%	£15,578,341.84	1.23%	1,003	£2,530,472.23	832	£13,047,869.61	573	£8,737,918.82	1,262	£6,840,423.02	1,710	£14,587,169.60	125	£991,172.24
13-24	8,044	10.88%	£106,928,258.07	8.47%	1,716	£10,357,336.06	6,328	£96,570,922.01	4,458	£71,336,965.46	3,586	£35,591,292.61	7,636	£101,288,843.70	408	£5,639,414.37
25-36	30,325	41.00%	£495,429,800.33	39.23%	1,946	£17,444,763.33	28,379	£477,985,037.00	20,023	£350,514,388.21	10,302	£144,915,412.12	29,617	£481,801,610.78	708	£13,628,189.55
37-48	32,641	44.13%	£630,346,858.02	49.92%	2,110	£24,789,231.00	30,531	£605,557,627.02	21,202	£435,489,868.21	11,439	£194,856,989.81	31,985	£615,632,651.26	656	£14,714,206.76
49-60	1,112	1.50%	£14,434,336.45	1.14%	1,112	£14,434,336.45	-	-	35	£753,052.98	1,077	£13,681,283.47	995	£12,488,068.64	117	£1,946,267.81
61-72	1	0.00%	£54,259.43	0.00%	1	£54,259.43	-	-	-	-	1	£54,259.43	1	£54,259.43	-	-
>72	-	0.00%	-	0.00%	-	-	-	-	-	-	-	-	-	-	-	-
<b>Total</b>	<b>73,958</b>	<b>100.00%</b>	<b>£1,262,771,854.14</b>	<b>100.00%</b>	<b>7,888</b>	<b>£69,610,398.50</b>	<b>66,070</b>	<b>£1,193,161,455.64</b>	<b>46,291</b>	<b>£866,832,193.68</b>	<b>27,667</b>	<b>£395,939,660.46</b>	<b>71,944</b>	<b>£1,225,852,603.41</b>	<b>2,014</b>	<b>£36,919,250.73</b>

Statistics	
Minimum Remaining Term	1
Maximum Remaining Term	70
Weighted Average Remaining Term	34.55

Distribution by seasoning (months)	Total portfolio				Type of contract				Type of car				Customer type			
	Number of contracts	Percentage of contracts	Aggregate Discounted Receivables Balance	Percentage of Aggregate Discounted Receivables Balance	Hire Purchase		PCP		New vehicle		Used vehicle		Retail		Corporate	
					Number of contracts	Aggregate Discounted Receivables Balance	Number of contracts	Aggregate Discounted Receivables Balance	Number of contracts	Aggregate Discounted Receivables Balance	Number of contracts	Aggregate Discounted Receivables Balance	Number of contracts	Aggregate Discounted Receivables Balance	Number of contracts	Aggregate Discounted Receivables Balance
01-12	46,022	62.23%	£825,159,290.38	65.35%	4,929	£46,433,494.27	41,093	£778,725,796.11	28,521	£561,536,122.80	17,501	£263,623,167.58	44,735	£799,769,527.70	1,287	£25,389,762.68
13-24	27,377	37.02%	£430,757,887.45	34.11%	2,902	£22,868,902.08	24,475	£407,888,985.37	17,374	£299,986,693.00	10,003	£130,771,194.45	26,661	£419,355,934.36	716	£11,401,953.09
25-36	534	0.72%	£6,639,474.22	0.53%	51	£283,774.56	483	£6,355,699.66	381	£5,161,135.41	153	£1,478,338.81	523	£6,511,939.26	11	£127,534.96
37-48	25	0.03%	£215,202.09	0.02%	6	£24,227.59	19	£190,974.50	15	£148,242.47	10	£66,959.62	25	£215,202.09	-	-
49-60	-	0.00%	-	0.00%	-	-	-	-	-	-	-	-	-	-	-	-
61-72	-	0.00%	-	0.00%	-	-	-	-	-	-	-	-	-	-	-	-
>72	-	0.00%	-	0.00%	-	-	-	-	-	-	-	-	-	-	-	-
<b>Total</b>	<b>73,958</b>	<b>100.00%</b>	<b>£1,262,771,854.14</b>	<b>100.00%</b>	<b>7,888</b>	<b>£69,610,398.50</b>	<b>66,070</b>	<b>£1,193,161,455.64</b>	<b>46,291</b>	<b>£866,832,193.68</b>	<b>27,667</b>	<b>£395,939,660.46</b>	<b>71,944</b>	<b>£1,225,852,603.41</b>	<b>2,014</b>	<b>£36,919,250.73</b>

Statistics	
Minimum seasoning	1
Maximum seasoning	48
Weighted Average Seasoning	11.92

Pool data IV

Distribution by brand	Total portfolio				Type of contract				Type of car				Customer type			
	Number of contracts	Percentage of contracts	Aggregate Discounted Receivables Balance	Percentage of Aggregate Discounted Receivables Balance	Hire Purchase		PCP		New vehicle		Used vehicle		Retail		Corporate	
					Number of contracts	Aggregate Discounted Receivables Balance	Number of contracts	Aggregate Discounted Receivables Balance	Number of contracts	Aggregate Discounted Receivables Balance	Number of contracts	Aggregate Discounted Receivables Balance	Number of contracts	Aggregate Discounted Receivables Balance	Number of contracts	Aggregate Discounted Receivables Balance
Audi	28,970	39.17%	£651,092,480.45	51.56%	1,737	£16,988,716.23	27,233	£634,103,764.22	18,404	£453,805,890.03	10,566	£197,286,590.42	28,531	£639,055,846.37	439	£12,036,634.08
Bentley	227	0.31%	£22,260,700.88	1.76%	22	£1,193,070.46	205	£21,067,630.42	121	£13,979,197.95	106	£8,281,502.93	203	£19,894,014.81	24	£2,366,686.07
Lamborghini	37	0.05%	£5,544,548.27	0.44%	7	£750,545.40	30	£4,794,002.87	15	£2,646,350.93	22	£2,898,197.34	34	£4,932,845.20	3	£611,703.07
Porsche	231	0.31%	£5,167,951.15	0.41%	231	£5,167,951.15	-	-	65	£1,748,589.73	166	£3,419,361.42	217	£4,865,250.21	14	£302,700.94
Seat	6,272	8.48%	£73,998,593.71	5.86%	781	£4,418,638.46	5,491	£69,579,955.25	4,329	£56,175,205.32	1,943	£17,823,388.39	6,256	£73,816,685.88	16	£181,907.83
Skoda	9,408	12.72%	£110,082,923.61	8.72%	1,056	£5,995,574.99	8,352	£104,087,348.62	6,621	£84,531,152.94	2,787	£25,551,770.67	9,327	£109,100,287.38	81	£982,636.23
Volkswagen	28,419	38.43%	£389,902,184.87	30.88%	3,798	£33,179,109.31	24,621	£356,723,075.56	16,606	£251,308,844.81	11,813	£138,593,340.06	26,998	£369,626,535.85	1,421	£20,275,649.02
Other brands	394	0.53%	£4,722,471.20	0.37%	256	£1,916,792.50	138	£2,805,678.70	130	£2,636,961.97	264	£2,085,509.23	378	£4,561,137.71	16	£161,333.49
<b>Total</b>	<b>73,958</b>	<b>100.00%</b>	<b>£1,262,771,854.14</b>	<b>100.00%</b>	<b>7,888</b>	<b>£69,610,398.50</b>	<b>66,070</b>	<b>£1,193,161,455.64</b>	<b>46,291</b>	<b>£866,832,193.68</b>	<b>27,667</b>	<b>£395,939,660.46</b>	<b>71,944</b>	<b>£1,225,852,603.41</b>	<b>2,014</b>	<b>£36,919,250.73</b>

Distribution by geographic region	Total portfolio				Type of contract				Type of car				Customer type			
	Number of contracts	Percentage of contracts	Aggregate Discounted Receivables Balance	Percentage of Aggregate Discounted Receivables Balance	Hire Purchase		PCP		New vehicle		Used vehicle		Retail		Corporate	
					Number of contracts	Aggregate Discounted Receivables Balance	Number of contracts	Aggregate Discounted Receivables Balance	Number of contracts	Aggregate Discounted Receivables Balance	Number of contracts	Aggregate Discounted Receivables Balance	Number of contracts	Aggregate Discounted Receivables Balance	Number of contracts	Aggregate Discounted Receivables Balance
North East England	3,740	5.06%	£59,238,642.85	4.69%	419	£3,592,010.15	3,321	£55,646,632.70	2,346	£40,803,421.29	1,394	£18,435,221.56	3,679	£57,997,745.36	61	£1,240,897.49
North West England	8,950	12.10%	£151,934,029.99	12.03%	804	£7,107,346.87	8,146	£144,826,683.12	5,660	£104,600,539.08	3,290	£47,333,490.91	8,762	£148,494,320.58	188	£3,439,709.41
Yorkshire & Humberside	6,862	9.28%	£112,921,000.16	8.94%	879	£7,854,752.97	5,983	£105,066,247.19	4,381	£77,427,545.40	2,481	£35,493,454.76	6,682	£109,776,085.40	180	£3,144,914.76
East Midlands	4,204	5.68%	£75,131,920.27	5.95%	491	£4,937,149.95	3,713	£70,194,770.32	2,616	£51,036,648.57	1,588	£24,095,271.70	4,046	£71,842,635.84	158	£3,289,284.43
West Midlands	7,312	9.89%	£121,662,124.26	9.63%	766	£6,509,423.68	6,546	£115,152,700.58	4,832	£87,347,347.52	2,480	£34,314,776.74	7,102	£118,065,803.95	210	£3,596,320.31
East of England	6,684	9.04%	£116,852,470.71	9.25%	682	£5,419,966.16	6,002	£111,432,504.55	4,069	£79,343,694.62	2,615	£37,508,776.09	6,508	£113,469,736.69	176	£3,382,734.02
London	2,838	3.84%	£55,982,077.88	4.43%	357	£3,848,195.08	2,481	£52,133,882.80	1,760	£38,453,202.67	1,078	£17,528,875.21	2,729	£53,724,819.00	109	£2,257,258.88
South East England	15,353	20.76%	£267,251,029.26	21.16%	1,640	£14,592,700.04	13,713	£252,658,329.22	9,537	£183,470,115.91	5,816	£83,780,913.35	14,894	£259,216,371.45	459	£8,034,657.81
South West England	6,558	8.87%	£108,350,982.92	8.58%	639	£5,401,462.12	5,919	£102,949,520.80	4,153	£75,191,650.97	2,405	£33,159,331.95	6,329	£104,110,825.84	229	£4,240,157.08
Wales	3,107	4.20%	£48,420,235.16	3.83%	390	£3,111,312.29	2,717	£45,308,922.87	1,950	£33,561,609.22	1,157	£14,858,625.94	3,038	£47,244,790.73	69	£1,175,444.43
Scotland	8,347	11.29%	£144,978,295.50	11.48%	820	£7,220,730.41	7,527	£137,757,565.09	4,985	£95,562,722.03	3,362	£49,415,573.47	8,172	£141,860,423.39	175	£3,117,872.11
<b>Total</b>	<b>73,958</b>	<b>100.00%</b>	<b>£1,262,771,854.14</b>	<b>100.00%</b>	<b>7,888</b>	<b>£69,610,398.50</b>	<b>66,070</b>	<b>£1,193,161,455.64</b>	<b>46,291</b>	<b>£866,832,193.68</b>	<b>27,667</b>	<b>£395,939,660.46</b>	<b>71,944</b>	<b>£1,225,852,603.41</b>	<b>2,014</b>	<b>£36,919,250.73</b>



Pool data VI

Contract Type	Total portfolio				Type of car				Customer type			
	Number of contracts	Percentage of contracts	Aggregate Discounted Receivables Balance	Percentage of Aggregate Discounted Receivables Balance	New vehicle		Used vehicle		Retail		Corporate	
					Number of contracts	Aggregate Discounted Receivables Balance	Number of contracts	Aggregate Discounted Receivables Balance	Number of contracts	Aggregate Discounted Receivables Balance	Number of contracts	Aggregate Discounted Receivables Balance
Hire Purchase	7,888	10.67%	£69,610,398.50	5.51%	810	£11,551,012.35	7,078	£58,059,386.15	6,674	£53,925,771.17	1,214	£15,684,627.33
PCP	66,070	89.33%	£1,193,161,455.64	94.49%	45,481	£855,281,181.33	20,589	£337,880,274.31	65,270	£1,171,926,832.24	800	£21,234,623.40
<b>Total</b>	<b>73,958</b>	<b>100.00%</b>	<b>£1,262,771,854.14</b>	<b>100.00%</b>	<b>46,291</b>	<b>£866,832,193.68</b>	<b>27,667</b>	<b>£395,939,660.46</b>	<b>71,944</b>	<b>£1,225,852,603.41</b>	<b>2,014</b>	<b>£36,919,250.73</b>

Type of car	Total portfolio				Customer type			
	Number of contracts	Percentage of contracts	Aggregate Discounted Receivables Balance	Percentage of Aggregate Discounted Receivables Balance	Retail		Corporate	
					Number of contracts	Aggregate Discounted Receivables Balance	Number of contracts	Aggregate Discounted Receivables Balance
New	46,291	62.59%	£866,832,193.68	68.65%	45,272	£844,962,255.68	1,019	£21,869,938.00
Used	27,667	37.41%	£395,939,660.46	31.35%	26,672	£380,890,347.73	995	£15,049,312.73
<b>Total</b>	<b>73,958</b>	<b>100.00%</b>	<b>£1,262,771,854.14</b>	<b>100.00%</b>	<b>71,944</b>	<b>£1,225,852,603.41</b>	<b>2,014</b>	<b>£36,919,250.73</b>

Customer Type	Total portfolio			
	Number of contracts	Percentage of contracts	Aggregate Discounted Receivables Balance	Percentage of Aggregate Discounted Receivables Balance
Corporate	2,014	2.72%	£36,919,250.73	2.92%
<b>Total</b>	<b>73,958</b>	<b>100.00%</b>	<b>£1,262,771,854.14</b>	<b>100.00%</b>

Motor type

Distribution by motor type	Total Portfolio				Type of contract				Type of car				Customer type			
	Number of Contracts	Percentage of Contracts	Aggregate Discounted Receivables Balance	Percentage of Aggregate Discounted Receivables Balance	Hire Purchase		PCP		New vehicle		Used vehicle		Retail		Corporate	
					Number of contracts	Aggregate Discounted Receivables Balance	Number of contracts	Aggregate Discounted Receivables Balance	Number of contracts	Aggregate Discounted Receivables Balance	Number of contracts	Aggregate Discounted Receivables Balance	Number of contracts	Aggregate Discounted Receivables Balance	Number of contracts	Aggregate Discounted Receivables Balance
EA 189 (unfixed)	81	0.11%	£550,942.41	0.04%	59	£318,562.53	22	£232,379.88	1	£17,493.60	80	£533,448.81	79	£533,408.70	2	£17,533.71
Other	73,877	99.89%	£1,262,220,911.73	99.96%	7,829	£69,291,835.97	66,048	£1,192,929,075.76	46,290	£866,814,700.08	27,587	£395,406,211.65	71,865	£1,225,319,194.71	2,012	£36,901,717.02
<b>Total</b>	<b>73,958</b>	<b>100.00%</b>	<b>£1,262,771,854.14</b>	<b>100.00%</b>	<b>7,888</b>	<b>£69,610,398.50</b>	<b>66,070</b>	<b>£1,193,161,455.64</b>	<b>46,291</b>	<b>£866,832,193.68</b>	<b>27,667</b>	<b>£395,939,660.46</b>	<b>71,944</b>	<b>£1,225,852,603.41</b>	<b>2,014</b>	<b>£36,919,250.73</b>

Pool data VII

Interest rate paid by Obligor	Total portfolio				Type of contract				Type of car				Customer type			
	Number of contracts	Percentage of contracts	Aggregate Discounted Receivables Balance	Percentage of Aggregate Discounted Receivables Balance	Hire Purchase		PCP		New vehicle		Used vehicle		Retail		Corporate	
					Number of contracts	Aggregate Discounted Receivables Balance	Number of contracts	Aggregate Discounted Receivables Balance	Number of contracts	Aggregate Discounted Receivables Balance	Number of contracts	Aggregate Discounted Receivables Balance	Number of contracts	Aggregate Discounted Receivables Balance	Number of contracts	Aggregate Discounted Receivables Balance
<= 0.49%	1,811	2.45%	£19,342,697.08	1.53%	138	£834,222.41	1,673	£18,508,474.67	1,731	£19,014,602.86	80	£328,094.22	1,770	£18,884,182.87	41	£458,514.21
0.50% - 0.99%	6	0.01%	£29,628.97	0.00%	4	£13,043.97	2	£16,585.00	2	£16,585.00	4	£13,043.97	5	£28,887.77	1	£741.20
1.00% - 1.49%	5	0.01%	£51,211.00	0.00%	4	£26,182.83	1	£25,028.17	3	£39,953.22	2	£11,257.78	4	£42,529.24	1	£8,681.76
1.50% - 1.99%	1	0.00%	£11,856.43	0.00%	-	-	1	£11,856.43	1	£11,856.43	-	-	1	£11,856.43	-	-
2.00% - 2.49%	28	0.04%	£901,704.68	0.07%	4	£36,856.71	24	£864,847.97	24	£855,650.57	4	£46,054.11	28	£901,704.68	-	-
2.50% - 2.99%	5	0.01%	£35,930.27	0.00%	3	£23,316.25	2	£12,614.02	-	-	5	£35,930.27	4	£26,347.50	1	£9,582.77
3.00% - 3.49%	3,546	4.79%	£44,315,703.26	3.51%	6	£86,694.96	3,540	£44,229,008.30	3,540	£44,272,230.52	6	£43,472.74	3,519	£43,754,311.93	27	£561,391.33
3.50% - 3.99%	188	0.25%	£5,674,356.60	0.45%	6	£25,910.22	182	£5,648,446.38	181	£5,626,364.10	7	£47,992.50	183	£5,515,593.66	5	£158,762.94
4.00% - 4.49%	2,076	2.81%	£50,971,394.59	4.04%	45	£380,264.97	2,031	£50,591,129.62	2,034	£50,638,068.72	42	£333,325.87	2,019	£49,557,044.98	57	£1,414,349.61
4.50% - 4.99%	2,224	3.01%	£55,277,524.02	4.38%	61	£835,369.58	2,163	£54,442,154.44	2,212	£55,187,389.25	12	£90,134.77	2,119	£52,920,948.41	105	£2,356,575.61
5.00% - 5.49%	10,853	14.67%	£221,986,658.75	17.58%	331	£4,534,328.10	10,522	£217,452,330.65	10,804	£221,442,439.04	49	£544,219.71	10,360	£212,770,595.38	493	£9,216,063.37
5.50% - 5.99%	3,101	4.19%	£72,271,070.79	5.72%	22	£339,397.59	3,079	£71,931,673.20	3,075	£71,940,745.03	26	£330,325.76	3,056	£71,155,421.16	45	£1,115,649.63
6.00% - 6.49%	19,514	26.39%	£337,552,661.34	26.73%	154	£2,547,440.81	19,360	£335,005,220.53	16,036	£274,964,399.85	3,478	£62,588,261.49	19,317	£332,387,259.61	197	£5,165,401.73
6.50% - 6.99%	5,999	8.11%	£111,419,792.06	8.82%	27	£458,938.52	5,972	£110,960,853.54	5,879	£109,125,490.78	120	£2,294,301.28	5,931	£109,528,545.19	68	£1,891,246.87
7.00% - 7.49%	6,926	9.36%	£104,916,218.21	8.31%	129	£2,228,454.27	6,797	£102,687,763.94	389	£5,461,415.37	6,537	£99,454,802.84	6,824	£102,348,134.52	102	£2,568,083.69
7.50% - 7.99%	1,510	2.04%	£22,300,494.22	1.77%	783	£8,145,543.16	727	£14,154,951.06	41	£1,094,494.41	1,469	£21,205,999.81	1,350	£19,640,181.57	160	£2,660,312.65
8.00% - 8.49%	1,745	2.36%	£19,927,835.78	1.58%	1,391	£11,930,988.98	354	£7,996,846.80	35	£780,637.50	1,710	£19,147,198.28	1,461	£16,669,694.64	284	£3,258,141.14
8.50% - 8.99%	1,032	1.40%	£12,543,121.61	0.99%	642	£4,895,398.76	390	£7,647,722.85	51	£942,099.52	981	£11,601,022.09	974	£11,759,068.31	58	£784,053.30
9.00% - 9.49%	1,167	1.58%	£16,819,262.65	1.33%	536	£3,849,396.05	631	£12,969,866.60	33	£1,648,416.37	1,134	£15,170,846.28	1,134	£16,055,512.87	33	£763,749.78
9.50% - 9.99%	2,171	2.94%	£30,782,902.66	2.44%	757	£6,849,624.00	1,414	£23,933,278.66	91	£1,911,102.65	2,080	£28,871,800.01	2,059	£29,325,589.40	112	£1,457,313.26
>= 10.00%	10,050	13.59%	£135,639,829.17	10.74%	2,845	£21,569,026.36	7,205	£114,070,802.81	129	£1,858,252.49	9,921	£133,781,576.68	9,826	£132,569,193.29	224	£3,070,635.88
<b>Total</b>	<b>73,958</b>	<b>100.00%</b>	<b>£1,262,771,854.14</b>	<b>100.00%</b>	<b>7,888</b>	<b>£69,610,398.50</b>	<b>66,070</b>	<b>£1,193,161,455.64</b>	<b>46,291</b>	<b>£866,832,193.68</b>	<b>27,667</b>	<b>£395,939,660.46</b>	<b>71,944</b>	<b>£1,225,852,603.41</b>	<b>2,014</b>	<b>£36,919,250.73</b>

Statistics	
Minimum Interest rate	0.00%
Maximum Interest rate	14.97%
Weighted Average Interest rate	6.06%

Pool data VIII

Distribution by Down Payment	Total portfolio					Type of contract						Type of car						Customer type								
	Number of contracts	Percentage of contracts	Aggregate Discounted Receivables Balance	Percentage of Aggregate Discounted Receivables Balance	Down Payment / Purchase Price in %	Hire Purchase			PCP			New vehicle			Used vehicle			Retail			Corporate					
						Number of contracts	Aggregate Discounted Receivables Balance	Down Payment / Purchase Price in %	Number of contracts	Aggregate Discounted Receivables Balance	Down Payment / Purchase Price in %	Number of contracts	Aggregate Discounted Receivables Balance	Down Payment / Purchase Price in %	Number of contracts	Aggregate Discounted Receivables Balance	Down Payment / Purchase Price in %	Number of contracts	Aggregate Discounted Receivables Balance	Down Payment / Purchase Price in %	Number of contracts	Aggregate Discounted Receivables Balance	Down Payment / Purchase Price in %	Number of contracts	Aggregate Discounted Receivables Balance	Down Payment / Purchase Price in %
No Down Payment	3,138	4.24%	£39,724,833.04	3.15%	0.00%	1,126	£8,202,807.06	0.00%	2,012	£31,522,025.98	0.00%	304	£5,469,571.21	0.00%	2,834	£34,255,261.83	0.00%	3,054	£38,510,209.04	0.00%	84	£1,214,624.00	0.00%			
<= 1,000	14,312	19.35%	£226,873,061.88	17.97%	2.66%	1,050	£9,412,633.59	4.68%	13,262	£217,460,428.29	2.57%	6,904	£124,074,013.79	2.39%	7,408	£102,799,048.09	3.00%	14,162	£223,986,485.65	2.66%	150	£2,886,576.23	2.54%			
1,001 - 2,000	12,220	16.52%	£187,425,870.32	14.84%	8.23%	648	£5,701,000.62	13.40%	11,572	£181,724,869.70	8.05%	8,004	£127,525,663.95	7.78%	4,216	£59,900,206.37	9.24%	12,081	£184,923,307.96	8.24%	139	£2,502,562.36	7.27%			
2,001 - 3,000	10,968	14.83%	£167,756,753.57	13.28%	12.67%	600	£5,159,942.46	19.71%	10,368	£162,596,811.11	12.41%	7,608	£119,479,825.93	12.12%	3,360	£48,276,927.64	14.11%	10,791	£164,976,742.34	12.68%	177	£2,780,011.23	12.35%			
3,001 - 4,000	8,087	10.93%	£129,588,320.87	10.26%	16.18%	584	£4,938,174.17	24.90%	7,503	£124,650,146.70	15.75%	5,737	£95,472,369.88	15.41%	2,350	£34,115,950.99	18.40%	7,903	£126,610,768.28	16.20%	184	£2,977,552.59	15.24%			
4,001 - 5,000	6,337	8.57%	£110,669,775.36	8.76%	18.62%	515	£4,688,515.90	28.83%	5,822	£105,981,259.46	18.04%	4,471	£81,571,834.07	17.66%	1,866	£29,097,941.29	21.37%	6,143	£106,965,180.63	18.69%	194	£3,704,594.73	16.80%			
5,001 - 6,000	4,251	5.75%	£79,512,255.84	6.30%	20.57%	430	£3,702,555.73	33.59%	3,821	£75,809,700.11	19.70%	3,065	£61,931,278.41	19.13%	1,186	£17,580,977.43	25.52%	4,113	£77,021,662.43	20.59%	138	£2,490,593.41	20.02%			
6,001 - 7,000	3,330	4.50%	£65,872,753.85	5.22%	22.35%	337	£3,063,017.66	35.60%	2,993	£62,809,736.19	21.44%	2,489	£52,741,218.25	21.01%	841	£13,131,535.60	27.54%	3,194	£63,216,399.27	22.40%	136	£2,656,354.58	21.35%			
7,001 - 8,000	2,390	3.23%	£47,907,003.75	3.79%	24.66%	305	£2,522,930.72	40.97%	2,085	£45,384,073.03	23.30%	1,737	£38,229,924.35	22.73%	653	£9,677,079.40	31.80%	2,284	£45,781,156.65	24.72%	106	£2,125,847.10	23.46%			
8,001 - 9,000	1,768	2.39%	£36,481,446.92	2.89%	26.52%	235	£1,858,450.96	44.09%	1,533	£34,622,995.96	24.99%	1,324	£29,847,275.89	24.73%	444	£6,634,171.03	33.79%	1,690	£35,007,055.78	26.51%	78	£1,474,391.14	26.94%			
9,001 - 10,000	1,648	2.23%	£34,756,506.36	2.75%	28.43%	333	£2,850,494.87	44.93%	1,315	£31,906,011.49	25.99%	1,123	£27,021,465.62	25.78%	525	£7,735,040.74	36.38%	1,547	£33,126,017.66	28.24%	101	£1,630,488.70	31.66%			
10,001 - 11,000	1,010	1.37%	£21,255,350.41	1.68%	30.21%	221	£1,911,221.16	47.11%	789	£19,344,129.25	27.44%	708	£16,943,514.45	27.54%	302	£4,311,835.96	39.10%	922	£19,619,951.07	30.17%	88	£1,635,399.34	30.65%			
11,001 - 12,000	768	1.04%	£17,043,569.41	1.35%	30.87%	190	£1,600,531.44	49.43%	578	£15,443,037.97	27.46%	517	£14,060,420.14	26.86%	251	£2,983,149.27	44.52%	708	£15,995,382.95	30.65%	60	£1,048,186.46	33.70%			
12,001 - 13,000	598	0.81%	£13,114,646.28	1.04%	33.12%	154	£1,236,165.61	53.36%	444	£11,878,480.67	29.27%	380	£10,318,417.32	28.66%	218	£2,796,228.96	45.42%	558	£12,429,049.76	32.86%	40	£685,596.52	37.15%			
13,001 - 14,000	475	0.64%	£10,162,702.43	0.80%	35.48%	133	£1,055,716.84	55.38%	342	£9,106,985.59	31.10%	305	£8,080,633.66	30.83%	170	£2,082,068.77	48.48%	435	£9,476,557.30	35.17%	40	£686,145.13	39.14%			
14,001 - 15,000	425	0.57%	£9,356,154.13	0.74%	36.28%	127	£1,170,667.02	52.96%	298	£8,185,487.11	31.98%	257	£6,585,087.21	33.07%	168	£2,771,066.92	42.59%	377	£8,438,713.46	36.10%	48	£917,440.67	37.82%			
> 15,000	2,233	3.02%	£65,270,849.72	5.17%	43.23%	900	£10,535,572.69	62.12%	1,333	£54,735,277.03	35.35%	1,358	£47,479,679.55	39.32%	875	£17,791,170.17	51.42%	1,982	£59,767,963.18	42.84%	251	£5,502,886.54	46.89%			
<b>Total</b>	<b>73,958</b>	<b>100.00%</b>	<b>£1,262,771,854.14</b>	<b>100.00%</b>	<b>17.36%</b>	<b>7,888</b>	<b>£69,610,398.50</b>	<b>37.51%</b>	<b>66,070</b>	<b>£1,193,161,455.64</b>	<b>15.54%</b>	<b>46,291</b>	<b>£866,832,193.68</b>	<b>16.98%</b>	<b>27,667</b>	<b>£395,939,660.46</b>	<b>18.24%</b>	<b>71,944</b>	<b>£1,225,852,603.41</b>	<b>17.05%</b>	<b>2,014</b>	<b>£36,919,250.73</b>	<b>25.95%</b>			

Statistics	
Minimum Down Payment	-
Maximum Down Payment	£279,161.30
Average Down Payment (Customers who made a Down Payment)	£4,271.62
Average Down Payment (Total)	£4,090.38





**Specific Supplementary UK Information**

<b>Event Detailed Calculations</b>			
Payment Date	28/08/2018	25/09/2018	25/10/2018
Period Number	5	6	7
Aggregate Discounted Receivables Balance	£1,258,866,475.93	£1,260,845,255.73	£1,262,771,854.14
<b>Charged-Off Amount in the Monthly Period</b>			
Loss on disposal of asset	£49,642.74	£28,321.27	£26,892.70
Net write-off	(£7,059.24)	(£2,250.18)	(£2,525.89)
PCP return balance	-	-	-
PCP Recoveries	-	-	-
PCP Return (Profit) / Losses	-	-	-
Gross losses	£35,524.26	£23,820.91	£26,892.70
Recoveries	(£7,059.24)	(£2,250.18)	(£2,525.89)
Total Charged-Off Amount in the Monthly Period	£42,583.50	£26,071.09	£24,366.81
<b>Dynamic net loss ratio (%)</b>	<b>0.0034%</b>	<b>0.0021%</b>	<b>0.0019%</b>
Total Charged-Off Amount in the Monthly Period	£42,583.50	£26,071.09	£24,366.81
Cumulative Charged-Off Amount	£78,424.20	£104,495.29	£128,862.10
Aggregate Discounted Receivables Balance at Initial Cut-Off Date plus Additional Receivables	£1,362,448,055.17	£1,390,871,639.01	£1,420,799,061.07
Additional Receivables	£28,423,583.84	£29,927,422.06	£31,442,899.90
<b>Cumulative Net Loss Ratio</b>	<b>0.0058%</b>	<b>0.0075%</b>	<b>0.0091%</b>

<b>Pool Performance Event Data</b>				
Payment Date	28/08/2018	25/09/2018	25/10/2018	
Period Number	5	6	7	
Aggregate Discounted Receivables Balance				
Early Settlements	HP New	£256,276.99	£235,943.45	£168,422.82
Early Settlements	HP Used	£893,025.64	£903,329.94	£775,018.65
Early Settlements	PCP New	£5,214,205.33	£5,867,408.45	£6,855,021.13
Early Settlements	PCP Used	£3,723,574.43	£3,873,703.47	£4,869,778.26
<b>Early Settlements</b>	<b>Total</b>	<b>£10,087,082.39</b>	<b>£10,880,385.31</b>	<b>£12,668,240.86</b>
Aggregate Discounted Receivables Balance				
Hostile terminations	HP New	-	-	-
Hostile terminations	HP Used	£12,486.59	£21,290.92	£9,541.53
Hostile terminations	PCP New	£15,475.85	£194,679.48	£348,607.12
Hostile terminations	PCP Used	-	£166,220.38	£151,036.86
<b>Hostile terminations</b>	<b>Total</b>	<b>£27,962.44</b>	<b>£382,190.78</b>	<b>£509,185.51</b>
Aggregate Discounted Receivables Balance				
Voluntary terminations	HP New	-	-	-
Voluntary terminations	HP Used	£9,746.85	-	-
Voluntary terminations	PCP New	£28,418.00	£16,905.69	£78,189.35
Voluntary terminations	PCP Used	£24,526.68	£29,252.99	£37,257.34
<b>Voluntary terminations</b>	<b>Total</b>	<b>£62,691.53</b>	<b>£46,158.68</b>	<b>£115,446.69</b>
Value of Terminated Receivables excluding RV Events in the Monthly Period		£90,653.97	£428,349.46	£624,632.20
Recoveries on Terminated Receivables excluding RV Events in the Monthly Period		£99,029.96	£66,850.75	£60,922.46

<b>Pool Concentration</b>			
	Limit	30/09/2018	
Used Vehicles as a percentage of Aggregate Discounted Receivables Balance	50%	31.35%	
Non-VW Brand passenger cars and light commercial vehicles as a percentage of Aggregate Discounted Receivables Balance	10%	2.92%	
Maximum Discounted Receivables Balance per Obligor	£500,000.00	£408,572.44	

<b>Regulatory Information</b>	
For information relating to Bank of England and ECB Eligibility, please contact VWFS AG website	