

**Deal Name:** Private Driver 2011-1

**Issuer:** Private Driver 2011-1 GmbH  
Steinweg 3-5  
60313 Frankfurt am Main  
Federal Republic of Germany  
fax +49 (0) 69/ 2992-5387

**Seller of the Receivables:** Volkswagen Bank GmbH

**Servicer Name:** Volkswagen Bank GmbH

**Reporting Entity:** Volkswagen Bank GmbH  
ABS Operations  
Dep. F-RWABO  
Gifhorner Straße 57  
38112 Braunschweig  
Federal Republic of Germany

**Contact:** phone +49 (0) 531 212 84952  
fax: +49 (0) 531/ 212 784932  
ABSOperations@VWFS.com

**Administrator:** Wilmington Trust SP Services (Frankfurt) GmbH  
Steinweg 3-5  
60313 Frankfurt am Main  
Federal Republic of Germany  
fax +49 (0) 69/ 2992-5387

Page	Tables of Contents
2	Contents
3	Deal Overview
4	Deal Overview: Counterparties I.
5	Deal Overview: Counterparties II.
6	Information regarding the Notes I.
7	Information regarding the Notes II.
8	Credit Enhancement
9	Swap/ Waterfall
10	Run Out Schedule
11	Amortisation Notes
12	Write-Offs/ Performance Trigger
13	Deposits - Potential Set Off Risk
14	Information on the retention of net economic interest
15	Overview Outstanding Contracts
16	Delinquent Contracts
17	Defaulted Contracts
18	Poolinformation I. - Make: New and Used Cars
19	Poolinformation II. - Down Payments, Customer Type and Type of Payment
20	Poolinformation III. - Obligor Concentration
21	Poolinformation IV. - Distribution by Outstanding Discounted Balance and Original Principal Balance
22	Poolinformation V. - Interest Rate paid by the Receivable Debtor
23	Poolinformation VI. - Distribution by Original Term, Remaining Term and Seasoning
24	Poolinformation VII. - Credit Type and Type of Car
25	Poolinformation VIII. - Distribution by Vehicle Makes and Models
26	Poolinformation IX. - Geographic Distribution
27	Glossary

**Deal Overview**

<b>Cut Off Date:</b>	30.06.2011			
<b>Issue Date:</b>	28.07.2011	<b>Legal Maturity Date:</b>	July 2017	
<b>Reporting Period:</b>	Sep 11			
<b>Reporting Date:</b>	16.10.2011	16th of each month (for previous month)		
<b>Reporting Frequency:</b>	monthly			
<b>Period No.:</b>	3			
<b>Payment Date:</b>	21.10.2011	21st of each month (for previous month)		
<b>Next payment Date:</b>	21.11.2011			
<b>Asset Collection Period:</b>	01.09.2011	until	30.09.11	
<b>Interest Accrual Period:</b>	21.09.2011	until	20.10.11	<b>Days accrued:</b> 30
<b>Note Payment Period:</b>	21.09.2011	until	20.10.11	
<b>Poolinformation at Pool Cut</b>				
	<b>Number of Contracts</b>	<b>Outstanding Discounted Principal Balance</b>	<b>Outstanding Nominal Balance</b>	
Outstanding Pool	56.929	706.536.532,28 €	760.700.083,96 €	
Repurchased Loan Contracts	-	- €	- €	
(cumulative since Cut Off Date)	-	- €	- €	
<b>Credit Type</b>	<b>Percentage of Loans (%)</b>	<b>Outstanding Discounted Principal Balance</b>	<b>Percentage of Balance (%)</b>	
Balloon	73,97%	580.833.295,57 €	82,21%	
Equal-Installment Loan	26,03%	125.703.236,71 €	17,79%	
<b>Total</b>	<b>100,00%</b>	<b>706.536.532,28 €</b>	<b>100,00%</b>	
<b>Type of Car</b>	<b>Percentage of Loans (%)</b>	<b>Outstanding Discounted Principal Balance</b>	<b>Percentage of Balance (%)</b>	
New	57,92%	465.439.488,07 €	65,88%	
Used	42,08%	241.097.044,21 €	34,12%	
<b>Total</b>	<b>100,00%</b>	<b>706.536.532,28 €</b>	<b>100,00%</b>	

Deal Overview: Counterparties I.

	Name	Rating																	
		Moody's			Fitch			S & P											
		Long Term	Short Term	Outlook	Long Term	Short Term	Outlook	Long Term	Short Term	Outlook									
<b>Joint Lead Managers:</b>	<b>BNP Paribas, London Branch</b> 10 Harewood Avenue London NW1 6AA United Kingdom																		
	<b>Mizuho International plc</b> Bracken House One Friday Street London EC4M 9JA United Kingdom																		
<b>Accounts:</b> Cash Collateral Distribution Monthly Collateral	<b>BNP Paribas Securities Services</b> Luxembourg Branch 33, rue de Gasperich Luxembourg	Aa2	P-1	under Review	AA-	F1+	Stable	AA	A-1+	Negative									
	<b>BNP Paribas Securities Services</b> Luxembourg Branch 33, rue de Gasperich L-5826 Hesperange Luxembourg	Aa2	P-1	under Review	AA-	F1+	Stable	AA	A-1+	Negative									
<b>Paying Agent</b> <b>Interest Determination Agent</b> <b>Calculation Agent</b>	<b>BNP Paribas Securities Services</b> Luxembourg Branch 33, rue de Gasperich L-5826 Hesperange Luxembourg																		
	<b>Mizuho Corporate Bank Ltd.</b> River Plate House London EC2M 7DH United Kingdom	A1	P-1	under Review	A	F1	Stable	A+	A-1	Stable									

\* Ratings updated on 04/10/2011

**Deal Overview: Counterparties II.**

<b>Security Trustee:</b>	<b>Wilmington Trust (London) Ltd.</b> Third Floor 1 King's Arms Yard London EC2R 7AF United Kingdom
<b>Data Protection Trustee:</b>	<b>Wilmington Trust SP Services (Luxemburg) S.A.</b> 52-54 Avenue du X Septembre L-2550 Luxembourg Luxembourg
<b>Rating Agencies:</b>	<p><b>Fitch Deutschland GmbH</b> Attn.: Structured Finance Surveillance Taunusanlage 17 D-60325 Frankfurt am Main Federal Republic of Germany <a href="http://absurveillance">absurveillance</a></p> <p><b>Moody's Deutschland GmbH</b> Attn.: Monitoring An der Welle 5 60322 Frankfurt/Main Federal Republic of Germany <a href="mailto:monitor.abs@moodys.com">monitor.abs@moodys.com</a></p> <p><b>Standard &amp; Poor's Rating Agency</b> Attn.: Structured Finance Surveillance Department Neue Mainer Straße 52 60311 Frankfurt am Main Federal Republic of Germany <a href="mailto:ABSEuropeansurveillance@standardandpoors.com">ABSEuropeansurveillance@standardandpoors.com</a></p>
<b>Administrator:</b>	<b>Wilmington Trust SP Services (Frankfurt) GmbH</b> Steinweg 3-5 60313 Frankfurt am Main Federal Republic of Germany <a href="tel:+4906929925387">fax +49 (0) 69/ 2992-5387</a>

**Rating of Volkswagen Bank GmbH and Volkswagen AG**

		Rating								
		Moody's			Fitch			S & P		
		Short Term	Long Term	Outlook	Short Term	Long Term	Outlook	Short Term	Long Term	Outlook
<b>Volkswagen Bank GmbH</b>		A3	P-2	Positive	n.a.	n.a.	n.a.	A-	A-2	Stable
<b>Volkswagen AG</b>		A3	P-2	Positive	A-	F2	Stable	A-	A-2	Stable

\* Ratings updated on 04/10/2011

**Rating Related Triggers**

<b>Future Rating Triggers:</b>	
<b>VAT-Risk Rating Trigger in effect?</b>	Fitch informs VW Bank that its short-term rating would no longer equal at least F3. This will trigger an increase of the Cash Collateral Account with an amount equal to 0.323% of the Aggregate Discounted Principal Balance at payment date, which is exclusively reserved to cover any VAT burden in case a replacement servicer is appointed.
	<b>No</b>
<b>Set Off Risk Rating Trigger in effect?</b>	A Set-Off Risk Reserve shall be deposited in the Cash Collateral Account if
	(i) deposits by borrowers are greater than 1% of the Aggregate Discounted Principal Balance and
	(ii) (a) VW Bank is (deemed to be) rated lower than BBB- by Fitch,
	(b) VW Bank is (deemed to be) rated lower than Baa3 by Moody's, and/or
	(c) VW Bank is (deemed to be) rated lower than BBB by S&P
	with a short term rating from S&P lower than A-2, or if VW Bank is not subject to a short term rating by S&P VW Bank is (deemed to be) rated lower than BBB+.
	<b>No</b>

**Information regarding the Notes I.**

<u>Rating Details:</u>	<u>Class A</u>	<u>Class B</u>
<b>Rating at Issue Date</b>		
Fitch	AAA	A+
Moody's	Aaa	A1
Standard & Poor's	AAA	A+
<b>Current Rating</b>		
Fitch	AAA	A+
Moody's	Aaa	A1
Standard & Poor's	AAA	A+
<b>Information on Notes</b>		
Original Maturity Date:	Jul 2017	Jul 2017
Original Repayment Date:	Jul 2016	Jul 2016
ISIN:	XS0643353591	XS0643353757
Common Code:	064335359	064335375
Nominal Amount:	100,000	100,000
<b>Information on Interest</b>		
Spread/Margin:	60 bps.	130 bps.
Index Rate:	1-Month Euribor	1-Month Euribor
Fixed/ Floating:	floating	floating
Current Coupon:	1-M-Euribor + 60 bps.	1-M-Euribor + 130 bps.
Day Count Convention	actual/ 360	actual/ 360
<b>Clean-Up Call</b>		
<p>VW Bank will have the right at its option to exercise a clean-up call and to repurchase the Loan Receivables from Private Driver 2011-1 at any time when the sum of the Discounted Principal Balance for all loan contracts is less than 9% of the sum of the Discounted Principal Balance for all Loan contracts as of the Cut Off Date, provided that all payment obligations under the Notes will be thereby fulfilled.</p>		

**Information regarding the Notes II.**

<b>Monthly Period:</b>	Sep 11	
<b>Payment Date:</b>	21.10.2011	
<b>Interest Accrual Period (from/until):</b>	21.09.2011	20.10.2011
<b>Days Accrued:</b>	30	
<b>Base Interest Rate (1-Month Euribor):</b>	1,3470%	
<b>Currency:</b>	EUR	
<b>Day Count Convention:</b>	ACT/360	

<u>Interest Payments</u>		<u>Class A</u>	<u>Class B</u>
Total Interests Amount of the Reporting Period	-	464.430,00 €	- 50.733,40 €
Paid interest:	-	464.430,00 €	- 50.733,40 €
<u>Unpaid Interest:</u>			
Unpaid interest of the Reporting Period:		- €	- €
Cumulative unpaid interest:		- €	- €

<u>Note Balance</u>		<u>Class A</u>	<u>Class B</u>
Note Balance (Cut Off Date):		300.000.000,00 €	23.000.000,00 €
Note Balance (Beginning of Period):		286.234.710,00 €	23.000.000,00 €
Unallocated Redemption	21,02 €		
Amount from Previous Period			
Available Redemption Amount	15.319.181,94 €		
Reporting Period			
Total Available Redemption	15.319.202,96 €		
Amount			
Redemption Amount per Class		-7.070.400,00 €	0,00 €
Unallocated Redemption Amount from current Period		1,38 €	0,00 €
Note Balance (End of Period):		<u>279.164.310,00 €</u>	<u>23.000.000,00 €</u>

<u>Payments to Investors - Per Euro 100.000,- Denomination</u>		<u>Class A</u>	<u>Class B</u>
Interest (1-M-Euribor + 0,6% Class A/ + 1,30% Class B)		-154,81 €	-220,58 €
Principal Repayment by Note:		-2.356,80 €	0,00 €
Note Factor:		0,930548	1,000000

<u>Overcollateralisation</u>		<u>Class A/ Schuldschein</u>	<u>Class B</u>
Initial OC Percentage at Poolcut		9,2000%	5,9500%
Current OC Percentage		8,6552%	5,1818%
Target OC Percentage		11,0000%	7,0000%

**Credit Enhancement****Credit Enhancement as of Cut Off Date**

	% of Aggregate Discounted Principal Balance	Value
Class B Note*	3,26%	23.000.000,00 €
Subordinated Loan	4,25%	30.003.532,28 €
Overcollateralization	0,50%	3.533.000,00 €
Cash Collateral Account	1,20%	8.478.438,39 €

\* for subordination to class A note / Schuldschein

**Cash Collateral Account (CCA)**

	in EUR	in % of Outstanding Discounted Balance as of	
<b>Initial Balance at Poolcut</b>	<b>8.478.438,39 €</b>	1,20%	Poolcut
Targeted Balance (Floor)	8.478.438,39 €	1,20%	Poolcut
<b>Balance as of the Beginning of the Period</b>	<b>8.478.438,39 €</b>	1,25%	Period
Payment from CCA/ Payment to CCA	0,00 €	-	-
<b>Balance as of the End of the Period</b>	<b>8.478.438,39 €</b>	1,28%	Period

**Calculation of Credit Enhancement:**

Private Driver 2011-1's Credit Enhancement consists of the items listed above calculated on the initial Discounted Principal Balance as of the Cut Off day. The result provides an absolute value which will be applied to the (amortized) Discounted Principal Balance as of the end of the monthly period. This process is continuing until a Credit enhancement of 11,0% of Class A / Schuldschein (and 7,0% of Class B) has been reached.

The Class B Notes benefit from the Subordinated Loan, the Overcollateralisation and the Cash Collateral Account.

- The transaction starts with sequential amortisation and therefore initially only the Class A Notes / Schuldschein will receive principal payments
- The transaction switches into pro rata amortisation once an overcollateralisation percentage (i.e. credit enhancement excluding cash collateral) of 11,0% for the Class A Notes / Schuldschein and 7,0% for the Class B Notes has been reached
- The amortisation will revert to sequential in case the Aggregate Discounted Principal Balance falls below 10% of the Aggregate Cutoff Date Discounted Principal Balance



**Swap/ Waterfall**

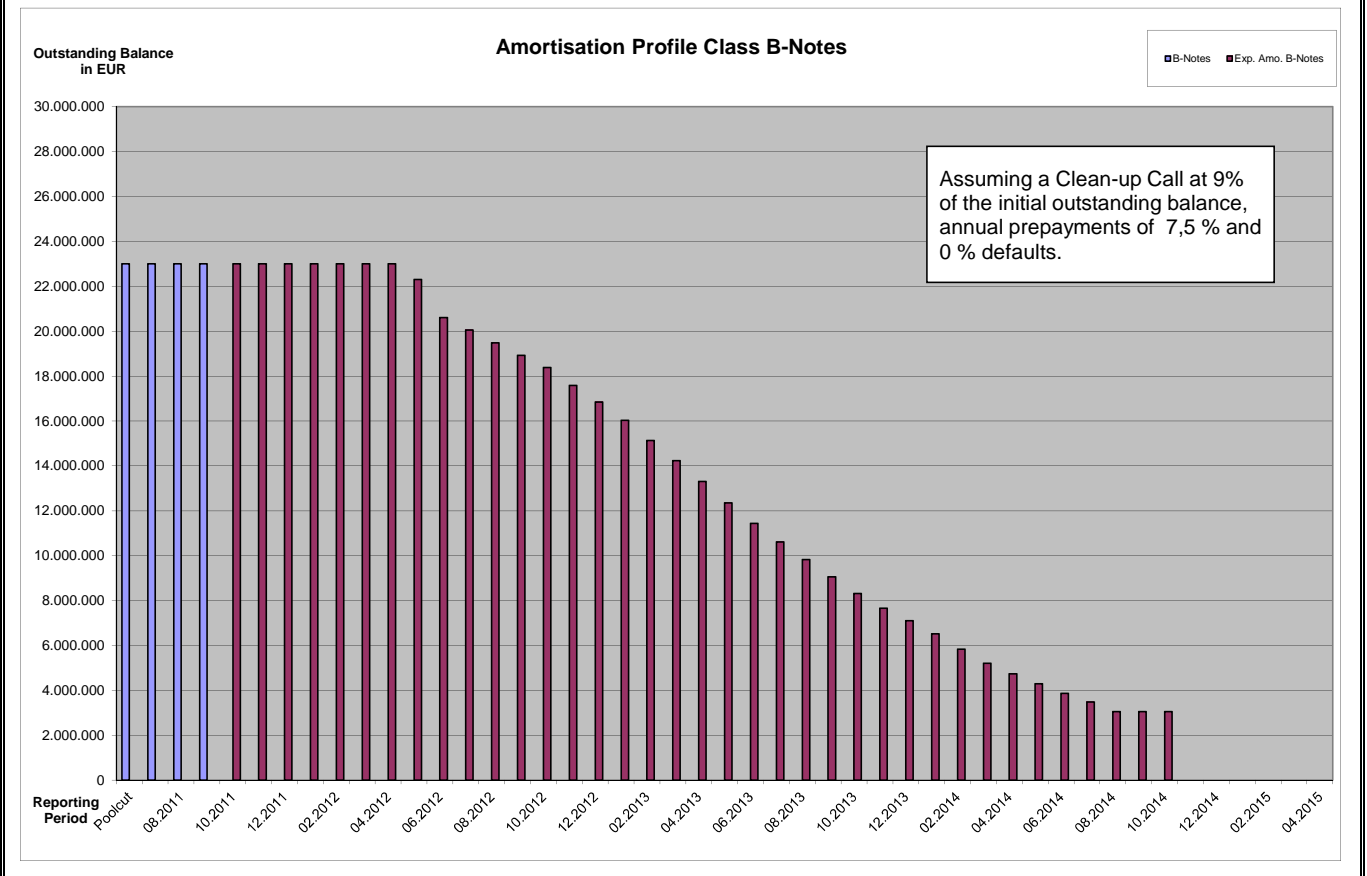
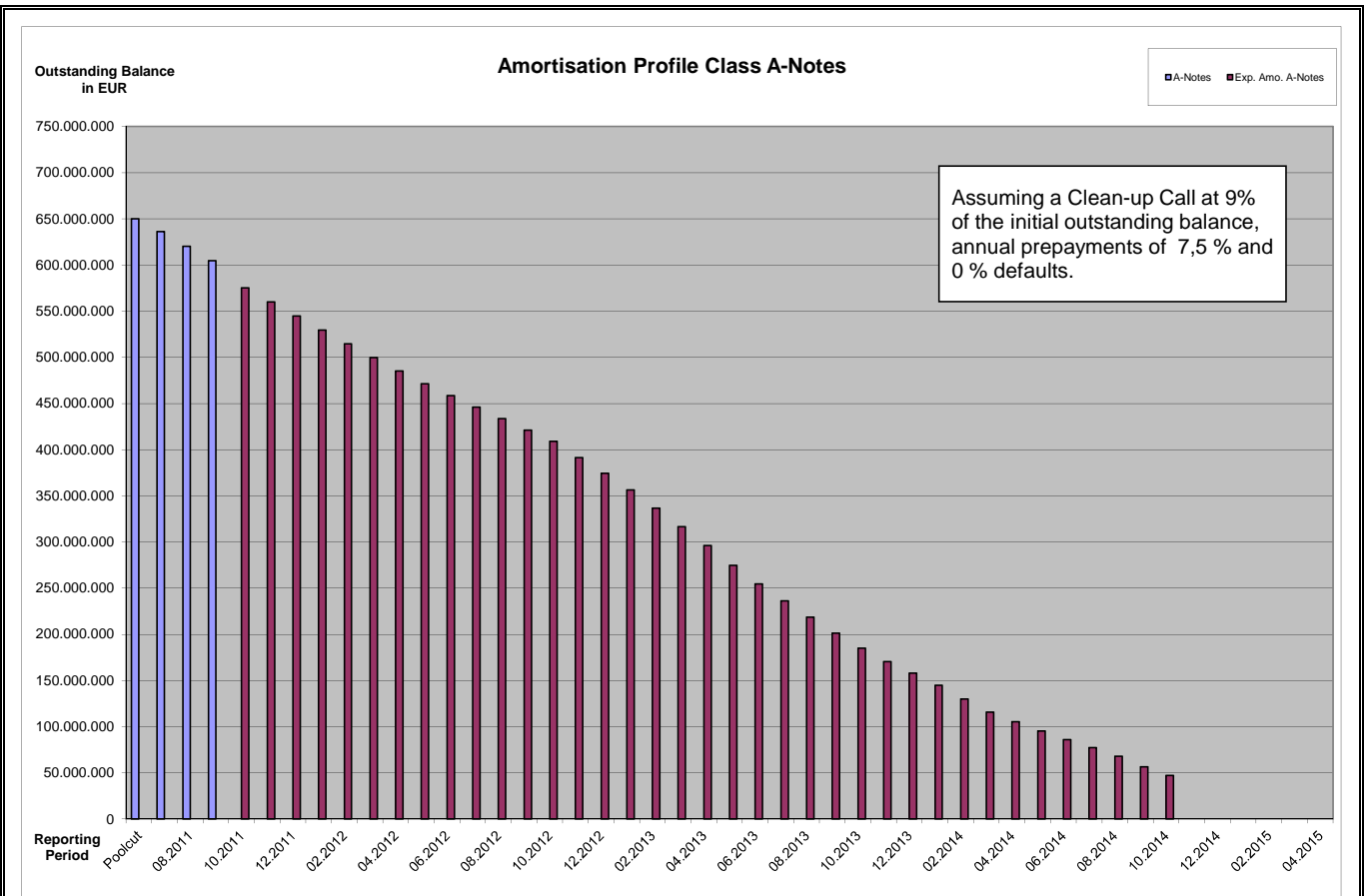
	<u>Class A / Schuldschein</u>	<u>Class B</u>
<b><u>Amortising Interest Rate Swap</u></b>		
Initial Principal	650.000.000,00 €	23.000.000,00 €
Underlying Principal for Reporting Period	620.175.148,81 €	23.000.000,00 €
<i>Paying Leg</i>	<i>Fix Interest Rate</i>	
<i>Receiving Leg</i>	<i>Floating Interest Rate</i>	
<b>Net Swap payments/ Receipts</b>	- 345.230,83 €	- 13.493,33 €

**Waterfall**

		<b>Payment</b>	<b>Remaining Amount</b>
Remaining Balance from Previous Period		21,02 €	
Available Distribution Amount	plus	17.306.483,96 €	17.306.504,98 €
Fees	less -	571.596,10 €	16.734.908,88 €
Net Swap Payments Class A/ Schuldschein	less -	345.230,83 €	16.389.678,05 €
Net Swap Payments Class B	less -	13.493,33 €	16.376.184,72 €
Interest Class A/ Schuldschein	less -	1.006.248,36 €	15.369.936,36 €
Interest Class B	less -	50.733,40 €	15.319.202,96 €
Payment to Cash Collateral Account	less	- €	15.319.202,96 €
Redemption Class A/ Schuldschein	less -	15.319.201,58 €	1,38 €
Redemption Class B	less	- €	1,38 €
Remaining Amount Due to Rounding	less -	1,38 €	- €
Other Payments to Swap Counterparties	less	- €	- €
Interest Subordinated Loan	less	- €	- €
Payment to Subordinated Lender or VW Bank	less	- €	- €
Payment from Cash Collateral Account		- €	- €
Payment to Subordinated Lender or VW Bank	less	- €	- €

## Run Out Schedule

At the End of Previous Reporting Period 31.08.2011				At the end of Reporting Period 30.09.2011			
Payment Period	ABS Remaining Depreciation	ABS Remaining Interest	ABS Remaining Instalments	Payment Period	ABS Remaining Depreciation	ABS Remaining Interest	ABS Remaining Instalments
Arrears	149.800,50 €	26.098,57 €	175.899,07 €	Arrears	172.176,36 €	29.068,52 €	201.244,87 €
09.2011	8.726.905,46 €	1.643.818,20 €	10.370.723,66 €				
10.2011	11.339.467,57 €	2.094.507,87 €	13.433.975,44 €	10.2011	8.770.941,72 €	1.624.614,63 €	10.395.556,35 €
11.2011	11.379.901,07 €	2.059.774,89 €	13.439.675,96 €	11.2011	11.300.934,04 €	2.047.097,29 €	13.348.031,33 €
12.2011	11.417.898,86 €	2.024.304,00 €	13.442.202,86 €	12.2011	11.342.689,34 €	2.012.574,15 €	13.355.263,49 €
01.2012	11.449.337,83 €	1.988.584,92 €	13.437.922,75 €	01.2012	11.375.044,80 €	1.977.359,87 €	13.352.404,67 €
02.2012	11.484.209,34 €	1.952.771,63 €	13.436.980,97 €	02.2012	11.410.800,97 €	1.941.825,57 €	13.352.626,54 €
03.2012	11.520.077,10 €	1.916.992,42 €	13.437.069,52 €	03.2012	11.445.872,14 €	1.906.267,44 €	13.352.139,58 €
04.2012	11.553.110,80 €	1.880.976,48 €	13.434.087,28 €	04.2012	11.478.144,12 €	1.870.433,46 €	13.348.577,58 €
05.2012	11.588.741,59 €	1.844.882,43 €	13.433.624,02 €	05.2012	11.513.598,44 €	1.834.565,73 €	13.348.164,17 €
06.2012	11.624.385,91 €	1.808.651,09 €	13.433.037,00 €	06.2012	11.548.514,76 €	1.798.464,95 €	13.346.979,70 €
07.2012	11.658.405,18 €	1.772.194,40 €	13.430.599,58 €	07.2012	11.582.788,88 €	1.762.322,01 €	13.345.110,89 €
08.2012	11.692.856,47 €	1.735.661,13 €	13.428.517,60 €	08.2012	11.616.804,45 €	1.726.006,85 €	13.342.811,30 €
09.2012	11.728.681,41 €	1.699.078,73 €	13.427.760,14 €	09.2012	11.651.836,85 €	1.689.619,12 €	13.341.455,97 €
10.2012	11.762.972,20 €	1.662.299,34 €	13.425.271,54 €	10.2012	11.686.101,42 €	1.653.067,83 €	13.339.169,25 €
11.2012	11.799.848,65 €	1.625.369,47 €	13.425.218,12 €	11.2012	11.722.777,05 €	1.616.355,04 €	13.339.132,09 €
12.2012	18.592.788,29 €	1.588.341,70 €	20.181.129,99 €	12.2012	18.450.937,77 €	1.579.525,28 €	20.030.463,05 €
01.2013	17.838.234,89 €	1.529.764,80 €	19.367.999,69 €	01.2013	17.671.055,47 €	1.521.355,28 €	19.192.410,75 €
02.2013	19.781.812,05 €	1.474.447,78 €	21.256.259,83 €	02.2013	19.621.611,71 €	1.466.459,63 €	21.088.071,34 €
03.2013	22.455.443,21 €	1.411.069,94 €	23.866.513,15 €	03.2013	22.297.941,90 €	1.403.542,77 €	23.701.484,67 €
04.2013	22.565.698,47 €	1.341.045,94 €	23.906.744,41 €	04.2013	22.441.805,34 €	1.333.989,31 €	23.775.794,65 €
05.2013	23.858.692,16 €	1.270.524,67 €	25.129.216,83 €	05.2013	23.716.277,63 €	1.263.818,09 €	24.980.095,72 €
06.2013	25.155.131,29 €	1.195.442,54 €	26.350.573,83 €	06.2013	24.993.911,79 €	1.189.187,42 €	26.183.099,21 €
07.2013	24.101.115,88 €	1.116.700,62 €	25.217.816,50 €	07.2013	23.977.669,28 €	1.110.879,91 €	25.088.549,19 €
08.2013	22.006.025,75 €	1.040.936,85 €	23.046.962,59 €	08.2013	21.895.539,98 €	1.035.568,68 €	22.931.108,65 €
09.2013	21.286.736,74 €	971.899,58 €	22.258.636,32 €	09.2013	21.163.133,89 €	966.878,30 €	22.130.012,19 €
10.2013	20.915.167,86 €	905.366,69 €	21.820.534,55 €	10.2013	20.774.746,77 €	900.739,06 €	21.675.485,83 €
11.2013	19.996.102,54 €	839.596,41 €	20.835.698,95 €	11.2013	19.849.385,68 €	835.389,54 €	20.684.775,22 €
12.2013	18.254.923,27 €	776.955,53 €	19.031.878,80 €	12.2013	18.153.128,52 €	773.179,91 €	18.926.308,43 €
01.2014	15.462.214,18 €	719.734,71 €	16.181.948,89 €	01.2014	15.366.650,60 €	716.259,67 €	16.082.910,27 €
02.2014	16.255.438,42 €	671.383,73 €	16.926.822,15 €	02.2014	16.143.460,58 €	668.234,81 €	16.811.695,39 €
03.2014	19.330.193,53 €	619.991,99 €	19.950.185,52 €	03.2014	19.207.092,53 €	617.199,68 €	19.824.292,21 €
04.2014	18.533.000,76 €	559.471,48 €	19.092.472,24 €	04.2014	18.408.873,25 €	557.052,65 €	18.965.925,90 €
05.2014	13.563.991,38 €	501.466,53 €	14.065.457,91 €	05.2014	13.468.328,63 €	499.461,77 €	13.967.790,40 €
06.2014	12.696.704,96 €	458.965,19 €	13.155.670,15 €	06.2014	12.647.508,22 €	457.233,52 €	13.104.741,74 €
07.2014	12.465.326,82 €	419.066,46 €	12.884.393,28 €	07.2014	12.397.385,45 €	417.482,19 €	12.814.867,64 €
08.2014	11.523.880,94 €	380.041,18 €	11.903.922,12 €	08.2014	11.449.727,94 €	378.661,86 €	11.828.389,80 €
09.2014	12.586.857,63 €	343.874,32 €	12.930.731,95 €	09.2014	12.519.394,13 €	342.719,04 €	12.862.113,17 €
10.2014	13.907.252,29 €	304.428,50 €	14.211.680,79 €	10.2014	13.848.834,50 €	303.505,48 €	14.152.339,98 €
11.2014	11.717.852,38 €	260.923,44 €	11.978.775,82 €	11.2014	11.640.026,80 €	260.150,52 €	11.900.177,32 €
12.2014	11.644.668,23 €	224.237,81 €	11.868.906,04 €	12.2014	11.623.562,23 €	223.706,22 €	11.847.268,45 €
01.2015	10.429.674,40 €	187.691,48 €	10.617.365,88 €	01.2015	10.399.342,91 €	187.220,03 €	10.586.562,94 €
02.2015	11.048.999,94 €	155.157,68 €	11.204.157,62 €	02.2015	11.015.906,28 €	154.804,68 €	11.170.710,96 €
03.2015	13.216.357,97 €	120.432,28 €	13.336.790,25 €	03.2015	13.196.962,05 €	120.137,85 €	13.317.099,90 €
04.2015	13.018.165,70 €	79.094,50 €	13.097.260,20 €	04.2015	12.991.877,20 €	78.854,05 €	13.070.731,25 €
05.2015	2.609.978,86 €	38.449,11 €	2.648.427,97 €	05.2015	2.602.892,93 €	38.304,23 €	2.641.197,16 €
<b>Subtotal</b>	<b>667.695.030,73 €</b>	<b>49.242.469,01 €</b>	<b>716.937.499,73 €</b>	<b>Subtotal</b>	<b>652.553.997,30 €</b>	<b>46.891.143,89 €</b>	<b>699.445.141,16 €</b>
> 05.2015	9.652.293,59 €	127.983,26 €	9.780.276,85 €	> 05.2015	9.613.883,90 €	127.596,35 €	9.741.480,25 €
<b>Total</b>	<b>677.347.324,32 €</b>	<b>49.370.452,27 €</b>	<b>726.717.776,58 €</b>	<b>Total</b>	<b>662.167.881,20 €</b>	<b>47.018.740,24 €</b>	<b>709.186.621,41 €</b>



**Write-Offs/ Performance Trigger**

**Cumulative Write Offs**

	Number of Contracts	Write Offs
Begin of Period	-	- €
Write Offs	-	- €
<b>End of Period</b>	<b>-</b>	<b>- €</b>

**Cumulative Net Loss Ratio**

Cumulative Write Offs as percentage of Aggregate Cut Off Date Discounted Principal Balance (706.536.532,28 €)

0,0000%

**Performance Triggers**

A Targeted Note Balance was implemented to assure on a monthly basis that no cash is paid to lower steps in the waterfall unless there is sufficient overcollateralization to support the notes.

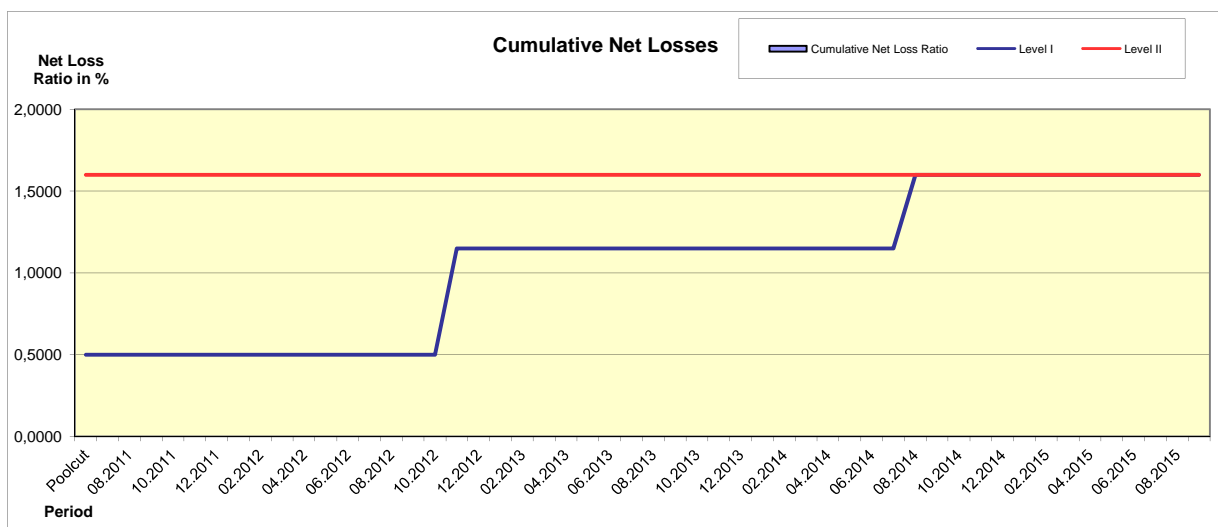
The performance trigger in form of a credit enhancement increase condition will be activated when the cumulative Net Loss Ratio exceeds the defined limits. In this case the overcollateralization will be increased accordingly.

	OC-Percentage Class A Notes	OC-Percentage Class B Notes
Until a Credit Enhancement Increase condition is in place	11,00%	7,00%
Level I Credit Enhancement Increase condition is in place	14,00%	8,00%
Level II Credit Enhancement Increase condition is in place	100,00%	100,00%

**Performance Trigger**

Levels	Credit Enhancement increase condition	Credit Enhancement increase condition in place?
Level I a.	Cumulative Net Loss Ratio exceeds 0.50% for any Payment Date prior to or during October 2012	no
Level I b.	Cumulative Net Loss Ratio exceeds 1.15% for any Payment Date after November 2012 but prior to or during July 2014	no
Level II.	Cumulative Net Loss Ratio exceeds 1,60% for any Payment Date	no

**Performance Pool vis-a-vis Triggers**

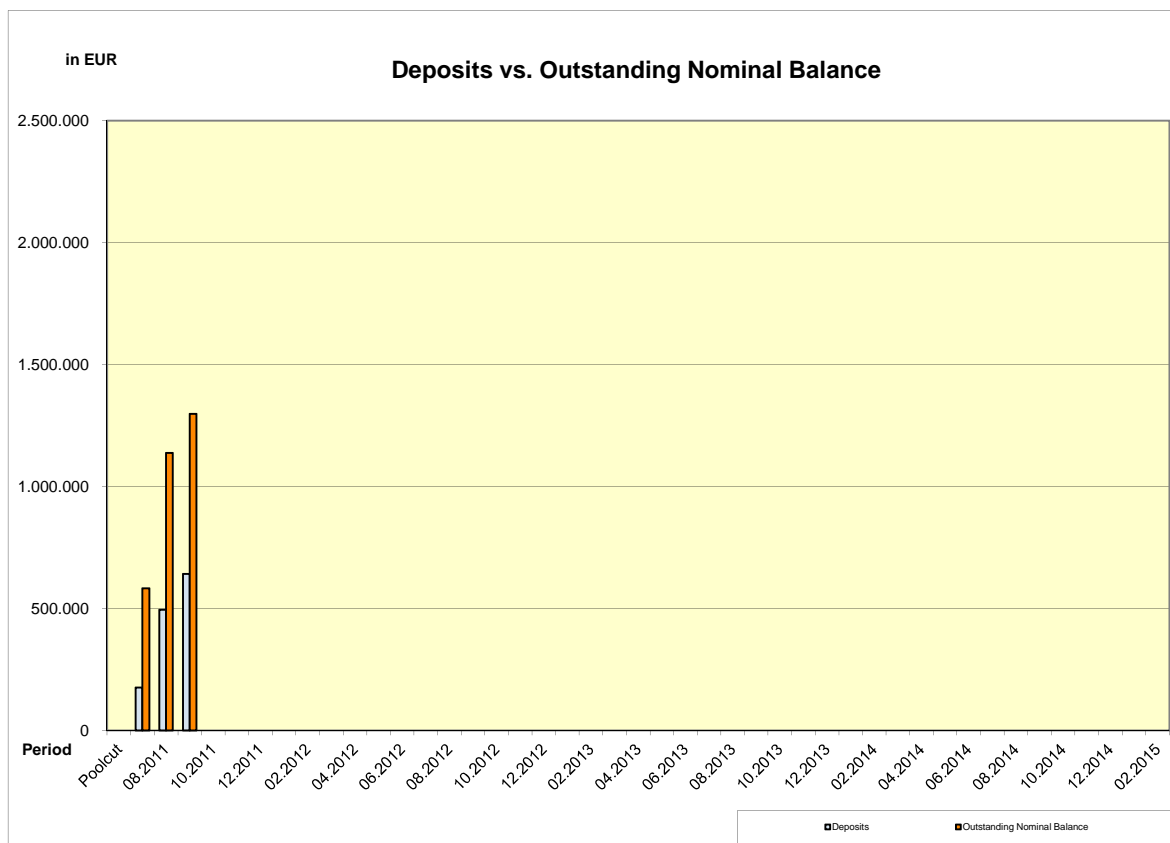


Deposits - Potential Set Off Risk

	Number of Customers with deposits	Outstanding Nominal Balance of customers with deposits	Outstanding Discounted Principal Balance of customers with deposits	Deposits
	91	1.297.178,26 €	1.207.026,45 €	642.064,35 €
<b>Total</b>	<b>91</b>	<b>1.297.178,26 €</b>	<b>1.207.026,45 €</b>	<b>642.064,35 €</b>

	Current Set Off Risk	Trigger*
Borrower Deposits in % of Aggregate Discounted Principal Balance EoP	<b>0,0970%</b>	<b>1,0000%</b>

\* Breach of this trigger in conjunction with the loss of VW Bank's investment grade rating, obliges VW Bank to post additional collateral equal to the potential set-off risk which will be adjusted on a monthly basis (the "Set-Off Risk Reserve"). The Set-Off Risk Reserve shall be deposited in the Cash Collateral Account and is exclusively reserved to cover set-off risks.



## Overview Outstanding Contracts

## Development of Pool within Reporting Period

	Number of contracts	Adjustments	Outstanding Nominal Balance
<b>Begin of Period</b>	<b>56.325</b>		<b>726.717.776,58 €</b>
Periodically reduction of Nominal			17.531.155,17 €
Discount	-	226.241,77 €	
Fees for Restructuring/Prolongation		1.527,77 €	
Interest in arrears		42,79 €	
Write Off	0	- €	
Available Collection			17.306.483,96 €
Repurchased Loan Contracts	0		- €
<b>End of Period</b>	<b>55.972</b>		<b>709.186.621,41 €</b>

## Status of Contracts

Status	Pool Balance at Poolcut	
	Number of Contracts	Outstanding Discounted Principal Balance
Current	56.929	706.536.532,28 €
Delinquent	0	- €
Defaulted	0	- €
End of Term	0	- €
Early Settlement	0	- €
Write Off	0	- €
<b>Total</b>	<b>56.929</b>	<b>706.536.532,28 €</b>

Status	Pool Balance at the Beginning of Period		Pool Balance at the End of Period	
	Number of Contracts	Outstanding Discounted Principal Balance (Begin of Period)	Number of Contracts (End of Period)	Outstanding Discounted Principal Balance (End of Period)
Current	56.184	675.734.200,10 €	55.776	659.925.859,86 €
Delinquent	133	1.521.464,31 €	182	2.096.555,39 €
Defaulted	8	91.659,91 €	14	145.465,95 €
End of Term	3	- €	4	- €
Early Settlement	601	- €	953	- €
Write Off	-	- €	-	- €
<b>Total</b>	<b>56.929</b>	<b>677.347.324,32 €</b>	<b>56.929</b>	<b>662.167.881,20 €</b>

## Information on the retention of net economic interest

## Retention Amount at Poolcut

Type of Asset	Number of Loans	Percentage of Loans (%)	Outstanding Nominal Balance	Percentage of Balance (%)
Portfolio sold to SPV	56.929	92,98%	760.700.083,96 €	93,00%
Retention of VW Bank	4.298	7,02%	57.279.676,97 €	7,00%
<b>Total</b>	<b>61.227</b>	<b>100,00%</b>	<b>817.979.760,93 €</b>	<b>100,00%</b>

Retention Amounts		
Minimum Retention	40.898.988,05 €	5,00%
Actual Retention	57.279.676,97 €	7,00%

## Retention Amount End of Period

Type of Asset	Number of Loans	Percentage of Loans (%)	Outstanding Nominal Balance	Percentage of Balance (%)
Portfolio sold to SPV	55.972	93,00%	709.186.621,41 €	93,02%
Retention of VW Bank	4.213	7,00%	53.238.243,16 €	6,98%
<b>Total</b>	<b>60.185</b>	<b>100,00%</b>	<b>762.424.864,57 €</b>	<b>100,00%</b>

Retention Amounts		
Minimum Retention	38.121.243,23 €	5,00%
Actual Retention	53.238.243,16 €	6,98%

In its capacity as originator and original lender, Volkswagen Bank GmbH complies with the retention requirement of a material net economic interest in accordance with §122a CRD.

By adhering to option c) of the directive, Volkswagen Bank GmbH will keep the exposures designated for retention on its balance sheet on an ongoing basis.

The latest end of month level of retention will be published on a monthly basis within the Investor Report.

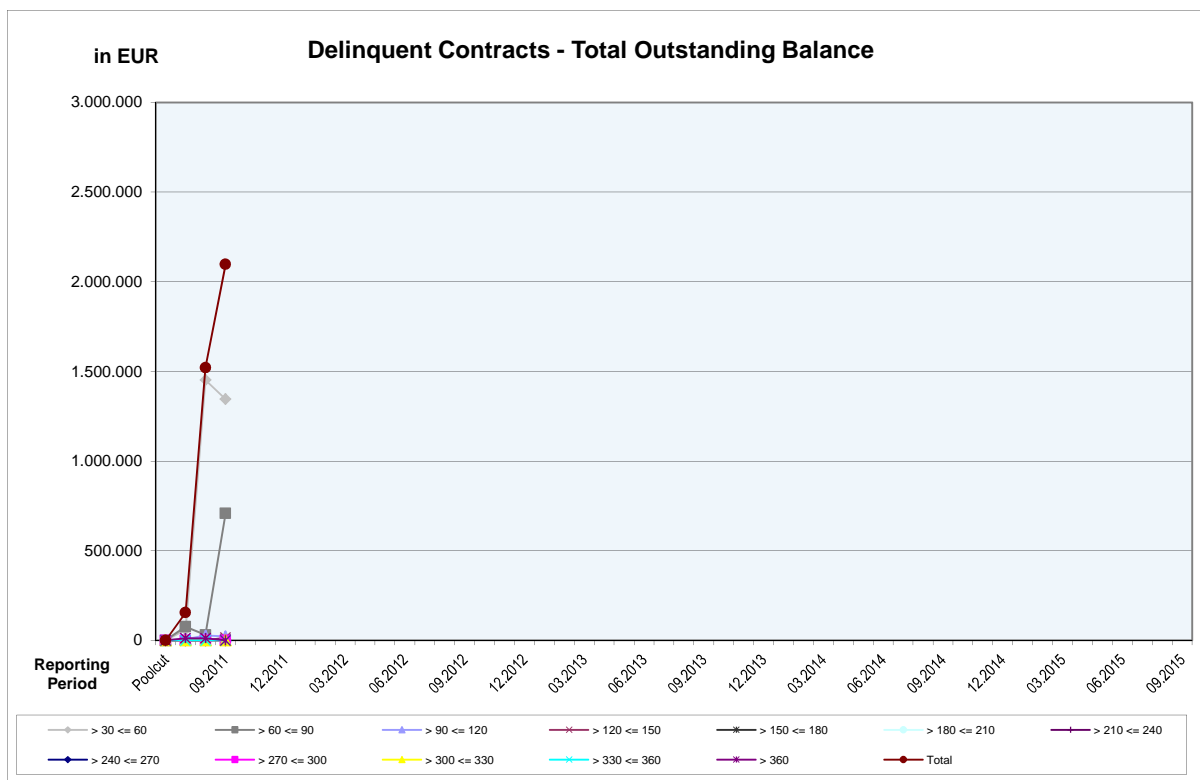
## Delinquent Contracts

## Information of Delinquencies and Defaults

Current Reporting Period	Number of Contracts	Number of Contracts (%)	Outstanding Discounted Principal Balance	Outstanding Discounted Principal Balance (%)	Outstanding Nominal Balance	Outstanding Nominal Balance (%)
Delinquent	182	0,3252%	2.096.555,39 €	0,3166%	2.323.584,91 €	0,3275%
Defaulted	14	0,0250%	145.465,95 €	0,0220%	155.032,79 €	0,0219%

## Delinquency Profile

Days in Arrears	Number of Contracts	Number of Contracts (%)	Outstanding Discounted Principal Balance	Outstanding Discounted Principal Balance (%)	Outstanding Nominal Balance	Outstanding Nominal Balance (%)
> 30 <= 60	112	0,2001%	1.345.537,53 €	0,2032%	1.482.785,70 €	0,2090%
> 60 <= 90	66	0,1179%	708.291,66 €	0,1070%	791.704,90 €	0,1116%
> 90 <= 120	1	0,0018%	22.287,87 €	0,0034%	25.459,16 €	0,0036%
> 120 <= 150	2	0,0036%	15.144,77 €	0,0023%	17.095,33 €	0,0024%
> 150 <= 180	1	0,0018%	5.293,56 €	0,0008%	6.539,82 €	0,0009%
<b>Subtotal</b>	<b>182</b>	<b>0,3252%</b>	<b>2.096.555,39 €</b>	<b>0,3166%</b>	<b>2.323.584,91 €</b>	<b>0,3275%</b>
> 180 <= 210	-	0,0000%	- €	0,0000%	- €	0,0000%
> 210 <= 240	-	0,0000%	- €	0,0000%	- €	0,0000%
> 240 <= 270	-	0,0000%	- €	0,0000%	- €	0,0000%
> 270 <= 300	-	0,0000%	- €	0,0000%	- €	0,0000%
> 300 <= 330	-	0,0000%	- €	0,0000%	- €	0,0000%
> 330 <= 360	-	0,0000%	- €	0,0000%	- €	0,0000%
> 360	-	0,0000%	- €	0,0000%	- €	0,0000%
<b>Subtotal</b>	<b>-</b>	<b>0,0000%</b>	<b>- €</b>	<b>0,0000%</b>	<b>- €</b>	<b>0,0000%</b>
<b>Total</b>	<b>182</b>	<b>0,3252%</b>	<b>2.096.555,39 €</b>	<b>0,3166%</b>	<b>2.323.584,91 €</b>	<b>0,3275%</b>





**Defaulted Contracts**

**Defaulted Profile I**

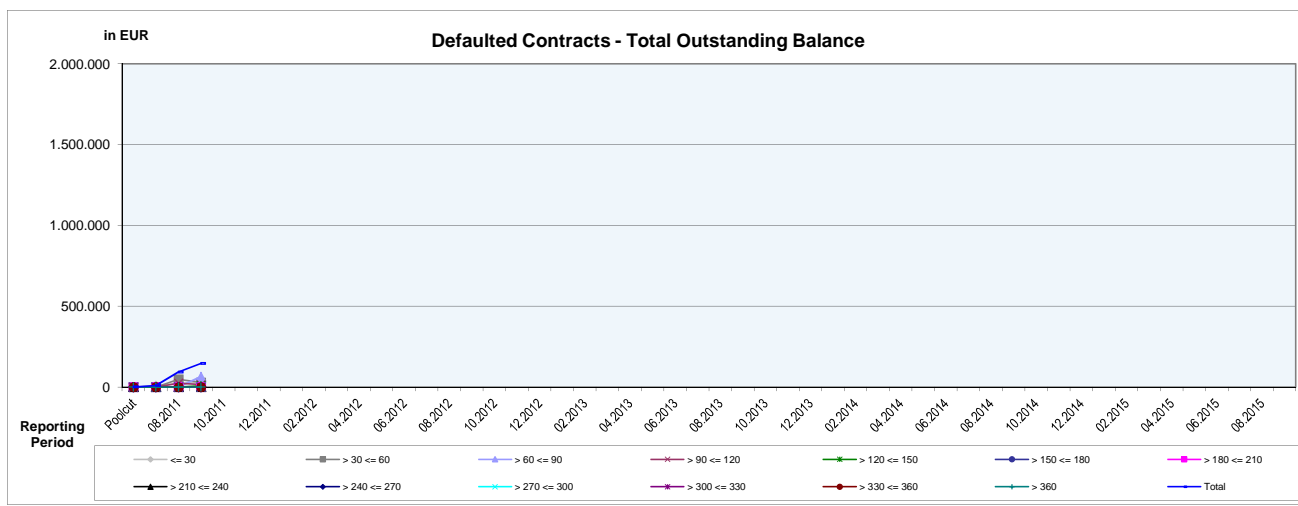
Days in Arrears	Number of Contracts	Number of Contracts (%)	Outstanding Discounted Principal Balance	Outstanding Discounted Principal Balance (%)	Outstanding Nominal Balance	Outstanding Nominal Balance (%)
<= 30	4	0,0071%	29.630,75 €	0,0045%	31.123,27 €	0,0044%
>30 <= 60	2	0,0036%	28.802,28 €	0,0043%	30.378,33 €	2,0053%
> 60 <= 90	6	0,0107%	64.579,99 €	0,0098%	69.660,27 €	8,0392%
> 90 <= 120	1	0,0018%	15.048,45 €	0,0023%	16.053,30 €	38,0026%
> 120 <= 150	1	0,0018%	7.404,48 €	0,0011%	7.817,62 €	30,2625%
> 150 <= 180	-	0,0000%	- €	0,0000%	- €	0,0000%
> 180 <= 210	-	0,0000%	- €	0,0000%	- €	0,0000%
> 210 <= 240	-	0,0000%	- €	0,0000%	- €	0,0000%
> 240 <= 270	-	0,0000%	- €	0,0000%	- €	0,0000%
> 270 <= 300	-	0,0000%	- €	0,0000%	- €	0,0000%
> 300 <= 330	-	0,0000%	- €	0,0000%	- €	0,0000%
> 330 <= 360	-	0,0000%	- €	0,0000%	- €	0,0000%
>360	-	0,0000%	- €	0,0000%	- €	0,0000%
<b>Total</b>	<b>14</b>	<b>0,0250%</b>	<b>145.465,95 €</b>	<b>0,0220%</b>	<b>155.032,79 €</b>	<b>0,0219%</b>

**Defaulted Profile II - Recoveries**

Credit Type	Vehicle Status	Number of Contracts	*Outstanding Nominal Principal Balance at Day of Default	*Outstanding Discounted Principal Balance at Day of Default	Total Recoveries	Total Discount	Total Write Offs
AutoCredit	New	3	49.843,57 €	46.569,02 €	14.379,74 €	291,94 €	- €
	Used	7	91.472,62 €	85.124,62 €	3.624,26 €	407,73 €	- €
<b>Total Auto Credit</b>		<b>10</b>	<b>141.316,19 €</b>	<b>131.693,64 €</b>	<b>18.004,00 €</b>	<b>699,67 €</b>	<b>- €</b>
Classic Credit	New	1	7.817,62 €	7.404,48 €	- €	- €	- €
	Used	3	24.602,65 €	23.287,40 €	- €	- €	- €
<b>Total Classic Credit</b>		<b>4</b>	<b>32.420,27 €</b>	<b>30.691,88 €</b>	<b>- €</b>	<b>- €</b>	<b>- €</b>
<b>Total:</b>		<b>14</b>	<b>173.736,46 €</b>	<b>162.385,52 €</b>	<b>18.004,00 €</b>	<b>699,67 €</b>	<b>- €</b>

Credit Type	Vehicle Status	Number of Contracts	*Outstanding Nominal Principal Balance End of Reporting Period	*Outstanding Discounted Principal Balance End of Reporting Period
AutoCredit	New	3	35.171,89 €	33.288,75 €
	Used	7	87.440,63 €	81.485,32 €
<b>Total Auto Credit</b>		<b>10</b>	<b>122.612,52 €</b>	<b>114.774,07 €</b>
Classic Credit	New	1	7.817,62 €	7.404,48 €
	Used	3	24.602,65 €	23.287,40 €
<b>Total Classic Credit</b>		<b>4</b>	<b>32.420,27 €</b>	<b>30.691,88 €</b>
<b>Total:</b>		<b>14</b>	<b>155.032,79 €</b>	<b>145.465,95 €</b>

\*(incl. Arrears)



## Poolinformation I. - Make: New and Used Cars

**AUDI**

New or Used Cars	Number of Loans	Percentage of Loans (%)	Outstanding Discounted Principal Balance (€)	Percentage of Balance (%)
New Cars	2.724	39,44%	58.795.030,11 €	52,66%
Used Cars	4.182	60,56%	52.851.430,14 €	47,34%
<b>Total</b>	<b>6.906</b>	<b>100,00%</b>	<b>111.646.460,25 €</b>	<b>100,00%</b>

**SEAT**

New or Used Cars	Number of Loans	Percentage of Loans (%)	Outstanding Discounted Principal Balance (€)	Percentage of Balance (%)
New Cars	2.806	70,64%	30.776.912,37 €	78,31%
Used Cars	1.166	29,36%	8.525.979,21 €	21,69%
<b>Total</b>	<b>3.972</b>	<b>100,00%</b>	<b>39.302.891,58 €</b>	<b>100,00%</b>

**SKODA**

New or Used Cars	Number of Loans	Percentage of Loans (%)	Outstanding Discounted Principal Balance (€)	Percentage of Balance (%)
New Cars	5.419	76,55%	59.099.163,93 €	83,33%
Used Cars	1.660	23,45%	11.821.080,80 €	16,67%
<b>Total</b>	<b>7.079</b>	<b>100,00%</b>	<b>70.920.244,73 €</b>	<b>100,00%</b>

**VW**

New or Used Cars	Number of Loans	Percentage of Loans (%)	Outstanding Discounted Principal Balance (€)	Percentage of Balance (%)
New Cars	21.449	59,72%	289.447.717,68 €	68,08%
Used Cars	14.467	40,28%	135.685.691,20 €	31,92%
<b>Total</b>	<b>35.916</b>	<b>100,00%</b>	<b>425.133.408,88 €</b>	<b>100,00%</b>

**OTHER**

New or Used Cars	Number of Loans	Percentage of Loans (%)	Outstanding Discounted Principal Balance (€)	Percentage of Balance (%)
New Cars	187	8,91%	1.934.972,01 €	12,76%
Used Cars	1.912	91,09%	13.229.903,75 €	87,24%
<b>Total</b>	<b>2.099</b>	<b>100,00%</b>	<b>15.164.875,76 €</b>	<b>100,00%</b>

## Poolinformation II. - Down Payments, Customer Type and Type of Payment

## Down Payments

Down Payment	Number of Loans	Percentage of Loans (%)	Outstanding Discounted Principal Balance (€)	Percentage of Balance (%)	Down Payment/Purchase Price in %
No downpayment	10.981	19,62%	142.652.640,43 €	21,54%	0,00%
<= 1.000,00	2.280	4,07%	23.718.113,45 €	3,58%	5,77%
1.000,01 - 2.000,00	3.823	6,83%	39.646.112,33 €	5,99%	12,11%
2.000,01 - 3.000,00	7.586	13,55%	80.134.938,01 €	12,10%	16,42%
3.000,01 - 4.000,00	4.766	8,51%	52.086.524,99 €	7,87%	21,26%
4.000,01 - 5.000,00	6.336	11,32%	75.180.748,70 €	11,35%	24,29%
5.000,01 - 6.000,00	3.540	6,32%	42.620.699,42 €	6,44%	27,48%
6.000,01 - 7.000,00	2.909	5,20%	35.620.054,57 €	5,38%	30,26%
7.000,01 - 8.000,00	2.915	5,21%	35.153.623,83 €	5,31%	33,54%
8.000,01 - 9.000,00	1.554	2,78%	19.208.285,73 €	2,90%	35,77%
9.000,01 - 10.000,00	3.034	5,42%	39.024.394,77 €	5,89%	37,79%
10.000,01 - 11.000,00	904	1,62%	10.911.147,71 €	1,65%	41,25%
11.000,01 - 12.000,00	1.006	1,80%	12.450.773,94 €	1,88%	43,32%
12.000,01 - 13.000,00	773	1,38%	8.865.904,29 €	1,34%	46,34%
13.000,01 - 14.000,00	533	0,95%	6.048.068,97 €	0,91%	48,89%
14.000,01 - 15.000,00	972	1,74%	12.388.366,68 €	1,87%	48,19%
> 15.000,00	2.060	3,68%	26.457.483,38 €	4,00%	56,01%
<b>Total</b>	<b>55.972</b>	<b>100,00%</b>	<b>662.167.881,20 €</b>	<b>100,00%</b>	<b>24,98%</b>

## Statistics

Minimum Down Payment	67,16 €
Maximum Down Payment	100.000,00 €
Average Down Payment (Customer who did Down Payment)	6.183,06 €
Average Down Payment	13.720,50 €

## Customer Type

Customer Type	Number of Loans	Percentage of Loans (%)	Outstanding Discounted Principal Balance (€)	Percentage of Balance (%)
Corporate	11.074	19,78%	175.303.456,34 €	26,47%
Retail	44.898	80,22%	486.864.424,86 €	73,53%
<b>Total</b>	<b>55.972</b>	<b>100,00%</b>	<b>662.167.881,20 €</b>	<b>100,00%</b>

## Type of Payment

Type of Payment	Number of Loans	Percentage of Loans (%)	Outstanding Discounted Principal Balance (€)	Percentage of Balance (%)
Direct Borrower Account Debit	55.835	99,76%	660.618.535,49 €	99,77%
Other	137	0,24%	1.549.345,71 €	0,23%
<b>Total</b>	<b>55.972</b>	<b>100,00%</b>	<b>662.167.881,20 €</b>	<b>100,00%</b>

## Poolinformation III. - Obligor Concentration

*Distribution of Loan Contracts and Vehicles per Borrower*

Contracts Concentration	Number of Customers	Percentage of Customers (%)	Number of Loans	Percentage of Loans (%)	Outstanding Discounted Principal Balance (€)	Percentage of Balance (%)
1	55.351	99,48%	55.351	98,89%	653.172.886,76 €	98,64%
2	261	0,47%	522	0,93%	7.656.932,25 €	1,16%
3	19	0,03%	57	0,10%	807.810,70 €	0,12%
4	6	0,01%	24	0,04%	318.194,36 €	0,05%
5	1	0,00%	5	0,01%	82.931,00 €	0,01%
6 - 10	2	0,00%	13	0,02%	129.126,13 €	0,02%
> 10	0	0,00%	0	0,00%	- €	0,00%
<b>Total</b>	<b>55.640</b>	<b>100,00%</b>	<b>55.972</b>	<b>100,00%</b>	<b>662.167.881,20 €</b>	<b>100,00%</b>

*Top 20 Borrower*

Number	Number of Contracts	Percentage of Contracts (%)	Outstanding Discounted Principal Balance (€)	Percentage of Balance (%)
1	1	0,0018%	136.290,21 €	0,0206%
2	1	0,0018%	128.357,04 €	0,0205%
3	1	0,0018%	105.407,09 €	0,0168%
4	1	0,0018%	105.348,39 €	0,0159%
5	1	0,0018%	102.936,57 €	0,0155%
6	7	0,0125%	95.669,03 €	0,0144%
7	2	0,0036%	91.116,50 €	0,0138%
8	5	0,0089%	82.931,00 €	0,0125%
9	1	0,0018%	81.300,59 €	0,0130%
10	1	0,0018%	78.382,87 €	0,0118%
11	1	0,0018%	78.154,60 €	0,0125%
12	2	0,0036%	77.423,54 €	0,0124%
13	1	0,0018%	77.358,14 €	0,0117%
14	1	0,0018%	77.212,64 €	0,0123%
15	3	0,0054%	73.552,68 €	0,0111%
16	4	0,0071%	72.774,62 €	0,0110%
17	2	0,0036%	71.176,80 €	0,0107%
18	1	0,0018%	70.889,01 €	0,0113%
19	2	0,0036%	70.804,01 €	0,0107%
20	1	0,0018%	70.241,32 €	0,0106%
<b>Total 1 -20</b>	<b>39</b>	<b>0,0697%</b>	<b>1.747.326,65 €</b>	<b>0,2693%</b>

### Poolinformation IV. - Distribution by Outstanding Discounted Balance and Original Principal Balance

#### *Distribution by Outstanding Discounted Principal Balance*

Distribution by Outstanding Discounted Principal Balance (€)	Number of Loans	Percentage of Loans (%)	Outstanding Discounted Principal Balance (€)	Percentage of Balance (%)
0,01 - 5.000,00	6.968	12,45%	24.752.793,89 €	3,74%
5.000,01 - 10.000,00	18.687	33,39%	142.065.451,90 €	21,45%
10.000,01 - 15.000,00	15.694	28,04%	192.900.038,86 €	29,13%
15.000,01 - 20.000,00	8.808	15,74%	151.191.739,07 €	22,83%
20.000,01 - 25.000,00	3.477	6,21%	76.685.241,54 €	11,58%
25.000,01 - 30.000,00	1.285	2,30%	34.896.989,25 €	5,27%
> 30.000,00	1.053	1,88%	39.675.626,69 €	5,99%
<b>Total</b>	<b>55.972</b>	<b>100,00%</b>	<b>662.167.881,20 €</b>	<b>100,00%</b>

#### Statistics

<b>Minimum</b> Outstanding Discounted Principal Balance	0,11 €
<b>Maximum</b> Outstanding Discounted Principal Balance	136.290,21 €
<b>Average</b> Outstanding Discounted Principal Balance	11.830,34 €

#### *Distribution by Original Principal Balance*

Distribution by Original Principal Balance (€)	Number of Loans	Percentage of Loans (%)	Outstanding Discounted Principal Balance (€)	Percentage of Balance (%)
0,01 - 5.000,00	1.463	2,61%	3.552.556,50 €	0,54%
5.000,01 - 10.000,00	9.623	17,19%	49.026.691,44 €	7,40%
10.000,01 - 15.000,00	16.198	28,94%	138.582.895,01 €	20,93%
15.000,01 - 20.000,00	12.985	23,20%	159.441.903,47 €	24,08%
20.000,01 - 25.000,00	8.015	14,32%	129.570.977,10 €	19,57%
25.000,01 - 30.000,00	4.041	7,22%	79.822.003,15 €	12,05%
> 30.000,00	3.647	6,52%	102.170.854,53 €	15,43%
<b>Total</b>	<b>55.972</b>	<b>100,00%</b>	<b>662.167.881,20 €</b>	<b>100,00%</b>

#### Statistics

<b>Minimum</b> Original Principal Balance	1.319,04 €
<b>Maximum</b> Original Principal Balance	187.099,40 €
<b>Average</b> Original Principal Balance	16.747,99 €

## Poolinformation V. - Interest Rate paid by the Receivable Debtor

*Interest Rate paid by the Receivable Debtor*

Interest Rate paid by the Receivable Debtor	Number of Loans	Percentage of Loans (%)	Outstanding Discounted Principal Balance (€)	Percentage of Balance (%)
0,0 %	0	0,00%	- €	0,00%
0,1 % - 0,5 %	125	0,22%	1.420.284,81 €	0,21%
0,6 % - 1,0 %	3.473	6,20%	42.055.544,76 €	6,35%
1,1 % - 1,5 %	12	0,02%	172.628,38 €	0,03%
1,6 % - 2,0 %	6.607	11,80%	96.609.397,72 €	14,59%
2,1 % - 2,5 %	9	0,02%	124.950,51 €	0,02%
2,6 % - 3,0 %	13.004	23,23%	168.705.206,39 €	25,48%
3,1 % - 3,5 %	11	0,02%	139.269,08 €	0,02%
3,6 % - 4,0 %	8.570	15,31%	121.246.563,81 €	18,31%
4,1 % - 4,5 %	67	0,12%	982.621,86 €	0,15%
4,6 % - 5,0 %	11.950	21,35%	117.796.994,48 €	17,79%
5,1 % - 5,5 %	532	0,95%	5.509.373,05 €	0,83%
5,6 % - 6,0 %	2.492	4,45%	30.339.638,81 €	4,58%
6,1 % - 6,5 %	275	0,49%	3.700.521,16 €	0,56%
6,6 % - 7,0 %	1.678	3,00%	17.797.998,37 €	2,69%
7,1 % - 7,5 %	834	1,49%	8.227.442,54 €	1,24%
7,6 % - 8,0 %	3.718	6,64%	30.102.068,72 €	4,55%
8,1 % - 8,5 %	627	1,12%	4.160.232,39 €	0,63%
8,6 % - 9,0 %	1.333	2,38%	8.423.606,27 €	1,27%
9,1 % - 9,5 %	74	0,13%	559.222,66 €	0,08%
9,6 % - 10,0 %	191	0,34%	1.228.747,20 €	0,19%
> 10,0 %	390	0,70%	2.865.568,23 €	0,43%
<b>Total</b>	<b>55.972</b>	<b>100,00%</b>	<b>662.167.881,20 €</b>	<b>100,00%</b>

Statistics	
Minimum Interest Rate Debtor	0,10%
Maximum Interest Rate Debtor	13,99%
Weighted Average Interest Rate Debtor	1,90%

## Poolinformation VI. - Distribution by Original Term, Remaining Term and Seasoning

**Distribution by Original Term**

Length of Original Term (months)	Number of Loans	Percentage of Loans (%)	Outstanding Discounted Principal Balance (€)	Percentage of Balance (%)
01 - 12	0	0,00%	- €	0,00%
13 - 24	772	1,38%	5.137.952,78 €	0,78%
25 - 36	9.472	16,92%	118.356.027,37 €	17,87%
37 - 48	37.733	67,41%	450.193.987,14 €	67,99%
49 - 60	6.291	11,24%	73.561.560,05 €	11,11%
61 - 72	1.704	3,04%	14.918.353,86 €	2,25%
> 72	0	0,00%	- €	0,00%
<b>Total</b>	<b>55.972</b>	<b>100,00%</b>	<b>662.167.881,20 €</b>	<b>100,00%</b>

**Statistics**

<b>Minimum</b> Original Term months	24
<b>Maximum</b> Original Term months	72
<b>Weighted Average</b> Original Term month	47,23

**Distribution by Remaining Term**

Length of Remaining Term (months)	Number of Loans	Percentage of Loans (%)	Outstanding Discounted Principal Balance (€)	Percentage of Balance (%)
0 - 12	0	0,00%	- €	0,00%
13 - 24	19.321	34,52%	191.484.415,21 €	28,92%
25 - 36	21.517	38,44%	259.001.036,86 €	39,11%
37 - 48	13.633	24,36%	191.968.754,74 €	28,99%
49 - 54	1.501	2,68%	19.713.674,39 €	2,98%
> 54	0	0,00%	- €	0,00%
<b>Total</b>	<b>55.972</b>	<b>100,00%</b>	<b>662.167.881,20 €</b>	<b>100,00%</b>

**Statistics**

<b>Minimum</b> Remaining Term in months	15
<b>Maximum</b> Remaining Term in months	57
<b>Weighted Average</b> Remaining Term in months	29,88

**Distribution by Seasoning**

Seasoning (months)	Number of Loans	Percentage of Loans (%)	Outstanding Discounted Principal Balance (€)	Percentage of Balance (%)
<= 6	5.975	10,67%	86.232.670,57 €	13,02%
07 - 12	13.754	24,57%	188.650.593,13 €	28,49%
13 - 18	12.571	22,46%	152.858.880,41 €	23,08%
19 - 24	8.827	15,77%	95.506.482,90 €	14,42%
25 - 30	10.513	18,78%	102.543.846,68 €	15,49%
31 - 36	3.522	6,29%	31.544.549,76 €	4,76%
37 - 42	503	0,90%	3.445.913,26 €	0,52%
43 - 50	268	0,48%	1.255.538,48 €	0,19%
> 50	39	0,07%	129.406,01 €	0,02%
<b>Total</b>	<b>55.972</b>	<b>100,00%</b>	<b>662.167.881,20 €</b>	<b>100,00%</b>

**Statistics**

<b>Weighted Average</b> Seasoning Term in months	17,61
--	-------

**Poolinformation VII. - Credit Type and Type of Car****Credit Type**

Credit Type	Number of Loans	Percentage of Loans (%)	Outstanding Discounted Principal Balance (€)	Percentage of Balance (%)
Balloon	41.485	74,12%	549.051.746,74 €	82,92%
Equal Instalment-Loan	14.487	25,88%	113.116.134,46 €	17,08%
<b>Total</b>	<b>55.972</b>	<b>100,00%</b>	<b>662.167.881,20 €</b>	<b>100,00%</b>

**Type of Car**

Type of Car	Number of Loans	Percentage of Loans (%)	Outstanding Discounted Principal Balance (€)	Percentage of Balance (%)
New Cars	32.585	58,22%	440.053.796,10 €	66,46%
Used Cars	23.387	41,78%	222.114.085,10 €	33,54%
<b>Total</b>	<b>55.972</b>	<b>100,00%</b>	<b>662.167.881,20 €</b>	<b>100,00%</b>

**Type of Car: only Balloon Loans**

Type of Car	Number of Loans	Percentage of Loans (%)	Outstanding Discounted Principal Balance (€)	Percentage of Balance (%)
New Cars	26.331	63,47%	384.967.628,68 €	70,11%
Used Cars	15.154	36,53%	164.084.118,06 €	29,89%
<b>Total</b>	<b>41.485</b>	<b>100,00%</b>	<b>549.051.746,74 €</b>	<b>100,00%</b>

**Type of Car: only Equal-Installment Loans**

Type of Car	Number of Loans	Percentage of Loans (%)	Outstanding Discounted Principal Balance (€)	Percentage of Balance (%)
New Cars	6.254	43,17%	55.086.167,42 €	48,70%
Used Cars	8.233	56,83%	58.029.967,04 €	51,30%
<b>Total</b>	<b>14.487</b>	<b>100,00%</b>	<b>113.116.134,46 €</b>	<b>100,00%</b>



## Poolinformation VIII. - Distribution by Vehicle Makes and Models

Make	Model	Number of Loans	Percentage of Loans (%)	Outstanding Discounted Principal Balance (€)	Percentage of Balance (%)
Audi	A1	183	0,33%	3.067.928,92 €	0,46%
	A2	34	0,06%	138.181,21 €	0,02%
	A3	2.372	4,24%	32.501.667,07 €	4,91%
	A4	2.040	3,64%	28.972.913,42 €	4,38%
	A5	424	0,76%	10.725.292,51 €	1,62%
	A6	1.204	2,15%	19.005.043,38 €	2,87%
	A8	77	0,14%	2.101.959,89 €	0,32%
	R8	5	0,01%	430.232,32 €	0,06%
	Q5	227	0,41%	6.849.035,38 €	1,03%
	Q7	102	0,18%	3.514.898,66 €	0,53%
	TT	235	0,42%	4.313.917,73 €	0,65%
	AUDI OTHER	3	0,01%	25.389,76 €	0,00%
		<b>Subtotal</b>	<b>6.906</b>	<b>12,34%</b>	<b>111.646.460,25 €</b>
Seat	ALHAMBRA	152	0,27%	1.998.517,14 €	0,30%
	ALTEA	127	0,23%	1.083.720,12 €	0,16%
	AROSA	38	0,07%	131.961,80 €	0,02%
	CORDOBA	25	0,04%	119.358,70 €	0,02%
	EXEO	175	0,31%	2.730.131,61 €	0,41%
	IBIZA	2.017	3,60%	17.556.560,34 €	2,65%
	INCA	0	0,00%	- €	0,00%
	LEON	890	1,59%	9.647.134,28 €	1,46%
	MARBELLA	2	0,00%	18.615,45 €	0,00%
	TOLEDO	546	0,98%	6.016.892,14 €	0,91%
	<b>Subtotal</b>	<b>3.972</b>	<b>7,10%</b>	<b>39.302.891,58 €</b>	<b>5,94%</b>
Skoda	FABIA	3.315	5,92%	25.282.729,06 €	3,82%
	FELICIA	1	0,00%	5.381,52 €	0,00%
	OCTAVIA	2.198	3,93%	25.800.246,54 €	3,90%
	ROOMSTER	536	0,96%	4.392.930,28 €	0,66%
	SUPERB	397	0,71%	6.865.695,38 €	1,04%
	YETI	631	1,13%	8.568.190,62 €	1,29%
	SKODA Other	1	0,00%	5.071,33 €	0,00%
	<b>Subtotal</b>	<b>7.079</b>	<b>12,65%</b>	<b>70.920.244,73 €</b>	<b>10,71%</b>
VW	BORA	76	0,14%	377.388,74 €	0,06%
	CADDY	1.564	2,79%	16.764.217,18 €	2,53%
	CRAFTER/LT	34	0,06%	603.006,45 €	0,09%
	EOS	549	0,98%	8.277.581,44 €	1,25%
	FOX	880	1,57%	5.115.978,86 €	0,77%
	GOLF	14.602	26,09%	161.217.524,80 €	24,35%
	JETTA	213	0,38%	2.139.368,50 €	0,32%
	LUPO	84	0,15%	275.630,19 €	0,04%
	NEW BEETLE	278	0,50%	2.718.059,56 €	0,41%
	PASSAT	3.390	6,06%	42.351.176,09 €	6,40%
	PHAETON	71	0,13%	1.109.906,09 €	0,17%
	POLO	5.596	10,00%	48.307.800,84 €	7,30%
	SCIROCCO	675	1,21%	10.074.909,25 €	1,52%
	SHARAN	643	1,15%	9.386.993,48 €	1,42%
	T4/ T5	1.454	2,60%	28.297.949,03 €	4,27%
	TIGUAN	1.742	3,11%	32.116.413,96 €	4,85%
	TOUAREG	373	0,67%	8.603.266,96 €	1,30%
	TOURAN	3.490	6,24%	44.922.061,46 €	6,78%
	VENTO	2	0,00%	23.660,92 €	0,00%
	VW OTHER	200	0,36%	2.450.515,08 €	0,37%
		<b>Subtotal</b>	<b>35.916</b>	<b>64,17%</b>	<b>425.133.408,88 €</b>
<b>Non VW Group Vehicles</b>		2.099	3,75%	15.164.875,76 €	2,29%
	<b>Total</b>	<b>55.972</b>	<b>100,00%</b>	<b>662.167.881,20 €</b>	<b>100,00%</b>

## Poolinformation VIII. - Geographic Distribution

Region	Number of Loans	Percentage of Loans (%)	Outstanding Discounted Principal Balance (€)	Percentage of Balance (%)
Baden-Wuerttemberg	6.118	10,93%	75.772.865,59 €	11,44%
Bavaria	7.073	12,64%	89.247.101,10 €	13,48%
Berlin	1.295	2,31%	16.197.589,94 €	2,45%
Brandenburg	2.215	3,96%	25.753.017,00 €	3,89%
Bremen	366	0,65%	4.226.499,82 €	0,64%
Hamburg	860	1,54%	10.380.508,59 €	1,57%
Hesse	3.802	6,79%	46.892.392,61 €	7,08%
Lower Saxony	6.088	10,88%	68.158.067,25 €	10,29%
Mecklenburg-Vorpommern	1.683	3,01%	18.437.883,94 €	2,78%
North Rhine-Westphalia	11.017	19,68%	128.553.941,31 €	19,41%
Rhineland-Palatinate	2.518	4,50%	30.199.405,59 €	4,56%
Saarland	432	0,77%	5.323.443,72 €	0,80%
Saxony	4.618	8,25%	52.977.439,11 €	8,00%
Saxony-Anhalt	2.870	5,13%	32.238.700,20 €	4,87%
Schleswig-Holstein	2.136	3,82%	23.668.259,64 €	3,57%
Thuringia	2.881	5,15%	34.140.765,78 €	5,16%
<b>Total</b>	<b>55.972</b>	<b>100,00%</b>	<b>662.167.881,20 €</b>	<b>100,00%</b>

## Glossary

Original Maturity Date:	Original Maturity Date of each note as of the inception of the transaction (as of cut off date). Assuming a CPR of 10% and no clean up call.
Scheduled Maturity Date:	Maturity Date as of the end of each reporting period. Assuming a CPR of 10% and no clean up call.
Collections:	Available Distribution Amount on each payment day as described in the OC
Delinquent contract:	The outstanding value of a contract which is past due date for more than 30 days
Defaulted contract:	The outstanding value of a terminated contract
Write Off:	the value of contracts which were written off as irrevocable
Discount:	Reimbursement of interest which was calculated on the initial term and which was not used eg. due to a termination of a contract.
Recoveries:	All money received after a termination of a contract
Net Swap Payment:	Private Driver 2011-1 is in a paying position (negative value).
Net Swap Receipt:	Private Driver 2011-1 is in a receiving position (positive value).