

Deal Name: Driver Japan six

Originator: Volkswagen Financial Services Japan Ltd.
Gotenyama Trust Tower 17F
7-35 Kitashinagawa 4-chome, Shinagawa-ku
Tokyo 140-0001, Japan

Reporting Entity: Volkswagen Financial Services Japan Ltd.
Treasury Dept.
Gotenyama Trust Tower 17F
7-35 Kitashinagawa 4-chome, Shinagawa-ku
Tokyo 140-0001, Japan
Tel No.: +81(0)3-5792-7261
Fax No.: +81(0)3-3280-7365
E-mail: vwfsjp.abs@vwfs.com

**Trustor of the First Trust:
Servicer:** Volkswagen Financial Services Japan Ltd.

**Trustee of the First Trust:
Trustee of the Second Trust:** Deutsche Trust Company Limited Japan
Sanno Park Tower, 11-1,
Nagatacho 2-chome, Chiyoda-ku,
Tokyo, 100-6172, Japan
Trust Business Administration Department
Tel No.: +81(0)3-5156-5637
Fax No.: +81(0)3-5156-5658
E-mail: DB_Trust_Trust@list.db.com



Contents

Page	Tables of Contents
1	Front Page
2	Contents
3	Deal Overview
4	Deal Overview: Counterparties I
5	Deal Overview: Counterparties II
6	Information regarding the TBI and ABL to the Second Trust
7	Pool Information
8	Available Distribution
9	Waterfall
10	Credit Enhancement
11	Cumulative Gross Loss Ratio & Performance Trigger
12	Cumulative Gross Loss Ratio & Performance Trigger (Chart)
13	Default & Delinquencies
14	Run Out Schedule (Previous)
15	Run Out Schedule
16	Expected Amortization to the Second Trust
17	Sub-Servicer
18	Brand
19	New and Used
20	Product Type
21	RV
22	Brand New and Used
23	Customer Type
24	Outstanding Discounted Principal Balance
25	Original Principal Amount
26	Interest Rate paid by the Obligor
27	Original Term
28	Remaining Term
29	Seasoning
30	Type of Car
31	Brand and Model
32	Geographic Dist. by Prefecture
33	Obligor Concentration
34	Contract Start Month
35	Contract End Month
36	Monthly payment
37	Bonus payment
38	Mortor Type

Deal Overview

Cut Off Date:	2017/02/10		
Trust Commencement Date:	2017/02/23	Legal Maturity of the First Trust:	2025/06/27
Monthly Period:	2019/05/11	to	2019/06/10
Reporting Date:	2019/06/17		
Reporting Frequency:	monthly		
Period No.:	28		
Remittance Date:	2019/06/24		
Advance Payment Date:	2019/06/24		
Cash Adjustment Date:	2019/06/24		
Additional Entrustment Date:	2019/06/26		
Trust Calculation Date:	2019/06/26		
Trust Calculation Period:	2019/05/25	to	2019/06/26
First Trust Payment Date:	2019/06/27		
Second Trust Payment Date:	2019/06/28		
Interest Calculation Period:	2019/05/29	to	2019/06/28
Next Reporting Date:	2019/07/18		

Pool information at the Initial Cut off Date

	Number of Contracts	Outstanding Discounted Principal Balance	Outstanding Nominal Balance
Outstanding Pool	30,757	64,171,706,472 JPY	67,028,993,300 JPY

Credit Type	Percentage of Loans	Outstanding Discounted Principal Balance	Percentage of Balance
Balloon	76.13 %	55,443,642,000 JPY	86.40 %
Equal Instalment Loan	23.87 %	8,728,064,472 JPY	13.60 %
Total	100.00 %	64,171,706,472 JPY	100.00 %

Type of Car	Percentage of Loans	Outstanding Discounted Principal Balance	Percentage of Balance
New	66.66 %	49,506,381,305 JPY	77.15 %
Used	33.34 %	14,665,325,167 JPY	22.85 %
Total	100.00 %	64,171,706,472 JPY	100.00 %

Deal Overview: Counterparties I

Joint Lead Managers:

Shinsei Securities Co., Ltd.

Nihonbashi Muromachi Nomura Building, 4-3,
 Nihonbashi-muromachi 2-chome,
 Chuo-ku,
 Tokyo 103-0022, Japan

BNP Paribas Securities (Japan) Limited

GranTokyo North Tower, 9-1,
 Marunouchi 1-chome,
 Chiyoda-ku,
 Tokyo 100-6740, Japan

Trust Management Account Bank:

MUFG Bank, Ltd.

4-2 Toranomom 1-chome,
 Minato-ku
 Tokyo 105-0001, Japan

Rating								
Moody's			Fitch			R&I		
Long Term	Short Term	Outlook	Long Term	Short Term	Outlook	Long Term	Short Term	Outlook
n.a.	n.a.	n.a.	n.a.	n.a.	n.a.	n.a.	n.a.	n.a.
n.a.	n.a.	n.a.	n.a.	n.a.	n.a.	n.a.	n.a.	n.a.
A1	P-1	Stable	A	F1	Stable	AA-	a-1+	Stable

Originator:

Trustor of the First Trust:

Servicer:

Volkswagen Financial Services Japan Ltd.

Gotenyama Trust Tower 17F
 7-35 Kitashinagawa 4-chome, Shinagawa-ku
 Tokyo 140-0001, Japan

Trustee of the First Trust:

Trustee of the Second Trust:

Deutsche Trust Company Limited Japan

Attn.: Driver Japan Six
 Trust Business Administration Department

ABL Lender to the First Trust:

Trustor of the Second Trust:

Shinsei Securities Co., Ltd.

Seller of the Trust Beneficial

Interest of the Second Trust

Shinsei Securities Co., Ltd.
 BNP Paribas Securities (Japan) Limited

Deal Overview: Counterparties II

Rating Agencies:

Moody's SF Japan K.K.

Attn.: Driver Japan six
 Structure Finance Group Monitoring Division
 5-1 Atago 2-chome, Minato-ku
 Tokyo 105-6220, Japan
 E-mail: monitor.msfi@moodys.com

Fitch Ratings Japan Limited

Attn.: Driver Japan six
 Structured Finance
 Kojimachi Crystal City East Wing 3rd Floor,
 4-8 Kōjimachi, Chiyoda-ku,
 Tokyo 102-0083, Japan
 E-mail: tokyo.surveillance@fitchratings.com

Rating and Investment Information, Inc.

Attn.: Monitoring Group Department:
 Structured Finance Department
 TERRACE SQUARE, 3-22,
 Kanda Nishikicho, Chiyoda-ku,
 Tokyo 101-0054, Japan
 E-mail: sfmonitor@r-i.co.jp

Rating of VW

Volkswagen Financial Services AG

Volkswagen AG

Rating								
Moody's			Fitch			R&I		
Short Term	Long Term	Outlook	Short Term	Long Term	Outlook	Short Term	Long Term	Outlook
P-2	A3	Stable	n.a.	n.a.	n.a.	n.a.	n.a.	n.a.
P-2	A3	Stable	F1	BBB+	Stable	n.a.	n.a.	n.a.

Information regarding Trust Beneficial Interest of the Second Trust & Asset Backed Loan to the Second Trust
Rating Details
Rating at Issue Date

	<u>TBI</u>	<u>ABL</u>
Moody's	Aaa(sf)	Aaa(sf)
Fitch	AAAsf	AAAsf
R&I	AAA	AAA

Current Rating

	<u>TBI</u>	<u>ABL</u>
Moody's	Aaa(sf)	Aaa(sf)
Fitch	AAAsf	AAAsf
R&I	AAA	AAA

Information on TBI & ABL

	<u>TBI</u>	<u>ABL</u>
Initial Balance	39,200,000,000 JPY	20,800,000,000 JPY
Expected Maturity Date	2021/06/28	2021/06/28
Legal Maturity of the Second Trust	2025/06/30	2025/06/30
Payment Dates	28th	28th
Business Day Convention	Modified Following	Modified Following
Listing	None	—

Information on Interest

	<u>TBI</u>	<u>ABL</u>
Fixed/ Floating	Fixed	Fixed
Current Coupon	0.19%	0.19%
Day Count Convention	30/360	30/360

Selling Restriction

The holders of the Beneficial Interest and the ABL Lenders* are prohibited from dividing, assigning, pledging or creating any other security interest over any of the Beneficial Interest and the Asset Backed Loans without the prior written approval of the Trustee of the Second Trust.

(*)The holders of the Beneficial Interest and the ABL Lenders are limited to specified investors (*tokutei toushika*) as defined under Paragraph 31 of Article 2 of the Financial Instruments and Exchange Act (Law no.25 of 1948 as amended).

Clean-Up Call

VWFS Japan as the Trustor of the First Trust has a right at its option to exercise a clean-up call to repurchase of all, but not part, of the outstanding Auto Loan Receivables from the Trustee of the First Trust on any Trust Calculation Date, the Discounted Principal Balance of all outstanding Auto Loan Receivables is expected to be less than ten percent (10%) of the Discounted Principal Balance of the Initial Auto Loan Receivables as of the Initial Cut-off Date after the distribution pursuant to Article 18.1 of the First Trust Agreement on the immediately following First Trust Payment Date.

Pool Information
Pool Balance on Initial Cut-Off Date

Status	Number of Contracts	Outstanding Discounted Principal Balance
Normal	30,757	64,171,706,472 JPY
Cancellation	0	0 JPY
Early Termination	0	0 JPY
Defaulted Receivables	0	0 JPY
Matured	0	0 JPY
Refinance Option	0	0 JPY
Repurchase	0	0 JPY
Total	30,757	64,171,706,472 JPY

Pool Balance before entrustment of Additional Auto Loan Receivables

Status	Number of Contracts on previous EoP	Outstanding Discounted Principal Balance on previous EoP	Number of Contracts "as Collections" during the relevant Monthly Period*	Outstanding Discounted Principal Balance "as Collections" during the relevant Monthly Period*	Number of Contracts EoP before entrustment of Additional Auto Loan Receivables	Outstanding Discounted Principal Balance EoP before entrustment of Additional Auto Loan Receivables
Normal	20,516	31,065,515,609 JPY	19,664	631,787,235 JPY	19,664	29,323,928,172 JPY
Cancellation	0	0 JPY	0	0 JPY	0	0 JPY
Early Termination	0	0 JPY	356	605,606,220 JPY	0	0 JPY
Defaulted Receivables	0	0 JPY	8	15,611,625 JPY	0	0 JPY
Matured	0	0 JPY	375	317,615,770 JPY	0	0 JPY
Refinance Option	0	0 JPY	113	170,966,587 JPY	0	0 JPY
Repurchase	0	0 JPY	0	0 JPY	0	0 JPY
Total	20,516	31,065,515,609 JPY	20,516	1,741,587,437 JPY	19,664	29,323,928,172 JPY

Pool Balance after entrustment of Additional Auto Loan Receivables

Status	Number of Contracts EoP before entrustment of Additional Auto Loan Receivables	Outstanding Discounted Principal Balance EoP before entrustment of Additional Auto Loan Receivables	Number of Contracts of Additional Auto Loan Receivables	Outstanding Discounted Principal Balance of Additional Auto Loan Receivables	Number of Contracts EoP after entrustment of Additional Auto Loan Receivables	Outstanding Discounted Principal Balance EoP after entrustment of Additional Auto Loan Receivables
Normal	19,664	29,323,928,172 JPY	0	0 JPY	19,664	29,323,928,172 JPY
Cancellation	0	0 JPY	0	0 JPY	0	0 JPY
Early Termination	0	0 JPY	0	0 JPY	0	0 JPY
Defaulted Receivables	0	0 JPY	0	0 JPY	0	0 JPY
Matured	0	0 JPY	0	0 JPY	0	0 JPY
Refinance Option	0	0 JPY	0	0 JPY	0	0 JPY
Repurchase	0	0 JPY	0	0 JPY	0	0 JPY
Total	19,664	29,323,928,172 JPY	0	0 JPY	19,664	29,323,928,172 JPY

Limits on Eligibility Criteria

Status Limits on Eligibility Criteria (v) (including Additional Entrustment)	Current Exposure in %	Limits in % of the aggregate Discounted Principal Balance of the Auto Loan Receivables outstanding	Status
(i) on Used Purchased Vehicle	23.46 %	35 %	-*
(ii) on Non-VW Vehicles	0.01 %	5 %	-*
(iii) on Balloon Payment	51.08 %	50 %	-*

(*) not applicable since the Revolving Period ended

Outstanding Balances

Monthly Period: from 2019/05/11 to 2019/06/10
Reporting Date: 2019/06/17
Trust Calculation Date: 2019/06/26

Outstanding Balances

	Number of Contracts	Aggregate Amount of the Discounted Principal Balance	Aggregate Amount of the Nominal Balance
Balance on the previous EoP	20,516	31,065,515,609 JPY	31,946,796,700 JPY
Balance after counting on the Collections during the relevant Monthly Period	19,664	29,323,928,172 JPY	30,137,732,600 JPY
Balance of Additional Auto Loan Receivables	0	0 JPY	0 JPY
Aggregate Amount of Auto Loan Receivables	19,664	29,323,928,172 JPY	30,137,732,600 JPY

Collections

	Number of Contracts	Aggregate Amount of the Discounted Principal Balance	Aggregate Amount of the Nominal Balance
Collections: Amortization of current contracts	19,664	631,787,235 JPY	685,536,600 JPY
Collections: Cancellation	0	0 JPY	0 JPY
Collections: Early Termination	356	605,606,220 JPY	606,359,939 JPY
Collections: Defaulted Receivables	8	15,611,625 JPY	15,647,069 JPY
Collections: Matured	375	317,615,770 JPY	318,090,800 JPY
Collections: Refinance Option	113	170,966,587 JPY	171,220,000 JPY
Collections: Repurchase	0	0 JPY	0 JPY
Sum	20,516	1,741,587,437 JPY	1,796,854,408 JPY

Available Distribution Amount

	Number of Contracts	Aggregate Amount of the Nominal Balance
(a) the Collections for the Monthly Period with respect to such Trust Calculation Date	20,516	1,796,854,408 JPY
(b) drawings from the Cash Collateral Ledger in accordance with Article 18.3 of the First Trust Agreement	0	0 JPY
(c) net investment earnings from Eligible Investments	0	0 JPY
(d) net proceeds from the sale or disposal of the Trust Assets of the First Trust	0	0 JPY
(e) any amount which is carried over from the immediately preceding Trust Calculation Date	0	0 JPY
Sum	20,516	1,796,854,408 JPY

Waterfall
There is no distinction between principal and interest, and all collections go through a single priority of payments

		Payment	Remaining Amount
Available Distribution Amount	plus	1,796,854,408 JPY	1,796,854,408 JPY
(a) an amount necessary for the payment of all taxes and public charges to be paid to the relevant public authority by the immediately following First Trust Payment Date.	less	0 JPY	1,796,854,408 JPY
(b) an amount necessary for the payment of all Fees for the Trustee of the First Trust to be paid to the Trustee of the First Trust by the immediately following First Trust Payment Date.	less	279,589 JPY	1,796,574,819 JPY
(c) an amount necessary for the payment of the Servicing Fee to be paid to the Servicer by the immediately following First Trust Payment Date.	less	27,958,963 JPY	1,768,615,856 JPY
(d) an amount necessary for the payment of the Trust Expenses of the First Trust as provided in Article 23.1 (including the Rating Fees, Costs of the Second Trust and those fees not otherwise covered by (b) or (c) above) to be paid to the relevant party by the immediately following First Trust Payment Date (including any amounts advanced by the Trustee of the First Trust pursuant to Article 23.3)	less	295,033 JPY	1,768,320,823 JPY
(e) an amount necessary for the payment of overdue and unpaid interest on the Asset Backed Loans to the First Trust (if any) to be paid to the Trustee of the Second Trust by the immediately following First Trust Payment Date.	less	0 JPY	1,768,320,823 JPY
(f) an amount necessary for the payment to the Trustee of the Second Trust of interest on the Asset Backed Loan to the First Trust accruing during the relevant Interest Calculation Period	less	4,353,055 JPY	1,763,967,768 JPY
(g) an amount necessary to top up the balance thereof until it is equal to the Cash Collateral Ledger Target Balance	less	0 JPY	1,763,967,768 JPY
(h) (i) prior to the expiration of the Revolving Period: an amount necessary for the redemption of any Additional Senior Beneficial Interest;	less	1,541,304,881 JPY	222,662,887 JPY
(ii) following the expiration of the Revolving Period and prior to the occurrence of an Early Amortization Event, an amount necessary for the payment to the Trustee of the Second Trust of the Asset Backed Loan Principal Payment Amount for the relevant First Trust Payment Date.			
(iii) following the occurrence of the Early Amortization Event, an amount necessary for the payment to the Trustee of the Second Trust of the remaining principal balance of the Asset Backed Loan to the First Trust.			
(i) an amount necessary for the payment to the Trustee of the First Trust of any Indemnified Amounts which are not compensated by the Trustor of the First Trust	less	0 JPY	222,662,887 JPY
(j) an amount necessary for the payment to the Subordinated Beneficiary of the Subordinated Beneficial Principal Payment Amount for the relevant First Trust Payment Date.	less	200,282,556 JPY	22,380,331 JPY
(k) (i) prior to the expiration of the Revolving Period, then (x) if a transfer is made under (j) above, such remaining amount will be transferred to the Expenses Distribution Ledger for payment to the Subordinated Beneficiary as a payment of earnings on the Subordinated Beneficial Interest, and such payment shall be made on the First Trust Payment Date immediately following such Trust Calculation Date or (y) if no transfer is made under (j) above, such remaining amount will be carried forward to the next Trust Calculation Date.	less	22,380,331 JPY	0 JPY
(ii) following the expiration of the Revolving Period and prior to the occurrence of an Early Amortization Event, then such remaining amount will be transferred to the Expenses Distribution Ledger for payment to the Subordinated Beneficiary as a payment of earnings on the Subordinated Beneficial Interest, and such payment shall be made on the First Trust Payment Date immediately following such Trust Calculation Date.			
(iii) following the occurrence of an Early Amortization Event, the remaining amount in the Trust Collection Ledger will be carried forward to the next Trust Calculation Date.			

Credit Enhancement
Subordinated Principal Balance as of the relevant First Trust Payment Date

	Percentage of Aggregate Discounted Principal Balance	Value
(i) the aggregate amount of the Discounted Principal Balance of all Auto Loan Receivables outstanding		29,323,928,172 JPY
(ii) Asset Backed Loan Principal Balance on the relevant First Trust Payment Date		25,951,676,432 JPY
Overcollateralization (= (i) - (ii))	11.50 %	3,372,251,740 JPY
Trust Collection Ledger which is carried over from the immediately preceding Trust Calculation Date	0.00 %	0 JPY
The amount in the Cash Collateral Ledger	1.18 %	345,000,000 JPY
Subordinated Principal Balance	12.68 %	3,717,251,740 JPY

Trust Management Account (TMA)

	in JPY	+/-	in JPY (previous)
Initial Balance on Cash Entrustment Date	345,000,000 JPY		
Outstanding Balance on First Trust Payment Date	345,000,000 JPY	0 JPY	345,000,000 JPY
(a) Expenses Distribution Ledger	0 JPY	0 JPY	0 JPY
(b) Trust Collection Ledger	0 JPY	0 JPY	0 JPY
(c) Cash Collateral Ledger	345,000,000 JPY	0 JPY	345,000,000 JPY
Cash Collateral Ledger Target Balance	345,000,000 JPY		

Calculation of Credit Enhancement

Driver Japan six's Credit Enhancement consists of the items listed above in the Subordinated Principal Balance as of the relevant date of determination (immediately following the First Trust Payment Date). The result provides an absolute value, which will be applied to the (amortized) Aggregate Discounted Principal Balance as of the end of the relevant date.

The transaction has a Revolving Period of 12 months until February 2018.

Asset Backed Loan Overcollateralization Percentage is (i) prior to the expiration of the Revolving Period, 8.5%, and (ii) following the expiration of the Revolving Period, 11.5%; provided, in each case no Credit Enhancement Increase Condition shall be in effect. After a Level 1 Credit Enhancement Increase Condition in effect, 17% and after a Level 2 Credit Enhancement Increase Condition is in effect, 100%.

Cumulative Gross Loss & Cumulative Repurchased Receivables

Cumulative Defaulted Receivables

	Number of Contracts	Write Offs
Beginning of Period	129	258,340,403 JPY
Defaulted Receivables	8	15,611,625 JPY
End of Period	137	273,952,028 JPY

Cumulative Gross Loss Ratio

The sum of the Discounted Principal Balance of all Auto Loan Receivables that have become Defaulted Receivables from the Initial Cut-off Date through to the end of Monthly Period immediately preceding the relevant Trust Calculation Date

273,952,028 JPY 0.30 %

The sum of (i) the aggregate Discounted Principal Balance of the Initial Auto Loan Receivables as of the Initial Cut-off Date and (ii) the aggregate Discounted Principal Balance as of the relevant Trust Calculation Date of all Additional Auto Loan Receivables (if any) entrusted on the Additional Entrustment Dates which fall six months prior to the relevant Trust Calculation Date.

90,684,064,608 JPY

Performance Triggers

Asset Backed Loan Overcollateralization Percentage was implemented to assure on a monthly basis that no cash is paid to lower steps in the waterfall unless there is sufficient Overcollateralization to support the transaction.

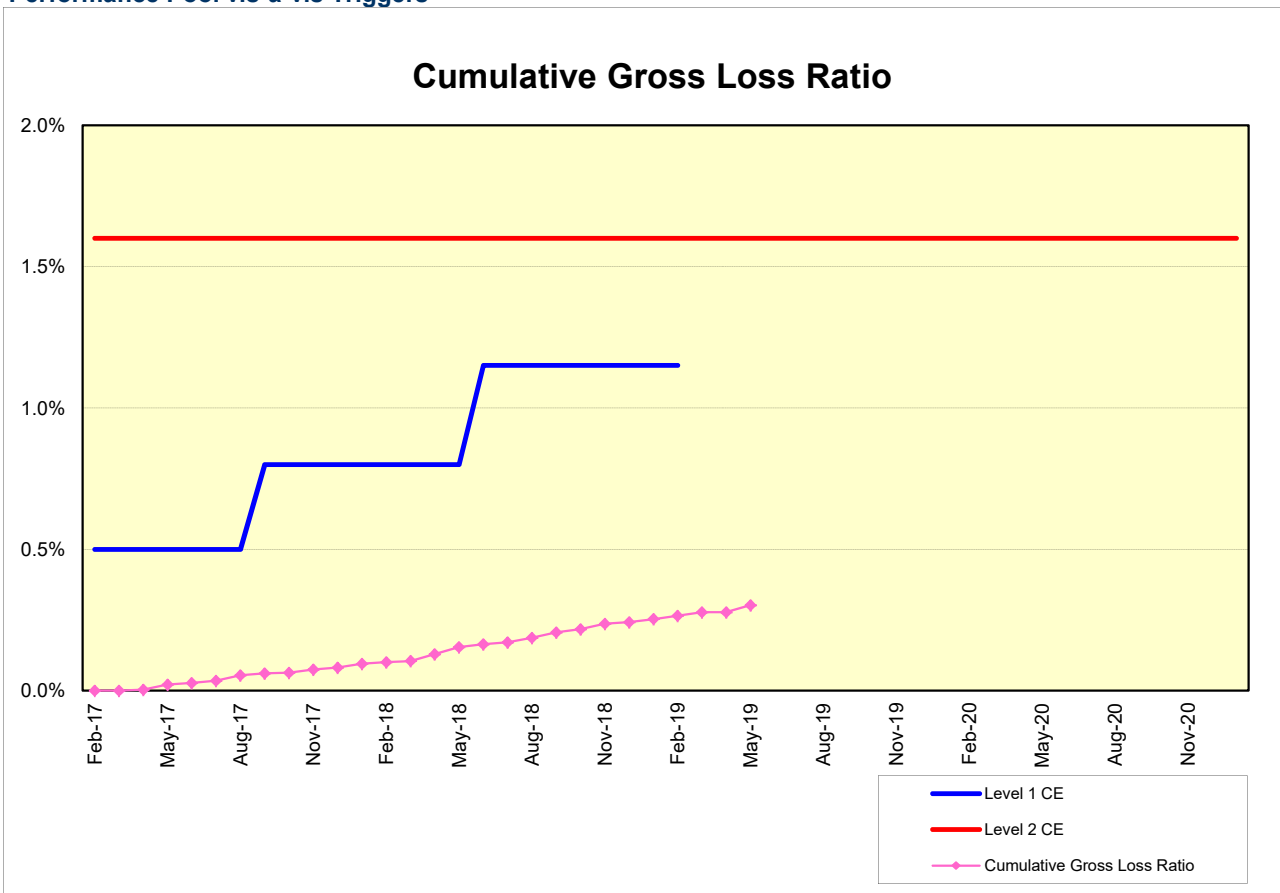
The performance trigger in form of a Credit Enhancement Increase Condition will be activated when the Cumulative Gross Loss Ratio exceeds the defined limits. In this case the Overcollateralization will be increased accordingly.

Levels	Credit Enhancement increase condition	Credit Enhancement increase condition in place?
Level 1 (i)	Cumulative Gross Loss Ratio exceeds 0.5% for any First Trust Payment Date on or prior to August 2017	no
Level 1 (ii)	Cumulative Gross Loss Ratio exceeds 0.8% for any First Trust Payment Date from September 2017 to May 2018	no
Level 1 (iii)	Cumulative Gross Loss Ratio exceeds 1.15% for any First Trust Payment Date from June 2018 to February 2019	no
Level 2	Cumulative Gross Loss Ratio exceeds 1.6% for any First Trust Payment Date	no

	Asset Backed Loan Overcollateralization Percentage
Prior to the expiration of the Revolving Period (No Credit Enhancement Increase Condition is in effect)	8.50 %
Following the expiration of Revolving Period (No Credit Enhancement Increase Condition is in effect)	11.50 %
After a Level 1 Credit Enhancement Increase Condition is in effect	17.00 %
After a Level 2 Credit Enhancement Increase Condition is in effect	100.00 %
Current Asset Backed Loan Overcollateralization Percentage	11.50 %

Cumulative Gross Loss & Cumulative Repurchased Receivables

Performance Pool vis-a-vis Triggers



Cumulative Repurchased Receivables

	Number of Contracts	Repurchase Price
Beginning of Period	0	0 JPY
Repurchased Receivables	0	0 JPY
End of Period	0	0 JPY

Defaulted and Delinquent Contracts

Information of Delinquencies and Defaults

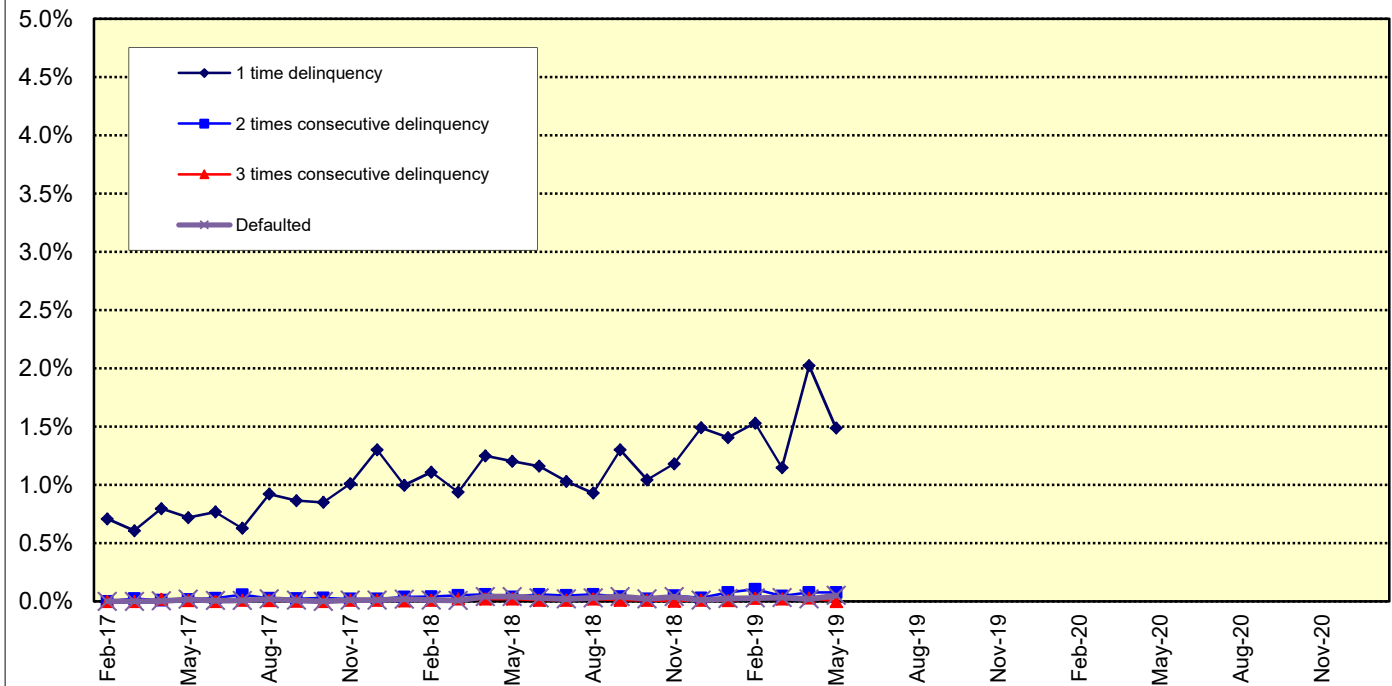
Current Reporting Period	Number of Contracts	Percentage of Contracts (*)	Outstanding Discounted Principal Balance	Percentage of Principal Balance (*)	Outstanding Nominal Balance	Percentage of Nominal Balance (*)
Delinquent	279	1.36 %	458,494,737 JPY	1.48 %	473,976,100 JPY	1.48 %
Default	8	0.04 %	15,611,625 JPY	0.05 %	15,647,069 JPY	0.05 %

(*) Based on the previous EoP

Delinquency Profile (Information Purpose Only)

Days in Arrears	Number of Contracts	Percentage of Contracts	Outstanding Discounted Principal Balance	Percentage of Principal Balance	Outstanding Nominal Balance	Percentage of Nominal Balance
1	265	1.35 %	436,102,715 JPY	1.49 %	450,857,800 JPY	1.50 %
2	14	0.07 %	22,392,022 JPY	0.08 %	23,118,300 JPY	0.08 %
3	0	0.00 %	0 JPY	0.00 %	0 JPY	0.00 %
Total	279	1.42 %	458,494,737 JPY	1.56 %	473,976,100 JPY	1.57 %

Delinquent / Defaulted (Gross Loss) Ratio



Run Out Schedule

ROS on the previous EoP on 2019/05/10

Next Payment Month	Number of Contracts	ABS Outstanding Principal	ABS Outstanding Interest	Outstanding Installment	ABS Remaining Principal	ABS Remaining Interest	ABS Remaining Installment
04.2019	20,516	31,065,515,609 JPY	881,281,091 JPY	31,946,796,700 JPY	0 JPY	0 JPY	0 JPY
05.2019	20,516	29,931,723,512 JPY	825,787,888 JPY	30,757,511,400 JPY	1,133,792,097 JPY	55,493,203 JPY	1,189,285,300 JPY
06.2019	20,028	28,192,318,536 JPY	772,217,764 JPY	28,964,536,300 JPY	1,739,404,976 JPY	53,570,124 JPY	1,792,975,100 JPY
07.2019	19,342	26,630,570,517 JPY	721,579,283 JPY	27,352,149,800 JPY	1,561,748,019 JPY	50,638,481 JPY	1,612,386,500 JPY
08.2019	18,817	25,332,321,976 JPY	673,618,924 JPY	26,005,940,900 JPY	1,298,248,541 JPY	47,960,359 JPY	1,346,208,900 JPY
09.2019	18,225	23,708,951,787 JPY	627,775,213 JPY	24,336,727,000 JPY	1,623,370,189 JPY	45,843,711 JPY	1,669,213,900 JPY
10.2019	17,347	22,524,491,870 JPY	584,429,530 JPY	23,108,921,400 JPY	1,184,459,917 JPY	43,345,683 JPY	1,227,805,600 JPY
11.2019	16,765	21,012,155,933 JPY	543,017,567 JPY	21,555,173,500 JPY	1,512,335,937 JPY	41,411,963 JPY	1,553,747,900 JPY
12.2019	15,982	19,569,291,240 JPY	503,900,760 JPY	20,073,192,000 JPY	1,442,864,693 JPY	39,116,807 JPY	1,481,981,500 JPY
01.2020	15,545	18,600,824,090 JPY	467,321,810 JPY	19,068,145,900 JPY	968,467,150 JPY	36,578,950 JPY	1,005,046,100 JPY
02.2020	15,183	17,687,061,349 JPY	432,453,951 JPY	18,119,515,300 JPY	913,762,741 JPY	34,867,859 JPY	948,630,600 JPY
03.2020	14,663	16,593,305,312 JPY	399,172,488 JPY	16,992,477,800 JPY	1,093,756,037 JPY	33,281,463 JPY	1,127,037,500 JPY
04.2020	13,970	15,918,184,241 JPY	367,682,659 JPY	16,285,866,900 JPY	675,121,071 JPY	31,489,829 JPY	706,610,900 JPY
05.2020	13,727	15,180,872,345 JPY	337,405,555 JPY	15,518,277,900 JPY	737,311,896 JPY	30,277,104 JPY	767,589,000 JPY
06.2020	13,363	14,235,759,404 JPY	308,429,496 JPY	14,544,188,900 JPY	945,112,941 JPY	28,976,059 JPY	974,089,000 JPY
07.2020	12,973	13,394,761,139 JPY	281,184,961 JPY	13,675,946,100 JPY	840,998,265 JPY	27,244,535 JPY	868,242,500 JPY
08.2020	12,692	12,689,361,392 JPY	255,560,808 JPY	12,944,922,200 JPY	705,399,747 JPY	25,624,153 JPY	731,023,900 JPY
09.2020	12,339	12,055,406,521 JPY	231,232,879 JPY	12,286,639,400 JPY	633,954,871 JPY	24,327,929 JPY	658,282,800 JPY
10.2020	11,947	11,542,550,799 JPY	208,090,501 JPY	11,750,641,300 JPY	512,855,722 JPY	23,142,378 JPY	535,998,100 JPY
11.2020	11,705	11,041,935,528 JPY	185,964,272 JPY	11,227,899,800 JPY	500,615,271 JPY	22,126,229 JPY	522,741,500 JPY
12.2020	11,436	10,187,803,372 JPY	164,823,928 JPY	10,352,627,300 JPY	854,132,156 JPY	21,140,344 JPY	875,272,500 JPY
01.2021	11,119	9,517,412,829 JPY	145,384,471 JPY	9,662,797,300 JPY	670,390,543 JPY	19,439,457 JPY	689,830,000 JPY
02.2021	10,688	8,808,595,734 JPY	127,214,766 JPY	8,935,810,500 JPY	708,817,095 JPY	18,169,705 JPY	726,986,800 JPY
03.2021	10,042	7,990,837,347 JPY	110,380,053 JPY	8,101,217,400 JPY	817,758,387 JPY	16,834,713 JPY	834,593,100 JPY
04.2021	9,121	7,473,457,524 JPY	95,059,776 JPY	7,568,517,300 JPY	517,379,823 JPY	15,320,277 JPY	532,700,100 JPY
05.2021	8,653	6,890,799,547 JPY	80,773,553 JPY	6,971,573,100 JPY	582,657,977 JPY	14,286,223 JPY	596,944,200 JPY
06.2021	8,009	6,177,642,329 JPY	67,626,271 JPY	6,245,268,600 JPY	713,157,218 JPY	13,147,282 JPY	726,304,500 JPY
07.2021	7,332	5,376,523,289 JPY	55,910,711 JPY	5,432,434,000 JPY	801,119,040 JPY	11,715,560 JPY	812,834,600 JPY
08.2021	6,615	4,674,107,173 JPY	45,735,427 JPY	4,719,842,600 JPY	702,416,116 JPY	10,175,284 JPY	712,591,400 JPY
09.2021	5,812	3,744,666,913 JPY	36,839,387 JPY	3,781,506,300 JPY	929,440,260 JPY	8,896,040 JPY	938,336,300 JPY
10.2021	4,687	3,150,276,270 JPY	29,681,830 JPY	3,179,958,100 JPY	594,390,643 JPY	7,157,557 JPY	601,548,200 JPY
11.2021	4,001	2,403,611,222 JPY	23,626,978 JPY	2,427,238,200 JPY	746,665,048 JPY	6,054,852 JPY	752,719,900 JPY
12.2021	3,075	1,996,246,690 JPY	18,922,710 JPY	2,015,169,400 JPY	407,364,532 JPY	4,704,268 JPY	412,068,800 JPY
01.2022	2,747	1,707,860,838 JPY	15,004,662 JPY	1,722,865,500 JPY	288,385,852 JPY	3,918,048 JPY	292,303,900 JPY
02.2022	2,465	1,415,591,856 JPY	11,654,644 JPY	1,427,246,500 JPY	292,268,982 JPY	3,350,018 JPY	295,619,000 JPY
03.2022	2,132	1,018,988,126 JPY	8,866,574 JPY	1,027,854,700 JPY	396,603,730 JPY	2,788,070 JPY	399,391,800 JPY
04.2022	1,591	841,785,209 JPY	6,790,491 JPY	848,575,700 JPY	177,202,917 JPY	2,076,083 JPY	179,279,000 JPY
05.2022	1,356	658,376,184 JPY	5,055,616 JPY	663,431,800 JPY	183,409,025 JPY	1,734,875 JPY	185,143,900 JPY
06.2022	1,087	467,577,942 JPY	3,657,758 JPY	471,235,700 JPY	190,798,242 JPY	1,397,858 JPY	192,196,100 JPY
07.2022	817	338,454,590 JPY	2,627,510 JPY	341,082,100 JPY	129,123,352 JPY	1,030,248 JPY	130,153,600 JPY
08.2022	655	246,020,933 JPY	1,862,767 JPY	247,883,700 JPY	92,433,657 JPY	764,743 JPY	93,198,400 JPY
09.2022	468	140,192,251 JPY	1,288,649 JPY	141,480,900 JPY	105,828,682 JPY	574,118 JPY	106,402,800 JPY
10.2022	300	76,123,906 JPY	934,894 JPY	77,058,800 JPY	64,068,345 JPY	353,755 JPY	64,422,100 JPY
11.2022	204	46,637,248 JPY	730,452 JPY	47,367,700 JPY	29,486,658 JPY	204,442 JPY	29,691,100 JPY
12.2022	154	36,162,991 JPY	592,309 JPY	36,755,300 JPY	10,474,257 JPY	138,143 JPY	10,612,400 JPY
01.2023	133	29,142,157 JPY	484,543 JPY	29,626,700 JPY	7,020,834 JPY	107,766 JPY	7,128,600 JPY
02.2023	120	24,467,925 JPY	397,075 JPY	24,865,000 JPY	4,674,232 JPY	87,468 JPY	4,761,700 JPY
03.2023	104	20,399,085 JPY	323,115 JPY	20,722,200 JPY	4,068,840 JPY	73,960 JPY	4,142,800 JPY
04.2023	83	17,078,803 JPY	260,997 JPY	17,339,800 JPY	3,320,282 JPY	62,118 JPY	3,382,400 JPY
05.2023	75	14,031,849 JPY	208,751 JPY	14,240,600 JPY	3,046,954 JPY	52,246 JPY	3,099,200 JPY
06.2023	56	11,073,113 JPY	165,587 JPY	11,238,700 JPY	2,958,736 JPY	43,164 JPY	3,001,900 JPY
07.2023	43	8,262,108 JPY	130,992 JPY	8,393,100 JPY	2,811,005 JPY	34,595 JPY	2,845,600 JPY
08.2023	37	6,390,007 JPY	104,993 JPY	6,495,000 JPY	1,872,101 JPY	25,999 JPY	1,898,100 JPY
09.2023	30	5,188,896 JPY	84,804 JPY	5,273,700 JPY	1,201,111 JPY	20,189 JPY	1,221,300 JPY
10.2023	21	4,300,381 JPY	68,319 JPY	4,368,700 JPY	888,515 JPY	16,485 JPY	905,000 JPY
11.2023	11	3,839,479 JPY	54,621 JPY	3,894,100 JPY	460,902 JPY	13,698 JPY	474,600 JPY
12.2023	10	2,815,308 JPY	42,392 JPY	2,857,700 JPY	1,024,171 JPY	12,229 JPY	1,036,400 JPY
01.2024	9	2,287,675 JPY	33,425 JPY	2,321,100 JPY	527,633 JPY	8,967 JPY	536,600 JPY
02.2024	8	1,952,261 JPY	26,139 JPY	1,978,400 JPY	335,414 JPY	7,286 JPY	342,700 JPY
03.2024	7	1,670,980 JPY	19,920 JPY	1,690,900 JPY	281,281 JPY	6,219 JPY	287,500 JPY
04.2024	6	1,442,602 JPY	14,598 JPY	1,457,200 JPY	228,378 JPY	5,322 JPY	233,700 JPY
05.2024	5	1,264,097 JPY	10,003 JPY	1,274,100 JPY	178,505 JPY	4,595 JPY	183,100 JPY
06.2024	5	1,085,024 JPY	5,976 JPY	1,091,000 JPY	179,073 JPY	4,027 JPY	183,100 JPY
07.2024	5	415,380 JPY	2,520 JPY	417,900 JPY	669,644 JPY	3,456 JPY	673,100 JPY
08.2024	4	263,803 JPY	1,197 JPY	265,000 JPY	151,577 JPY	1,323 JPY	152,900 JPY
09.2024	4	111,744 JPY	356 JPY	112,100 JPY	152,059 JPY	841 JPY	152,900 JPY
10.2024	3	0 JPY	0 JPY	0 JPY	111,744 JPY	356 JPY	112,100 JPY

Run Out Schedule

ROS on the relevant EoP on 2019/06/10

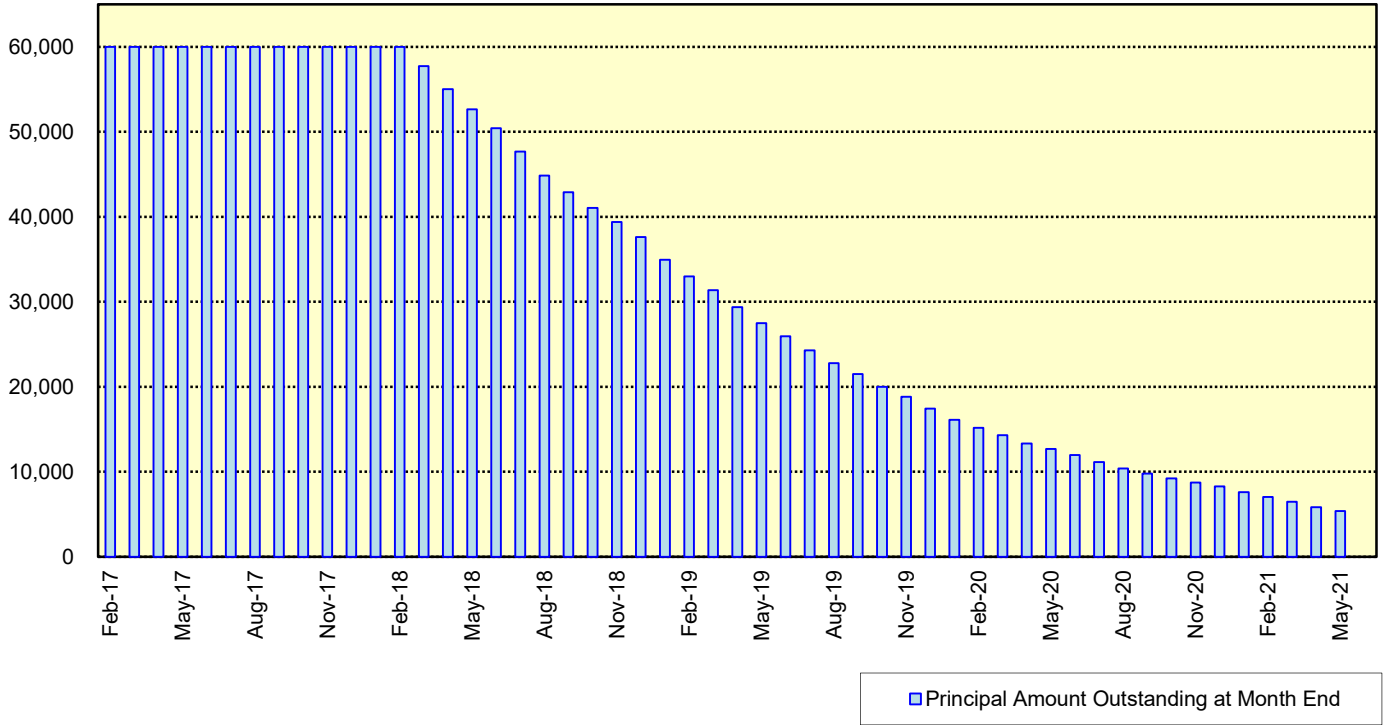
Next Payment Month	Number of Contracts	ABS Outstanding Principal	ABS Outstanding Interest	Outstanding Installment	ABS Remaining Principal	ABS Remaining Interest	ABS Remaining Installment
05.2019	19,664	29,323,928,172 JPY	813,804,428 JPY	30,137,732,600 JPY	0 JPY	0 JPY	0 JPY
06.2019	19,664	27,670,912,213 JPY	761,226,787 JPY	28,432,139,000 JPY	1,653,015,959 JPY	52,577,641 JPY	1,705,593,600 JPY
07.2019	19,020	26,155,486,474 JPY	711,447,326 JPY	26,866,933,800 JPY	1,515,425,739 JPY	49,779,461 JPY	1,565,205,200 JPY
08.2019	18,513	24,894,523,494 JPY	664,283,206 JPY	25,558,806,700 JPY	1,260,962,980 JPY	47,164,120 JPY	1,308,127,100 JPY
09.2019	17,938	23,333,119,394 JPY	619,182,006 JPY	23,952,301,400 JPY	1,561,404,100 JPY	45,101,200 JPY	1,606,505,300 JPY
10.2019	17,091	22,184,709,435 JPY	576,503,365 JPY	22,761,212,800 JPY	1,148,409,959 JPY	42,678,641 JPY	1,191,088,600 JPY
11.2019	16,527	20,708,491,232 JPY	535,700,368 JPY	21,244,191,600 JPY	1,476,218,203 JPY	40,802,997 JPY	1,517,021,200 JPY
12.2019	15,761	19,282,839,684 JPY	497,144,616 JPY	19,779,984,300 JPY	1,425,651,548 JPY	38,555,752 JPY	1,464,207,300 JPY
01.2020	15,326	18,330,405,315 JPY	461,094,985 JPY	18,791,500,300 JPY	952,434,369 JPY	36,049,631 JPY	988,484,000 JPY
02.2020	14,970	17,436,797,012 JPY	426,725,488 JPY	17,863,522,500 JPY	893,608,303 JPY	34,369,497 JPY	927,977,800 JPY
03.2020	14,459	16,358,687,608 JPY	393,914,292 JPY	16,752,601,900 JPY	1,078,109,404 JPY	32,811,196 JPY	1,110,920,600 JPY
04.2020	13,775	15,694,966,096 JPY	362,869,204 JPY	16,057,835,300 JPY	663,721,512 JPY	31,045,088 JPY	694,766,600 JPY
05.2020	13,541	14,966,752,251 JPY	333,017,349 JPY	15,299,769,600 JPY	728,213,845 JPY	29,851,855 JPY	758,065,700 JPY
06.2020	13,181	14,038,157,401 JPY	304,448,099 JPY	14,342,605,500 JPY	928,594,850 JPY	28,599,250 JPY	957,164,100 JPY
07.2020	12,798	13,208,571,700 JPY	277,581,200 JPY	13,486,152,900 JPY	829,585,701 JPY	26,866,899 JPY	856,452,600 JPY
08.2020	12,519	12,511,363,182 JPY	252,313,218 JPY	12,763,676,400 JPY	697,208,518 JPY	25,267,982 JPY	722,476,500 JPY
09.2020	12,173	11,886,932,989 JPY	228,325,911 JPY	12,115,258,900 JPY	624,430,193 JPY	23,987,307 JPY	648,417,500 JPY
10.2020	11,787	11,380,280,189 JPY	205,507,711 JPY	11,585,787,900 JPY	506,652,800 JPY	22,818,200 JPY	529,471,000 JPY
11.2020	11,547	10,887,821,280 JPY	183,693,020 JPY	11,071,514,300 JPY	492,458,909 JPY	21,814,691 JPY	514,273,600 JPY
12.2020	11,284	10,044,979,724 JPY	162,847,476 JPY	10,207,827,200 JPY	842,841,556 JPY	20,845,544 JPY	863,687,100 JPY
01.2021	10,968	9,386,323,853 JPY	143,681,747 JPY	9,530,005,600 JPY	658,655,871 JPY	19,165,729 JPY	677,821,600 JPY
02.2021	10,542	8,684,231,376 JPY	125,762,324 JPY	8,809,993,700 JPY	702,092,477 JPY	17,919,423 JPY	720,011,900 JPY
03.2021	9,899	7,882,049,834 JPY	109,165,666 JPY	7,991,215,500 JPY	802,181,542 JPY	16,596,658 JPY	818,778,200 JPY
04.2021	9,000	7,375,474,608 JPY	94,056,892 JPY	7,469,531,500 JPY	506,575,226 JPY	15,108,774 JPY	521,684,600 JPY
05.2021	8,544	6,804,946,170 JPY	79,958,930 JPY	6,884,905,100 JPY	570,528,438 JPY	14,097,962 JPY	586,626,400 JPY
06.2021	7,916	6,104,320,344 JPY	66,975,756 JPY	6,171,296,100 JPY	700,625,826 JPY	12,983,174 JPY	713,609,000 JPY
07.2021	7,252	5,318,389,848 JPY	55,399,152 JPY	5,373,789,000 JPY	785,930,496 JPY	11,576,604 JPY	797,507,100 JPY
08.2021	6,547	4,624,886,266 JPY	45,329,634 JPY	4,670,215,900 JPY	693,503,582 JPY	10,069,518 JPY	703,573,100 JPY
09.2021	5,752	3,705,898,662 JPY	36,524,038 JPY	3,742,422,700 JPY	918,987,604 JPY	8,805,596 JPY	927,793,200 JPY
10.2021	4,641	3,118,428,176 JPY	29,436,524 JPY	3,147,864,700 JPY	587,470,486 JPY	7,087,514 JPY	594,558,000 JPY
11.2021	3,965	2,383,219,632 JPY	23,437,368 JPY	2,406,657,000 JPY	735,208,544 JPY	5,999,156 JPY	741,207,700 JPY
12.2021	3,051	1,980,105,187 JPY	18,771,513 JPY	1,998,876,700 JPY	403,114,445 JPY	4,665,855 JPY	407,780,300 JPY
01.2022	2,726	1,694,821,007 JPY	14,884,793 JPY	1,709,705,800 JPY	285,284,180 JPY	3,886,720 JPY	289,170,900 JPY
02.2022	2,447	1,404,615,192 JPY	11,560,408 JPY	1,416,175,600 JPY	290,205,815 JPY	3,324,385 JPY	293,530,200 JPY
03.2022	2,118	1,010,073,254 JPY	8,795,046 JPY	1,018,868,300 JPY	394,541,938 JPY	2,765,362 JPY	397,307,300 JPY
04.2022	1,579	836,555,769 JPY	6,738,131 JPY	843,293,900 JPY	173,517,485 JPY	2,056,915 JPY	175,574,400 JPY
05.2022	1,348	654,577,194 JPY	5,014,606 JPY	659,591,800 JPY	181,978,575 JPY	1,723,525 JPY	183,702,100 JPY
06.2022	1,082	465,008,186 JPY	3,625,514 JPY	468,633,700 JPY	189,569,008 JPY	1,389,092 JPY	190,958,100 JPY
07.2022	813	336,740,210 JPY	2,601,890 JPY	339,342,100 JPY	128,267,976 JPY	1,023,624 JPY	129,291,600 JPY
08.2022	652	244,653,452 JPY	1,842,248 JPY	246,495,700 JPY	92,086,758 JPY	759,642 JPY	92,846,400 JPY
09.2022	466	138,942,684 JPY	1,272,216 JPY	140,214,900 JPY	105,710,768 JPY	570,032 JPY	106,280,800 JPY
10.2022	298	74,992,604 JPY	922,196 JPY	75,914,800 JPY	63,950,080 JPY	350,020 JPY	64,300,100 JPY
11.2022	202	45,624,563 JPY	721,137 JPY	46,345,700 JPY	29,368,041 JPY	201,059 JPY	29,569,100 JPY
12.2022	152	35,269,276 JPY	586,024 JPY	35,855,300 JPY	10,355,287 JPY	135,113 JPY	10,490,400 JPY
01.2023	131	28,657,766 JPY	480,934 JPY	29,138,700 JPY	6,611,510 JPY	105,090 JPY	6,716,600 JPY
02.2023	118	24,104,093 JPY	394,907 JPY	24,499,000 JPY	4,553,673 JPY	86,027 JPY	4,639,700 JPY
03.2023	102	20,156,170 JPY	322,030 JPY	20,478,200 JPY	3,947,923 JPY	72,877 JPY	4,020,800 JPY
04.2023	81	16,957,165 JPY	260,635 JPY	17,217,800 JPY	3,199,005 JPY	61,395 JPY	3,260,400 JPY
05.2023	73	14,031,849 JPY	208,751 JPY	14,240,600 JPY	2,925,316 JPY	51,884 JPY	2,977,200 JPY
06.2023	56	11,073,113 JPY	165,587 JPY	11,238,700 JPY	2,958,736 JPY	43,164 JPY	3,001,900 JPY
07.2023	43	8,262,108 JPY	130,992 JPY	8,393,100 JPY	2,811,005 JPY	34,595 JPY	2,845,600 JPY
08.2023	37	6,390,007 JPY	104,993 JPY	6,495,000 JPY	1,872,101 JPY	25,999 JPY	1,898,100 JPY
09.2023	30	5,188,896 JPY	84,804 JPY	5,273,700 JPY	1,201,111 JPY	20,189 JPY	1,221,300 JPY
10.2023	21	4,300,381 JPY	68,319 JPY	4,368,700 JPY	888,515 JPY	16,485 JPY	905,000 JPY
11.2023	11	3,839,479 JPY	54,621 JPY	3,894,100 JPY	460,902 JPY	13,698 JPY	474,600 JPY
12.2023	10	2,815,308 JPY	42,392 JPY	2,857,700 JPY	1,024,171 JPY	12,229 JPY	1,036,400 JPY
01.2024	9	2,287,675 JPY	33,425 JPY	2,321,100 JPY	527,633 JPY	8,967 JPY	536,600 JPY
02.2024	8	1,952,261 JPY	26,139 JPY	1,978,400 JPY	335,414 JPY	7,286 JPY	342,700 JPY
03.2024	7	1,670,980 JPY	19,920 JPY	1,690,900 JPY	281,281 JPY	6,219 JPY	287,500 JPY
04.2024	6	1,442,602 JPY	14,598 JPY	1,457,200 JPY	228,378 JPY	5,322 JPY	233,700 JPY
05.2024	5	1,264,097 JPY	10,003 JPY	1,274,100 JPY	178,505 JPY	4,595 JPY	183,100 JPY
06.2024	5	1,085,024 JPY	5,976 JPY	1,091,000 JPY	179,073 JPY	4,027 JPY	183,100 JPY
07.2024	5	415,380 JPY	2,520 JPY	417,900 JPY	669,644 JPY	3,456 JPY	673,100 JPY
08.2024	4	263,803 JPY	1,197 JPY	265,000 JPY	151,577 JPY	1,323 JPY	152,900 JPY
09.2024	4	111,744 JPY	356 JPY	112,100 JPY	152,059 JPY	841 JPY	152,900 JPY
10.2024	3	0 JPY	0 JPY	0 JPY	111,744 JPY	356 JPY	112,100 JPY

Expected Amortisation

Expected Amortization to the Second Trust

JPY mil.

Assuming a Clean-Up Call at 10% of the Initial Outstanding Balance, annual prepayments of 10% and 0% defaults.



Distribution by Sub-Servicer

Sub-Servicer	Number of Loans	Percentage of Loans	Outstanding Principal Balance	Percentage of Balance
Cedyna	11,402	57.98 %	17,307,494,603 JPY	59.02 %
Jaccs	8,262	42.02 %	12,016,433,569 JPY	40.98 %
Total	19,664	100.00 %	29,323,928,172 JPY	100.00 %

Distribution by Brand

Make	Number of Loans	Percentage of Loans	Outstanding Discounted Principal Balance	Percentage of Balance
VW	13,201	67.13 %	17,295,135,907 JPY	58.98 %
Audi	6,451	32.81 %	11,999,777,984 JPY	40.92 %
Bentley	5	0.03 %	25,231,881 JPY	0.09 %
Lamborghini	0	0.00 %	0 JPY	0.00 %
Other	7	0.04 %	3,782,400 JPY	0.01 %
Total	19,664	100.00 %	29,323,928,172 JPY	100.00 %

Distribution by New and Used
Distribution by New and Used

New or Used	Number of Loans	Percentage of Loans	Outstanding Discounted Principal Balance	Percentage of Balance
New	12,871	65.45 %	22,443,102,962 JPY	76.54 %
Used	6,194	31.50 %	6,654,351,344 JPY	22.69 %
Used (Prolonged)	599	3.05 %	226,473,866 JPY	0.77 %
Total	19,664	100.00 %	29,323,928,172 JPY	100.00 %

Distribution by Brand New and Used

New or Used	Number of Loans	Percentage of Loans	Outstanding Discounted Principal Balance	Percentage of Balance
VW New	9,400	47.80 %	14,324,339,972 JPY	48.85 %
VW Used	3,404	17.31 %	2,869,526,792 JPY	9.79 %
VW Used (Prolonged)	397	2.02 %	101,269,143 JPY	0.35 %
Audi New	3,468	17.64 %	8,106,468,256 JPY	27.64 %
Audi Used	2,781	14.14 %	3,768,105,005 JPY	12.85 %
Audi Used (Prolonged)	202	1.03 %	125,204,723 JPY	0.43 %
Other	12	0.06 %	29,014,281 JPY	0.10 %
Total	19,664	100.00 %	29,323,928,172 JPY	100.00 %

Distribution by Product Type

Loan Type List

Loan Type	Description
100	Volkswagen Owner's Plan
100	Audi Owner's Plan
100	Lamborghini Auto Loan
100	Bentley Auto Loan
101	Twin Loan
105	Refinanced Volkswagen Solutions
106	Refinanced Volkswagen Das Welt Auto with refinance option *
106	Refinanced Audi S-Loan/ S-Loan Plus
106	Refinanced Lamborghini Hyper Premium Plan
106	Refinanced Bentley My Flying B
140	Volkswagen Solutions
150	Volkswagen Das Welt Auto with refinance option **
150	Audi S-Loan
150	Lamborghini Hyper Premium Plan
150	Bentley My Flying B
151	Audi S-Loan Plus

(*) The name was changed from "Refinanced Volkswagen GUC with refinance option" effective from 1 February 2012.

No other changes were made to auto loan agreements.

(**) The name was changed from "Volkswagen GUC with refinance option" effective from 1 February 2012.

No other changes were made to auto loan agreements.

Product Type

Loan Type	Number of Loans	Percentage of Loans	Outstanding Discounted Principal Balance	Percentage of Balance
100	2,961	15.06 %	2,679,546,579 JPY	9.14 %
101	0	0.00 %	0 JPY	0.00 %
105	390	1.98 %	100,289,094 JPY	0.34 %
106	209	1.06 %	126,184,772 JPY	0.43 %
140-VFJ	1,377	7.00 %	2,119,595,045 JPY	7.23 %
140-Dealer	7,350	37.38 %	11,551,907,144 JPY	39.39 %
150	7,123	36.22 %	12,192,195,413 JPY	41.58 %
151	254	1.29 %	554,210,125 JPY	1.89 %
Total	19,664	100.00 %	29,323,928,172 JPY	100.00 %

Credit Type

Credit Type	Number of Loans	Percentage of Loans	Outstanding Discounted Principal Balance	Percentage of Balance
Balloon Type Loan	16,104	81.90 %	26,417,907,727 JPY	90.09 %
Equal Instalment Type Loan	3,560	18.10 %	2,906,020,445 JPY	9.91 %
Total	19,664	100.00 %	29,323,928,172 JPY	100.00 %

Distribution by RV

Loan Type	Number of Loans	Percentage of Balance	Outstanding Discounted Principal Balance
100/101/105/106	3,560	9.91 %	2,906,020,445 JPY
140-VFJ (excl. balloon)		3.51 %	1,028,666,293 JPY
140-VFJ (balloon)		3.72 %	1,090,928,752 JPY
140-VFJ	1,377	7.23 %	2,119,595,045 JPY
140-Dealer (excl. balloon)		19.27 %	5,651,594,334 JPY
140-Dealer (balloon)		20.12 %	5,900,312,810 JPY
140-Dealer	7,350	39.39 %	11,551,907,144 JPY
150 (excl. balloon)		15.93 %	4,671,337,235 JPY
150 (balloon)		25.65 %	7,520,858,178 JPY
150	7,123	41.58 %	12,192,195,413 JPY
151 (excl. balloon)		0.30 %	86,746,774 JPY
151 (balloon)		1.59 %	467,463,351 JPY
151	254	1.89 %	554,210,125 JPY
Total	19,664	100.00 %	29,323,928,172 JPY

Type of Payment Portion	Percentage of Balance	Outstanding Discounted Principal Balance
Monthly Installment Portion	48.92 %	14,344,365,081 JPY
Balloon Portion	51.08 %	14,979,563,091 JPY
Total	100.00 %	29,323,928,172 JPY

Distribution by Brand New and Used
Audi

New or Used	Number of Loans	Percentage of Loans	Outstanding Discounted Principal Balance	Percentage of Balance
New	3,468	53.76 %	8,106,468,256 JPY	67.56 %
Used	2,983	46.24 %	3,893,309,728 JPY	32.44 %
Total	6,451	100.00 %	11,999,777,984 JPY	100.00 %

Bentley

New or Used	Number of Loans	Percentage of Loans	Outstanding Discounted Principal Balance	Percentage of Balance
New	3	60.00 %	12,294,734 JPY	48.73 %
Used	2	40.00 %	12,937,147 JPY	51.27 %
Total	5	100.00 %	25,231,881 JPY	100.00 %

Lamborghini

New or Used	Number of Loans	Percentage of Loans	Outstanding Discounted Principal Balance	Percentage of Balance
New	0	0.00 %	0 JPY	0.00 %
Used	0	0.00 %	0 JPY	0.00 %
Total	0	0.00 %	0 JPY	0.00 %

VW

New or Used	Number of Loans	Percentage of Loans	Outstanding Discounted Principal Balance	Percentage of Balance
New	9,400	71.21 %	14,324,339,972 JPY	82.82 %
Used	3,801	28.79 %	2,970,795,935 JPY	17.18 %
Total	13,201	100.00 %	17,295,135,907 JPY	100.00 %

OTHER

New or Used	Number of Loans	Percentage of Loans	Outstanding Discounted Principal Balance	Percentage of Balance
New	0	0.00 %	0 JPY	0.00 %
Used	7	100.00 %	3,782,400 JPY	100.00 %
Total	7	100.00 %	3,782,400 JPY	100.00 %

Distribution by Customer Type

Customer Type

Customer Type	Number of Loans	Percentage of Loans	Outstanding Discounted Principal Balance	Percentage of Balance
Retail	17,865	90.85 %	25,662,089,246 JPY	87.51 %
Corporate	1,799	9.15 %	3,661,838,926 JPY	12.49 %
Total	19,664	100.00 %	29,323,928,172 JPY	100.00 %

Distribution by Outstanding Discounted Principal Balance

Outstanding Discounted Principal Balance	Number of Loans	Percentage of Loans	Outstanding Discounted Principal Balance	Percentage of Balance
<= 500,000 JPY	2,238	11.38 %	630,528,127 JPY	2.15 %
500,001 JPY - 1,000,000 JPY	3,799	19.32 %	2,902,460,027 JPY	9.90 %
1,000,001 JPY - 1,500,000 JPY	5,144	26.16 %	6,441,520,298 JPY	21.97 %
1,500,001 JPY - 2,000,000 JPY	4,119	20.95 %	7,135,972,649 JPY	24.33 %
2,000,001 JPY - 2,500,000 JPY	2,123	10.80 %	4,699,116,730 JPY	16.02 %
2,500,001 JPY - 3,000,000 JPY	943	4.80 %	2,569,252,394 JPY	8.76 %
3,000,001 JPY - 3,500,000 JPY	586	2.98 %	1,894,071,192 JPY	6.46 %
3,500,001 JPY - 4,000,000 JPY	342	1.74 %	1,275,170,627 JPY	4.35 %
4,000,001 JPY - 4,500,000 JPY	169	0.86 %	715,301,139 JPY	2.44 %
4,500,001 JPY - 5,000,000 JPY	83	0.42 %	391,447,810 JPY	1.33 %
5,000,001 JPY - 6,000,000 JPY	86	0.44 %	459,291,671 JPY	1.57 %
6,000,001 JPY - 7,000,000 JPY	27	0.14 %	170,697,802 JPY	0.58 %
7,000,001 JPY - 8,000,000 JPY	3	0.02 %	22,411,565 JPY	0.08 %
8,000,001 JPY - 9,000,000 JPY	2	0.01 %	16,686,141 JPY	0.06 %
9,000,001 JPY - 10,000,000 JPY	0	0.00 %	0 JPY	0.00 %
>= 10,000,001 JPY	0	0.00 %	0 JPY	0.00 %
Total	19,664	100.00 %	29,323,928,172 JPY	100.00 %

Statistics

Minimum Outstanding Discounted Principal Balance	8,773 JPY
Maximum Outstanding Discounted Principal Balance	8,438,277 JPY
Average Outstanding Discounted Principal Balance	1,491,249 JPY

Distribution by Original Principal Amount

Original Principal Balance	Number of Loans	Percentage of Loans	Outstanding Discounted Principal Balance	Percentage of Balance
<= 500,000 JPY	80	0.41 %	12,277,023 JPY	0.04 %
500,001 JPY - 1,000,000 JPY	995	5.06 %	359,638,241 JPY	1.23 %
1,000,001 JPY - 1,500,000 JPY	2,117	10.77 %	1,329,905,922 JPY	4.54 %
1,500,001 JPY - 2,000,000 JPY	3,234	16.45 %	3,032,794,531 JPY	10.34 %
2,000,001 JPY - 2,500,000 JPY	3,476	17.68 %	4,311,998,363 JPY	14.70 %
2,500,001 JPY - 3,000,000 JPY	3,407	17.33 %	5,181,612,538 JPY	17.67 %
3,000,001 JPY - 3,500,000 JPY	2,307	11.73 %	4,176,037,405 JPY	14.24 %
3,500,001 JPY - 4,000,000 JPY	1,482	7.54 %	3,115,178,026 JPY	10.62 %
4,000,001 JPY - 4,500,000 JPY	781	3.97 %	1,891,978,508 JPY	6.45 %
4,500,001 JPY - 5,000,000 JPY	580	2.95 %	1,584,149,178 JPY	5.40 %
5,000,001 JPY - 6,000,000 JPY	583	2.96 %	1,816,107,060 JPY	6.19 %
6,000,001 JPY - 7,000,000 JPY	316	1.61 %	1,143,608,968 JPY	3.90 %
7,000,001 JPY - 8,000,000 JPY	140	0.71 %	560,461,772 JPY	1.91 %
8,000,001 JPY - 9,000,000 JPY	76	0.39 %	343,537,330 JPY	1.17 %
9,000,001 JPY - 10,000,000 JPY	51	0.26 %	262,440,129 JPY	0.89 %
>= 10,000,001 JPY	39	0.20 %	202,203,178 JPY	0.69 %
Total	19,664	100.00 %	29,323,928,172 JPY	100.00 %

Statistics

Minimum Original Principal Balance	210,000 JPY
Maximum Original Principal Balance	17,310,000 JPY
Average Original Principal Balance	2,739,720 JPY

Distribution by Interest Rate paid by the Obligor

Interest Rate paid by the Obligor	Number of Loans	Percentage of Loans	Outstanding Discounted Principal Balance	Percentage of Balance
< 0.900 %	387	1.97 %	800,818,021 JPY	2.73 %
0.900 % < 1.500 %	3,662	18.62 %	6,403,346,992 JPY	21.84 %
1.500 % < 2.000 %	7,332	37.29 %	11,784,456,111 JPY	40.19 %
2.000 % < 2.500 %	146	0.74 %	242,018,677 JPY	0.83 %
2.500 % < 3.000 %	4,960	25.22 %	6,880,055,131 JPY	23.46 %
3.000 % < 3.500 %	814	4.14 %	470,954,777 JPY	1.61 %
3.500 % < 4.000 %	2,335	11.87 %	2,724,369,891 JPY	9.29 %
4.000 % < 4.500 %	28	0.14 %	17,908,572 JPY	0.06 %
4.500 % < 5.000 %	0	0.00 %	0 JPY	0.00 %
5.000 % or more	0	0.00 %	0 JPY	0.00 %
Total	19,664	100.00 %	29,323,928,172 JPY	100.00 %

Statistics	
Minimum Interest Rate	0.10 %
Maximum Interest Rate	4.49 %
Weighted Average Interest Rate	2.11 %

Distribution by Original Term

Length of Original Term (months)	Number of Loans	Percentage of Loans	Outstanding Discounted Principal Balance	Percentage of Balance
6 - 12	0	0.00 %	0 JPY	0.00 %
13 - 18	0	0.00 %	0 JPY	0.00 %
19 - 24	102	0.52 %	26,812,733 JPY	0.09 %
25 - 30	20	0.10 %	5,497,375 JPY	0.02 %
31 - 36	5,304	26.97 %	8,588,533,031 JPY	29.29 %
37 - 42	52	0.26 %	18,830,594 JPY	0.06 %
43 - 48	1,173	5.97 %	1,017,354,276 JPY	3.47 %
49 - 54	20	0.10 %	14,521,001 JPY	0.05 %
55 - 60	12,270	62.40 %	18,630,701,816 JPY	63.53 %
61 - 66	16	0.08 %	15,811,672 JPY	0.05 %
67 - 72	560	2.85 %	727,910,934 JPY	2.48 %
73 - 84	147	0.75 %	277,954,740 JPY	0.95 %
Total	19,664	100.00 %	29,323,928,172 JPY	100.00 %

Statistics	
Minimum Original Term in months	24
Maximum Original Term in months	84
Weighted Average Original Term in months	53.03

Distribution by Remaining Term

Length of Remaining Term (months)	Number of Loans	Percentage of Loans	Outstanding Discounted Principal Balance	Percentage of Balance
<= 12	6,483	32.97 %	8,459,813,359 JPY	28.85 %
13 - 18	1,897	9.65 %	2,507,525,802 JPY	8.55 %
19 - 24	3,368	17.13 %	4,519,132,839 JPY	15.41 %
25 - 30	4,865	24.74 %	8,026,236,311 JPY	27.37 %
31 - 36	1,969	10.01 %	3,623,867,255 JPY	12.36 %
37 - 42	930	4.73 %	1,872,765,021 JPY	6.39 %
43 - 48	96	0.49 %	185,348,082 JPY	0.63 %
49 - 54	46	0.23 %	97,744,433 JPY	0.33 %
55 - 60	5	0.03 %	15,985,064 JPY	0.05 %
61 - 66	5	0.03 %	15,510,006 JPY	0.05 %
67 - 72	0	0.00 %	0 JPY	0.00 %
73 - 84	0	0.00 %	0 JPY	0.00 %
Total	19,664	100.00 %	29,323,928,172 JPY	100.00 %

Statistics	
Minimum Remaining Term in months	1
Maximum Remaining Term in months	65
Weighted Average Remaining Term in months	21.17

Distribution by Seasoning

Seasoning (months)	Number of Loans	Percentage of Loans	Outstanding Discounted Principal Balance	Percentage of Balance
<= 12	0	0.00 %	0 JPY	0.00 %
13 - 18	66	0.34 %	153,554,334 JPY	0.52 %
19 - 24	1,957	9.95 %	3,667,790,184 JPY	12.51 %
25 - 30	4,857	24.70 %	8,454,110,697 JPY	28.83 %
31 - 36	7,578	38.54 %	11,393,792,480 JPY	38.85 %
37 - 42	3,077	15.65 %	3,964,851,860 JPY	13.52 %
43 - 48	933	4.74 %	881,975,257 JPY	3.01 %
49 - 54	693	3.52 %	524,961,384 JPY	1.79 %
55 - 60	440	2.24 %	253,410,884 JPY	0.86 %
61 - 66	37	0.19 %	19,311,645 JPY	0.07 %
67 - 72	17	0.09 %	7,242,431 JPY	0.02 %
73 - 84	9	0.05 %	2,927,016 JPY	0.01 %
Total	19,664	100.00 %	29,323,928,172 JPY	100.00 %

Statistics	
Minimum Seasoning in months	18
Maximum Seasoning in months	80
Weighted Average Seasoning in months	31.86

Distribution by Type of Car
Type of Car

Type of Car	Number of Loans	Percentage of Loans	Outstanding Discounted Principal Balance	Percentage of Balance
New	12,871	65.45 %	22,443,102,962 JPY	76.54 %
Used	6,793	34.55 %	6,880,825,210 JPY	23.46 %
Total	19,664	100.00 %	29,323,928,172 JPY	100.00 %

Type of Car: Only Balloon Loans

Type of Car	Number of Loans	Percentage of Loans	Outstanding Discounted Principal Balance	Percentage of Balance
New	12,069	74.94 %	21,588,338,389 JPY	81.72 %
Used	4,035	25.06 %	4,829,569,338 JPY	18.28 %
Total	16,104	100.00 %	26,417,907,727 JPY	100.00 %

Type of Car: Only Equal Instalment Loans

Type of Car	Number of Loans	Percentage of Loans	Outstanding Discounted Principal Balance	Percentage of Balance
New	802	22.53 %	854,764,573 JPY	29.41 %
Used	2,758	77.47 %	2,051,255,872 JPY	70.59 %
Total	3,560	100.00 %	2,906,020,445 JPY	100.00 %

Distribution by Brand and Model

Make	Model	Number of Loans	Percentage of Loans	Outstanding Discounted Principal Balance	Percentage of Balance
Audi	A1	605	3.08 %	629,911,399 JPY	2.15 %
	A3	1,568	7.97 %	2,170,131,193 JPY	7.40 %
	A4	1,410	7.17 %	2,837,906,572 JPY	9.68 %
	A5	311	1.58 %	629,936,117 JPY	2.15 %
	A6	413	2.10 %	887,211,403 JPY	3.03 %
	A7	156	0.79 %	442,435,227 JPY	1.51 %
	A8	46	0.23 %	123,502,591 JPY	0.42 %
	S1	59	0.30 %	101,796,507 JPY	0.35 %
	S3	212	1.08 %	460,163,397 JPY	1.57 %
	S4	57	0.29 %	151,029,596 JPY	0.52 %
	S5	34	0.17 %	87,197,071 JPY	0.30 %
	S6	27	0.14 %	91,274,184 JPY	0.31 %
	S7	17	0.09 %	49,437,603 JPY	0.17 %
	S8	6	0.03 %	25,975,067 JPY	0.09 %
	RS3	21	0.11 %	63,597,618 JPY	0.22 %
	RS4	10	0.05 %	25,570,518 JPY	0.09 %
	RS5	10	0.05 %	33,887,534 JPY	0.12 %
	RS6	8	0.04 %	33,501,506 JPY	0.11 %
	RS7	6	0.03 %	29,062,578 JPY	0.10 %
	Q2	54	0.27 %	128,043,106 JPY	0.44 %
	Q3	513	2.61 %	867,176,411 JPY	2.96 %
	Q5	294	1.50 %	625,631,262 JPY	2.13 %
	Q7	127	0.65 %	474,870,464 JPY	1.62 %
RSQ3	15	0.08 %	51,213,517 JPY	0.17 %	
TT	464	2.36 %	948,969,796 JPY	3.24 %	
R8	8	0.04 %	30,345,747 JPY	0.10 %	
AUDI OTHERS	0	0.00 %	0 JPY	0.00 %	
	Subtotal	6,451	32.81 %	11,999,777,984 JPY	40.92 %
Bentley	ARNAGE	0	0.00 %	0 JPY	0.00 %
	AZURE	0	0.00 %	0 JPY	0.00 %
	BENTAYGA	1	0.01 %	5,828,876 JPY	0.02 %
	CONTINENTAL	4	0.02 %	19,403,005 JPY	0.07 %
	FLYING SPUR	0	0.00 %	0 JPY	0.00 %
	MULSANNE	0	0.00 %	0 JPY	0.00 %
	BENTLEY	0	0.00 %	0 JPY	0.00 %
	OTHERS	0	0.00 %	0 JPY	0.00 %
	Subtotal	5	0.03 %	25,231,881 JPY	0.09 %
Lamborghini	AVENTADOR	0	0.00 %	0 JPY	0.00 %
	DIABLO	0	0.00 %	0 JPY	0.00 %
	GALLARDO	0	0.00 %	0 JPY	0.00 %
	HURACÁN	0	0.00 %	0 JPY	0.00 %
	MULCIELAGO	0	0.00 %	0 JPY	0.00 %
	LAMBORGHINI	0	0.00 %	0 JPY	0.00 %
	OTHERS	0	0.00 %	0 JPY	0.00 %
	Subtotal	0	0.00 %	0 JPY	0.00 %
VW	ARTEON	1	0.01 %	3,485,259 JPY	0.01 %
	BEETLE	1,350	6.87 %	1,628,135,594 JPY	5.55 %
	BORA	0	0.00 %	0 JPY	0.00 %
	EOS	0	0.00 %	0 JPY	0.00 %
	GOLF	5,127	26.07 %	7,244,723,540 JPY	24.71 %
	JETTA	5	0.03 %	1,068,979 JPY	0.00 %
	LUPO	1	0.01 %	1,033,959 JPY	0.00 %
	PASSAT	1,175	5.98 %	1,842,768,122 JPY	6.28 %
	POLO	2,720	13.83 %	2,778,257,369 JPY	9.47 %
	SCIROCCO	22	0.11 %	17,992,260 JPY	0.06 %
	SHARAN	455	2.31 %	704,200,912 JPY	2.40 %
	TIGUAN	440	2.24 %	772,307,257 JPY	2.63 %
	TOUAREG	44	0.22 %	86,143,363 JPY	0.29 %
	TOURAN	1,085	5.52 %	1,702,548,591 JPY	5.81 %
	UP	776	3.95 %	512,470,702 JPY	1.75 %
	VENTO	0	0.00 %	0 JPY	0.00 %
	VW OTHERS	0	0.00 %	0 JPY	0.00 %
	Subtotal	13,201	67.13 %	17,295,135,907 JPY	58.97 %
Non VW Group Vehicles		7	0.04 %	3,782,400 JPY	0.01 %
	Subtotal	7	0.04 %	3,782,400 JPY	0.01 %
	Total	19,664	100.00 %	29,323,928,172 JPY	100.00 %

Geographic Distribution by Prefecture

Prefecture	Number of Loans	Percentage of Loans	Outstanding Discounted Principal Balance	Percentage of Balance
Tokyo	2,911	14.80 %	4,914,818,880 JPY	16.76 %
Kanagawa	1,898	9.65 %	2,943,488,881 JPY	10.04 %
Aichi	1,384	7.04 %	1,999,682,368 JPY	6.82 %
Saitama	1,297	6.60 %	1,872,446,299 JPY	6.39 %
Osaka	1,120	5.70 %	1,720,260,181 JPY	5.87 %
Chiba	915	4.65 %	1,320,123,657 JPY	4.50 %
Fukuoka	816	4.15 %	1,248,585,714 JPY	4.26 %
Hokkaido	779	3.96 %	1,209,384,165 JPY	4.12 %
Hyogo	696	3.54 %	1,022,196,099 JPY	3.49 %
Shizuoka	581	2.95 %	866,161,542 JPY	2.95 %
Ibaraki	618	3.14 %	854,889,433 JPY	2.92 %
Hiroshima	477	2.43 %	660,829,528 JPY	2.25 %
Tochigi	455	2.31 %	653,730,299 JPY	2.23 %
Miyagi	386	1.96 %	557,876,828 JPY	1.90 %
Gunma	432	2.20 %	544,831,321 JPY	1.86 %
Kyoto	375	1.91 %	539,268,295 JPY	1.84 %
Nagano	312	1.59 %	416,541,572 JPY	1.42 %
Okayama	263	1.34 %	399,990,217 JPY	1.36 %
Gifu	287	1.46 %	391,550,715 JPY	1.34 %
Mie	262	1.33 %	345,860,723 JPY	1.18 %
Fukushima	255	1.30 %	343,489,820 JPY	1.17 %
Yamaguchi	218	1.11 %	308,599,533 JPY	1.05 %
Niigata	236	1.20 %	293,705,387 JPY	1.00 %
Oita	185	0.94 %	256,091,996 JPY	0.87 %
Ishikawa	165	0.84 %	242,986,907 JPY	0.83 %
Yamanashi	151	0.77 %	240,337,654 JPY	0.82 %
Nara	165	0.84 %	239,296,487 JPY	0.82 %
Toyama	161	0.82 %	237,257,004 JPY	0.81 %
Kumamoto	168	0.85 %	230,696,495 JPY	0.79 %
Shiga	159	0.81 %	229,594,845 JPY	0.78 %
Kagoshima	139	0.71 %	216,105,864 JPY	0.74 %
Wakayama	133	0.68 %	210,619,842 JPY	0.72 %
Yamagata	155	0.79 %	203,076,062 JPY	0.69 %
Fukui	127	0.65 %	194,361,605 JPY	0.66 %
Iwate	104	0.53 %	149,520,569 JPY	0.51 %
Miyazaki	96	0.49 %	147,649,957 JPY	0.50 %
Tokushima	95	0.48 %	145,821,469 JPY	0.50 %
Nagasaki	100	0.51 %	139,595,256 JPY	0.48 %
Kagawa	90	0.46 %	121,585,483 JPY	0.41 %
Saga	84	0.43 %	120,210,166 JPY	0.41 %
Shimane	67	0.34 %	110,988,437 JPY	0.38 %
Ehime	86	0.44 %	110,479,606 JPY	0.38 %
Akita	67	0.34 %	96,908,744 JPY	0.33 %
Aomori	70	0.36 %	92,953,815 JPY	0.32 %
Tottori	54	0.27 %	59,486,279 JPY	0.20 %
Kouchi	40	0.20 %	56,068,697 JPY	0.19 %
Okinawa	30	0.15 %	43,923,476 JPY	0.15 %
Total	19,664	100.00 %	29,323,928,172 JPY	100.00 %

Distribution by Obligor Concentration

Distribution of Loan Contracts and Vehicles per Obligor

Contract Concentration	Number of Customers	Percentage of Customers	Number of Loans	Percentage of Loans	Outstanding Discounted Principal Balance	Percentage of Balance
1	18,945	96.67 %	18,945	96.34 %	28,074,753,562 JPY	95.74 %
2	606	3.09 %	662	3.37 %	1,121,498,728 JPY	3.82 %
3	40	0.20 %	47	0.24 %	104,494,824 JPY	0.36 %
4	5	0.03 %	9	0.05 %	20,016,636 JPY	0.07 %
5	1	0.01 %	1	0.01 %	3,164,422 JPY	0.01 %
6 - 10	0	0.00 %	0	0.00 %	0 JPY	0.00 %
11 or more	0	0.00 %	0	0.00 %	0 JPY	0.00 %
Total	19,597	100.00 %	19,664	100.00 %	29,323,928,172 JPY	100.00 %

Top 20 Obligor

Number	Number of Contracts	Outstanding Discounted Principal Balance	Percentage of Balance
1	2	11,599,667 JPY	0.04 %
2	2	8,866,348 JPY	0.03 %
3	1	8,438,277 JPY	0.03 %
4	1	8,247,864 JPY	0.03 %
5	1	7,622,445 JPY	0.03 %
6	1	7,548,795 JPY	0.03 %
7	2	7,374,968 JPY	0.03 %
8	2	7,255,382 JPY	0.02 %
9	1	7,240,325 JPY	0.02 %
10	1	6,932,372 JPY	0.02 %
11	1	6,878,895 JPY	0.02 %
12	2	6,822,446 JPY	0.02 %
13	1	6,616,878 JPY	0.02 %
14	2	6,599,621 JPY	0.02 %
15	1	6,596,628 JPY	0.02 %
16	1	6,557,448 JPY	0.02 %
17	1	6,547,135 JPY	0.02 %
18	1	6,530,100 JPY	0.02 %
19	1	6,498,338 JPY	0.02 %
20	1	6,496,570 JPY	0.02 %
Total 1 -20	26	147,270,502 JPY	0.50 %

Remarks:

Figures above are calculated based on each of the Sub-Servicers respectively and not across both of the Sub-Servicers.

Distribution by Contract Start Month

Origination Month	Number of Loans	Percentage of Loans	Outstanding Discounted Principal Balance	Percentage of Balance
09.2012	2	0.01 %	391,352 JPY	0.00 %
10.2012	0	0.00 %	0 JPY	0.00 %
11.2012	0	0.00 %	0 JPY	0.00 %
12.2012	3	0.02 %	679,400 JPY	0.00 %
01.2013	0	0.00 %	0 JPY	0.00 %
02.2013	2	0.01 %	809,071 JPY	0.00 %
03.2013	2	0.01 %	1,047,193 JPY	0.00 %
04.2013	0	0.00 %	0 JPY	0.00 %
05.2013	0	0.00 %	0 JPY	0.00 %
06.2013	1	0.01 %	35,413 JPY	0.00 %
07.2013	5	0.03 %	1,493,478 JPY	0.01 %
08.2013	3	0.02 %	3,940,969 JPY	0.01 %
09.2013	5	0.03 %	1,374,387 JPY	0.00 %
10.2013	3	0.02 %	398,184 JPY	0.00 %
11.2013	2	0.01 %	902,111 JPY	0.00 %
12.2013	7	0.04 %	2,447,641 JPY	0.01 %
01.2014	5	0.03 %	2,241,577 JPY	0.01 %
02.2014	12	0.06 %	7,200,575 JPY	0.02 %
03.2014	6	0.03 %	3,207,686 JPY	0.01 %
04.2014	5	0.03 %	3,312,055 JPY	0.01 %
05.2014	6	0.03 %	4,795,100 JPY	0.02 %
06.2014	92	0.47 %	43,375,741 JPY	0.15 %
07.2014	75	0.38 %	40,906,546 JPY	0.14 %
08.2014	62	0.32 %	39,094,116 JPY	0.13 %
09.2014	126	0.64 %	80,142,771 JPY	0.27 %
10.2014	79	0.40 %	45,096,610 JPY	0.15 %
11.2014	88	0.45 %	59,074,663 JPY	0.20 %
12.2014	124	0.63 %	95,731,821 JPY	0.33 %
01.2015	82	0.42 %	56,388,960 JPY	0.19 %
02.2015	163	0.83 %	125,537,885 JPY	0.43 %
03.2015	171	0.87 %	137,490,226 JPY	0.47 %
04.2015	65	0.33 %	50,737,829 JPY	0.17 %
05.2015	130	0.66 %	110,570,114 JPY	0.38 %
06.2015	158	0.80 %	124,481,265 JPY	0.42 %
07.2015	121	0.62 %	110,249,922 JPY	0.38 %
08.2015	159	0.81 %	147,269,745 JPY	0.50 %
09.2015	213	1.08 %	220,898,099 JPY	0.75 %
10.2015	152	0.77 %	168,506,112 JPY	0.57 %
11.2015	161	0.82 %	189,531,586 JPY	0.65 %
12.2015	338	1.72 %	390,781,907 JPY	1.33 %
01.2016	451	2.29 %	565,648,522 JPY	1.93 %
02.2016	666	3.39 %	894,449,370 JPY	3.05 %
03.2016	982	4.99 %	1,263,337,479 JPY	4.31 %
04.2016	479	2.44 %	661,102,996 JPY	2.25 %
05.2016	688	3.50 %	932,996,424 JPY	3.18 %
06.2016	1,222	6.21 %	1,733,122,827 JPY	5.91 %
07.2016	1,177	5.99 %	1,670,503,090 JPY	5.70 %
08.2016	1,415	7.20 %	2,089,013,273 JPY	7.12 %
09.2016	1,882	9.57 %	3,025,535,126 JPY	10.32 %
10.2016	1,194	6.07 %	1,942,621,740 JPY	6.62 %
11.2016	1,671	8.50 %	2,852,874,471 JPY	9.73 %
12.2016	623	3.17 %	1,076,222,514 JPY	3.67 %
01.2017	541	2.75 %	938,924,794 JPY	3.20 %
02.2017	655	3.33 %	1,144,918,292 JPY	3.90 %
03.2017	982	4.99 %	1,746,595,382 JPY	5.96 %
04.2017	385	1.96 %	694,575,244 JPY	2.37 %
05.2017	453	2.30 %	854,610,848 JPY	2.91 %
06.2017	503	2.56 %	903,550,077 JPY	3.08 %
07.2017	277	1.41 %	477,275,599 JPY	1.63 %
08.2017	272	1.38 %	529,011,860 JPY	1.80 %
09.2017	295	1.50 %	587,848,042 JPY	2.00 %
10.2017	157	0.80 %	315,493,758 JPY	1.08 %
11.2017	66	0.34 %	153,554,334 JPY	0.52 %
12.2017	0	0.00 %	0 JPY	0.00 %
01.2018	0	0.00 %	0 JPY	0.00 %
02.2018	0	0.00 %	0 JPY	0.00 %
03.2018	0	0.00 %	0 JPY	0.00 %
04.2018	0	0.00 %	0 JPY	0.00 %
05.2018	0	0.00 %	0 JPY	0.00 %
06.2018	0	0.00 %	0 JPY	0.00 %
07.2018	0	0.00 %	0 JPY	0.00 %
08.2018	0	0.00 %	0 JPY	0.00 %
09.2018	0	0.00 %	0 JPY	0.00 %
10.2018	0	0.00 %	0 JPY	0.00 %
11.2018	0	0.00 %	0 JPY	0.00 %
12.2018	0	0.00 %	0 JPY	0.00 %
01.2019	0	0.00 %	0 JPY	0.00 %
02.2019	0	0.00 %	0 JPY	0.00 %
03.2019	0	0.00 %	0 JPY	0.00 %
04.2019	0	0.00 %	0 JPY	0.00 %
05.2019	0	0.00 %	0 JPY	0.00 %
Total	19,664	100.00 %	29,323,928,172 JPY	100.00 %

Distribution by Contract End Month

Maturity Month	Number of Loans	Percentage of Loans	Outstanding Discounted Principal Balance	Percentage of Balance
06.2019	644	3.28 %	736,431,809 JPY	2.51 %
07.2019	507	2.58 %	574,591,211 JPY	1.96 %
08.2019	575	2.92 %	677,449,018 JPY	2.31 %
09.2019	847	4.31 %	1,149,509,173 JPY	3.92 %
10.2019	564	2.87 %	731,726,028 JPY	2.50 %
11.2019	766	3.90 %	1,161,516,452 JPY	3.96 %
12.2019	435	2.21 %	575,618,139 JPY	1.96 %
01.2020	356	1.81 %	461,526,518 JPY	1.57 %
02.2020	511	2.60 %	626,742,124 JPY	2.14 %
03.2020	684	3.48 %	914,362,199 JPY	3.12 %
04.2020	234	1.19 %	350,341,008 JPY	1.19 %
05.2020	360	1.83 %	499,999,680 JPY	1.71 %
06.2020	383	1.95 %	524,913,874 JPY	1.79 %
07.2020	279	1.42 %	324,268,113 JPY	1.11 %
08.2020	346	1.76 %	484,000,308 JPY	1.65 %
09.2020	386	1.96 %	517,977,852 JPY	1.77 %
10.2020	240	1.22 %	315,624,375 JPY	1.08 %
11.2020	263	1.34 %	340,741,280 JPY	1.16 %
12.2020	316	1.61 %	364,601,821 JPY	1.24 %
01.2021	426	2.17 %	546,621,703 JPY	1.86 %
02.2021	643	3.27 %	889,498,884 JPY	3.03 %
03.2021	899	4.57 %	1,215,606,981 JPY	4.15 %
04.2021	456	2.32 %	638,642,821 JPY	2.18 %
05.2021	628	3.19 %	864,160,629 JPY	2.95 %
06.2021	664	3.38 %	993,224,844 JPY	3.39 %
07.2021	705	3.59 %	1,070,108,582 JPY	3.65 %
08.2021	795	4.04 %	1,264,802,771 JPY	4.31 %
09.2021	1,111	5.65 %	1,860,267,700 JPY	6.34 %
10.2021	676	3.44 %	1,184,587,382 JPY	4.04 %
11.2021	914	4.65 %	1,653,245,032 JPY	5.64 %
12.2021	325	1.65 %	582,556,942 JPY	1.99 %
01.2022	279	1.42 %	530,695,393 JPY	1.81 %
02.2022	329	1.67 %	625,310,834 JPY	2.13 %
03.2022	539	2.74 %	985,667,085 JPY	3.36 %
04.2022	231	1.17 %	403,651,678 JPY	1.38 %
05.2022	266	1.35 %	495,985,323 JPY	1.69 %
06.2022	269	1.37 %	525,116,304 JPY	1.79 %
07.2022	161	0.82 %	315,610,758 JPY	1.08 %
08.2022	186	0.95 %	361,530,195 JPY	1.23 %
09.2022	168	0.85 %	358,712,804 JPY	1.22 %
10.2022	96	0.49 %	208,814,022 JPY	0.71 %
11.2022	50	0.25 %	102,980,938 JPY	0.35 %
12.2022	21	0.11 %	40,343,821 JPY	0.14 %
01.2023	13	0.07 %	21,290,792 JPY	0.07 %
02.2023	16	0.08 %	31,811,304 JPY	0.11 %
03.2023	21	0.11 %	39,434,182 JPY	0.13 %
04.2023	8	0.04 %	14,083,116 JPY	0.05 %
05.2023	17	0.09 %	38,384,867 JPY	0.13 %
06.2023	13	0.07 %	23,236,361 JPY	0.08 %
07.2023	6	0.03 %	13,080,461 JPY	0.04 %
08.2023	7	0.04 %	17,226,591 JPY	0.06 %
09.2023	9	0.05 %	20,209,736 JPY	0.07 %
10.2023	10	0.05 %	22,095,834 JPY	0.08 %
11.2023	1	0.01 %	1,895,450 JPY	0.01 %
12.2023	1	0.01 %	4,384,691 JPY	0.01 %
01.2024	1	0.01 %	2,248,348 JPY	0.01 %
02.2024	1	0.01 %	2,873,127 JPY	0.01 %
03.2024	1	0.01 %	3,761,174 JPY	0.01 %
04.2024	1	0.01 %	2,717,724 JPY	0.01 %
05.2024	0	0.00 %	0 JPY	0.00 %
06.2024	0	0.00 %	0 JPY	0.00 %
07.2024	1	0.01 %	3,590,609 JPY	0.01 %
08.2024	0	0.00 %	0 JPY	0.00 %
09.2024	1	0.01 %	2,358,857 JPY	0.01 %
10.2024	3	0.02 %	9,560,540 JPY	0.03 %
Total	19,664	100.00 %	29,323,928,172 JPY	100.00 %

Distribution by Monthly Payment

Monthly Payment	Number of Loans	Percentage of Loans	Outstanding Discounted Principal Balance	Percentage of Balance
<= 10,000 JPY	996	5.07 %	1,007,545,134 JPY	3.44 %
10,001 JPY - 20,000 JPY	3,824	19.45 %	4,117,459,272 JPY	14.04 %
20,001 JPY - 30,000 JPY	5,453	27.73 %	6,824,504,518 JPY	23.27 %
30,001 JPY - 40,000 JPY	4,076	20.73 %	6,110,476,958 JPY	20.84 %
40,001 JPY - 50,000 JPY	2,191	11.14 %	3,776,871,468 JPY	12.88 %
50,001 JPY - 60,000 JPY	1,218	6.19 %	2,361,205,845 JPY	8.05 %
60,001 JPY - 70,000 JPY	646	3.29 %	1,444,895,890 JPY	4.93 %
70,001 JPY - 80,000 JPY	355	1.81 %	892,178,917 JPY	3.04 %
80,001 JPY - 90,000 JPY	246	1.25 %	661,678,921 JPY	2.26 %
90,001 JPY - 100,000 JPY	192	0.98 %	550,480,570 JPY	1.88 %
100,001 JPY - 110,000 JPY	125	0.64 %	369,809,110 JPY	1.26 %
110,001 JPY - 120,000 JPY	86	0.44 %	287,601,886 JPY	0.98 %
120,001 JPY - 130,000 JPY	71	0.36 %	240,038,028 JPY	0.82 %
130,001 JPY - 140,000 JPY	42	0.21 %	162,609,746 JPY	0.55 %
140,001 JPY - 150,000 JPY	36	0.18 %	137,827,058 JPY	0.47 %
>= 150,001 JPY	107	0.54 %	378,744,851 JPY	1.29 %
Total	19,664	100.00 %	29,323,928,172 JPY	100.00 %

Distribution by Bonus Payment

Bonus Payment	Number of Loans	Percentage of Loans	Outstanding Discounted Principal Balance	Percentage of Balance
No Bonus Payment	11,571	58.84 %	16,689,285,923 JPY	56.91 %
1 JPY - 25,000 JPY	208	1.06 %	214,871,895 JPY	0.73 %
25,001 JPY - 50,000 JPY	2,071	10.53 %	2,610,263,869 JPY	8.90 %
50,001 JPY - 75,000 JPY	757	3.85 %	1,077,171,757 JPY	3.67 %
75,001 JPY - 100,000 JPY	2,814	14.31 %	4,321,857,574 JPY	14.74 %
100,001 JPY - 125,000 JPY	368	1.87 %	586,741,067 JPY	2.00 %
125,001 JPY - 150,000 JPY	1,060	5.39 %	1,964,145,397 JPY	6.70 %
150,001 JPY - 175,000 JPY	98	0.50 %	196,344,113 JPY	0.67 %
175,001 JPY - 200,000 JPY	443	2.25 %	969,242,927 JPY	3.31 %
200,001 JPY - 225,000 JPY	29	0.15 %	64,246,287 JPY	0.22 %
225,001 JPY - 250,000 JPY	113	0.57 %	272,081,013 JPY	0.93 %
250,001 JPY - 275,000 JPY	10	0.05 %	26,374,642 JPY	0.09 %
275,001 JPY - 300,000 JPY	79	0.40 %	204,684,288 JPY	0.70 %
300,001 JPY - 325,000 JPY	3	0.02 %	7,617,131 JPY	0.03 %
325,001 JPY - 350,000 JPY	14	0.07 %	37,201,589 JPY	0.13 %
350,001 JPY - 375,000 JPY	2	0.01 %	8,427,839 JPY	0.03 %
375,001 JPY - 400,000 JPY	11	0.06 %	45,209,844 JPY	0.15 %
400,001 JPY - 425,000 JPY	0	0.00 %	0 JPY	0.00 %
425,001 JPY - 450,000 JPY	1	0.01 %	5,271,064 JPY	0.02 %
450,001 JPY - 475,000 JPY	0	0.00 %	0 JPY	0.00 %
475,001 JPY - 500,000 JPY	11	0.06 %	20,516,945 JPY	0.07 %
500,001 JPY or more	1	0.01 %	2,373,008 JPY	0.01 %
Total	19,664	100.00 %	29,323,928,172 JPY	100.00 %

Distribution by Motor Type

Motor Type	Number of Loans	Percentage of Loans	Outstanding Discounted Principal Balance	Percentage of Balance
EA 189	0	0.00 %	0 JPY	0.00 %
Other	19,664	100.00 %	29,323,928,172 JPY	100.00 %
Total	19,664	100.00 %	29,323,928,172 JPY	100.00 %

Disclaimer

This presentation contains forward-looking statements and information on the business development of the Volkswagen Group. These statements may be spoken or written and can be recognized by terms such as "expects", "anticipates", "intends", "plans", "believes", "seeks", "estimates", "will", or words with similar meaning. These statements are based on assumptions relating to the development of the economies of individual countries, and in particular of the automotive industry, which we have made on the basis of the information available to us and which we consider to be realistic at the time of going to press. The estimates given involve a degree of risk, and the actual developments may differ from those forecast.

Consequently, any unexpected fall in demand or economic stagnation in our key sales markets, such as in Western Europe (and especially Germany) or in the USA, Brazil or China, will have a corresponding impact on the development of our business. The same applies in the event of a significant shift in current exchange rates relative to the US dollar, sterling, yen, Brazilian real, Chinese renminbi and Czech koruna.

If any of these or other risks occur, or if the assumptions underlying any of these statements prove incorrect, the actual results may significantly differ from those expressed or implied by such statements.

We do not update forward-looking statements retrospectively. Such statements are valid on the date of publication and can be superceded.

This information does not constitute an offer to exchange or sell or an offer to exchange or buy any securities.