

Deal Name: Driver Japan six

Originator: Volkswagen Financial Services Japan Ltd.
Gotenyama Trust Tower 17F
7-35 Kitashinagawa 4-chome, Shinagawa-ku
Tokyo 140-0001, Japan

Reporting Entity: Volkswagen Financial Services Japan Ltd.
Treasury Dept.
Gotenyama Trust Tower 17F
7-35 Kitashinagawa 4-chome, Shinagawa-ku
Tokyo 140-0001, Japan
Tel No.: +81(0)3-5792-7261
Fax No.: +81(0)3-3280-7365
E-mail: vwfsjp.abs@vwfs.com

**Trustor of the First Trust:
Servicer:** Volkswagen Financial Services Japan Ltd.

**Trustee of the First Trust:
Trustee of the Second Trust:** Deutsche Trust Company Limited Japan
Sanno Park Tower, 11-1,
Nagatacho 2-chome, Chiyoda-ku,
Tokyo, 100-6172, Japan
Trust Business Administration Department
Tel No.: +81(0)3-5156-5637
Fax No.: +81(0)3-5156-5658
E-mail: DB_Trust_Trust@list.db.com



Contents

Page	Tables of Contents
1	Front Page
2	Contents
3	Deal Overview
4	Deal Overview: Counterparties I
5	Deal Overview: Counterparties II
6	Information regarding the TBI and ABL to the Second Trust
7	Pool Information
8	Available Distribution
9	Waterfall
10	Credit Enhancement
11	Cumulative Gross Loss Ratio & Performance Trigger
12	Cumulative Gross Loss Ratio & Performance Trigger (Chart)
13	Default & Delinquencies
14	Run Out Schedule (Previous)
15	Run Out Schedule
16	Expected Amortization to the Second Trust
17	Sub-Servicer
18	Brand
19	New and Used
20	Product Type
21	RV
22	Brand New and Used
23	Customer Type
24	Outstanding Discounted Principal Balance
25	Original Principal Amount
26	Interest Rate paid by the Obligor
27	Original Term
28	Remaining Term
29	Seasoning
30	Type of Car
31	Brand and Model
32	Geographic Dist. by Prefecture
33	Obligor Concentration
34	Contract Start Month
35	Contract End Month
36	Monthly payment
37	Bonus payment
38	Mortor Type

Deal Overview

Cut Off Date:	2017/02/10		
Trust Commencement Date:	2017/02/23	Legal Maturity of the First Trust:	2025/06/27
Monthly Period:	2019/04/11	to	2019/05/10
Reporting Date:	2019/05/17		
Reporting Frequency:	monthly		
Period No.:	27		
Remittance Date:	2019/05/22		
Advance Payment Date:	2019/05/22		
Cash Adjustment Date:	2019/05/22		
Additional Entrustment Date:	2019/05/24		
Trust Calculation Date:	2019/05/24		
Trust Calculation Period:	2019/04/25	to	2019/05/24
First Trust Payment Date:	2019/05/27		
Second Trust Payment Date:	2019/05/28		
Interest Calculation Period:	2019/04/27	to	2019/05/28
Next Reporting Date:	2019/06/17		

Pool information at the Initial Cut off Date

	Number of Contracts	Outstanding Discounted Principal Balance	Outstanding Nominal Balance
Outstanding Pool	30,757	64,171,706,472 JPY	67,028,993,300 JPY

Credit Type	Percentage of Loans	Outstanding Discounted Principal Balance	Percentage of Balance
Balloon	76.13 %	55,443,642,000 JPY	86.40 %
Equal Instalment Loan	23.87 %	8,728,064,472 JPY	13.60 %
Total	100.00 %	64,171,706,472 JPY	100.00 %

Type of Car	Percentage of Loans	Outstanding Discounted Principal Balance	Percentage of Balance
New	66.66 %	49,506,381,305 JPY	77.15 %
Used	33.34 %	14,665,325,167 JPY	22.85 %
Total	100.00 %	64,171,706,472 JPY	100.00 %

Deal Overview: Counterparties I

Joint Lead Managers:

Shinsei Securities Co., Ltd.
 Nihonbashi Muromachi Nomura Building, 4-3,
 Nihonbashi-muromachi 2-chome,
 Chuo-ku,
 Tokyo 103-0022, Japan

BNP Paribas Securities (Japan) Limited
 GranTokyo North Tower, 9-1,
 Marunouchi 1-chome,
 Chiyoda-ku,
 Tokyo 100-6740, Japan

Trust Management Account Bank:

MUFG Bank, Ltd.
 4-2 Toranomom 1-chome,
 Minato-ku
 Tokyo 105-0001, Japan

Originator:

Trustor of the First Trust:

Servicer:

Volkswagen Financial Services Japan Ltd.
 Gotenyama Trust Tower 17F
 7-35 Kitashinagawa 4-chome, Shinagawa-ku
 Tokyo 140-0001, Japan

Trustee of the First Trust:

Trustee of the Second Trust:

Deutsche Trust Company Limited Japan
 Attn.: Driver Japan Six
 Trust Business Administration Department

ABL Lender to the First Trust:

Trustor of the Second Trust:

Shinsei Securities Co., Ltd.

Seller of the Trust Beneficial

Interest of the Second Trust

Shinsei Securities Co., Ltd.
 BNP Paribas Securities (Japan) Limited

Rating								
Moody's			Fitch			R&I		
Long Term	Short Term	Outlook	Long Term	Short Term	Outlook	Long Term	Short Term	Outlook
n.a.	n.a.	n.a.	n.a.	n.a.	n.a.	n.a.	n.a.	n.a.
n.a.	n.a.	n.a.	n.a.	n.a.	n.a.	n.a.	n.a.	n.a.
A1	P-1	Stable	A	F1	Stable	AA-	a-1+	Stable

Deal Overview: Counterparties II

Rating Agencies:

Moody's SF Japan K.K.

Attn.: Driver Japan six
 Structure Finance Group Monitoring Division
 5-1 Atago 2-chome, Minato-ku
 Tokyo 105-6220, Japan
 E-mail: monitor.msfi@moodys.com

Fitch Ratings Japan Limited

Attn.: Driver Japan six
 Structured Finance
 Kojimachi Crystal City East Wing 3rd Floor,
 4-8 Kojimachi, Chiyoda-ku,
 Tokyo 102-0083, Japan
 E-mail: tokyo.surveillance@fitchratings.com

Rating and Investment Information, Inc.

Attn.: Monitoring Group Department:
 Structured Finance Department
 TERRACE SQUARE, 3-22,
 Kanda Nishikicho, Chiyoda-ku,
 Tokyo 101-0054, Japan
 E-mail: sfmonitor@r-i.co.jp

Rating of VW

Volkswagen Financial Services AG

Volkswagen AG

Rating								
Moody's			Fitch			R&I		
Short Term	Long Term	Outlook	Short Term	Long Term	Outlook	Short Term	Long Term	Outlook
P-2	A3	Stable	n.a.	n.a.	n.a.	n.a.	n.a.	n.a.
P-2	A3	Stable	F2	BBB+	Stable	n.a.	n.a.	n.a.

Information regarding Trust Beneficial Interest of the Second Trust & Asset Backed Loan to the Second Trust
Rating Details
Rating at Issue Date

	<u>TBI</u>	<u>ABL</u>
Moody's	Aaa(sf)	Aaa(sf)
Fitch	AAAsf	AAAsf
R&I	AAA	AAA

Current Rating

	<u>TBI</u>	<u>ABL</u>
Moody's	Aaa(sf)	Aaa(sf)
Fitch	AAAsf	AAAsf
R&I	AAA	AAA

Information on TBI & ABL

	<u>TBI</u>	<u>ABL</u>
Initial Balance	39,200,000,000 JPY	20,800,000,000 JPY
Expected Maturity Date	2021/06/28	2021/06/28
Legal Maturity of the Second Trust	2025/06/30	2025/06/30
Payment Dates	28th	28th
Business Day Convention	Modified Following	Modified Following
Listing	None	—

Information on Interest

	<u>TBI</u>	<u>ABL</u>
Fixed/ Floating	Fixed	Fixed
Current Coupon	0.19%	0.19%
Day Count Convention	30/360	30/360

Selling Restriction

The holders of the Beneficial Interest and the ABL Lenders* are prohibited from dividing, assigning, pledging or creating any other security interest over any of the Beneficial Interest and the Asset Backed Loans without the prior written approval of the Trustee of the Second Trust.

(*)The holders of the Beneficial Interest and the ABL Lenders are limited to specified investors (*tokutei toushika*) as defined under Paragraph 31 of Article 2 of the Financial Instruments and Exchange Act (Law no.25 of 1948 as amended).

Clean-Up Call

VWFS Japan as the Trustor of the First Trust has a right at its option to exercise a clean-up call to repurchase of all, but not part, of the outstanding Auto Loan Receivables from the Trustee of the First Trust on any Trust Calculation Date, the Discounted Principal Balance of all outstanding Auto Loan Receivables is expected to be less than ten percent (10%) of the Discounted Principal Balance of the Initial Auto Loan Receivables as of the Initial Cut-off Date after the distribution pursuant to Article 18.1 of the First Trust Agreement on the immediately following First Trust Payment Date.

Pool Information

Pool Balance on Initial Cut-Off Date

Status	Number of Contracts	Outstanding Discounted Principal Balance
Normal	30,757	64,171,706,472 JPY
Cancellation	0	0 JPY
Early Termination	0	0 JPY
Defaulted Receivables	0	0 JPY
Matured	0	0 JPY
Refinance Option	0	0 JPY
Repurchase	0	0 JPY
Total	30,757	64,171,706,472 JPY

Pool Balance before entrustment of Additional Auto Loan Receivables

Status	Number of Contracts on previous EoP	Outstanding Discounted Principal Balance on previous EoP	Number of Contracts "as Collections" during the relevant Monthly Period*	Outstanding Discounted Principal Balance "as Collections" during the relevant Monthly Period*	Number of Contracts EoP before entrustment of Additional Auto Loan Receivables	Outstanding Discounted Principal Balance EoP before entrustment of Additional Auto Loan Receivables
Normal	21,518	33,203,081,149 JPY	20,516	661,925,043 JPY	20,516	31,065,515,609 JPY
Cancellation	0	0 JPY	0	0 JPY	0	0 JPY
Early Termination	0	0 JPY	589	1,014,537,742 JPY	0	0 JPY
Defaulted Receivables	0	0 JPY	5	6,430,703 JPY	0	0 JPY
Matured	0	0 JPY	321	317,911,426 JPY	0	0 JPY
Refinance Option	0	0 JPY	87	136,760,626 JPY	0	0 JPY
Repurchase	0	0 JPY	0	0 JPY	0	0 JPY
Total	21,518	33,203,081,149 JPY	21,518	2,137,565,540 JPY	20,516	31,065,515,609 JPY

Pool Balance after entrustment of Additional Auto Loan Receivables

Status	Number of Contracts EoP before entrustment of Additional Auto Loan Receivables	Outstanding Discounted Principal Balance EoP before entrustment of Additional Auto Loan Receivables	Number of Contracts of Additional Auto Loan Receivables	Outstanding Discounted Principal Balance of Additional Auto Loan Receivables	Number of Contracts EoP after entrustment of Additional Auto Loan Receivables	Outstanding Discounted Principal Balance EoP after entrustment of Additional Auto Loan Receivables
Normal	20,516	31,065,515,609 JPY	0	0 JPY	20,516	31,065,515,609 JPY
Cancellation	0	0 JPY	0	0 JPY	0	0 JPY
Early Termination	0	0 JPY	0	0 JPY	0	0 JPY
Defaulted Receivables	0	0 JPY	0	0 JPY	0	0 JPY
Matured	0	0 JPY	0	0 JPY	0	0 JPY
Refinance Option	0	0 JPY	0	0 JPY	0	0 JPY
Repurchase	0	0 JPY	0	0 JPY	0	0 JPY
Total	20,516	31,065,515,609 JPY	0	0 JPY	20,516	31,065,515,609 JPY

Limits on Eligibility Criteria

Status Limits on Eligibility Criteria (v) (including Additional Entrustment)	Current Exposure in %	Limits in % of the aggregate Discounted Principal Balance of the Auto Loan Receivables outstanding	Status
(i) on Used Purchased Vehicle	23.26 %	35 %	-*
(ii) on Non-VW Vehicles	0.01 %	5 %	-*
(iii) on Balloon Payment	51.03 %	50 %	-*

(*) not applicable since the Revolving Period ended

Outstanding Balances

Monthly Period: from 2019/04/11 to 2019/05/10
Reporting Date: 2019/05/17
Trust Calculation Date: 2019/05/24

Outstanding Balances

	Number of Contracts	Aggregate Amount of the Discounted Principal Balance	Aggregate Amount of the Nominal Balance
Balance on the previous EoP	21,518	33,203,081,149 JPY	34,165,788,300 JPY
Balance after counting on the Collections during the relevant Monthly Period	20,516	31,065,515,609 JPY	31,946,796,700 JPY
Balance of Additional Auto Loan Receivables	0	0 JPY	0 JPY
Aggregate Amount of Auto Loan Receivables	20,516	31,065,515,609 JPY	31,946,796,700 JPY

Collections

	Number of Contracts	Aggregate Amount of the Discounted Principal Balance	Aggregate Amount of the Nominal Balance
Collections: Amortization of current contracts	20,516	661,925,043 JPY	718,641,200 JPY
Collections: Cancellation	0	0 JPY	0 JPY
Collections: Early Termination	589	1,014,537,742 JPY	1,015,782,685 JPY
Collections: Defaulted Receivables	5	6,430,703 JPY	6,451,901 JPY
Collections: Matured	321	317,911,426 JPY	318,395,800 JPY
Collections: Refinance Option	87	136,760,626 JPY	136,970,000 JPY
Collections: Repurchase	0	0 JPY	0 JPY
Sum	21,518	2,137,565,540 JPY	2,196,241,586 JPY

Available Distribution Amount

	Number of Contracts	Aggregate Amount of the Nominal Balance
(a) the Collections for the Monthly Period with respect to such Trust Calculation Date	21,518	2,196,241,586 JPY
(b) drawings from the Cash Collateral Ledger in accordance with Article 18.3 of the First Trust Agreement	0	0 JPY
(c) net investment earnings from Eligible Investments	0	0 JPY
(d) net proceeds from the sale or disposal of the Trust Assets of the First Trust	0	0 JPY
(e) any amount which is carried over from the immediately preceding Trust Calculation Date	0	0 JPY
Sum	21,518	2,196,241,586 JPY

Waterfall

There is no distinction between principal and interest, and all collections go through a single priority of payments			
		Payment	Remaining Amount
Available Distribution Amount	plus	2,196,241,586 JPY	2,196,241,586 JPY
(a) an amount necessary for the payment of all taxes and public charges to be paid to the relevant public authority by the immediately following First Trust Payment Date.	less	0 JPY	2,196,241,586 JPY
(b) an amount necessary for the payment of all Fees for the Trustee of the First Trust to be paid to the Trustee of the First Trust by the immediately following First Trust Payment Date.	less	298,827 JPY	2,195,942,759 JPY
(c) an amount necessary for the payment of the Servicing Fee to be paid to the Servicer by the immediately following First Trust Payment Date.	less	29,882,772 JPY	2,166,059,987 JPY
(d) an amount necessary for the payment of the Trust Expenses of the First Trust as provided in Article 23.1 (including the Rating Fees, Costs of the Second Trust and those fees not otherwise covered by (b) or (c) above) to be paid to the relevant party by the immediately following First Trust Payment Date (including any amounts advanced by the Trustee of the First Trust pursuant to Article 23.3)	less	314,271 JPY	2,165,745,716 JPY
(e) an amount necessary for the payment of overdue and unpaid interest on the Asset Backed Loans to the First Trust (if any) to be paid to the Trustee of the Second Trust by the immediately following First Trust Payment Date.	less	0 JPY	2,165,745,716 JPY
(f) an amount necessary for the payment to the Trustee of the Second Trust of interest on the Asset Backed Loan to the First Trust accruing during the relevant Interest Calculation Period	less	4,652,581 JPY	2,161,093,135 JPY
(g) an amount necessary to top up the balance thereof until it is equal to the Cash Collateral Ledger Target Balance	less	0 JPY	2,161,093,135 JPY
(h) (i) prior to the expiration of the Revolving Period: an amount necessary for the redemption of any Additional Senior Beneficial Interest;	less	1,891,745,503 JPY	269,347,632 JPY
(ii) following the expiration of the Revolving Period and prior to the occurrence of an Early Amortization Event, an amount necessary for the payment to the Trustee of the Second Trust of the Asset Backed Loan Principal Payment Amount for the relevant First Trust Payment Date.			
(iii) following the occurrence of the Early Amortization Event, an amount necessary for the payment to the Trustee of the Second Trust of the remaining principal balance of the Asset Backed Loan to the First Trust.			
(i) an amount necessary for the payment to the Trustee of the First Trust of any Indemnified Amounts which are not compensated by the Trustor of the First Trust	less	0 JPY	269,347,632 JPY
(j) an amount necessary for the payment to the Subordinated Beneficiary of the Subordinated Beneficial Principal Payment Amount for the relevant First Trust Payment Date.	less	245,820,037 JPY	23,527,595 JPY
(k) (i) prior to the expiration of the Revolving Period, then (x) if a transfer is made under (j) above, such remaining amount will be transferred to the Expenses Distribution Ledger for payment to the Subordinated Beneficiary as a payment of earnings on the Subordinated Beneficial Interest, and such payment shall be made on the First Trust Payment Date immediately following such Trust Calculation Date or (y) if no transfer is made under (j) above, such remaining amount will be carried forward to the next Trust Calculation Date.	less	23,527,595 JPY	0 JPY
(ii) following the expiration of the Revolving Period and prior to the occurrence of an Early Amortization Event, then such remaining amount will be transferred to the Expenses Distribution Ledger for payment to the Subordinated Beneficiary as a payment of earnings on the Subordinated Beneficial Interest, and such payment shall be made on the First Trust Payment Date immediately following such Trust Calculation Date.			
(iii) following the occurrence of an Early Amortization Event, the remaining amount in the Trust Collection Ledger will be carried forward to the next Trust Calculation Date.			

Credit Enhancement

Subordinated Principal Balance as of the relevant First Trust Payment Date

	Percentage of Aggregate Discounted Principal Balance	Value
(i) the aggregate amount of the Discounted Principal Balance of all Auto Loan Receivables outstanding		31,065,515,609 JPY
(ii) Asset Backed Loan Principal Balance on the relevant First Trust Payment Date		27,492,981,313 JPY
Overcollateralization (= (i) - (ii))	11.50 %	3,572,534,296 JPY
Trust Collection Ledger which is carried over from the immediately preceding Trust Calculation Date	0.00 %	0 JPY
The amount in the Cash Collateral Ledger	1.11 %	345,000,000 JPY
Subordinated Principal Balance	12.61 %	3,917,534,296 JPY

Trust Management Account (TMA)

	in JPY	+/-	in JPY (previous)
Initial Balance on Cash Entrustment Date	345,000,000 JPY		
Outstanding Balance on First Trust Payment Date	345,000,000 JPY	0 JPY	345,000,000 JPY
(a) Expenses Distribution Ledger	0 JPY	0 JPY	0 JPY
(b) Trust Collection Ledger	0 JPY	0 JPY	0 JPY
(c) Cash Collateral Ledger	345,000,000 JPY	0 JPY	345,000,000 JPY
Cash Collateral Ledger Target Balance	345,000,000 JPY		

Calculation of Credit Enhancement

Driver Japan six's Credit Enhancement consists of the items listed above in the Subordinated Principal Balance as of the relevant date of determination (immediately following the First Trust Payment Date). The result provides an absolute value, which will be applied to the (amortized) Aggregate Discounted Principal Balance as of the end of the relevant date.

The transaction has a Revolving Period of 12 months until February 2018.

Asset Backed Loan Overcollateralization Percentage is (i) prior to the expiration of the Revolving Period, 8.5%, and (ii) following the expiration of the Revolving Period, 11.5%; provided, in each case no Credit Enhancement Increase Condition shall be in effect. After a Level 1 Credit Enhancement Increase Condition in effect, 17% and after a Level 2 Credit Enhancement Increase Condition is in effect, 100%.

Cumulative Gross Loss & Cumulative Repurchased Receivables

Cumulative Defaulted Receivables

	Number of Contracts	Write Offs
Beginning of Period	124	251,909,700 JPY
Defaulted Receivables	5	6,430,703 JPY
End of Period	129	258,340,403 JPY

Cumulative Gross Loss Ratio

The sum of the Discounted Principal Balance of all Auto Loan Receivables that have become Defaulted Receivables from the Initial Cut-off Date through to the end of Monthly Period immediately preceding the relevant Trust Calculation Date

258,340,403 JPY 0.28 %

The sum of (i) the aggregate Discounted Principal Balance of the Initial Auto Loan Receivables as of the Initial Cut-off Date and (ii) the aggregate Discounted Principal Balance as of the relevant Trust Calculation Date of all Additional Auto Loan Receivables (if any) entrusted on the Additional Entrustment Dates which fall six months prior to the relevant Trust Calculation Date.

90,684,064,608 JPY

Performance Triggers

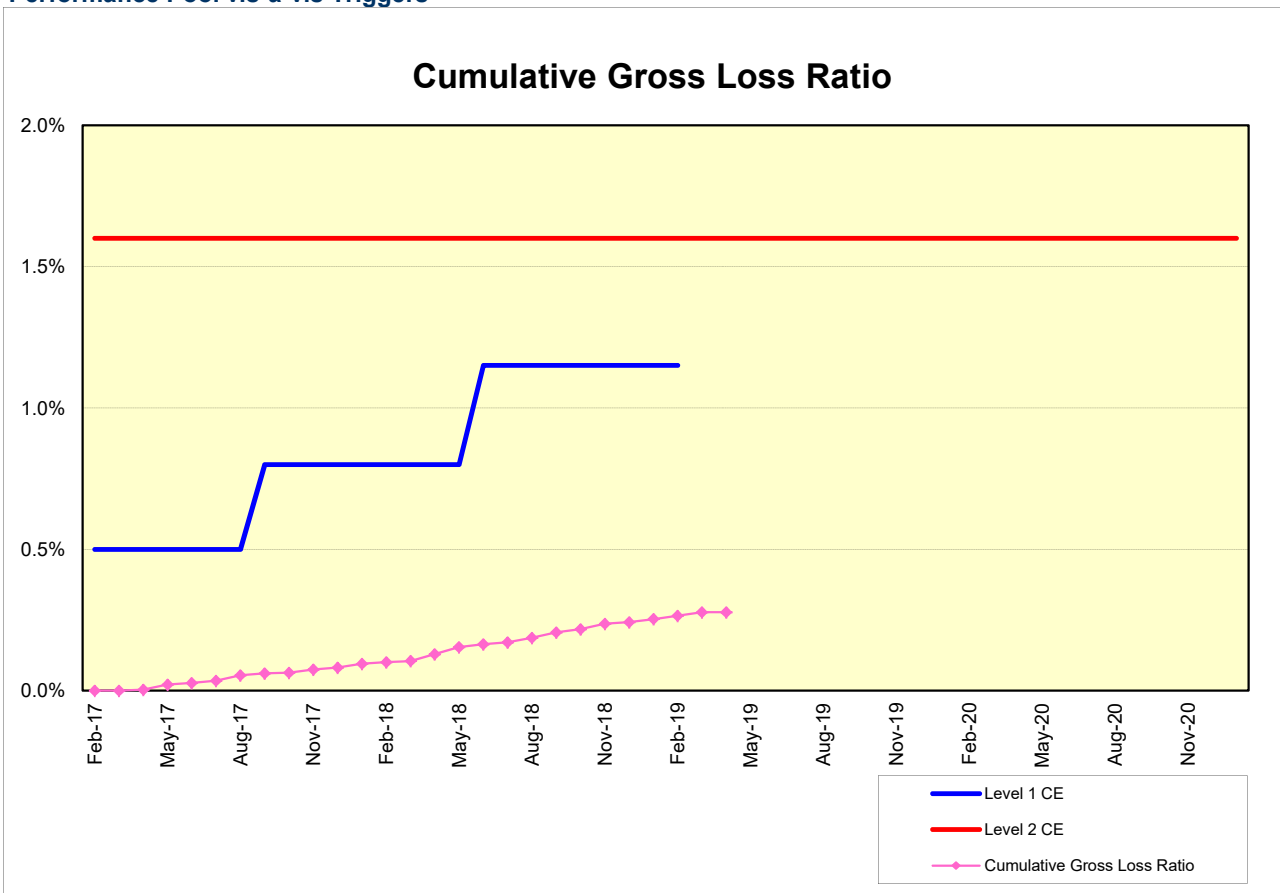
Asset Backed Loan Overcollateralization Percentage was implemented to assure on a monthly basis that no cash is paid to lower steps in the waterfall unless there is sufficient Overcollateralization to support the transaction. The performance trigger in form of a Credit Enhancement Increase Condition will be activated when the Cumulative Gross Loss Ratio exceeds the defined limits. In this case the Overcollateralization will be increased accordingly.

Levels	Credit Enhancement increase condition	Credit Enhancement increase condition in place?
Level 1 (i)	Cumulative Gross Loss Ratio exceeds 0.5% for any First Trust Payment Date on or prior to August 2017	no
Level 1 (ii)	Cumulative Gross Loss Ratio exceeds 0.8% for any First Trust Payment Date from September 2017 to May 2018	no
Level 1 (iii)	Cumulative Gross Loss Ratio exceeds 1.15% for any First Trust Payment Date from June 2018 to February 2019	no
Level 2	Cumulative Gross Loss Ratio exceeds 1.6% for any First Trust Payment Date	no

	Asset Backed Loan Overcollateralization Percentage
Prior to the expiration of the Revolving Period (No Credit Enhancement Increase Condition is in effect)	8.50 %
Following the expiration of Revolving Period (No Credit Enhancement Increase Condition is in effect)	11.50 %
After a Level 1 Credit Enhancement Increase Condition is in effect	17.00 %
After a Level 2 Credit Enhancement Increase Condition is in effect	100.00 %
Current Asset Backed Loan Overcollateralization Percentage	11.50 %

Cumulative Gross Loss & Cumulative Repurchased Receivables

Performance Pool vis-a-vis Triggers



Cumulative Repurchased Receivables

	Number of Contracts	Repurchase Price
Beginning of Period	0	0 JPY
Repurchased Receivables	0	0 JPY
End of Period	0	0 JPY

Defaulted and Delinquent Contracts

Information of Delinquencies and Defaults

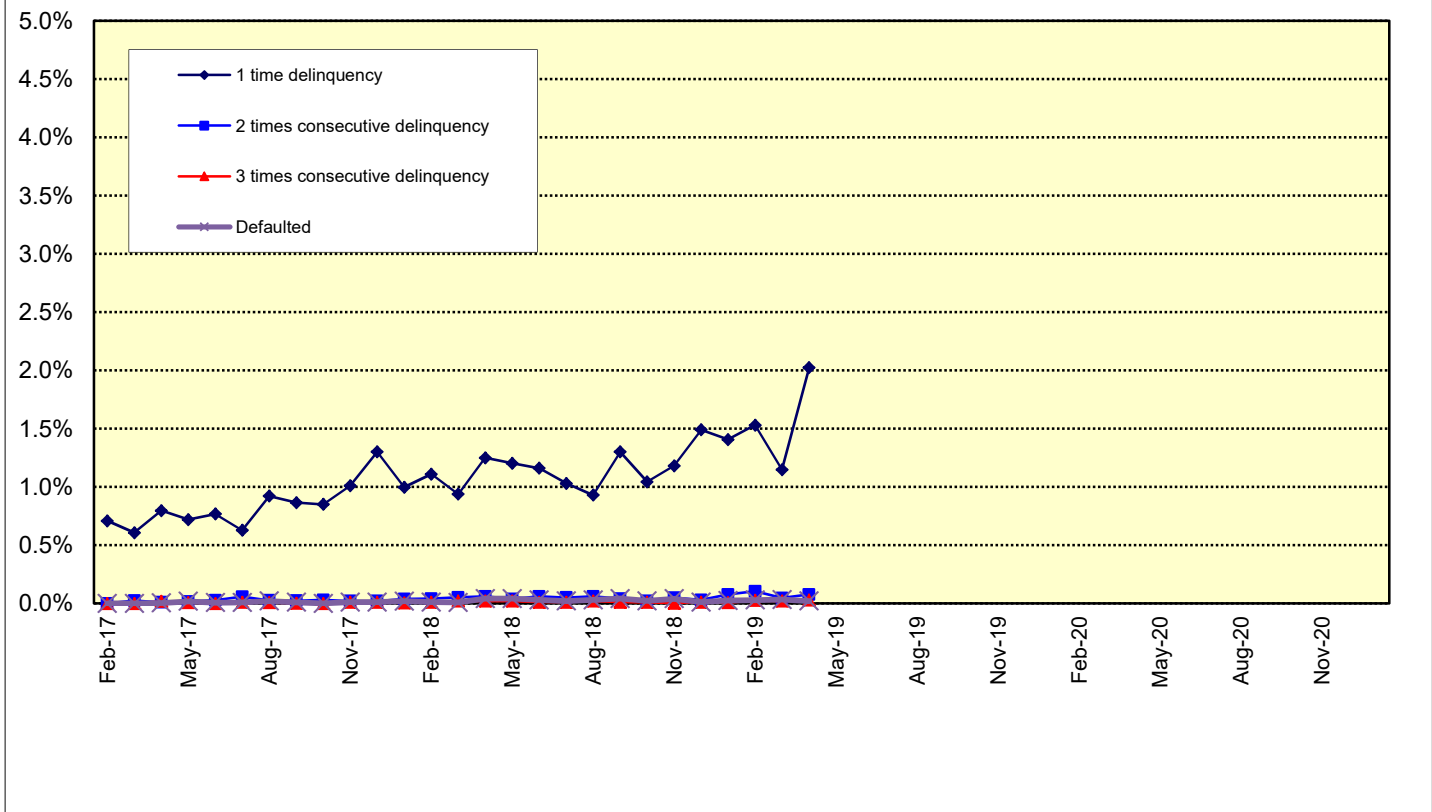
Current Reporting Period	Number of Contracts	Percentage of Contracts (*)	Outstanding Discounted Principal Balance	Percentage of Principal Balance (*)	Outstanding Nominal Balance	Percentage of Nominal Balance (*)
Delinquent	404	1.88 %	661,212,440 JPY	1.99 %	682,978,200 JPY	2.00 %
Default	5	0.02 %	6,430,703 JPY	0.02 %	6,451,901 JPY	0.02 %

(*) Based on the previous EoP

Delinquency Profile (Information Purpose Only)

Days in Arrears	Number of Contracts	Percentage of Contracts	Outstanding Discounted Principal Balance	Percentage of Principal Balance	Outstanding Nominal Balance	Percentage of Nominal Balance
1	387	1.89 %	628,495,935 JPY	2.02 %	649,247,400 JPY	2.03 %
2	12	0.06 %	23,573,033 JPY	0.08 %	24,247,100 JPY	0.08 %
3	5	0.02 %	9,143,472 JPY	0.03 %	9,483,700 JPY	0.03 %
Total	404	1.97 %	661,212,440 JPY	2.13 %	682,978,200 JPY	2.14 %

Delinquent / Defaulted (Gross Loss) Ratio



Run Out Schedule

ROS on the previous EoP on 2019/04/10

Next Payment Month	Number of Contracts	ABS Outstanding Principal	ABS Outstanding Interest	Outstanding Installment	ABS Remaining Principal	ABS Remaining Interest	ABS Remaining Installment
03.2019	21,518	33,203,081,149 JPY	962,707,151 JPY	34,165,788,300 JPY	0 JPY	0 JPY	0 JPY
04.2019	21,518	32,064,064,920 JPY	903,513,480 JPY	32,967,578,400 JPY	1,139,016,229 JPY	59,193,671 JPY	1,198,209,900 JPY
05.2019	21,110	30,830,641,273 JPY	846,276,827 JPY	31,676,918,100 JPY	1,233,423,647 JPY	57,236,653 JPY	1,290,660,300 JPY
06.2019	20,565	28,987,075,759 JPY	791,135,441 JPY	29,778,211,200 JPY	1,843,565,514 JPY	55,141,386 JPY	1,898,706,900 JPY
07.2019	19,832	27,338,583,449 JPY	739,095,751 JPY	28,077,679,200 JPY	1,648,492,310 JPY	52,039,690 JPY	1,700,532,000 JPY
08.2019	19,268	25,977,418,430 JPY	689,876,370 JPY	26,667,294,800 JPY	1,361,165,019 JPY	49,219,381 JPY	1,410,384,400 JPY
09.2019	18,648	24,291,156,669 JPY	642,868,431 JPY	24,934,025,100 JPY	1,686,261,761 JPY	47,007,939 JPY	1,733,269,700 JPY
10.2019	17,736	23,072,840,594 JPY	598,449,306 JPY	23,671,289,900 JPY	1,218,316,075 JPY	44,419,125 JPY	1,262,735,200 JPY
11.2019	17,138	21,518,801,912 JPY	556,018,388 JPY	22,074,820,300 JPY	1,554,038,682 JPY	42,430,918 JPY	1,596,469,600 JPY
12.2019	16,333	20,047,193,320 JPY	515,941,580 JPY	20,563,134,900 JPY	1,471,608,592 JPY	40,076,808 JPY	1,511,685,400 JPY
01.2020	15,885	19,058,392,664 JPY	478,458,536 JPY	19,536,851,200 JPY	988,800,656 JPY	37,483,044 JPY	1,026,283,700 JPY
02.2020	15,518	18,126,838,068 JPY	442,725,832 JPY	18,569,563,900 JPY	931,554,596 JPY	35,732,704 JPY	967,287,300 JPY
03.2020	14,991	16,992,200,398 JPY	408,612,502 JPY	17,400,812,900 JPY	1,134,637,670 JPY	34,113,330 JPY	1,168,751,000 JPY
04.2020	14,279	16,305,413,334 JPY	376,354,366 JPY	16,681,767,700 JPY	686,787,064 JPY	32,258,136 JPY	719,045,200 JPY
05.2020	14,032	15,553,219,060 JPY	345,332,640 JPY	15,898,551,700 JPY	752,194,274 JPY	31,021,726 JPY	783,216,000 JPY
06.2020	13,661	14,587,431,890 JPY	315,641,710 JPY	14,903,073,600 JPY	965,787,170 JPY	29,690,930 JPY	995,478,100 JPY
07.2020	13,258	13,723,626,218 JPY	287,724,282 JPY	14,011,350,500 JPY	863,805,672 JPY	27,917,428 JPY	891,723,100 JPY
08.2020	12,974	12,999,998,266 JPY	261,470,234 JPY	13,261,468,500 JPY	723,627,952 JPY	26,254,048 JPY	749,882,000 JPY
09.2020	12,611	12,351,590,246 JPY	236,548,754 JPY	12,588,139,000 JPY	648,408,020 JPY	24,921,480 JPY	673,329,500 JPY
10.2020	12,211	11,828,836,703 JPY	212,839,897 JPY	12,041,676,600 JPY	522,753,543 JPY	23,708,857 JPY	546,462,400 JPY
11.2020	11,966	11,316,594,646 JPY	190,166,854 JPY	11,506,650,500 JPY	512,242,057 JPY	22,673,043 JPY	534,915,100 JPY
12.2020	11,692	10,440,535,103 JPY	168,503,297 JPY	10,609,038,400 JPY	876,059,543 JPY	21,663,557 JPY	897,723,100 JPY
01.2021	11,366	9,751,501,429 JPY	148,582,771 JPY	9,900,084,200 JPY	689,033,674 JPY	19,920,526 JPY	708,954,200 JPY
02.2021	10,926	9,025,345,852 JPY	129,968,348 JPY	9,155,314,200 JPY	726,155,577 JPY	18,614,423 JPY	744,770,000 JPY
03.2021	10,266	8,173,613,221 JPY	112,724,479 JPY	8,286,337,700 JPY	851,732,631 JPY	17,243,869 JPY	868,976,500 JPY
04.2021	9,308	7,643,290,294 JPY	97,059,806 JPY	7,740,350,100 JPY	530,322,927 JPY	15,664,673 JPY	545,987,600 JPY
05.2021	8,829	7,043,249,911 JPY	82,453,089 JPY	7,125,703,000 JPY	600,040,383 JPY	14,606,717 JPY	614,647,100 JPY
06.2021	8,161	6,307,162,227 JPY	69,018,173 JPY	6,376,180,400 JPY	736,087,684 JPY	13,434,916 JPY	749,522,600 JPY
07.2021	7,459	5,488,308,621 JPY	57,061,179 JPY	5,545,369,800 JPY	818,853,606 JPY	11,956,994 JPY	830,810,600 JPY
08.2021	6,730	4,771,397,576 JPY	46,677,124 JPY	4,818,074,700 JPY	716,911,045 JPY	10,384,055 JPY	727,295,100 JPY
09.2021	5,909	3,826,283,869 JPY	37,597,131 JPY	3,863,881,000 JPY	945,113,707 JPY	9,079,993 JPY	954,193,700 JPY
10.2021	4,771	3,216,848,328 JPY	30,286,772 JPY	3,247,135,100 JPY	609,435,541 JPY	7,310,359 JPY	616,745,900 JPY
11.2021	4,070	2,451,949,521 JPY	24,104,979 JPY	2,476,054,500 JPY	764,898,807 JPY	6,181,793 JPY	771,080,600 JPY
12.2021	3,127	2,035,983,691 JPY	19,306,109 JPY	2,055,289,800 JPY	415,965,830 JPY	4,798,870 JPY	420,764,700 JPY
01.2022	2,792	1,741,938,825 JPY	15,310,375 JPY	1,757,249,200 JPY	294,044,866 JPY	3,995,734 JPY	298,040,600 JPY
02.2022	2,505	1,444,643,211 JPY	11,893,389 JPY	1,456,536,600 JPY	297,295,614 JPY	3,416,986 JPY	300,712,600 JPY
03.2022	2,168	1,039,147,563 JPY	9,048,437 JPY	1,048,196,000 JPY	405,495,648 JPY	2,844,952 JPY	408,340,600 JPY
04.2022	1,616	856,422,453 JPY	6,931,347 JPY	863,353,800 JPY	182,725,110 JPY	2,117,090 JPY	184,842,200 JPY
05.2022	1,376	669,587,981 JPY	5,165,719 JPY	674,753,700 JPY	186,834,472 JPY	1,765,628 JPY	188,600,100 JPY
06.2022	1,104	476,198,878 JPY	3,744,122 JPY	479,943,000 JPY	193,389,103 JPY	1,421,597 JPY	194,810,700 JPY
07.2022	831	344,620,860 JPY	2,694,640 JPY	347,315,500 JPY	131,578,018 JPY	1,049,482 JPY	132,627,500 JPY
08.2022	667	249,780,719 JPY	1,915,381 JPY	251,696,100 JPY	94,840,141 JPY	779,259 JPY	95,619,400 JPY
09.2022	479	142,483,345 JPY	1,331,055 JPY	143,814,400 JPY	107,297,374 JPY	584,326 JPY	107,881,700 JPY
10.2022	306	77,878,129 JPY	970,571 JPY	78,848,700 JPY	64,605,216 JPY	360,484 JPY	64,965,700 JPY
11.2022	209	48,183,295 JPY	760,705 JPY	48,944,000 JPY	29,694,834 JPY	209,866 JPY	29,904,700 JPY
12.2022	158	37,451,540 JPY	617,660 JPY	38,069,200 JPY	10,731,755 JPY	143,045 JPY	10,874,800 JPY
01.2023	136	30,312,710 JPY	505,790 JPY	30,818,500 JPY	7,138,830 JPY	111,870 JPY	7,250,700 JPY
02.2023	123	25,520,106 JPY	414,594 JPY	25,934,700 JPY	4,792,604 JPY	91,196 JPY	4,883,800 JPY
03.2023	107	21,332,517 JPY	337,283 JPY	21,669,800 JPY	4,187,589 JPY	77,311 JPY	4,264,900 JPY
04.2023	86	17,893,109 JPY	272,191 JPY	18,165,300 JPY	3,439,408 JPY	65,092 JPY	3,504,500 JPY
05.2023	78	14,726,649 JPY	217,351 JPY	14,944,000 JPY	3,166,460 JPY	54,840 JPY	3,221,300 JPY
06.2023	59	11,648,026 JPY	171,974 JPY	11,820,000 JPY	3,078,623 JPY	45,377 JPY	3,124,000 JPY
07.2023	45	8,652,752 JPY	135,548 JPY	8,788,300 JPY	2,995,274 JPY	36,426 JPY	3,031,700 JPY
08.2023	39	6,705,795 JPY	108,305 JPY	6,814,100 JPY	1,946,957 JPY	27,243 JPY	1,974,200 JPY
09.2023	32	5,429,590 JPY	87,110 JPY	5,516,700 JPY	1,276,205 JPY	21,195 JPY	1,297,400 JPY
10.2023	22	4,515,242 JPY	69,858 JPY	4,585,100 JPY	914,348 JPY	17,252 JPY	931,600 JPY
11.2023	12	4,028,424 JPY	55,476 JPY	4,083,900 JPY	486,818 JPY	14,382 JPY	501,200 JPY
12.2023	11	2,868,255 JPY	42,645 JPY	2,910,900 JPY	1,160,169 JPY	12,831 JPY	1,173,000 JPY
01.2024	10	2,314,191 JPY	33,509 JPY	2,347,700 JPY	554,064 JPY	9,136 JPY	563,200 JPY
02.2024	9	1,952,261 JPY	26,139 JPY	1,978,400 JPY	361,930 JPY	7,370 JPY	369,300 JPY
03.2024	7	1,670,980 JPY	19,920 JPY	1,690,900 JPY	281,281 JPY	6,219 JPY	287,500 JPY
04.2024	6	1,442,602 JPY	14,598 JPY	1,457,200 JPY	228,378 JPY	5,322 JPY	233,700 JPY
05.2024	5	1,264,097 JPY	10,003 JPY	1,274,100 JPY	178,505 JPY	4,595 JPY	183,100 JPY
06.2024	5	1,085,024 JPY	5,976 JPY	1,091,000 JPY	179,073 JPY	4,027 JPY	183,100 JPY
07.2024	5	415,380 JPY	2,520 JPY	417,900 JPY	669,644 JPY	3,456 JPY	673,100 JPY
08.2024	4	263,803 JPY	1,197 JPY	265,000 JPY	151,577 JPY	1,323 JPY	152,900 JPY
09.2024	4	111,744 JPY	356 JPY	112,100 JPY	152,059 JPY	841 JPY	152,900 JPY
10.2024	3	0 JPY	0 JPY	0 JPY	111,744 JPY	356 JPY	112,100 JPY

Run Out Schedule

ROS on the relevant EoP on 2019/05/10

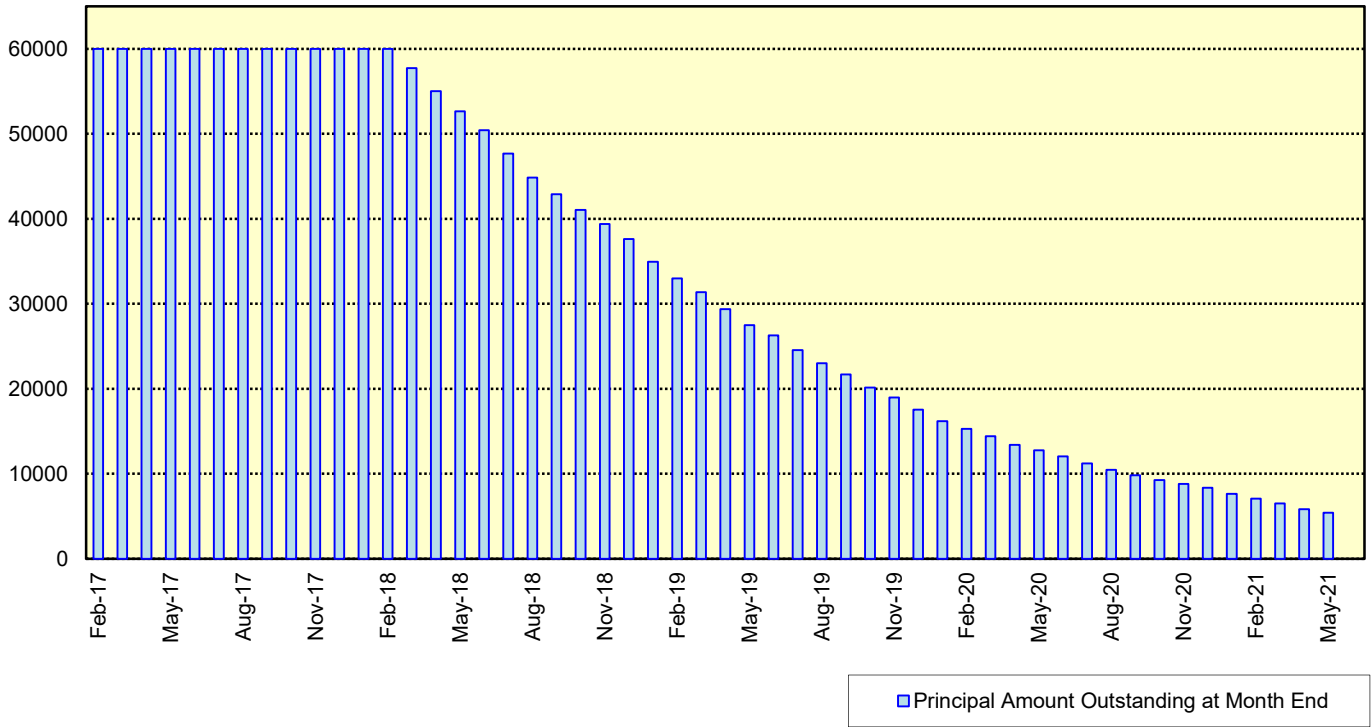
Next Payment Month	Number of Contracts	ABS Outstanding Principal	ABS Outstanding Interest	Outstanding Installment	ABS Remaining Principal	ABS Remaining Interest	ABS Remaining Installment
04.2019	20,516	31,065,515,609 JPY	881,281,091 JPY	31,946,796,700 JPY	0 JPY	0 JPY	0 JPY
05.2019	20,516	29,931,723,512 JPY	825,787,888 JPY	30,757,511,400 JPY	1,133,792,097 JPY	55,493,203 JPY	1,189,285,300 JPY
06.2019	20,028	28,192,318,536 JPY	772,217,764 JPY	28,964,536,300 JPY	1,739,404,976 JPY	53,570,124 JPY	1,792,975,100 JPY
07.2019	19,342	26,630,570,517 JPY	721,579,283 JPY	27,352,149,800 JPY	1,561,748,019 JPY	50,638,481 JPY	1,612,386,500 JPY
08.2019	18,817	25,332,321,976 JPY	673,618,924 JPY	26,005,940,900 JPY	1,298,248,541 JPY	47,960,359 JPY	1,346,208,900 JPY
09.2019	18,225	23,708,951,787 JPY	627,775,213 JPY	24,336,727,000 JPY	1,623,370,189 JPY	45,843,711 JPY	1,669,213,900 JPY
10.2019	17,347	22,524,491,870 JPY	584,429,530 JPY	23,108,921,400 JPY	1,184,459,917 JPY	43,345,683 JPY	1,227,805,600 JPY
11.2019	16,765	21,012,155,933 JPY	543,017,567 JPY	21,555,173,500 JPY	1,512,335,937 JPY	41,411,963 JPY	1,553,747,900 JPY
12.2019	15,982	19,569,291,240 JPY	503,900,760 JPY	20,073,192,000 JPY	1,442,864,693 JPY	39,116,807 JPY	1,481,981,500 JPY
01.2020	15,545	18,600,824,090 JPY	467,321,810 JPY	19,068,145,900 JPY	968,467,150 JPY	36,578,950 JPY	1,005,046,100 JPY
02.2020	15,183	17,687,061,349 JPY	432,453,951 JPY	18,119,515,300 JPY	913,762,741 JPY	34,867,859 JPY	948,630,600 JPY
03.2020	14,663	16,593,305,312 JPY	399,172,488 JPY	16,992,477,800 JPY	1,093,756,037 JPY	33,281,463 JPY	1,127,037,500 JPY
04.2020	13,970	15,918,184,241 JPY	367,682,659 JPY	16,285,866,900 JPY	675,121,071 JPY	31,489,829 JPY	706,610,900 JPY
05.2020	13,727	15,180,872,345 JPY	337,405,555 JPY	15,518,277,900 JPY	737,311,896 JPY	30,277,104 JPY	767,589,000 JPY
06.2020	13,363	14,235,759,404 JPY	308,429,496 JPY	14,544,188,900 JPY	945,112,941 JPY	28,976,059 JPY	974,089,000 JPY
07.2020	12,973	13,394,761,139 JPY	281,184,961 JPY	13,675,946,100 JPY	840,998,265 JPY	27,244,535 JPY	868,242,600 JPY
08.2020	12,692	12,689,361,392 JPY	255,560,808 JPY	12,944,922,200 JPY	705,399,747 JPY	25,624,153 JPY	731,023,900 JPY
09.2020	12,339	12,055,406,521 JPY	231,232,879 JPY	12,286,639,400 JPY	633,954,871 JPY	24,327,929 JPY	658,282,800 JPY
10.2020	11,947	11,542,550,799 JPY	208,090,501 JPY	11,750,641,300 JPY	512,855,722 JPY	23,142,378 JPY	535,998,100 JPY
11.2020	11,705	11,041,935,528 JPY	185,964,272 JPY	11,227,899,800 JPY	500,615,271 JPY	22,126,229 JPY	522,741,500 JPY
12.2020	11,436	10,187,803,372 JPY	164,823,928 JPY	10,352,627,300 JPY	854,132,156 JPY	21,140,344 JPY	875,272,500 JPY
01.2021	11,119	9,517,412,829 JPY	145,384,471 JPY	9,662,797,300 JPY	670,390,543 JPY	19,439,457 JPY	689,830,000 JPY
02.2021	10,688	8,808,595,734 JPY	127,214,766 JPY	8,935,810,500 JPY	708,817,095 JPY	18,169,705 JPY	726,986,800 JPY
03.2021	10,042	7,990,837,347 JPY	110,380,053 JPY	8,101,217,400 JPY	817,758,387 JPY	16,834,713 JPY	834,593,100 JPY
04.2021	9,121	7,473,457,524 JPY	95,059,776 JPY	7,568,517,300 JPY	517,379,823 JPY	15,320,277 JPY	532,700,100 JPY
05.2021	8,653	6,890,799,547 JPY	80,773,553 JPY	6,971,573,100 JPY	582,657,977 JPY	14,286,223 JPY	596,944,200 JPY
06.2021	8,009	6,177,642,329 JPY	67,626,271 JPY	6,245,268,600 JPY	713,157,218 JPY	13,147,282 JPY	726,304,500 JPY
07.2021	7,332	5,376,523,289 JPY	55,910,711 JPY	5,432,434,000 JPY	801,119,040 JPY	11,715,560 JPY	812,834,600 JPY
08.2021	6,615	4,674,107,173 JPY	45,735,427 JPY	4,719,842,600 JPY	702,416,116 JPY	10,175,284 JPY	712,591,400 JPY
09.2021	5,812	3,744,666,913 JPY	36,839,387 JPY	3,781,506,300 JPY	929,440,260 JPY	8,896,040 JPY	938,336,300 JPY
10.2021	4,687	3,150,276,270 JPY	29,681,830 JPY	3,179,958,100 JPY	594,390,643 JPY	7,157,557 JPY	601,548,200 JPY
11.2021	4,001	2,403,611,222 JPY	23,626,978 JPY	2,427,238,200 JPY	746,665,048 JPY	6,054,852 JPY	752,719,900 JPY
12.2021	3,075	1,996,246,690 JPY	18,922,710 JPY	2,015,169,400 JPY	407,364,532 JPY	4,704,268 JPY	412,068,800 JPY
01.2022	2,747	1,707,860,838 JPY	15,004,662 JPY	1,722,865,500 JPY	288,385,852 JPY	3,918,048 JPY	292,303,900 JPY
02.2022	2,465	1,415,591,856 JPY	11,654,644 JPY	1,427,246,500 JPY	292,268,982 JPY	3,350,018 JPY	295,619,000 JPY
03.2022	2,132	1,018,988,126 JPY	8,866,574 JPY	1,027,854,700 JPY	396,603,730 JPY	2,788,070 JPY	399,391,800 JPY
04.2022	1,591	841,785,209 JPY	6,790,491 JPY	848,575,700 JPY	177,202,917 JPY	2,076,083 JPY	179,279,000 JPY
05.2022	1,356	658,376,184 JPY	5,055,616 JPY	663,431,800 JPY	183,409,025 JPY	1,734,875 JPY	185,143,900 JPY
06.2022	1,087	467,577,942 JPY	3,657,758 JPY	471,235,700 JPY	190,798,242 JPY	1,397,858 JPY	192,196,100 JPY
07.2022	817	338,454,590 JPY	2,627,510 JPY	341,082,100 JPY	129,123,352 JPY	1,030,248 JPY	130,153,600 JPY
08.2022	655	246,020,933 JPY	1,862,767 JPY	247,883,700 JPY	92,433,657 JPY	764,743 JPY	93,198,400 JPY
09.2022	468	140,192,251 JPY	1,288,649 JPY	141,480,900 JPY	105,828,682 JPY	574,118 JPY	106,402,800 JPY
10.2022	300	76,123,906 JPY	934,894 JPY	77,058,800 JPY	64,068,345 JPY	353,755 JPY	64,422,100 JPY
11.2022	204	46,637,248 JPY	730,452 JPY	47,367,700 JPY	29,486,658 JPY	204,442 JPY	29,691,100 JPY
12.2022	154	36,162,991 JPY	592,309 JPY	36,755,300 JPY	10,474,257 JPY	138,143 JPY	10,612,400 JPY
01.2023	133	29,142,157 JPY	484,543 JPY	29,626,700 JPY	7,020,834 JPY	107,766 JPY	7,128,600 JPY
02.2023	120	24,467,925 JPY	397,075 JPY	24,865,000 JPY	4,674,232 JPY	87,468 JPY	4,761,700 JPY
03.2023	104	20,399,085 JPY	323,115 JPY	20,722,200 JPY	4,068,840 JPY	73,960 JPY	4,142,800 JPY
04.2023	83	17,078,803 JPY	260,997 JPY	17,339,800 JPY	3,320,282 JPY	62,118 JPY	3,382,400 JPY
05.2023	75	14,031,849 JPY	208,751 JPY	14,240,600 JPY	3,046,954 JPY	52,246 JPY	3,099,200 JPY
06.2023	56	11,073,113 JPY	165,587 JPY	11,238,700 JPY	2,958,736 JPY	43,164 JPY	3,001,900 JPY
07.2023	43	8,262,108 JPY	130,992 JPY	8,393,100 JPY	2,811,005 JPY	34,595 JPY	2,845,600 JPY
08.2023	37	6,390,007 JPY	104,993 JPY	6,495,000 JPY	1,872,101 JPY	25,999 JPY	1,898,100 JPY
09.2023	30	5,188,896 JPY	84,804 JPY	5,273,700 JPY	1,201,111 JPY	20,189 JPY	1,221,300 JPY
10.2023	21	4,300,381 JPY	68,319 JPY	4,368,700 JPY	888,515 JPY	16,485 JPY	905,000 JPY
11.2023	11	3,839,479 JPY	54,621 JPY	3,894,100 JPY	460,902 JPY	13,698 JPY	474,600 JPY
12.2023	10	2,815,308 JPY	42,392 JPY	2,857,700 JPY	1,024,171 JPY	12,229 JPY	1,036,400 JPY
01.2024	9	2,287,675 JPY	33,425 JPY	2,321,100 JPY	527,633 JPY	8,967 JPY	536,600 JPY
02.2024	8	1,952,261 JPY	26,139 JPY	1,978,400 JPY	335,414 JPY	7,286 JPY	342,700 JPY
03.2024	7	1,670,980 JPY	19,920 JPY	1,690,900 JPY	281,281 JPY	6,219 JPY	287,500 JPY
04.2024	6	1,442,602 JPY	14,598 JPY	1,457,200 JPY	228,378 JPY	5,322 JPY	233,700 JPY
05.2024	5	1,264,097 JPY	10,003 JPY	1,274,100 JPY	178,505 JPY	4,595 JPY	183,100 JPY
06.2024	5	1,085,024 JPY	5,976 JPY	1,091,000 JPY	179,073 JPY	4,027 JPY	183,100 JPY
07.2024	5	415,380 JPY	2,520 JPY	417,900 JPY	669,644 JPY	3,456 JPY	673,100 JPY
08.2024	4	263,803 JPY	1,197 JPY	265,000 JPY	151,577 JPY	1,323 JPY	152,900 JPY
09.2024	4	111,744 JPY	356 JPY	112,100 JPY	152,059 JPY	841 JPY	152,900 JPY
10.2024	3	0 JPY	0 JPY	0 JPY	111,744 JPY	356 JPY	112,100 JPY

Expected Amortisation

Expected Amortization to the Second Trust

JPY mil.

Assuming a Clean-Up Call at 10% of the Initial Outstanding Balance, annual prepayments of 10% and 0% defaults.



Distribution by Sub-Servicer

Sub-Servicer	Number of Loans	Percentage of Loans	Outstanding Principal Balance	Percentage of Balance
Cedyna	11,902	58.01 %	18,342,468,317 JPY	59.04 %
Jaccs	8,614	41.99 %	12,723,047,292 JPY	40.96 %
Total	20,516	100.00 %	31,065,515,609 JPY	100.00 %

Distribution by Brand

Make	Number of Loans	Percentage of Loans	Outstanding Discounted Principal Balance	Percentage of Balance
VW	13,622	66.40 %	18,037,962,467 JPY	58.06 %
Audi	6,881	33.54 %	12,997,035,319 JPY	41.84 %
Bentley	5	0.02 %	25,990,140 JPY	0.08 %
Lamborghini	0	0.00 %	0 JPY	0.00 %
Other	8	0.04 %	4,527,683 JPY	0.01 %
Total	20,516	100.00 %	31,065,515,609 JPY	100.00 %

Distribution by New and Used
Distribution by New and Used

New or Used	Number of Loans	Percentage of Loans	Outstanding Discounted Principal Balance	Percentage of Balance
New	13,480	65.70 %	23,839,654,695 JPY	76.74 %
Used	6,404	31.21 %	6,977,247,601 JPY	22.46 %
Used (Prolonged)	632	3.08 %	248,613,313 JPY	0.80 %
Total	20,516	100.00 %	31,065,515,609 JPY	100.00 %

Distribution by Brand New and Used

New or Used	Number of Loans	Percentage of Loans	Outstanding Discounted Principal Balance	Percentage of Balance
VW New	9,689	47.23 %	14,922,782,511 JPY	48.04 %
VW Used	3,513	17.12 %	3,003,136,184 JPY	9.67 %
VW Used (Prolonged)	420	2.05 %	112,043,772 JPY	0.36 %
Audi New	3,788	18.46 %	8,904,021,855 JPY	28.66 %
Audi Used	2,881	14.04 %	3,956,443,923 JPY	12.74 %
Audi Used (Prolonged)	212	1.03 %	136,569,541 JPY	0.44 %
Other	13	0.06 %	30,517,823 JPY	0.10 %
Total	20,516	100.00 %	31,065,515,609 JPY	100.00 %

Distribution by Product Type

Loan Type List

Loan Type	Description
100	Volkswagen Owner's Plan
100	Audi Owner's Plan
100	Lamborghini Auto Loan
100	Bentley Auto Loan
101	Twin Loan
105	Refinanced Volkswagen Solutions
106	Refinanced Volkswagen Das Welt Auto with refinance option *
106	Refinanced Audi S-Loan/ S-Loan Plus
106	Refinanced Lamborghini Hyper Premium Plan
106	Refinanced Bentley My Flying B
140	Volkswagen Solutions
150	Volkswagen Das Welt Auto with refinance option **
150	Audi S-Loan
150	Lamborghini Hyper Premium Plan
150	Bentley My Flying B
151	Audi S-Loan Plus

(*) The name was changed from "Refinanced Volkswagen GUC with refinance option" effective from 1 February 2012.

No other changes were made to auto loan agreements.

(**) The name was changed from "Volkswagen GUC with refinance option" effective from 1 February 2012.

No other changes were made to auto loan agreements.

Product Type

Loan Type	Number of Loans	Percentage of Loans	Outstanding Discounted Principal Balance	Percentage of Balance
100	3,066	14.94 %	2,814,113,251 JPY	9.06 %
101	0	0.00 %	0 JPY	0.00 %
105	413	2.01 %	110,926,101 JPY	0.36 %
106	219	1.07 %	137,687,212 JPY	0.44 %
140-VFJ	1,417	6.91 %	2,203,959,141 JPY	7.09 %
140-Dealer	7,569	36.89 %	12,034,826,569 JPY	38.74 %
150	7,548	36.79 %	13,141,355,101 JPY	42.30 %
151	284	1.38 %	622,648,234 JPY	2.00 %
Total	20,516	100.00 %	31,065,515,609 JPY	100.00 %

Credit Type

Credit Type	Number of Loans	Percentage of Loans	Outstanding Discounted Principal Balance	Percentage of Balance
Balloon Type Loan	16,818	81.98 %	28,002,789,045 JPY	90.14 %
Equal Instalment Type Loan	3,698	18.02 %	3,062,726,564 JPY	9.86 %
Total	20,516	100.00 %	31,065,515,609 JPY	100.00 %

Distribution by RV

Loan Type	Number of Loans	Percentage of Balance	Outstanding Discounted Principal Balance
100/101/105/106	3,698	9.86 %	3,062,726,564 JPY
140-VFJ (excl. balloon)		3.48 %	1,081,013,581 JPY
140-VFJ (balloon)		3.61 %	1,122,945,560 JPY
140-VFJ	1,417	7.09 %	2,203,959,141 JPY
140-Dealer (excl. balloon)		19.11 %	5,937,318,907 JPY
140-Dealer (balloon)		19.63 %	6,097,507,662 JPY
140-Dealer	7,569	38.74 %	12,034,826,569 JPY
150 (excl. balloon)		16.19 %	5,028,035,173 JPY
150 (balloon)		26.12 %	8,113,319,928 JPY
150	7,548	42.30 %	13,141,355,101 JPY
151 (excl. balloon)		0.33 %	103,289,242 JPY
151 (balloon)		1.67 %	519,358,992 JPY
151	284	2.00 %	622,648,234 JPY
Total	20,516	100.00 %	31,065,515,609 JPY

Type of Payment Portion	Percentage of Balance	Outstanding Discounted Principal Balance
Monthly Installment Portion	48.97 %	15,212,383,467 JPY
Balloon Portion	51.03 %	15,853,132,142 JPY
Total	100.00 %	31,065,515,609 JPY

Distribution by Brand New and Used
Audi

New or Used	Number of Loans	Percentage of Loans	Outstanding Discounted Principal Balance	Percentage of Balance
New	3,788	55.05 %	8,904,021,855 JPY	68.51 %
Used	3,093	44.95 %	4,093,013,464 JPY	31.49 %
Total	6,881	100.00 %	12,997,035,319 JPY	100.00 %

Bentley

New or Used	Number of Loans	Percentage of Loans	Outstanding Discounted Principal Balance	Percentage of Balance
New	3	60.00 %	12,850,329 JPY	49.44 %
Used	2	40.00 %	13,139,811 JPY	50.56 %
Total	5	100.00 %	25,990,140 JPY	100.00 %

Lamborghini

New or Used	Number of Loans	Percentage of Loans	Outstanding Discounted Principal Balance	Percentage of Balance
New	0	0.00 %	0 JPY	0.00 %
Used	0	0.00 %	0 JPY	0.00 %
Total	0	0.00 %	0 JPY	0.00 %

VW

New or Used	Number of Loans	Percentage of Loans	Outstanding Discounted Principal Balance	Percentage of Balance
New	9,689	71.13 %	14,922,782,511 JPY	82.73 %
Used	3,933	28.87 %	3,115,179,956 JPY	17.27 %
Total	13,622	100.00 %	18,037,962,467 JPY	100.00 %

OTHER

New or Used	Number of Loans	Percentage of Loans	Outstanding Discounted Principal Balance	Percentage of Balance
New	0	0.00 %	0 JPY	0.00 %
Used	8	100.00 %	4,527,683 JPY	100.00 %
Total	8	100.00 %	4,527,683 JPY	100.00 %

Distribution by Customer Type

Customer Type

Customer Type	Number of Loans	Percentage of Loans	Outstanding Discounted Principal Balance	Percentage of Balance
Retail	18,628	90.80 %	27,155,913,007 JPY	87.41 %
Corporate	1,888	9.20 %	3,909,602,602 JPY	12.59 %
Total	20,516	100.00 %	31,065,515,609 JPY	100.00 %

Distribution by Outstanding Discounted Principal Balance

Outstanding Discounted Principal Balance	Number of Loans	Percentage of Loans	Outstanding Discounted Principal Balance	Percentage of Balance
<= 500,000 JPY	2,298	11.20 %	644,930,098 JPY	2.08 %
500,001 JPY - 1,000,000 JPY	3,889	18.96 %	2,969,449,136 JPY	9.56 %
1,000,001 JPY - 1,500,000 JPY	5,252	25.60 %	6,589,184,037 JPY	21.21 %
1,500,001 JPY - 2,000,000 JPY	4,304	20.98 %	7,461,391,169 JPY	24.02 %
2,000,001 JPY - 2,500,000 JPY	2,340	11.41 %	5,182,686,084 JPY	16.68 %
2,500,001 JPY - 3,000,000 JPY	999	4.87 %	2,725,113,672 JPY	8.77 %
3,000,001 JPY - 3,500,000 JPY	623	3.04 %	2,013,604,578 JPY	6.48 %
3,500,001 JPY - 4,000,000 JPY	388	1.89 %	1,446,732,347 JPY	4.66 %
4,000,001 JPY - 4,500,000 JPY	188	0.92 %	793,336,002 JPY	2.55 %
4,500,001 JPY - 5,000,000 JPY	99	0.48 %	465,125,097 JPY	1.50 %
5,000,001 JPY - 6,000,000 JPY	100	0.49 %	536,199,861 JPY	1.73 %
6,000,001 JPY - 7,000,000 JPY	29	0.14 %	184,117,843 JPY	0.59 %
7,000,001 JPY - 8,000,000 JPY	5	0.02 %	36,789,877 JPY	0.12 %
8,000,001 JPY - 9,000,000 JPY	2	0.01 %	16,855,808 JPY	0.05 %
9,000,001 JPY - 10,000,000 JPY	0	0.00 %	0 JPY	0.00 %
>= 10,000,001 JPY	0	0.00 %	0 JPY	0.00 %
Total	20,516	100.00 %	31,065,515,609 JPY	100.00 %

Statistics

Minimum Outstanding Discounted Principal Balance	7,776 JPY
Maximum Outstanding Discounted Principal Balance	8,507,596 JPY
Average Outstanding Discounted Principal Balance	1,514,209 JPY

Distribution by Original Principal Amount

Original Principal Balance	Number of Loans	Percentage of Loans	Outstanding Discounted Principal Balance	Percentage of Balance
<= 500,000 JPY	87	0.42 %	13,257,916 JPY	0.04 %
500,001 JPY - 1,000,000 JPY	1,048	5.11 %	385,047,218 JPY	1.24 %
1,000,001 JPY - 1,500,000 JPY	2,206	10.75 %	1,398,448,808 JPY	4.50 %
1,500,001 JPY - 2,000,000 JPY	3,350	16.33 %	3,182,502,305 JPY	10.24 %
2,000,001 JPY - 2,500,000 JPY	3,620	17.64 %	4,548,479,158 JPY	14.64 %
2,500,001 JPY - 3,000,000 JPY	3,534	17.23 %	5,445,147,413 JPY	17.53 %
3,000,001 JPY - 3,500,000 JPY	2,416	11.78 %	4,434,140,832 JPY	14.27 %
3,500,001 JPY - 4,000,000 JPY	1,551	7.56 %	3,297,035,303 JPY	10.61 %
4,000,001 JPY - 4,500,000 JPY	818	3.99 %	2,016,452,573 JPY	6.49 %
4,500,001 JPY - 5,000,000 JPY	608	2.96 %	1,681,226,632 JPY	5.41 %
5,000,001 JPY - 6,000,000 JPY	618	3.01 %	1,951,362,718 JPY	6.28 %
6,000,001 JPY - 7,000,000 JPY	334	1.63 %	1,224,150,070 JPY	3.94 %
7,000,001 JPY - 8,000,000 JPY	152	0.74 %	621,267,612 JPY	2.00 %
8,000,001 JPY - 9,000,000 JPY	78	0.38 %	360,447,165 JPY	1.16 %
9,000,001 JPY - 10,000,000 JPY	54	0.26 %	283,269,283 JPY	0.91 %
>= 10,000,001 JPY	42	0.20 %	223,280,603 JPY	0.72 %
Total	20,516	100.00 %	31,065,515,609 JPY	100.00 %

Statistics

Minimum Original Principal Balance	200,000 JPY
Maximum Original Principal Balance	17,310,000 JPY
Average Original Principal Balance	2,744,603 JPY

Distribution by Interest Rate paid by the Obligor

Interest Rate paid by the Obligor	Number of Loans	Percentage of Loans	Outstanding Discounted Principal Balance	Percentage of Balance
< 0.900 %	432	2.11 %	889,369,497 JPY	2.86 %
0.900 % < 1.500 %	3,889	18.96 %	6,921,326,146 JPY	22.28 %
1.500 % < 2.000 %	7,614	37.11 %	12,433,291,798 JPY	40.02 %
2.000 % < 2.500 %	154	0.75 %	250,050,029 JPY	0.80 %
2.500 % < 3.000 %	5,102	24.87 %	7,169,682,006 JPY	23.08 %
3.000 % < 3.500 %	839	4.09 %	494,841,662 JPY	1.59 %
3.500 % < 4.000 %	2,457	11.98 %	2,887,329,791 JPY	9.29 %
4.000 % < 4.500 %	29	0.14 %	19,624,680 JPY	0.06 %
4.500 % < 5.000 %	0	0.00 %	0 JPY	0.00 %
5.000 % or more	0	0.00 %	0 JPY	0.00 %
Total	20,516	100.00 %	31,065,515,609 JPY	100.00 %

Statistics	
Minimum Interest Rate	0.10 %
Maximum Interest Rate	4.49 %
Weighted Average Interest Rate	2.10 %

Distribution by Original Term

Length of Original Term (months)	Number of Loans	Percentage of Loans	Outstanding Discounted Principal Balance	Percentage of Balance
6 - 12	0	0.00 %	0 JPY	0.00 %
13 - 18	0	0.00 %	0 JPY	0.00 %
19 - 24	127	0.62 %	34,340,351 JPY	0.11 %
25 - 30	26	0.13 %	6,577,600 JPY	0.02 %
31 - 36	5,822	28.38 %	9,543,153,566 JPY	30.72 %
37 - 42	53	0.26 %	20,504,696 JPY	0.07 %
43 - 48	1,215	5.92 %	1,082,397,939 JPY	3.48 %
49 - 54	20	0.10 %	15,098,285 JPY	0.05 %
55 - 60	12,523	61.04 %	19,303,961,906 JPY	62.14 %
61 - 66	17	0.08 %	17,624,196 JPY	0.06 %
67 - 72	565	2.75 %	754,059,743 JPY	2.43 %
73 - 84	148	0.72 %	287,797,327 JPY	0.93 %
Total	20,516	100.00 %	31,065,515,609 JPY	100.00 %

Statistics	
Minimum Original Term in months	20
Maximum Original Term in months	84
Weighted Average Original Term in months	52.66

Distribution by Remaining Term

Length of Remaining Term (months)	Number of Loans	Percentage of Loans	Outstanding Discounted Principal Balance	Percentage of Balance
<= 12	6,789	33.09 %	8,980,730,751 JPY	28.91 %
13 - 18	2,022	9.86 %	2,773,409,645 JPY	8.93 %
19 - 24	3,052	14.88 %	4,157,017,879 JPY	13.38 %
25 - 30	4,652	22.67 %	7,492,861,056 JPY	24.12 %
31 - 36	2,645	12.89 %	4,916,711,248 JPY	15.83 %
37 - 42	1,152	5.62 %	2,313,000,063 JPY	7.45 %
43 - 48	129	0.63 %	253,978,937 JPY	0.82 %
49 - 54	64	0.31 %	144,048,437 JPY	0.46 %
55 - 60	6	0.03 %	18,114,315 JPY	0.06 %
61 - 66	5	0.02 %	15,643,278 JPY	0.05 %
67 - 72	0	0.00 %	0 JPY	0.00 %
73 - 84	0	0.00 %	0 JPY	0.00 %
Total	20,516	100.00 %	31,065,515,609 JPY	100.00 %

Statistics	
Minimum Remaining Term in months	1
Maximum Remaining Term in months	66
Weighted Average Remaining Term in months	21.66

Distribution by Seasoning

Seasoning (months)	Number of Loans	Percentage of Loans	Outstanding Discounted Principal Balance	Percentage of Balance
<= 12	0	0.00 %	0 JPY	0.00 %
13 - 18	223	1.09 %	476,456,621 JPY	1.53 %
19 - 24	2,234	10.89 %	4,172,622,312 JPY	13.43 %
25 - 30	5,755	28.05 %	10,059,485,391 JPY	32.38 %
31 - 36	7,407	36.10 %	11,101,342,778 JPY	35.74 %
37 - 42	2,787	13.58 %	3,601,969,670 JPY	11.59 %
43 - 48	886	4.32 %	813,358,456 JPY	2.62 %
49 - 54	720	3.51 %	551,804,967 JPY	1.78 %
55 - 60	445	2.17 %	259,624,065 JPY	0.84 %
61 - 66	36	0.18 %	18,237,948 JPY	0.06 %
67 - 72	14	0.07 %	7,388,469 JPY	0.02 %
73 - 84	9	0.04 %	3,224,932 JPY	0.01 %
Total	20,516	100.00 %	31,065,515,609 JPY	100.00 %

Statistics	
Minimum Seasoning in months	17
Maximum Seasoning in months	79
Weighted Average Seasoning in months	31.01

Distribution by Type of Car
Type of Car

Type of Car	Number of Loans	Percentage of Loans	Outstanding Discounted Principal Balance	Percentage of Balance
New	13,480	65.70 %	23,839,654,695 JPY	76.74 %
Used	7,036	34.30 %	7,225,860,914 JPY	23.26 %
Total	20,516	100.00 %	31,065,515,609 JPY	100.00 %

Type of Car: Only Balloon Loans

Type of Car	Number of Loans	Percentage of Loans	Outstanding Discounted Principal Balance	Percentage of Balance
New	12,644	75.18 %	22,939,525,581 JPY	81.92 %
Used	4,174	24.82 %	5,063,263,464 JPY	18.08 %
Total	16,818	100.00 %	28,002,789,045 JPY	100.00 %

Type of Car: Only Equal Instalment Loans

Type of Car	Number of Loans	Percentage of Loans	Outstanding Discounted Principal Balance	Percentage of Balance
New	836	22.61 %	900,129,114 JPY	29.39 %
Used	2,862	77.39 %	2,162,597,450 JPY	70.61 %
Total	3,698	100.00 %	3,062,726,564 JPY	100.00 %

Distribution by Brand and Model

Make	Model	Number of Loans	Percentage of Loans	Outstanding Discounted Principal Balance	Percentage of Balance
Audi	A1	644	3.14 %	685,952,462 JPY	2.21 %
	A3	1,715	8.36 %	2,408,881,469 JPY	7.75 %
	A4	1,472	7.17 %	3,004,839,535 JPY	9.67 %
	A5	333	1.62 %	676,175,474 JPY	2.18 %
	A6	430	2.10 %	940,822,838 JPY	3.03 %
	A7	161	0.78 %	470,793,440 JPY	1.52 %
	A8	48	0.23 %	136,160,337 JPY	0.44 %
	S1	62	0.30 %	108,494,857 JPY	0.35 %
	S3	223	1.09 %	492,136,835 JPY	1.58 %
	S4	62	0.30 %	161,197,008 JPY	0.52 %
	S5	34	0.17 %	89,326,258 JPY	0.29 %
	S6	27	0.13 %	94,257,714 JPY	0.30 %
	S7	18	0.09 %	53,357,487 JPY	0.17 %
	S8	6	0.03 %	26,605,280 JPY	0.09 %
	RS3	23	0.11 %	72,724,613 JPY	0.23 %
	RS4	10	0.05 %	26,531,700 JPY	0.09 %
	RS5	10	0.05 %	34,826,468 JPY	0.11 %
	RS6	8	0.04 %	34,430,005 JPY	0.11 %
	RS7	7	0.03 %	29,997,055 JPY	0.10 %
	Q2	55	0.27 %	132,908,862 JPY	0.43 %
	Q3	557	2.71 %	955,457,503 JPY	3.08 %
	Q5	318	1.55 %	698,405,148 JPY	2.25 %
	Q7	133	0.65 %	515,357,255 JPY	1.66 %
	RSQ3	15	0.07 %	52,333,975 JPY	0.17 %
	TT	502	2.45 %	1,063,909,951 JPY	3.42 %
	R8	8	0.04 %	31,151,790 JPY	0.10 %
	AUDI OTHERS	0	0.00 %	0 JPY	0.00 %
Subtotal		6,881	33.54 %	12,997,035,319 JPY	41.84 %
Bentley	ARNAGE	0	0.00 %	0 JPY	0.00 %
	AZURE	0	0.00 %	0 JPY	0.00 %
	BENTAYGA	1	0.00 %	5,971,261 JPY	0.02 %
	CONTINENTAL	4	0.02 %	20,018,879 JPY	0.06 %
	FLYING SPUR	0	0.00 %	0 JPY	0.00 %
	MULSANNE	0	0.00 %	0 JPY	0.00 %
	BENTLEY	0	0.00 %	0 JPY	0.00 %
	OTHERS	0	0.00 %	0 JPY	0.00 %
Subtotal		5	0.02 %	25,990,140 JPY	0.08 %
Lamborghini	AVENTADOR	0	0.00 %	0 JPY	0.00 %
	DIABLO	0	0.00 %	0 JPY	0.00 %
	GALLARDO	0	0.00 %	0 JPY	0.00 %
	HURACÁN	0	0.00 %	0 JPY	0.00 %
	MULCIELAGO	0	0.00 %	0 JPY	0.00 %
	LAMBORGHINI	0	0.00 %	0 JPY	0.00 %
	OTHERS	0	0.00 %	0 JPY	0.00 %
Subtotal		0	0.00 %	0 JPY	0.00 %
VW	ARTEON	1	0.00 %	3,537,264 JPY	0.01 %
	BEETLE	1,384	6.75 %	1,687,907,674 JPY	5.43 %
	BORA	0	0.00 %	0 JPY	0.00 %
	EOS	0	0.00 %	0 JPY	0.00 %
	GOLF	5,288	25.78 %	7,539,402,356 JPY	24.27 %
	JETTA	5	0.02 %	1,157,443 JPY	0.00 %
	LUPO	1	0.00 %	1,054,799 JPY	0.00 %
	PASSAT	1,219	5.94 %	1,936,912,597 JPY	6.23 %
	POLO	2,795	13.62 %	2,898,245,488 JPY	9.33 %
	SCIROCCO	23	0.11 %	19,296,659 JPY	0.06 %
	SHARAN	476	2.32 %	746,863,063 JPY	2.40 %
	TIGUAN	459	2.24 %	811,552,713 JPY	2.61 %
	TOUAREG	45	0.22 %	88,584,215 JPY	0.29 %
	TOURAN	1,112	5.42 %	1,760,123,424 JPY	5.67 %
	UP	814	3.97 %	543,324,772 JPY	1.75 %
	VENTO	0	0.00 %	0 JPY	0.00 %
	VW OTHERS	0	0.00 %	0 JPY	0.00 %
Subtotal		13,622	66.39 %	18,037,962,467 JPY	58.05 %
Non VW Group Vehicles		8	0.04 %	4,527,683 JPY	0.01 %
Subtotal		8	0.04 %	4,527,683 JPY	0.01 %
Total		20,516	100.00 %	31,065,515,609 JPY	100.00 %

Geographic Distribution by Prefecture

Prefecture	Number of Loans	Percentage of Loans	Outstanding Discounted Principal Balance	Percentage of Balance
Tokyo	3,067	14.95 %	5,266,264,850 JPY	16.95 %
Kanagawa	1,990	9.70 %	3,127,507,120 JPY	10.07 %
Aichi	1,458	7.11 %	2,128,251,808 JPY	6.85 %
Saitama	1,341	6.54 %	1,974,934,672 JPY	6.36 %
Osaka	1,191	5.81 %	1,879,926,962 JPY	6.05 %
Chiba	940	4.58 %	1,364,463,127 JPY	4.39 %
Fukuoka	867	4.23 %	1,350,533,937 JPY	4.35 %
Hokkaido	806	3.93 %	1,279,285,800 JPY	4.12 %
Hyogo	725	3.53 %	1,071,196,988 JPY	3.45 %
Shizuoka	610	2.97 %	920,121,650 JPY	2.96 %
Ibaraki	637	3.10 %	904,486,878 JPY	2.91 %
Hiroshima	497	2.42 %	698,964,435 JPY	2.25 %
Tochigi	473	2.31 %	686,125,642 JPY	2.21 %
Miyagi	397	1.94 %	579,764,993 JPY	1.87 %
Kyoto	398	1.94 %	571,437,211 JPY	1.84 %
Gunma	442	2.15 %	567,287,011 JPY	1.83 %
Nagano	322	1.57 %	431,941,012 JPY	1.39 %
Okayama	272	1.33 %	420,449,188 JPY	1.35 %
Gifu	295	1.44 %	410,262,273 JPY	1.32 %
Mie	269	1.31 %	358,992,868 JPY	1.16 %
Fukushima	263	1.28 %	355,719,943 JPY	1.15 %
Yamaguchi	225	1.10 %	323,995,219 JPY	1.04 %
Niigata	240	1.17 %	306,238,912 JPY	0.99 %
Oita	191	0.93 %	266,566,861 JPY	0.86 %
Nara	175	0.85 %	257,532,949 JPY	0.83 %
Ishikawa	169	0.82 %	252,565,466 JPY	0.81 %
Toyama	165	0.80 %	246,355,955 JPY	0.79 %
Yamanashi	153	0.75 %	246,193,070 JPY	0.79 %
Shiga	166	0.81 %	241,188,960 JPY	0.78 %
Kumamoto	170	0.83 %	236,771,374 JPY	0.76 %
Kagoshima	144	0.70 %	227,402,441 JPY	0.73 %
Wakayama	139	0.68 %	222,849,249 JPY	0.72 %
Yamagata	161	0.78 %	215,826,759 JPY	0.69 %
Fukui	130	0.63 %	202,309,850 JPY	0.65 %
Iwate	106	0.52 %	153,730,654 JPY	0.49 %
Miyazaki	100	0.49 %	153,419,297 JPY	0.49 %
Tokushima	100	0.49 %	152,239,733 JPY	0.49 %
Nagasaki	106	0.52 %	150,180,211 JPY	0.48 %
Kagawa	99	0.48 %	134,515,821 JPY	0.43 %
Saga	87	0.42 %	125,685,028 JPY	0.40 %
Shimane	71	0.35 %	119,365,308 JPY	0.38 %
Ehime	89	0.43 %	116,830,537 JPY	0.38 %
Akita	68	0.33 %	98,610,296 JPY	0.32 %
Aomori	72	0.35 %	97,544,905 JPY	0.31 %
Tottori	59	0.29 %	68,446,971 JPY	0.22 %
Kouchi	42	0.20 %	58,601,777 JPY	0.19 %
Okinawa	29	0.14 %	42,629,638 JPY	0.14 %
Total	20,516	100.00 %	31,065,515,609 JPY	100.00 %

Distribution by Obligor Concentration
Distribution of Loan Contracts and Vehicles per Obligor

Contract Concentration	Number of Customers	Percentage of Customers	Number of Loans	Percentage of Loans	Outstanding Discounted Principal Balance	Percentage of Balance
1	19,735	96.55 %	19,735	96.19 %	29,691,874,536 JPY	95.58 %
2	656	3.21 %	719	3.50 %	1,227,247,825 JPY	3.95 %
3	44	0.22 %	53	0.26 %	127,509,842 JPY	0.41 %
4	6	0.03 %	9	0.04 %	18,883,406 JPY	0.06 %
5	0	0.00 %	0	0.00 %	0 JPY	0.00 %
6 - 10	0	0.00 %	0	0.00 %	0 JPY	0.00 %
11 or more	0	0.00 %	0	0.00 %	0 JPY	0.00 %
Total	20,441	100.00 %	20,516	100.00 %	31,065,515,609 JPY	100.00 %

Top 20 Obligor

Number	Number of Contracts	Outstanding Discounted Principal Balance	Percentage of Balance
1	2	11,785,093 JPY	0.04 %
2	2	9,185,337 JPY	0.03 %
3	1	8,507,596 JPY	0.03 %
4	1	8,348,212 JPY	0.03 %
5	1	7,693,808 JPY	0.02 %
6	2	7,661,004 JPY	0.02 %
7	1	7,635,847 JPY	0.02 %
8	2	7,405,456 JPY	0.02 %
9	1	7,347,171 JPY	0.02 %
10	1	7,089,463 JPY	0.02 %
11	1	7,023,588 JPY	0.02 %
12	2	6,867,981 JPY	0.02 %
13	1	6,764,625 JPY	0.02 %
14	2	6,700,139 JPY	0.02 %
15	1	6,697,571 JPY	0.02 %
16	1	6,688,218 JPY	0.02 %
17	1	6,685,748 JPY	0.02 %
18	1	6,651,747 JPY	0.02 %
19	1	6,616,182 JPY	0.02 %
20	1	6,605,019 JPY	0.02 %
Total 1 -20	26	149,959,805 JPY	0.48 %

Remarks:

Figures above are calculated based on each of the Sub-Servicers respectively and not across both of the Sub-Servicers.

Distribution by Contract Start Month

Origination Month	Number of Loans	Percentage of Loans	Outstanding Discounted Principal Balance	Percentage of Balance
09.2012	2	0.01 %	468,335 JPY	0.00 %
10.2012	0	0.00 %	0 JPY	0.00 %
11.2012	0	0.00 %	0 JPY	0.00 %
12.2012	3	0.01 %	760,810 JPY	0.00 %
01.2013	0	0.00 %	0 JPY	0.00 %
02.2013	2	0.01 %	879,728 JPY	0.00 %
03.2013	2	0.01 %	1,116,059 JPY	0.00 %
04.2013	0	0.00 %	0 JPY	0.00 %
05.2013	0	0.00 %	0 JPY	0.00 %
06.2013	1	0.00 %	70,739 JPY	0.00 %
07.2013	5	0.02 %	1,663,696 JPY	0.01 %
08.2013	3	0.01 %	4,133,689 JPY	0.01 %
09.2013	5	0.02 %	1,520,345 JPY	0.00 %
10.2013	3	0.01 %	467,236 JPY	0.00 %
11.2013	2	0.01 %	992,771 JPY	0.00 %
12.2013	7	0.03 %	2,724,354 JPY	0.01 %
01.2014	5	0.02 %	2,388,457 JPY	0.01 %
02.2014	12	0.06 %	7,619,363 JPY	0.02 %
03.2014	7	0.03 %	4,045,767 JPY	0.01 %
04.2014	5	0.02 %	3,550,852 JPY	0.01 %
05.2014	74	0.36 %	34,481,202 JPY	0.11 %
06.2014	100	0.49 %	51,928,118 JPY	0.17 %
07.2014	77	0.38 %	43,841,861 JPY	0.14 %
08.2014	62	0.30 %	40,942,663 JPY	0.13 %
09.2014	127	0.62 %	84,879,369 JPY	0.27 %
10.2014	82	0.40 %	49,848,477 JPY	0.16 %
11.2014	89	0.43 %	62,561,527 JPY	0.20 %
12.2014	125	0.61 %	101,071,777 JPY	0.33 %
01.2015	85	0.41 %	60,733,310 JPY	0.20 %
02.2015	165	0.80 %	132,195,506 JPY	0.43 %
03.2015	174	0.85 %	145,394,370 JPY	0.47 %
04.2015	70	0.34 %	56,300,711 JPY	0.18 %
05.2015	156	0.76 %	124,108,903 JPY	0.40 %
06.2015	162	0.79 %	132,755,404 JPY	0.43 %
07.2015	121	0.59 %	114,324,213 JPY	0.37 %
08.2015	161	0.78 %	153,320,775 JPY	0.49 %
09.2015	216	1.05 %	232,548,450 JPY	0.75 %
10.2015	155	0.76 %	176,888,525 JPY	0.57 %
11.2015	165	0.80 %	198,293,773 JPY	0.64 %
12.2015	339	1.65 %	402,424,524 JPY	1.30 %
01.2016	456	2.22 %	588,164,911 JPY	1.89 %
02.2016	669	3.26 %	917,954,785 JPY	2.95 %
03.2016	1,003	4.89 %	1,318,243,152 JPY	4.24 %
04.2016	492	2.40 %	695,369,299 JPY	2.24 %
05.2016	1,073	5.23 %	1,428,631,350 JPY	4.60 %
06.2016	1,266	6.17 %	1,864,064,563 JPY	6.00 %
07.2016	1,206	5.88 %	1,763,453,925 JPY	5.68 %
08.2016	1,445	7.04 %	2,182,007,096 JPY	7.02 %
09.2016	1,925	9.38 %	3,167,816,545 JPY	10.20 %
10.2016	1,218	5.94 %	2,026,002,900 JPY	6.52 %
11.2016	1,707	8.32 %	2,973,541,369 JPY	9.57 %
12.2016	627	3.06 %	1,105,900,268 JPY	3.56 %
01.2017	547	2.67 %	968,532,123 JPY	3.12 %
02.2017	666	3.25 %	1,190,867,191 JPY	3.83 %
03.2017	990	4.83 %	1,794,641,540 JPY	5.78 %
04.2017	392	1.91 %	721,305,878 JPY	2.32 %
05.2017	480	2.34 %	885,549,046 JPY	2.85 %
06.2017	510	2.49 %	934,936,111 JPY	3.01 %
07.2017	279	1.36 %	489,669,501 JPY	1.58 %
08.2017	273	1.33 %	538,697,219 JPY	1.73 %
09.2017	300	1.46 %	602,464,557 JPY	1.94 %
10.2017	157	0.77 %	320,618,927 JPY	1.03 %
11.2017	66	0.32 %	155,837,694 JPY	0.50 %
12.2017	0	0.00 %	0 JPY	0.00 %
01.2018	0	0.00 %	0 JPY	0.00 %
02.2018	0	0.00 %	0 JPY	0.00 %
03.2018	0	0.00 %	0 JPY	0.00 %
04.2018	0	0.00 %	0 JPY	0.00 %
05.2018	0	0.00 %	0 JPY	0.00 %
06.2018	0	0.00 %	0 JPY	0.00 %
07.2018	0	0.00 %	0 JPY	0.00 %
08.2018	0	0.00 %	0 JPY	0.00 %
09.2018	0	0.00 %	0 JPY	0.00 %
10.2018	0	0.00 %	0 JPY	0.00 %
11.2018	0	0.00 %	0 JPY	0.00 %
12.2018	0	0.00 %	0 JPY	0.00 %
01.2019	0	0.00 %	0 JPY	0.00 %
02.2019	0	0.00 %	0 JPY	0.00 %
03.2019	0	0.00 %	0 JPY	0.00 %
04.2019	0	0.00 %	0 JPY	0.00 %
Total	20,516	100.00 %	31,065,515,609 JPY	100.00 %

Distribution by Contract End Month

Maturity Month	Number of Loans	Percentage of Loans	Outstanding Discounted Principal Balance	Percentage of Balance
05.2019	488	2.38 %	488,582,357 JPY	1.57 %
06.2019	686	3.34 %	831,387,413 JPY	2.68 %
07.2019	525	2.56 %	622,878,061 JPY	2.01 %
08.2019	592	2.89 %	726,331,219 JPY	2.34 %
09.2019	878	4.28 %	1,242,217,964 JPY	4.00 %
10.2019	582	2.84 %	785,244,355 JPY	2.53 %
11.2019	783	3.82 %	1,225,163,556 JPY	3.94 %
12.2019	437	2.13 %	595,394,241 JPY	1.92 %
01.2020	362	1.76 %	479,823,783 JPY	1.54 %
02.2020	520	2.53 %	662,855,517 JPY	2.13 %
03.2020	693	3.38 %	951,223,788 JPY	3.06 %
04.2020	243	1.18 %	369,628,497 JPY	1.19 %
05.2020	364	1.77 %	517,915,171 JPY	1.67 %
06.2020	390	1.90 %	551,902,712 JPY	1.78 %
07.2020	281	1.37 %	335,187,455 JPY	1.08 %
08.2020	353	1.72 %	501,510,765 JPY	1.61 %
09.2020	392	1.91 %	540,553,623 JPY	1.74 %
10.2020	242	1.18 %	326,339,919 JPY	1.05 %
11.2020	269	1.31 %	357,864,980 JPY	1.15 %
12.2020	317	1.55 %	375,568,380 JPY	1.21 %
01.2021	431	2.10 %	568,285,395 JPY	1.83 %
02.2021	646	3.15 %	912,469,651 JPY	2.94 %
03.2021	921	4.49 %	1,271,187,636 JPY	4.09 %
04.2021	468	2.28 %	671,641,837 JPY	2.16 %
05.2021	644	3.14 %	906,692,362 JPY	2.92 %
06.2021	677	3.30 %	1,038,120,774 JPY	3.34 %
07.2021	717	3.49 %	1,115,101,743 JPY	3.59 %
08.2021	803	3.91 %	1,300,968,285 JPY	4.19 %
09.2021	1,125	5.48 %	1,913,133,735 JPY	6.16 %
10.2021	686	3.34 %	1,218,844,157 JPY	3.92 %
11.2021	926	4.51 %	1,706,236,387 JPY	5.49 %
12.2021	328	1.60 %	598,144,791 JPY	1.93 %
01.2022	282	1.37 %	547,911,410 JPY	1.76 %
02.2022	333	1.62 %	642,337,446 JPY	2.07 %
03.2022	541	2.64 %	1,004,381,537 JPY	3.23 %
04.2022	235	1.15 %	417,699,677 JPY	1.34 %
05.2022	269	1.31 %	508,409,115 JPY	1.64 %
06.2022	270	1.32 %	537,070,950 JPY	1.73 %
07.2022	162	0.79 %	322,678,779 JPY	1.04 %
08.2022	187	0.91 %	369,419,191 JPY	1.19 %
09.2022	168	0.82 %	363,651,221 JPY	1.17 %
10.2022	96	0.47 %	211,770,807 JPY	0.68 %
11.2022	50	0.24 %	104,537,077 JPY	0.34 %
12.2022	21	0.10 %	40,982,522 JPY	0.13 %
01.2023	13	0.06 %	21,704,930 JPY	0.07 %
02.2023	16	0.08 %	32,341,609 JPY	0.10 %
03.2023	21	0.10 %	40,087,582 JPY	0.13 %
04.2023	8	0.04 %	14,325,217 JPY	0.05 %
05.2023	19	0.09 %	46,717,484 JPY	0.15 %
06.2023	13	0.06 %	23,634,506 JPY	0.08 %
07.2023	6	0.03 %	13,306,159 JPY	0.04 %
08.2023	7	0.03 %	17,465,303 JPY	0.06 %
09.2023	9	0.04 %	20,468,108 JPY	0.07 %
10.2023	10	0.05 %	22,456,877 JPY	0.07 %
11.2023	1	0.00 %	1,917,542 JPY	0.01 %
12.2023	1	0.00 %	4,430,379 JPY	0.01 %
01.2024	1	0.00 %	2,284,970 JPY	0.01 %
02.2024	1	0.00 %	2,919,029 JPY	0.01 %
03.2024	1	0.00 %	3,802,861 JPY	0.01 %
04.2024	1	0.00 %	2,759,534 JPY	0.01 %
05.2024	0	0.00 %	0 JPY	0.00 %
06.2024	0	0.00 %	0 JPY	0.00 %
07.2024	1	0.00 %	3,609,312 JPY	0.01 %
08.2024	0	0.00 %	0 JPY	0.00 %
09.2024	1	0.00 %	2,392,038 JPY	0.01 %
10.2024	3	0.01 %	9,641,928 JPY	0.03 %
Total	20,516	100.00 %	31,065,515,609 JPY	100.00 %

Distribution by Monthly Payment

Monthly Payment	Number of Loans	Percentage of Loans	Outstanding Discounted Principal Balance	Percentage of Balance
<= 10,000 JPY	1,029	5.02 %	1,042,430,970 JPY	3.36 %
10,001 JPY - 20,000 JPY	3,972	19.36 %	4,318,047,927 JPY	13.90 %
20,001 JPY - 30,000 JPY	5,656	27.57 %	7,169,222,505 JPY	23.08 %
30,001 JPY - 40,000 JPY	4,250	20.72 %	6,452,165,378 JPY	20.77 %
40,001 JPY - 50,000 JPY	2,315	11.28 %	4,030,545,537 JPY	12.97 %
50,001 JPY - 60,000 JPY	1,279	6.23 %	2,534,169,620 JPY	8.16 %
60,001 JPY - 70,000 JPY	676	3.29 %	1,543,726,969 JPY	4.97 %
70,001 JPY - 80,000 JPY	380	1.85 %	964,130,429 JPY	3.10 %
80,001 JPY - 90,000 JPY	262	1.28 %	706,875,933 JPY	2.28 %
90,001 JPY - 100,000 JPY	198	0.97 %	585,545,740 JPY	1.88 %
100,001 JPY - 110,000 JPY	133	0.65 %	395,691,138 JPY	1.27 %
110,001 JPY - 120,000 JPY	92	0.45 %	319,689,158 JPY	1.03 %
120,001 JPY - 130,000 JPY	73	0.36 %	252,380,003 JPY	0.81 %
130,001 JPY - 140,000 JPY	43	0.21 %	168,084,661 JPY	0.54 %
140,001 JPY - 150,000 JPY	38	0.19 %	147,481,664 JPY	0.47 %
>= 150,001 JPY	120	0.58 %	435,327,977 JPY	1.40 %
Total	20,516	100.00 %	31,065,515,609 JPY	100.00 %

Distribution by Bonus Payment

Bonus Payment	Number of Loans	Percentage of Loans	Outstanding Discounted Principal Balance	Percentage of Balance
No Bonus Payment	12,064	58.80 %	17,767,281,438 JPY	57.19 %
1 JPY - 25,000 JPY	215	1.05 %	228,517,857 JPY	0.74 %
25,001 JPY - 50,000 JPY	2,156	10.51 %	2,743,645,986 JPY	8.83 %
50,001 JPY - 75,000 JPY	783	3.82 %	1,119,911,364 JPY	3.60 %
75,001 JPY - 100,000 JPY	2,925	14.26 %	4,536,661,903 JPY	14.60 %
100,001 JPY - 125,000 JPY	383	1.87 %	613,142,145 JPY	1.97 %
125,001 JPY - 150,000 JPY	1,117	5.44 %	2,082,798,339 JPY	6.70 %
150,001 JPY - 175,000 JPY	108	0.53 %	215,283,931 JPY	0.69 %
175,001 JPY - 200,000 JPY	467	2.28 %	1,021,088,455 JPY	3.29 %
200,001 JPY - 225,000 JPY	31	0.15 %	66,988,283 JPY	0.22 %
225,001 JPY - 250,000 JPY	123	0.60 %	287,140,749 JPY	0.92 %
250,001 JPY - 275,000 JPY	11	0.05 %	30,438,207 JPY	0.10 %
275,001 JPY - 300,000 JPY	85	0.41 %	220,871,683 JPY	0.71 %
300,001 JPY - 325,000 JPY	3	0.01 %	7,665,993 JPY	0.02 %
325,001 JPY - 350,000 JPY	14	0.07 %	37,600,925 JPY	0.12 %
350,001 JPY - 375,000 JPY	2	0.01 %	8,513,262 JPY	0.03 %
375,001 JPY - 400,000 JPY	12	0.06 %	45,652,719 JPY	0.15 %
400,001 JPY - 425,000 JPY	0	0.00 %	0 JPY	0.00 %
425,001 JPY - 450,000 JPY	2	0.01 %	5,326,172 JPY	0.02 %
450,001 JPY - 475,000 JPY	0	0.00 %	0 JPY	0.00 %
475,001 JPY - 500,000 JPY	14	0.07 %	24,592,324 JPY	0.08 %
500,001 JPY or more	1	0.00 %	2,393,874 JPY	0.01 %
Total	20,516	100.00 %	31,065,515,609 JPY	100.00 %

Distribution by Motor Type

Motor Type	Number of Loans	Percentage of Loans	Outstanding Discounted Principal Balance	Percentage of Balance
EA 189	0	0.00 %	0 JPY	0.00 %
Other	20,516	100.00 %	31,065,515,609 JPY	100.00 %
Total	20,516	100.00 %	31,065,515,609 JPY	100.00 %

Disclaimer

This presentation contains forward-looking statements and information on the business development of the Volkswagen Group. These statements may be spoken or written and can be recognized by terms such as "expects", "anticipates", "intends", "plans", "believes", "seeks", "estimates", "will", or words with similar meaning. These statements are based on assumptions relating to the development of the economies of individual countries, and in particular of the automotive industry, which we have made on the basis of the information available to us and which we consider to be realistic at the time of going to press. The estimates given involve a degree of risk, and the actual developments may differ from those forecast.

Consequently, any unexpected fall in demand or economic stagnation in our key sales markets, such as in Western Europe (and especially Germany) or in the USA, Brazil or China, will have a corresponding impact on the development of our business. The same applies in the event of a significant shift in current exchange rates relative to the US dollar, sterling, yen, Brazilian real, Chinese renminbi and Czech koruna.

If any of these or other risks occur, or if the assumptions underlying any of these statements prove incorrect, the actual results may significantly differ from those expressed or implied by such statements.

We do not update forward-looking statements retrospectively. Such statements are valid on the date of publication and can be superceded.

This information does not constitute an offer to exchange or sell or an offer to exchange or buy any securities.