

Deal Name: Driver Japan six

Originator: Volkswagen Financial Services Japan Ltd.
Gotenyama Trust Tower 17F
7-35 Kitashinagawa 4-chome, Shinagawa-ku
Tokyo 140-0001, Japan

Reporting Entity: Volkswagen Financial Services Japan Ltd.
Treasury Dept.
Gotenyama Trust Tower 17F
7-35 Kitashinagawa 4-chome, Shinagawa-ku
Tokyo 140-0001, Japan
Tel No.: +81(0)3-5792-7261
Fax No.: +81(0)3-3280-7365
E-mail: vwfsjp.abs@vwfs.com

**Trustor of the First Trust:
Servicer:** Volkswagen Financial Services Japan Ltd.

**Trustee of the First Trust:
Trustee of the Second Trust:** Deutsche Trust Company Limited Japan
Sanno Park Tower, 11-1,
Nagatacho 2-chome, Chiyoda-ku,
Tokyo, 100-6172, Japan
Trust Business Administration Department
Tel No.: +81(0)3-5156-5637
Fax No.: +81(0)3-5156-5658
E-mail: DB_Trust_Trust@list.db.com



Contents

Page	Tables of Contents
1	Front Page
2	Contents
3	Deal Overview
4	Deal Overview: Counterparties I
5	Deal Overview: Counterparties II
6	Information regarding the TBI and ABL to the Second Trust
7	Pool Information
8	Available Distribution
9	Waterfall
10	Credit Enhancement
11	Cumulative Gross Loss Ratio & Performance Trigger
12	Cumulative Gross Loss Ratio & Performance Trigger (Chart)
13	Default & Delinquencies
14	Run Out Schedule (Previous)
15	Run Out Schedule
16	Expected Amortization to the Second Trust
17	Sub-Servicer
18	Brand
19	New and Used
20	Product Type
21	RV
22	Brand New and Used
23	Customer Type
24	Outstanding Discounted Principal Balance
25	Original Principal Amount
26	Interest Rate paid by the Obligor
27	Original Term
28	Remaining Term
29	Seasoning
30	Type of Car
31	Brand and Model
32	Geographic Dist. by Prefecture
33	Obligor Concentration
34	Contract Start Month
35	Contract End Month
36	Monthly payment
37	Bonus payment
38	Mortor Type

Deal Overview

Cut Off Date:	2017/02/10		
Trust Commencement Date:	2017/02/23	Legal Maturity of the First Trust:	2025/06/27
Monthly Period:	2019/01/11	to	2019/02/10
Reporting Date:	2019/02/18		
Reporting Frequency:	monthly		
Period No.:	24		
Remittance Date:	2019/02/22		
Advance Payment Date:	2019/02/22		
Cash Adjustment Date:	2019/02/22		
Additional Entrustment Date:	2019/02/26		
Trust Calculation Date:	2019/02/26		
Trust Calculation Period:	2019/01/25	to	2019/02/26
First Trust Payment Date:	2019/02/27		
Second Trust Payment Date:	2019/02/28		
Interest Calculation Period:	2019/01/29	to	2019/02/28
Next Reporting Date:	2019/03/15		

Pool information at the Initial Cut off Date

	Number of Contracts	Outstanding Discounted Principal Balance	Outstanding Nominal Balance
Outstanding Pool	30,757	64,171,706,472 JPY	67,028,993,300 JPY

Credit Type	Percentage of Loans	Outstanding Discounted Principal Balance	Percentage of Balance
Balloon	76.13 %	55,443,642,000 JPY	86.40 %
Equal Instalment Loan	23.87 %	8,728,064,472 JPY	13.60 %
Total	100.00 %	64,171,706,472 JPY	100.00 %

Type of Car	Percentage of Loans	Outstanding Discounted Principal Balance	Percentage of Balance
New	66.66 %	49,506,381,305 JPY	77.15 %
Used	33.34 %	14,665,325,167 JPY	22.85 %
Total	100.00 %	64,171,706,472 JPY	100.00 %

Deal Overview: Counterparties I

Joint Lead Managers:

Shinsei Securities Co., Ltd.
 Nihonbashi Muromachi Nomura Building, 4-3,
 Nihonbashi-muromachi 2-chome,
 Chuo-ku,
 Tokyo 103-0022, Japan

BNP Paribas Securities (Japan) Limited
 GranTokyo North Tower, 9-1,
 Marunouchi 1-chome,
 Chiyoda-ku,
 Tokyo 100-6740, Japan

Trust Management Account Bank:

MUFG Bank, Ltd.
 4-2 Toranomom 1-chome,
 Minato-ku
 Tokyo 105-0001, Japan

Originator:

Trustor of the First Trust:

Servicer:

Volkswagen Financial Services Japan Ltd.
 Gotenyama Trust Tower 17F
 7-35 Kitashinagawa 4-chome, Shinagawa-ku
 Tokyo 140-0001, Japan

Trustee of the First Trust:

Trustee of the Second Trust:

Deutsche Trust Company Limited Japan
 Attn.: Driver Japan Six
 Trust Business Administration Department

ABL Lender to the First Trust:

Trustor of the Second Trust:

Shinsei Securities Co., Ltd.

Seller of the Trust Beneficial

Interest of the Second Trust

Shinsei Securities Co., Ltd.
 BNP Paribas Securities (Japan) Limited

Rating								
Moody's			Fitch			R&I		
Long Term	Short Term	Outlook	Long Term	Short Term	Outlook	Long Term	Short Term	Outlook
n.a.	n.a.	n.a.	n.a.	n.a.	n.a.	n.a.	n.a.	n.a.
n.a.	n.a.	n.a.	n.a.	n.a.	n.a.	n.a.	n.a.	n.a.
A1	P-1	Stable	A	F1	Stable	AA-	a-1+	Stable

Deal Overview: Counterparties II

Rating Agencies:

Moody's SF Japan K.K.

Attn.: Driver Japan six
 Structure Finance Group Monitoring Division
 5-1 Atago 2-chome, Minato-ku
 Tokyo 105-6220, Japan
 E-mail: monitor.msfi@moodys.com

Fitch Ratings Japan Limited

Attn.: Driver Japan six
 Structured Finance
 Kojimachi Crystal City East Wing 3rd Floor,
 4-8 Kojimachi, Chiyoda-ku,
 Tokyo 102-0083, Japan
 E-mail: tokyo.surveillance@fitchratings.com

Rating and Investment Information, Inc.

Attn.: Monitoring Group Department:
 Structured Finance Department
 TERRACE SQUARE, 3-22,
 Kanda Nishikicho, Chiyoda-ku,
 Tokyo 101-0054, Japan
 E-mail: sfmonitor@r-i.co.jp

Rating of VW

Volkswagen Financial Services AG

Volkswagen AG

Rating								
Moody's			Fitch			R&I		
Short Term	Long Term	Outlook	Short Term	Long Term	Outlook	Short Term	Long Term	Outlook
P-2	A3	Stable	n.a.	n.a.	n.a.	n.a.	n.a.	n.a.
P-2	A3	Stable	F2	BBB+	Stable	n.a.	n.a.	n.a.

Information regarding Trust Beneficial Interest of the Second Trust & Asset Backed Loan to the Second Trust
Rating Details
Rating at Issue Date

	TBI	ABL
Moody's	Aaa(sf)	Aaa(sf)
Fitch	AAAsf	AAAsf
R&I	AAA	AAA

Current Rating

	TBI	ABL
Moody's	Aaa(sf)	Aaa(sf)
Fitch	AAAsf	AAAsf
R&I	AAA	AAA

Information on TBI & ABL

	TBI	ABL
Initial Balance	39,200,000,000 JPY	20,800,000,000 JPY
Expected Maturity Date	2021/06/28	2021/06/28
Legal Maturity of the Second Trust	2025/06/30	2025/06/30
Payment Dates	28th	28th
Business Day Convention	Modified Following	Modified Following
Listing	None	—

Information on Interest

	TBI	ABL
Fixed/ Floating	Fixed	Fixed
Current Coupon	0.19%	0.19%
Day Count Convention	30/360	30/360

Selling Restriction

The holders of the Beneficial Interest and the ABL Lenders* are prohibited from dividing, assigning, pledging or creating any other security interest over any of the Beneficial Interest and the Asset Backed Loans without the prior written approval of the Trustee of the Second Trust.

(*)The holders of the Beneficial Interest and the ABL Lenders are limited to specified investors (*tokutei toushika*) as defined under Paragraph 31 of Article 2 of the Financial Instruments and Exchange Act (Law no.25 of 1948 as amended).

Clean-Up Call

VWFS Japan as the Trustor of the First Trust has a right at its option to exercise a clean-up call to repurchase of all, but not part, of the outstanding Auto Loan Receivables from the Trustee of the First Trust on any Trust Calculation Date, the Discounted Principal Balance of all outstanding Auto Loan Receivables is expected to be less than ten percent (10%) of the Discounted Principal Balance of the Initial Auto Loan Receivables as of the Initial Cut-off Date after the distribution pursuant to Article 18.1 of the First Trust Agreement on the immediately following First Trust Payment Date.

Pool Information
Pool Balance on Initial Cut-Off Date

Status	Number of Contracts	Outstanding Discounted Principal Balance
Normal	30,757	64,171,706,472 JPY
Cancellation	0	0 JPY
Early Termination	0	0 JPY
Defaulted Receivables	0	0 JPY
Matured	0	0 JPY
Refinance Option	0	0 JPY
Repurchase	0	0 JPY
Total	30,757	64,171,706,472 JPY

Pool Balance before entrustment of Additional Auto Loan Receivables

Status	Number of Contracts on previous EoP	Outstanding Discounted Principal Balance on previous EoP	Number of Contracts "as Collections" during the relevant Monthly Period*	Outstanding Discounted Principal Balance "as Collections" during the relevant Monthly Period*	Number of Contracts EoP before entrustment of Additional Auto Loan Receivables	Outstanding Discounted Principal Balance EoP before entrustment of Additional Auto Loan Receivables
Normal	24,614	39,494,739,541 JPY	23,720	983,742,729 JPY	23,720	37,278,506,590 JPY
Cancellation	0	0 JPY	0	0 JPY	0	0 JPY
Early Termination	0	0 JPY	463	817,976,463 JPY	0	0 JPY
Defaulted Receivables	0	0 JPY	6	9,629,776 JPY	0	0 JPY
Matured	0	0 JPY	329	271,462,917 JPY	0	0 JPY
Refinance Option	0	0 JPY	96	133,421,066 JPY	0	0 JPY
Repurchase	0	0 JPY	0	0 JPY	0	0 JPY
Total	24,614	39,494,739,541 JPY	24,614	2,216,232,951 JPY	23,720	37,278,506,590 JPY

Pool Balance after entrustment of Additional Auto Loan Receivables

Status	Number of Contracts EoP before entrustment of Additional Auto Loan Receivables	Outstanding Discounted Principal Balance EoP before entrustment of Additional Auto Loan Receivables	Number of Contracts of Additional Auto Loan Receivables	Outstanding Discounted Principal Balance of Additional Auto Loan Receivables	Number of Contracts EoP after entrustment of Additional Auto Loan Receivables	Outstanding Discounted Principal Balance EoP after entrustment of Additional Auto Loan Receivables
Normal	23,720	37,278,506,590 JPY	0	0 JPY	23,720	37,278,506,590 JPY
Cancellation	0	0 JPY	0	0 JPY	0	0 JPY
Early Termination	0	0 JPY	0	0 JPY	0	0 JPY
Defaulted Receivables	0	0 JPY	0	0 JPY	0	0 JPY
Matured	0	0 JPY	0	0 JPY	0	0 JPY
Refinance Option	0	0 JPY	0	0 JPY	0	0 JPY
Repurchase	0	0 JPY	0	0 JPY	0	0 JPY
Total	23,720	37,278,506,590 JPY	0	0 JPY	23,720	37,278,506,590 JPY

Limits on Eligibility Criteria

Status Limits on Eligibility Criteria (v) (including Additional Entrustment)	Current Exposure in %	Limits in % of the aggregate Discounted Principal Balance of the Auto Loan Receivables outstanding	Status
(i) on Used Purchased Vehicle	22.53 %	35 %	-*
(ii) on Non-VW Vehicles	0.01 %	5 %	-*
(iii) on Balloon Payment	51.03 %	50 %	-*

(*) not applicable since the Revolving Period ended

Outstanding Balances

Monthly Period: from 2019/01/11 to 2019/02/10
Reporting Date: 2019/02/18
Trust Calculation Date: 2019/02/26

Outstanding Balances

	Number of Contracts	Aggregate Amount of the Discounted Principal Balance	Aggregate Amount of the Nominal Balance
Balance on the previous EoP	24,614	39,494,739,541 JPY	40,703,706,100 JPY
Balance after counting on the Collections during the relevant Monthly Period	23,720	37,278,506,590 JPY	38,398,333,500 JPY
Balance of Additional Auto Loan Receivables	0	0 JPY	0 JPY
Aggregate Amount of Auto Loan Receivables	23,720	37,278,506,590 JPY	38,398,333,500 JPY

Collections

	Number of Contracts	Aggregate Amount of the Discounted Principal Balance	Aggregate Amount of the Nominal Balance
Collections: Amortization of current contracts	23,720	983,742,729 JPY	1,051,827,500 JPY
Collections: Cancellation	0	0 JPY	0 JPY
Collections: Early Termination	463	817,976,463 JPY	818,959,729 JPY
Collections: Defaulted Receivables	6	9,629,776 JPY	9,650,379 JPY
Collections: Matured	329	271,462,917 JPY	271,910,600 JPY
Collections: Refinance Option	96	133,421,066 JPY	133,640,000 JPY
Collections: Repurchase	0	0 JPY	0 JPY
Sum	24,614	2,216,232,951 JPY	2,285,988,208 JPY

Available Distribution Amount

	Number of Contracts	Aggregate Amount of the Nominal Balance
(a) the Collections for the Monthly Period with respect to such Trust Calculation Date	24,614	2,285,988,208 JPY
(b) drawings from the Cash Collateral Ledger in accordance with Article 18.3 of the First Trust Agreement	0	0 JPY
(c) net investment earnings from Eligible Investments	0	0 JPY
(d) net proceeds from the sale or disposal of the Trust Assets of the First Trust	0	0 JPY
(e) any amount which is carried over from the immediately preceding Trust Calculation Date	0	0 JPY
Sum	24,614	2,285,988,208 JPY

Waterfall

There is no distinction between principal and interest, and all collections go through a single priority of payments			
		Payment	Remaining Amount
Available Distribution Amount	plus	2,285,988,208 JPY	2,285,988,208 JPY
(a) an amount necessary for the payment of all taxes and public charges to be paid to the relevant public authority by the immediately following First Trust Payment Date.	less	0 JPY	2,285,988,208 JPY
(b) an amount necessary for the payment of all Fees for the Trustee of the First Trust to be paid to the Trustee of the First Trust by the immediately following First Trust Payment Date.	less	355,451 JPY	2,285,632,757 JPY
(c) an amount necessary for the payment of the Servicing Fee to be paid to the Servicer by the immediately following First Trust Payment Date.	less	35,545,264 JPY	2,250,087,493 JPY
(d) an amount necessary for the payment of the Trust Expenses of the First Trust as provided in Article 23.1 (including the Rating Fees, Costs of the Second Trust and those fees not otherwise covered by (b) or (c) above) to be paid to the relevant party by the immediately following First Trust Payment Date (including any amounts advanced by the Trustee of the First Trust pursuant to Article 23.3)	less	370,895 JPY	2,249,716,598 JPY
(e) an amount necessary for the payment of overdue and unpaid interest on the Asset Backed Loans to the First Trust (if any) to be paid to the Trustee of the Second Trust by the immediately following First Trust Payment Date.	less	0 JPY	2,249,716,598 JPY
(f) an amount necessary for the payment to the Trustee of the Second Trust of interest on the Asset Backed Loan to the First Trust accruing during the relevant Interest Calculation Period	less	5,534,200 JPY	2,244,182,398 JPY
(g) an amount necessary to top up the balance thereof until it is equal to the Cash Collateral Ledger Target Balance	less	0 JPY	2,244,182,398 JPY
(h) (i) prior to the expiration of the Revolving Period: an amount necessary for the redemption of any Additional Senior Beneficial Interest;	less	1,961,366,161 JPY	282,816,237 JPY
(ii) following the expiration of the Revolving Period and prior to the occurrence of an Early Amortization Event, an amount necessary for the payment to the Trustee of the Second Trust of the Asset Backed Loan Principal Payment Amount for the relevant First Trust Payment Date.			
(iii) following the occurrence of the Early Amortization Event, an amount necessary for the payment to the Trustee of the Second Trust of the remaining principal balance of the Asset Backed Loan to the First Trust.			
(i) an amount necessary for the payment to the Trustee of the First Trust of any Indemnified Amounts which are not compensated by the Trustor of the First Trust	less	0 JPY	282,816,237 JPY
(j) an amount necessary for the payment to the Subordinated Beneficiary of the Subordinated Beneficial Principal Payment Amount for the relevant First Trust Payment Date.	less	254,866,790 JPY	27,949,447 JPY
(k) (i) prior to the expiration of the Revolving Period, then (x) if a transfer is made under (j) above, such remaining amount will be transferred to the Expenses Distribution Ledger for payment to the Subordinated Beneficiary as a payment of earnings on the Subordinated Beneficial Interest, and such payment shall be made on the First Trust Payment Date immediately following such Trust Calculation Date or (y) if no transfer is made under (j) above, such remaining amount will be carried forward to the next Trust Calculation Date.	less	27,949,447 JPY	0 JPY
(ii) following the expiration of the Revolving Period and prior to the occurrence of an Early Amortization Event, then such remaining amount will be transferred to the Expenses Distribution Ledger for payment to the Subordinated Beneficiary as a payment of earnings on the Subordinated Beneficial Interest, and such payment shall be made on the First Trust Payment Date immediately following such Trust Calculation Date.			
(iii) following the occurrence of an Early Amortization Event, the remaining amount in the Trust Collection Ledger will be carried forward to the next Trust Calculation Date.			

Credit Enhancement

Subordinated Principal Balance as of the relevant First Trust Payment Date

	Percentage of Aggregate Discounted Principal Balance	Value
(i) the aggregate amount of the Discounted Principal Balance of all Auto Loan Receivables outstanding		37,278,506,590 JPY
(ii) Asset Backed Loan Principal Balance on the relevant First Trust Payment Date		32,991,478,332 JPY
Overcollateralization (= (i) - (ii))	11.50 %	4,287,028,258 JPY
Trust Collection Ledger which is carried over from the immediately preceding Trust Calculation Date	0.00 %	0 JPY
The amount in the Cash Collateral Ledger	0.93 %	345,000,000 JPY
Subordinated Principal Balance	12.43 %	4,632,028,258 JPY

Trust Management Account (TMA)

	in JPY	+/-	in JPY (previous)
Initial Balance on Cash Entrustment Date	345,000,000 JPY		
Outstanding Balance on First Trust Payment Date	345,000,000 JPY	0 JPY	345,000,000 JPY
(a) Expenses Distribution Ledger	0 JPY	0 JPY	0 JPY
(b) Trust Collection Ledger	0 JPY	0 JPY	0 JPY
(c) Cash Collateral Ledger	345,000,000 JPY	0 JPY	345,000,000 JPY
Cash Collateral Ledger Target Balance	345,000,000 JPY		

Calculation of Credit Enhancement

Driver Japan six's Credit Enhancement consists of the items listed above in the Subordinated Principal Balance as of the relevant date of determination (immediately following the First Trust Payment Date). The result provides an absolute value, which will be applied to the (amortized) Aggregate Discounted Principal Balance as of the end of the relevant date.

The transaction has a Revolving Period of 12 months until February 2018.

Asset Backed Loan Overcollateralization Percentage is (i) prior to the expiration of the Revolving Period, 8.5%, and (ii) following the expiration of the Revolving Period, 11.5%; provided, in each case no Credit Enhancement Increase Condition shall be in effect. After a Level 1 Credit Enhancement Increase Condition in effect, 17% and after a Level 2 Credit Enhancement Increase Condition is in effect, 100%.

Cumulative Gross Loss & Cumulative Repurchased Receivables

Cumulative Defaulted Receivables

	Number of Contracts	Write Offs
Beginning of Period	107	220,088,325 JPY
Defaulted Receivables	6	9,629,776 JPY
End of Period	113	229,718,101 JPY

Cumulative Gross Loss Ratio

The sum of the Discounted Principal Balance of all Auto Loan Receivables that have become Defaulted Receivables from the Initial Cut-off Date through to the end of Monthly Period immediately preceding the relevant Trust Calculation Date

229,718,101 JPY 0.25 %

The sum of (i) the aggregate Discounted Principal Balance of the Initial Auto Loan Receivables as of the Initial Cut-off Date and (ii) the aggregate Discounted Principal Balance as of the relevant Trust Calculation Date of all Additional Auto Loan Receivables (if any) entrusted on the Additional Entrustment Dates which fall six months prior to the relevant Trust Calculation Date.

90,684,064,608 JPY

Performance Triggers

Asset Backed Loan Overcollateralization Percentage was implemented to assure on a monthly basis that no cash is paid to lower steps in the waterfall unless there is sufficient Overcollateralization to support the transaction.

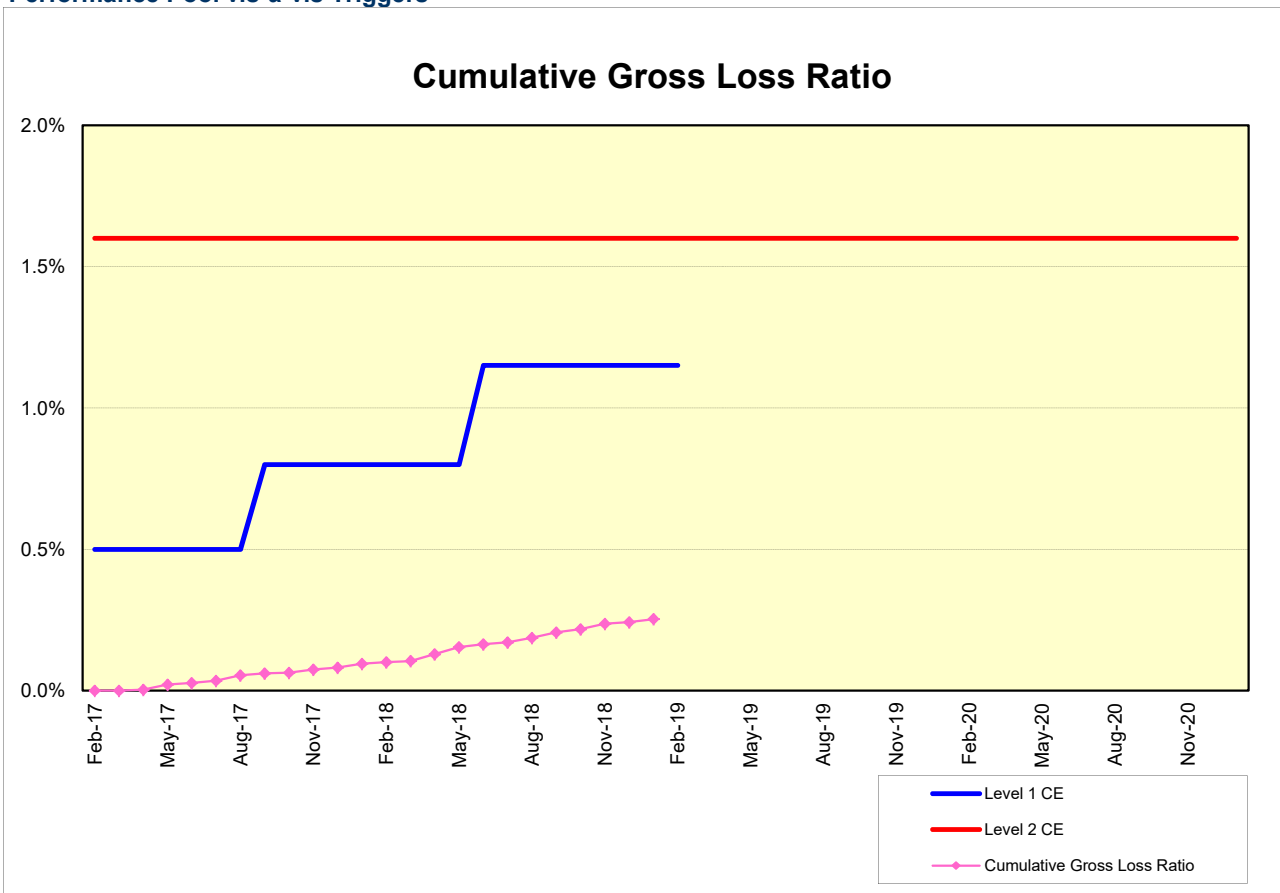
The performance trigger in form of a Credit Enhancement Increase Condition will be activated when the Cumulative Gross Loss Ratio exceeds the defined limits. In this case the Overcollateralization will be increased accordingly.

Levels	Credit Enhancement increase condition	Credit Enhancement increase condition in place?
Level 1 (i)	Cumulative Gross Loss Ratio exceeds 0.5% for any First Trust Payment Date on or prior to August 2017	no
Level 1 (ii)	Cumulative Gross Loss Ratio exceeds 0.8% for any First Trust Payment Date from September 2017 to May 2018	no
Level 1 (iii)	Cumulative Gross Loss Ratio exceeds 1.15% for any First Trust Payment Date from June 2018 to February 2019	no
Level 2	Cumulative Gross Loss Ratio exceeds 1.6% for any First Trust Payment Date	no

	Asset Backed Loan Overcollateralization Percentage
Prior to the expiration of the Revolving Period (No Credit Enhancement Increase Condition is in effect)	8.50 %
Following the expiration of Revolving Period (No Credit Enhancement Increase Condition is in effect)	11.50 %
After a Level 1 Credit Enhancement Increase Condition is in effect	17.00 %
After a Level 2 Credit Enhancement Increase Condition is in effect	100.00 %
Current Asset Backed Loan Overcollateralization Percentage	11.50 %

Cumulative Gross Loss & Cumulative Repurchased Receivables

Performance Pool vis-a-vis Triggers



Cumulative Repurchased Receivables

	Number of Contracts	Repurchase Price
Beginning of Period	0	0 JPY
Repurchased Receivables	0	0 JPY
End of Period	0	0 JPY

Defaulted and Delinquent Contracts

Information of Delinquencies and Defaults

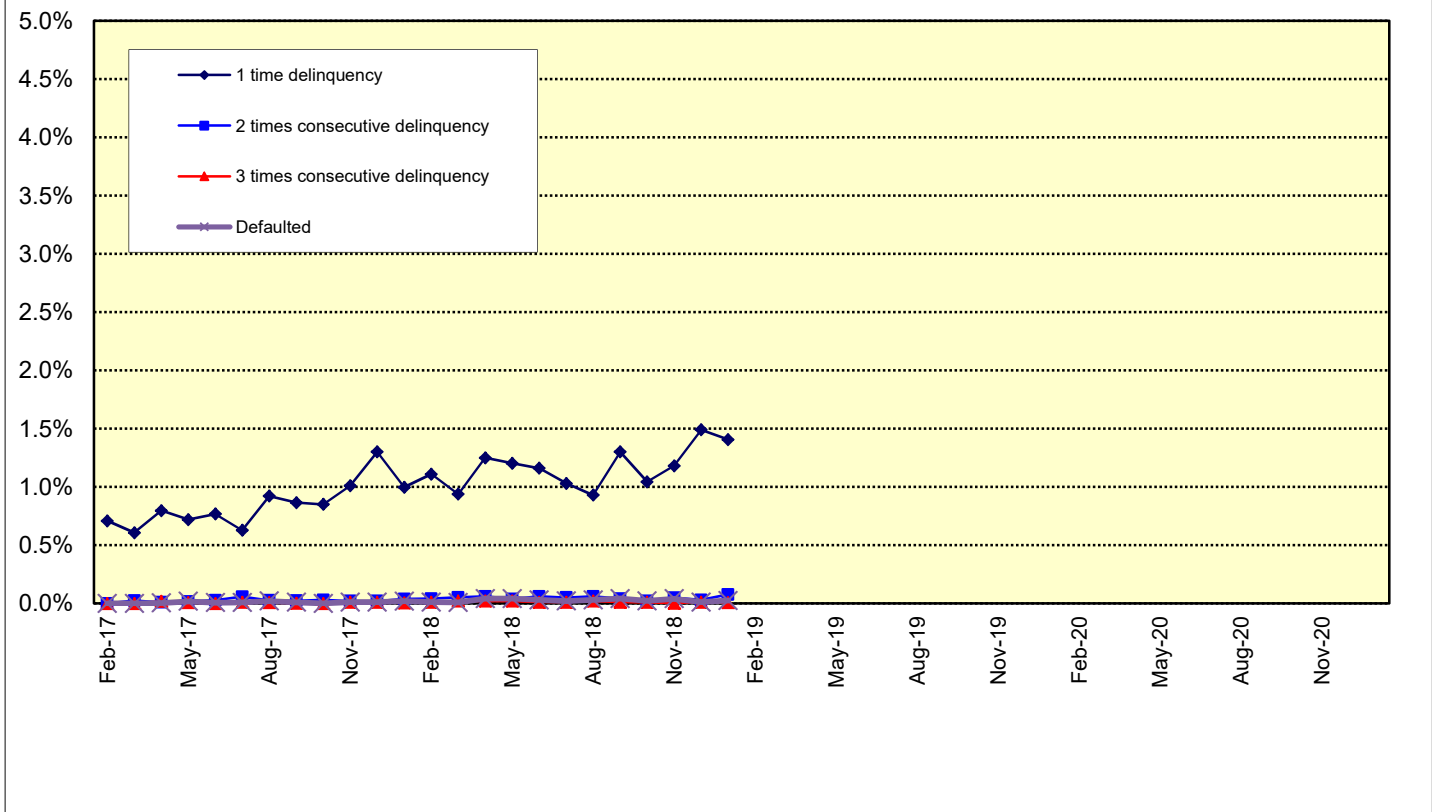
Current Reporting Period	Number of Contracts	Percentage of Contracts (*)	Outstanding Discounted Principal Balance	Percentage of Principal Balance (*)	Outstanding Nominal Balance	Percentage of Nominal Balance (*)
Delinquent	320	1.30 %	555,367,462 JPY	1.41 %	575,737,800 JPY	1.41 %
Default	6	0.02 %	9,629,776 JPY	0.02 %	9,650,379 JPY	0.02 %

(*) Based on the previous EoP

Delinquency Profile (Information Purpose Only)

Days in Arrears	Number of Contracts	Percentage of Contracts	Outstanding Discounted Principal Balance	Percentage of Principal Balance	Outstanding Nominal Balance	Percentage of Nominal Balance
1	305	1.29 %	524,218,323 JPY	1.41 %	543,457,400 JPY	1.42 %
2	14	0.06 %	28,582,977 JPY	0.08 %	29,540,300 JPY	0.08 %
3	1	0.00 %	2,566,162 JPY	0.01 %	2,740,100 JPY	0.01 %
Total	320	1.35 %	555,367,462 JPY	1.49 %	575,737,800 JPY	1.50 %

Delinquent / Defaulted (Gross Loss) Ratio

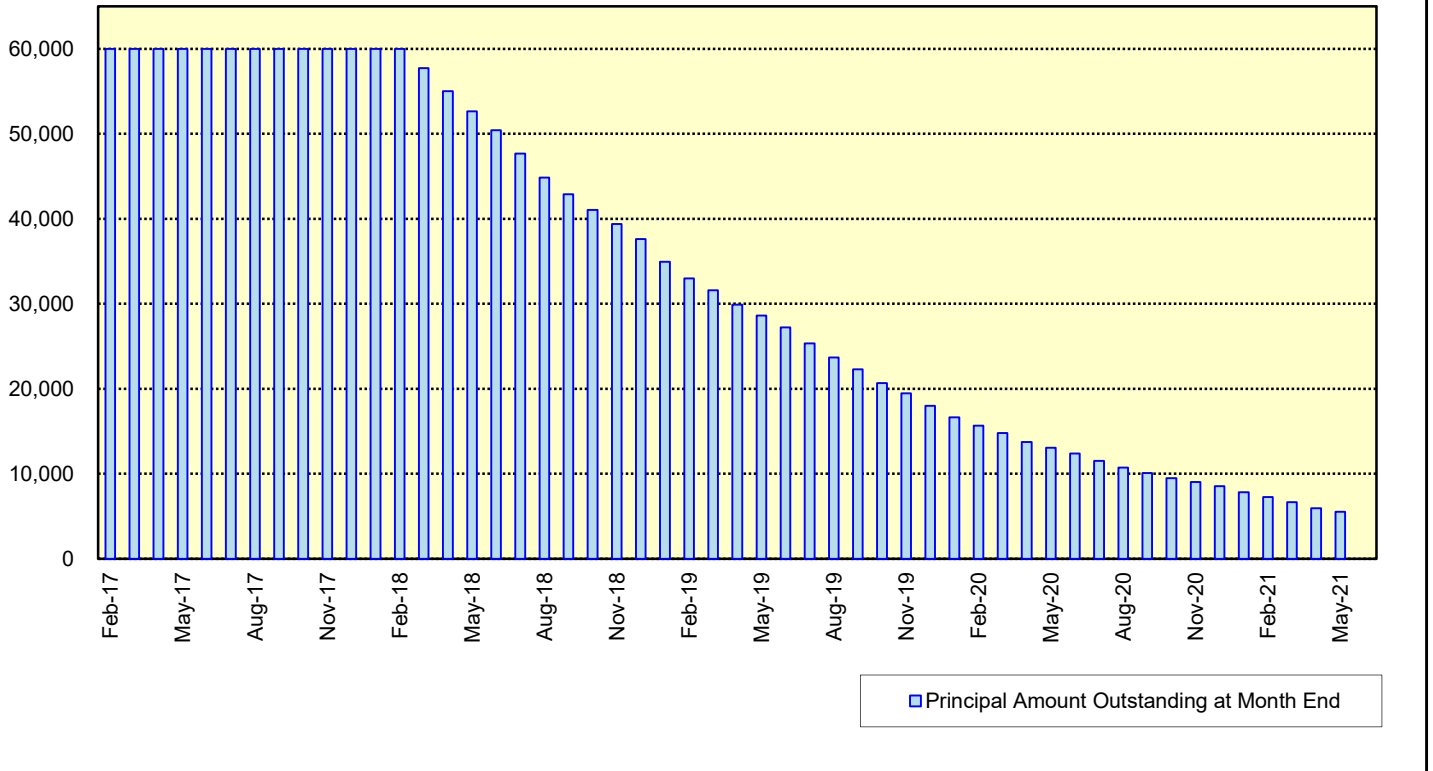


Expected Amortisation

Expected Amortization to the Second Trust

JPY mil.

Assuming a Clean-Up Call at 10% of the Initial Outstanding Balance, annual prepayments of 10% and 0% defaults.



Distribution by Sub-Servicer

Sub-Servicer	Number of Loans	Percentage of Loans	Outstanding Principal Balance	Percentage of Balance
Cedyna	13,815	58.24 %	22,134,594,378 JPY	59.38 %
Jaccs	9,905	41.76 %	15,143,912,212 JPY	40.62 %
Total	23,720	100.00 %	37,278,506,590 JPY	100.00 %

Distribution by Brand

Make	Number of Loans	Percentage of Loans	Outstanding Discounted Principal Balance	Percentage of Balance
VW	15,384	64.86 %	20,794,869,749 JPY	55.78 %
Audi	8,319	35.07 %	16,448,075,271 JPY	44.12 %
Bentley	9	0.04 %	30,462,359 JPY	0.08 %
Lamborghini	0	0.00 %	0 JPY	0.00 %
Other	8	0.03 %	5,099,211 JPY	0.01 %
Total	23,720	100.00 %	37,278,506,590 JPY	100.00 %

Distribution by New and Used
Distribution by New and Used

New or Used	Number of Loans	Percentage of Loans	Outstanding Discounted Principal Balance	Percentage of Balance
New	15,774	66.50 %	28,880,706,743 JPY	77.47 %
Used	7,062	29.77 %	8,057,271,895 JPY	21.61 %
Used (Prolonged)	884	3.73 %	340,527,952 JPY	0.91 %
Total	23,720	100.00 %	37,278,506,590 JPY	100.00 %

Distribution by Brand New and Used

New or Used	Number of Loans	Percentage of Loans	Outstanding Discounted Principal Balance	Percentage of Balance
VW New	10,900	45.95 %	17,200,738,022 JPY	46.14 %
VW Used	3,871	16.32 %	3,435,903,225 JPY	9.22 %
VW Used (Prolonged)	613	2.58 %	158,228,502 JPY	0.42 %
Audi New	4,869	20.53 %	11,664,783,498 JPY	31.29 %
Audi Used	3,179	13.40 %	4,600,992,323 JPY	12.34 %
Audi Used (Prolonged)	271	1.14 %	182,299,450 JPY	0.49 %
Other	17	0.07 %	35,561,570 JPY	0.10 %
Total	23,720	100.00 %	37,278,506,590 JPY	100.00 %

Distribution by Product Type

Loan Type List

Loan Type	Description
100	Volkswagen Owner's Plan
100	Audi Owner's Plan
100	Lamborghini Auto Loan
100	Bentley Auto Loan
101	Twin Loan
105	Refinanced Volkswagen Solutions
106	Refinanced Volkswagen Das Welt Auto with refinance option *
106	Refinanced Audi S-Loan/ S-Loan Plus
106	Refinanced Lamborghini Hyper Premium Plan
106	Refinanced Bentley My Flying B
140	Volkswagen Solutions
150	Volkswagen Das Welt Auto with refinance option **
150	Audi S-Loan
150	Lamborghini Hyper Premium Plan
150	Bentley My Flying B
151	Audi S-Loan Plus

(*) The name was changed from "Refinanced Volkswagen GUC with refinance option" effective from 1 February 2012.

No other changes were made to auto loan agreements.

(**) The name was changed from "Volkswagen GUC with refinance option" effective from 1 February 2012.

No other changes were made to auto loan agreements.

Product Type

Loan Type	Number of Loans	Percentage of Loans	Outstanding Discounted Principal Balance	Percentage of Balance
100	3,479	14.67 %	3,314,823,452 JPY	8.89 %
101	0	0.00 %	0 JPY	0.00 %
105	598	2.52 %	156,377,645 JPY	0.42 %
106	286	1.21 %	184,150,307 JPY	0.49 %
140-VFJ	1,580	6.66 %	2,506,290,787 JPY	6.72 %
140-Dealer	8,503	35.85 %	13,883,940,644 JPY	37.24 %
150	8,895	37.50 %	16,343,160,877 JPY	43.84 %
151	379	1.60 %	889,762,878 JPY	2.39 %
Total	23,720	100.00 %	37,278,506,590 JPY	100.00 %

Credit Type

Credit Type	Number of Loans	Percentage of Loans	Outstanding Discounted Principal Balance	Percentage of Balance
Balloon Type Loan	19,357	81.61 %	33,623,155,186 JPY	90.19 %
Equal Instalment Type Loan	4,363	18.39 %	3,655,351,404 JPY	9.81 %
Total	23,720	100.00 %	37,278,506,590 JPY	100.00 %

Distribution by RV

Loan Type	Number of Loans	Percentage of Balance	Outstanding Discounted Principal Balance
100/101/105/106	4,363	9.81 %	3,655,351,404 JPY
140-VFJ (excl. balloon)		3.37 %	1,257,303,261 JPY
140-VFJ (balloon)		3.35 %	1,248,987,526 JPY
140-VFJ	1,580	6.72 %	2,506,290,787 JPY
140-Dealer (excl. balloon)		18.59 %	6,929,758,636 JPY
140-Dealer (balloon)		18.65 %	6,954,182,008 JPY
140-Dealer	8,503	37.24 %	13,883,940,644 JPY
150 (excl. balloon)		16.76 %	6,247,687,119 JPY
150 (balloon)		27.08 %	10,095,473,758 JPY
150	8,895	43.84 %	16,343,160,877 JPY
151 (excl. balloon)		0.44 %	165,401,467 JPY
151 (balloon)		1.94 %	724,361,411 JPY
151	379	2.39 %	889,762,878 JPY
Total	23,720	100.00 %	37,278,506,590 JPY

Type of Payment Portion	Percentage of Balance	Outstanding Discounted Principal Balance
Monthly Installment Portion	48.97 %	18,255,501,887 JPY
Balloon Portion	51.03 %	19,023,004,703 JPY
Total	100.00 %	37,278,506,590 JPY

Distribution by Brand New and Used
Audi

New or Used	Number of Loans	Percentage of Loans	Outstanding Discounted Principal Balance	Percentage of Balance
New	4,869	58.53 %	11,664,783,498 JPY	70.92 %
Used	3,450	41.47 %	4,783,291,773 JPY	29.08 %
Total	8,319	100.00 %	16,448,075,271 JPY	100.00 %

Bentley

New or Used	Number of Loans	Percentage of Loans	Outstanding Discounted Principal Balance	Percentage of Balance
New	5	55.56 %	15,185,223 JPY	49.85 %
Used	4	44.44 %	15,277,136 JPY	50.15 %
Total	9	100.00 %	30,462,359 JPY	100.00 %

Lamborghini

New or Used	Number of Loans	Percentage of Loans	Outstanding Discounted Principal Balance	Percentage of Balance
New	0	0.00 %	0 JPY	0.00 %
Used	0	0.00 %	0 JPY	0.00 %
Total	0	0.00 %	0 JPY	0.00 %

VW

New or Used	Number of Loans	Percentage of Loans	Outstanding Discounted Principal Balance	Percentage of Balance
New	10,900	70.85 %	17,200,738,022 JPY	82.72 %
Used	4,484	29.15 %	3,594,131,727 JPY	17.28 %
Total	15,384	100.00 %	20,794,869,749 JPY	100.00 %

OTHER

New or Used	Number of Loans	Percentage of Loans	Outstanding Discounted Principal Balance	Percentage of Balance
New	0	0.00 %	0 JPY	0.00 %
Used	8	100.00 %	5,099,211 JPY	100.00 %
Total	8	100.00 %	5,099,211 JPY	100.00 %

Distribution by Customer Type

Customer Type

Customer Type	Number of Loans	Percentage of Loans	Outstanding Discounted Principal Balance	Percentage of Balance
Retail	21,477	90.54 %	32,332,122,100 JPY	86.73 %
Corporate	2,243	9.46 %	4,946,384,490 JPY	13.27 %
Total	23,720	100.00 %	37,278,506,590 JPY	100.00 %

Distribution by Outstanding Discounted Principal Balance

Outstanding Discounted Principal Balance	Number of Loans	Percentage of Loans	Outstanding Discounted Principal Balance	Percentage of Balance
<= 500,000 JPY	2,683	11.31 %	719,661,017 JPY	1.93 %
500,001 JPY - 1,000,000 JPY	4,228	17.82 %	3,223,644,566 JPY	8.65 %
1,000,001 JPY - 1,500,000 JPY	5,704	24.05 %	7,179,100,188 JPY	19.26 %
1,500,001 JPY - 2,000,000 JPY	4,923	20.75 %	8,555,534,743 JPY	22.95 %
2,000,001 JPY - 2,500,000 JPY	2,905	12.25 %	6,451,466,361 JPY	17.31 %
2,500,001 JPY - 3,000,000 JPY	1,344	5.67 %	3,661,627,426 JPY	9.82 %
3,000,001 JPY - 3,500,000 JPY	814	3.43 %	2,631,826,792 JPY	7.06 %
3,500,001 JPY - 4,000,000 JPY	507	2.14 %	1,891,141,280 JPY	5.07 %
4,000,001 JPY - 4,500,000 JPY	270	1.14 %	1,141,080,745 JPY	3.06 %
4,500,001 JPY - 5,000,000 JPY	146	0.62 %	690,078,985 JPY	1.85 %
5,000,001 JPY - 6,000,000 JPY	142	0.60 %	770,484,953 JPY	2.07 %
6,000,001 JPY - 7,000,000 JPY	42	0.18 %	271,351,203 JPY	0.73 %
7,000,001 JPY - 8,000,000 JPY	9	0.04 %	66,018,935 JPY	0.18 %
8,000,001 JPY - 9,000,000 JPY	3	0.01 %	25,489,396 JPY	0.07 %
9,000,001 JPY - 10,000,000 JPY	0	0.00 %	0 JPY	0.00 %
>= 10,000,001 JPY	0	0.00 %	0 JPY	0.00 %
Total	23,720	100.00 %	37,278,506,590 JPY	100.00 %

Statistics

Minimum Outstanding Discounted Principal Balance	7,677 JPY
Maximum Outstanding Discounted Principal Balance	8,714,870 JPY
Average Outstanding Discounted Principal Balance	1,571,607 JPY

Distribution by Original Principal Amount

Original Principal Balance	Number of Loans	Percentage of Loans	Outstanding Discounted Principal Balance	Percentage of Balance
<= 500,000 JPY	117	0.49 %	19,823,289 JPY	0.05 %
500,001 JPY - 1,000,000 JPY	1,332	5.62 %	478,025,868 JPY	1.28 %
1,000,001 JPY - 1,500,000 JPY	2,557	10.78 %	1,678,288,391 JPY	4.50 %
1,500,001 JPY - 2,000,000 JPY	3,871	16.32 %	3,811,029,333 JPY	10.22 %
2,000,001 JPY - 2,500,000 JPY	4,070	17.16 %	5,295,273,279 JPY	14.20 %
2,500,001 JPY - 3,000,000 JPY	3,960	16.69 %	6,315,975,779 JPY	16.94 %
3,000,001 JPY - 3,500,000 JPY	2,751	11.60 %	5,232,614,616 JPY	14.04 %
3,500,001 JPY - 4,000,000 JPY	1,773	7.47 %	3,916,763,394 JPY	10.51 %
4,000,001 JPY - 4,500,000 JPY	979	4.13 %	2,489,493,043 JPY	6.68 %
4,500,001 JPY - 5,000,000 JPY	738	3.11 %	2,098,399,735 JPY	5.63 %
5,000,001 JPY - 6,000,000 JPY	753	3.17 %	2,462,014,829 JPY	6.60 %
6,000,001 JPY - 7,000,000 JPY	410	1.73 %	1,565,037,993 JPY	4.20 %
7,000,001 JPY - 8,000,000 JPY	187	0.79 %	796,022,070 JPY	2.14 %
8,000,001 JPY - 9,000,000 JPY	106	0.45 %	509,189,466 JPY	1.37 %
9,000,001 JPY - 10,000,000 JPY	60	0.25 %	328,732,453 JPY	0.88 %
>= 10,000,001 JPY	56	0.24 %	281,823,052 JPY	0.76 %
Total	23,720	100.00 %	37,278,506,590 JPY	100.00 %

Statistics

Minimum Original Principal Balance	170,000 JPY
Maximum Original Principal Balance	25,000,000 JPY
Average Original Principal Balance	2,757,214 JPY

Distribution by Interest Rate paid by the Obligor

Interest Rate paid by the Obligor	Number of Loans	Percentage of Loans	Outstanding Discounted Principal Balance	Percentage of Balance
< 0.900 %	532	2.24 %	1,134,828,980 JPY	3.04 %
0.900 % < 1.500 %	4,482	18.90 %	8,472,372,326 JPY	22.73 %
1.500 % < 2.000 %	8,835	37.25 %	14,993,436,410 JPY	40.22 %
2.000 % < 2.500 %	227	0.96 %	324,211,933 JPY	0.87 %
2.500 % < 3.000 %	5,639	23.77 %	8,266,086,410 JPY	22.17 %
3.000 % < 3.500 %	940	3.96 %	576,911,188 JPY	1.55 %
3.500 % < 4.000 %	3,035	12.80 %	3,487,477,492 JPY	9.36 %
4.000 % < 4.500 %	30	0.13 %	23,181,851 JPY	0.06 %
4.500 % < 5.000 %	0	0.00 %	0 JPY	0.00 %
5.000 % or more	0	0.00 %	0 JPY	0.00 %
Total	23,720	100.00 %	37,278,506,590 JPY	100.00 %

Statistics	
Minimum Interest Rate	0.00 %
Maximum Interest Rate	4.49 %
Weighted Average Interest Rate	2.08 %

Distribution by Original Term

Length of Original Term (months)	Number of Loans	Percentage of Loans	Outstanding Discounted Principal Balance	Percentage of Balance
6 - 12	0	0.00 %	0 JPY	0.00 %
13 - 18	4	0.02 %	163,818 JPY	0.00 %
19 - 24	250	1.05 %	78,394,104 JPY	0.21 %
25 - 30	48	0.20 %	12,136,422 JPY	0.03 %
31 - 36	7,660	32.29 %	12,966,274,362 JPY	34.78 %
37 - 42	62	0.26 %	27,253,419 JPY	0.07 %
43 - 48	1,356	5.72 %	1,276,633,882 JPY	3.42 %
49 - 54	22	0.09 %	18,578,538 JPY	0.05 %
55 - 60	13,545	57.10 %	21,698,731,565 JPY	58.21 %
61 - 66	18	0.08 %	21,025,322 JPY	0.06 %
67 - 72	598	2.52 %	853,800,230 JPY	2.29 %
73 - 84	157	0.66 %	325,514,928 JPY	0.87 %
Total	23,720	100.00 %	37,278,506,590 JPY	100.00 %

Statistics	
Minimum Original Term in months	18
Maximum Original Term in months	84
Weighted Average Original Term in months	51.63

Distribution by Remaining Term

Length of Remaining Term (months)	Number of Loans	Percentage of Loans	Outstanding Discounted Principal Balance	Percentage of Balance
<= 12	7,803	32.90 %	10,487,214,691 JPY	28.13 %
13 - 18	2,598	10.95 %	3,832,154,067 JPY	10.28 %
19 - 24	2,107	8.88 %	3,015,956,995 JPY	8.09 %
25 - 30	4,350	18.34 %	6,743,437,353 JPY	18.09 %
31 - 36	4,303	18.14 %	7,949,556,732 JPY	21.32 %
37 - 42	1,878	7.92 %	3,744,786,845 JPY	10.05 %
43 - 48	554	2.34 %	1,209,596,694 JPY	3.24 %
49 - 54	87	0.37 %	190,445,404 JPY	0.51 %
55 - 60	31	0.13 %	76,984,046 JPY	0.21 %
61 - 66	5	0.02 %	15,998,270 JPY	0.04 %
67 - 72	4	0.02 %	12,375,493 JPY	0.03 %
73 - 84	0	0.00 %	0 JPY	0.00 %
Total	23,720	100.00 %	37,278,506,590 JPY	100.00 %

Statistics	
Minimum Remaining Term in months	1
Maximum Remaining Term in months	69
Weighted Average Remaining Term in months	23.01

Distribution by Seasoning

Seasoning (months)	Number of Loans	Percentage of Loans	Outstanding Discounted Principal Balance	Percentage of Balance
<= 12	0	0.00 %	0 JPY	0.00 %
13 - 18	1,113	4.69 %	2,296,394,206 JPY	6.16 %
19 - 24	3,858	16.26 %	7,211,830,334 JPY	19.35 %
25 - 30	8,584	36.19 %	14,866,259,848 JPY	39.88 %
31 - 36	6,764	28.52 %	9,837,335,382 JPY	26.39 %
37 - 42	1,223	5.16 %	1,456,342,819 JPY	3.91 %
43 - 48	931	3.92 %	790,109,590 JPY	2.12 %
49 - 54	607	2.56 %	473,527,818 JPY	1.27 %
55 - 60	595	2.51 %	327,253,992 JPY	0.88 %
61 - 66	27	0.11 %	14,630,064 JPY	0.04 %
67 - 72	13	0.05 %	3,121,678 JPY	0.01 %
73 - 84	5	0.02 %	1,700,859 JPY	0.00 %
Total	23,720	100.00 %	37,278,506,590 JPY	100.00 %

Statistics	
Minimum Seasoning in months	14
Maximum Seasoning in months	76
Weighted Average Seasoning in months	28.62

Distribution by Type of Car
Type of Car

Type of Car	Number of Loans	Percentage of Loans	Outstanding Discounted Principal Balance	Percentage of Balance
New	15,774	66.50 %	28,880,706,743 JPY	77.47 %
Used	7,946	33.50 %	8,397,799,847 JPY	22.53 %
Total	23,720	100.00 %	37,278,506,590 JPY	100.00 %

Type of Car: Only Balloon Loans

Type of Car	Number of Loans	Percentage of Loans	Outstanding Discounted Principal Balance	Percentage of Balance
New	14,776	76.33 %	27,811,078,599 JPY	82.71 %
Used	4,581	23.67 %	5,812,076,587 JPY	17.29 %
Total	19,357	100.00 %	33,623,155,186 JPY	100.00 %

Type of Car: Only Equal Instalment Loans

Type of Car	Number of Loans	Percentage of Loans	Outstanding Discounted Principal Balance	Percentage of Balance
New	998	22.87 %	1,069,628,144 JPY	29.26 %
Used	3,365	77.13 %	2,585,723,260 JPY	70.74 %
Total	4,363	100.00 %	3,655,351,404 JPY	100.00 %

Distribution by Brand and Model

Make	Model	Number of Loans	Percentage of Loans	Outstanding Discounted Principal Balance	Percentage of Balance
Audi	A1	772	3.25 %	870,479,403 JPY	2.34 %
	A3	2,113	8.91 %	3,072,094,617 JPY	8.24 %
	A4	1,742	7.34 %	3,712,397,453 JPY	9.96 %
	A5	399	1.68 %	853,090,806 JPY	2.29 %
	A6	515	2.17 %	1,194,645,371 JPY	3.20 %
	A7	198	0.83 %	598,593,504 JPY	1.61 %
	A8	54	0.23 %	174,242,973 JPY	0.47 %
	S1	75	0.32 %	131,548,715 JPY	0.35 %
	S3	261	1.10 %	606,038,173 JPY	1.63 %
	S4	72	0.30 %	203,456,990 JPY	0.55 %
	S5	40	0.17 %	110,077,030 JPY	0.30 %
	S6	30	0.13 %	109,533,072 JPY	0.29 %
	S7	18	0.08 %	59,007,252 JPY	0.16 %
	S8	9	0.04 %	34,161,214 JPY	0.09 %
	RS3	29	0.12 %	91,812,015 JPY	0.25 %
	RS4	12	0.05 %	34,764,435 JPY	0.09 %
	RS5	11	0.05 %	39,001,211 JPY	0.10 %
	RS6	10	0.04 %	40,428,893 JPY	0.11 %
	RS7	10	0.04 %	39,832,801 JPY	0.11 %
	Q2	58	0.24 %	148,870,600 JPY	0.40 %
	Q3	691	2.91 %	1,260,545,025 JPY	3.38 %
	Q5	407	1.72 %	960,528,454 JPY	2.58 %
	Q7	164	0.69 %	657,955,455 JPY	1.76 %
	RSQ3	18	0.08 %	63,052,560 JPY	0.17 %
	TT	603	2.54 %	1,348,355,303 JPY	3.62 %
	R8	8	0.03 %	33,561,946 JPY	0.09 %
AUDI OTHERS	0	0.00 %	0 JPY	0.00 %	
Subtotal		8,319	35.07 %	16,448,075,271 JPY	44.12 %
Bentley	ARNAGE	0	0.00 %	0 JPY	0.00 %
	AZURE	0	0.00 %	0 JPY	0.00 %
	BENTAYGA	1	0.00 %	6,397,028 JPY	0.02 %
	CONTINENTAL	7	0.03 %	23,628,050 JPY	0.06 %
	FLYING SPUR	0	0.00 %	0 JPY	0.00 %
	MULSANNE	1	0.00 %	437,281 JPY	0.00 %
	BENTLEY	0	0.00 %	0 JPY	0.00 %
	OTHERS	0	0.00 %	0 JPY	0.00 %
Subtotal		9	0.04 %	30,462,359 JPY	0.08 %
Lamborghini	AVENTADOR	0	0.00 %	0 JPY	0.00 %
	DIABLO	0	0.00 %	0 JPY	0.00 %
	GALLARDO	0	0.00 %	0 JPY	0.00 %
	HURACÁN	0	0.00 %	0 JPY	0.00 %
	MULCIELAGO	0	0.00 %	0 JPY	0.00 %
	LAMBORGHINI	0	0.00 %	0 JPY	0.00 %
	OTHERS	0	0.00 %	0 JPY	0.00 %
Subtotal		0	0.00 %	0 JPY	0.00 %
VW	ARTEON	1	0.00 %	3,692,514 JPY	0.01 %
	BEETLE	1,559	6.57 %	1,959,541,091 JPY	5.26 %
	BORA	0	0.00 %	0 JPY	0.00 %
	EOS	0	0.00 %	0 JPY	0.00 %
	GOLF	5,878	24.78 %	8,576,438,915 JPY	23.01 %
	JETTA	8	0.03 %	1,848,810 JPY	0.00 %
	LUPO	1	0.00 %	1,116,923 JPY	0.00 %
	PASSAT	1,371	5.78 %	2,270,301,415 JPY	6.09 %
	POLO	3,193	13.46 %	3,373,299,010 JPY	9.05 %
	SCIROCCO	29	0.12 %	24,316,259 JPY	0.07 %
	SHARAN	538	2.27 %	859,848,631 JPY	2.31 %
	TIGUAN	518	2.18 %	914,860,264 JPY	2.45 %
	TOUAREG	56	0.24 %	108,929,697 JPY	0.29 %
	TOURAN	1,271	5.36 %	2,050,451,634 JPY	5.50 %
	UP	961	4.05 %	650,224,586 JPY	1.74 %
	VENTO	0	0.00 %	0 JPY	0.00 %
	VW OTHERS	0	0.00 %	0 JPY	0.00 %
	Subtotal		15,384	64.85 %	20,794,869,749 JPY
Non VW Group Vehicles		8	0.03 %	5,099,211 JPY	0.01 %
Subtotal		8	0.03 %	5,099,211 JPY	0.01 %
Total		23,720	100.00 %	37,278,506,590 JPY	100.00 %

Geographic Distribution by Prefecture

Prefecture	Number of Loans	Percentage of Loans	Outstanding Discounted Principal Balance	Percentage of Balance
Tokyo	3,560	15.01 %	6,398,052,157 JPY	17.16 %
Kanagawa	2,299	9.69 %	3,746,873,875 JPY	10.05 %
Aichi	1,692	7.13 %	2,557,546,031 JPY	6.86 %
Saitama	1,538	6.48 %	2,348,783,091 JPY	6.30 %
Osaka	1,394	5.88 %	2,313,330,738 JPY	6.21 %
Chiba	1,082	4.56 %	1,625,841,603 JPY	4.36 %
Fukuoka	996	4.20 %	1,596,785,408 JPY	4.28 %
Hokkaido	919	3.87 %	1,538,779,879 JPY	4.13 %
Hyogo	867	3.66 %	1,353,169,563 JPY	3.63 %
Shizuoka	705	2.97 %	1,100,534,222 JPY	2.95 %
Ibaraki	741	3.12 %	1,086,071,991 JPY	2.91 %
Tochigi	543	2.29 %	831,149,521 JPY	2.23 %
Hiroshima	565	2.38 %	815,019,067 JPY	2.19 %
Miyagi	450	1.90 %	681,477,608 JPY	1.83 %
Kyoto	454	1.91 %	677,313,410 JPY	1.82 %
Gunma	489	2.06 %	666,005,744 JPY	1.79 %
Okayama	336	1.42 %	521,068,521 JPY	1.40 %
Nagano	359	1.51 %	508,027,229 JPY	1.36 %
Gifu	344	1.45 %	495,232,466 JPY	1.33 %
Mie	309	1.30 %	437,985,053 JPY	1.17 %
Fukushima	305	1.29 %	417,761,368 JPY	1.12 %
Yamaguchi	251	1.06 %	369,742,108 JPY	0.99 %
Niigata	281	1.18 %	362,689,093 JPY	0.97 %
Nara	207	0.87 %	312,482,009 JPY	0.84 %
Oita	216	0.91 %	309,872,638 JPY	0.83 %
Yamanashi	184	0.78 %	301,525,490 JPY	0.81 %
Ishikawa	191	0.81 %	286,951,953 JPY	0.77 %
Shiga	192	0.81 %	284,641,430 JPY	0.76 %
Toyama	192	0.81 %	282,466,653 JPY	0.76 %
Kumamoto	191	0.81 %	273,161,761 JPY	0.73 %
Kagoshima	170	0.72 %	264,550,117 JPY	0.71 %
Wakayama	156	0.66 %	261,641,482 JPY	0.70 %
Yamagata	183	0.77 %	250,394,948 JPY	0.67 %
Fukui	145	0.61 %	230,435,740 JPY	0.62 %
Iwate	124	0.52 %	183,348,337 JPY	0.49 %
Tokushima	113	0.48 %	176,174,869 JPY	0.47 %
Nagasaki	118	0.50 %	173,062,249 JPY	0.46 %
Miyazaki	109	0.46 %	168,596,486 JPY	0.45 %
Kagawa	126	0.53 %	163,659,968 JPY	0.44 %
Saga	107	0.45 %	158,547,192 JPY	0.43 %
Shimane	88	0.37 %	147,937,462 JPY	0.40 %
Ehime	106	0.45 %	139,298,826 JPY	0.37 %
Akita	78	0.33 %	119,387,338 JPY	0.32 %
Aomori	84	0.35 %	118,901,606 JPY	0.32 %
Tottori	76	0.32 %	100,074,705 JPY	0.27 %
Kouchi	49	0.21 %	71,517,410 JPY	0.19 %
Okinawa	36	0.15 %	50,636,175 JPY	0.14 %
Total	23,720	100.00 %	37,278,506,590 JPY	100.00 %

Distribution by Obligor Concentration

Distribution of Loan Contracts and Vehicles per Obligor

Contract Concentration	Number of Customers	Percentage of Customers	Number of Loans	Percentage of Loans	Outstanding Discounted Principal Balance	Percentage of Balance
1	22,860	96.76 %	22,860	96.37 %	35,693,688,176 JPY	95.75 %
2	705	2.98 %	786	3.31 %	1,408,575,650 JPY	3.78 %
3	56	0.24 %	65	0.27 %	155,829,023 JPY	0.42 %
4	4	0.02 %	8	0.03 %	16,046,138 JPY	0.04 %
5	1	0.00 %	1	0.00 %	4,367,603 JPY	0.01 %
6 - 10	0	0.00 %	0	0.00 %	0 JPY	0.00 %
11 or more	0	0.00 %	0	0.00 %	0 JPY	0.00 %
Total	23,626	100.00 %	23,720	100.00 %	37,278,506,590 JPY	100.00 %

Top 20 Obligor

Number	Number of Contracts	Outstanding Discounted Principal Balance	Percentage of Balance
1	2	12,339,563 JPY	0.03 %
2	2	10,140,390 JPY	0.03 %
3	1	8,714,870 JPY	0.02 %
4	1	8,648,368 JPY	0.02 %
5	2	8,516,326 JPY	0.02 %
6	1	8,126,158 JPY	0.02 %
7	2	7,854,777 JPY	0.02 %
8	1	7,675,935 JPY	0.02 %
9	1	7,666,668 JPY	0.02 %
10	1	7,559,791 JPY	0.02 %
11	1	7,454,987 JPY	0.02 %
12	2	7,452,462 JPY	0.02 %
13	1	7,265,503 JPY	0.02 %
14	1	7,161,033 JPY	0.02 %
15	1	7,115,768 JPY	0.02 %
16	1	7,100,223 JPY	0.02 %
17	1	7,019,027 JPY	0.02 %
18	2	7,004,072 JPY	0.02 %
19	2	7,000,180 JPY	0.02 %
20	1	6,967,994 JPY	0.02 %
Total 1 -20	27	158,784,095 JPY	0.43 %

Remarks:

Figures above are calculated based on each of the Sub-Servicers respectively and not across both of the Sub-Servicers.

Distribution by Contract Start Month

Origination Month	Number of Loans	Percentage of Loans	Outstanding Discounted Principal Balance	Percentage of Balance
09.2012	2	0.01 %	697,599 JPY	0.00 %
10.2012	0	0.00 %	0 JPY	0.00 %
11.2012	0	0.00 %	0 JPY	0.00 %
12.2012	3	0.01 %	1,003,260 JPY	0.00 %
01.2013	0	0.00 %	0 JPY	0.00 %
02.2013	4	0.02 %	1,161,013 JPY	0.00 %
03.2013	7	0.03 %	1,717,895 JPY	0.00 %
04.2013	1	0.00 %	66,572 JPY	0.00 %
05.2013	0	0.00 %	0 JPY	0.00 %
06.2013	1	0.00 %	176,198 JPY	0.00 %
07.2013	6	0.03 %	2,351,678 JPY	0.01 %
08.2013	3	0.01 %	4,708,130 JPY	0.01 %
09.2013	5	0.02 %	1,955,680 JPY	0.01 %
10.2013	3	0.01 %	673,377 JPY	0.00 %
11.2013	2	0.01 %	1,263,419 JPY	0.00 %
12.2013	8	0.03 %	3,677,780 JPY	0.01 %
01.2014	5	0.02 %	2,826,572 JPY	0.01 %
02.2014	133	0.56 %	60,673,057 JPY	0.16 %
03.2014	200	0.84 %	107,973,722 JPY	0.29 %
04.2014	55	0.23 %	32,624,384 JPY	0.09 %
05.2014	84	0.35 %	49,857,531 JPY	0.13 %
06.2014	118	0.50 %	73,298,726 JPY	0.20 %
07.2014	88	0.37 %	60,555,671 JPY	0.16 %
08.2014	66	0.28 %	48,995,583 JPY	0.13 %
09.2014	134	0.56 %	101,885,358 JPY	0.27 %
10.2014	89	0.38 %	63,536,453 JPY	0.17 %
11.2014	93	0.39 %	72,973,414 JPY	0.20 %
12.2014	137	0.58 %	125,581,339 JPY	0.34 %
01.2015	97	0.41 %	78,965,664 JPY	0.21 %
02.2015	192	0.81 %	161,774,454 JPY	0.43 %
03.2015	212	0.89 %	173,594,101 JPY	0.47 %
04.2015	89	0.38 %	70,440,265 JPY	0.19 %
05.2015	168	0.71 %	148,111,618 JPY	0.40 %
06.2015	173	0.73 %	157,223,488 JPY	0.42 %
07.2015	126	0.53 %	127,577,798 JPY	0.34 %
08.2015	172	0.73 %	181,751,938 JPY	0.49 %
09.2015	229	0.97 %	268,512,336 JPY	0.72 %
10.2015	162	0.68 %	193,827,426 JPY	0.52 %
11.2015	172	0.73 %	222,520,779 JPY	0.60 %
12.2015	362	1.53 %	462,152,542 JPY	1.24 %
01.2016	484	2.04 %	675,651,604 JPY	1.81 %
02.2016	1,109	4.68 %	1,523,426,270 JPY	4.09 %
03.2016	1,720	7.25 %	2,361,445,762 JPY	6.33 %
04.2016	866	3.65 %	1,298,039,375 JPY	3.48 %
05.2016	1,196	5.04 %	1,736,141,139 JPY	4.66 %
06.2016	1,389	5.86 %	2,242,631,232 JPY	6.02 %
07.2016	1,302	5.49 %	2,064,076,384 JPY	5.54 %
08.2016	1,542	6.50 %	2,494,510,164 JPY	6.69 %
09.2016	2,026	8.54 %	3,531,937,032 JPY	9.47 %
10.2016	1,284	5.41 %	2,260,182,215 JPY	6.06 %
11.2016	1,779	7.50 %	3,290,456,723 JPY	8.83 %
12.2016	651	2.74 %	1,225,097,330 JPY	3.29 %
01.2017	570	2.40 %	1,079,363,068 JPY	2.90 %
02.2017	733	3.09 %	1,337,288,275 JPY	3.59 %
03.2017	1,095	4.62 %	1,995,714,956 JPY	5.35 %
04.2017	432	1.82 %	805,625,590 JPY	2.16 %
05.2017	491	2.07 %	960,607,435 JPY	2.58 %
06.2017	537	2.26 %	1,033,231,010 JPY	2.77 %
07.2017	291	1.23 %	550,203,374 JPY	1.48 %
08.2017	283	1.19 %	583,485,589 JPY	1.57 %
09.2017	312	1.32 %	653,834,747 JPY	1.75 %
10.2017	158	0.67 %	337,819,872 JPY	0.91 %
11.2017	69	0.29 %	171,050,624 JPY	0.46 %
12.2017	0	0.00 %	0 JPY	0.00 %
01.2018	0	0.00 %	0 JPY	0.00 %
02.2018	0	0.00 %	0 JPY	0.00 %
03.2018	0	0.00 %	0 JPY	0.00 %
04.2018	0	0.00 %	0 JPY	0.00 %
05.2018	0	0.00 %	0 JPY	0.00 %
06.2018	0	0.00 %	0 JPY	0.00 %
07.2018	0	0.00 %	0 JPY	0.00 %
08.2018	0	0.00 %	0 JPY	0.00 %
09.2018	0	0.00 %	0 JPY	0.00 %
10.2018	0	0.00 %	0 JPY	0.00 %
11.2018	0	0.00 %	0 JPY	0.00 %
12.2018	0	0.00 %	0 JPY	0.00 %
01.2019	0	0.00 %	0 JPY	0.00 %
Total	23,720	100.00 %	37,278,506,590 JPY	100.00 %

Distribution by Contract End Month

Maturity Month	Number of Loans	Percentage of Loans	Outstanding Discounted Principal Balance	Percentage of Balance
02.2019	575	2.42 %	518,404,960 JPY	1.39 %
03.2019	933	3.93 %	952,759,257 JPY	2.56 %
04.2019	441	1.86 %	544,678,691 JPY	1.46 %
05.2019	588	2.48 %	699,129,593 JPY	1.88 %
06.2019	782	3.30 %	1,078,883,741 JPY	2.89 %
07.2019	604	2.55 %	818,409,530 JPY	2.20 %
08.2019	642	2.71 %	893,662,530 JPY	2.40 %
09.2019	948	4.00 %	1,450,483,116 JPY	3.89 %
10.2019	619	2.61 %	912,222,812 JPY	2.45 %
11.2019	826	3.48 %	1,387,707,452 JPY	3.72 %
12.2019	461	1.94 %	680,716,429 JPY	1.83 %
01.2020	384	1.62 %	550,156,580 JPY	1.48 %
02.2020	540	2.28 %	752,640,626 JPY	2.02 %
03.2020	728	3.07 %	1,084,738,851 JPY	2.91 %
04.2020	255	1.08 %	421,200,434 JPY	1.13 %
05.2020	376	1.59 %	572,363,102 JPY	1.54 %
06.2020	410	1.73 %	620,206,607 JPY	1.66 %
07.2020	289	1.22 %	381,004,447 JPY	1.02 %
08.2020	371	1.56 %	564,182,200 JPY	1.51 %
09.2020	412	1.74 %	609,121,039 JPY	1.63 %
10.2020	250	1.05 %	358,278,733 JPY	0.96 %
11.2020	278	1.17 %	398,127,622 JPY	1.07 %
12.2020	338	1.42 %	434,134,190 JPY	1.16 %
01.2021	458	1.93 %	652,113,211 JPY	1.75 %
02.2021	702	2.96 %	1,060,005,134 JPY	2.84 %
03.2021	999	4.21 %	1,482,120,755 JPY	3.98 %
04.2021	494	2.08 %	755,116,340 JPY	2.03 %
05.2021	681	2.87 %	1,018,518,237 JPY	2.73 %
06.2021	726	3.06 %	1,194,261,034 JPY	3.20 %
07.2021	748	3.15 %	1,233,415,853 JPY	3.31 %
08.2021	841	3.55 %	1,434,683,349 JPY	3.85 %
09.2021	1,156	4.87 %	2,065,516,995 JPY	5.54 %
10.2021	714	3.01 %	1,331,931,010 JPY	3.57 %
11.2021	956	4.03 %	1,856,461,587 JPY	4.98 %
12.2021	340	1.43 %	651,999,140 JPY	1.75 %
01.2022	296	1.25 %	608,964,651 JPY	1.63 %
02.2022	352	1.48 %	714,688,706 JPY	1.92 %
03.2022	555	2.34 %	1,079,394,782 JPY	2.90 %
04.2022	246	1.04 %	461,968,854 JPY	1.24 %
05.2022	277	1.17 %	551,589,538 JPY	1.48 %
06.2022	280	1.18 %	582,677,171 JPY	1.56 %
07.2022	168	0.71 %	354,467,794 JPY	0.95 %
08.2022	191	0.81 %	398,675,711 JPY	1.07 %
09.2022	177	0.75 %	400,257,199 JPY	1.07 %
10.2022	97	0.41 %	222,494,878 JPY	0.60 %
11.2022	53	0.22 %	118,391,010 JPY	0.32 %
12.2022	23	0.10 %	46,837,776 JPY	0.13 %
01.2023	13	0.05 %	22,940,120 JPY	0.06 %
02.2023	17	0.07 %	37,294,189 JPY	0.10 %
03.2023	21	0.09 %	42,037,584 JPY	0.11 %
04.2023	9	0.04 %	18,641,695 JPY	0.05 %
05.2023	19	0.08 %	48,864,106 JPY	0.13 %
06.2023	15	0.06 %	29,628,333 JPY	0.08 %
07.2023	6	0.03 %	13,979,497 JPY	0.04 %
08.2023	7	0.03 %	18,177,074 JPY	0.05 %
09.2023	11	0.05 %	26,329,492 JPY	0.07 %
10.2023	10	0.04 %	23,533,369 JPY	0.06 %
11.2023	1	0.00 %	1,983,398 JPY	0.01 %
12.2023	1	0.00 %	4,566,574 JPY	0.01 %
01.2024	1	0.00 %	2,394,139 JPY	0.01 %
02.2024	2	0.01 %	5,521,904 JPY	0.01 %
03.2024	1	0.00 %	3,927,130 JPY	0.01 %
04.2024	1	0.00 %	2,884,169 JPY	0.01 %
05.2024	0	0.00 %	0 JPY	0.00 %
06.2024	0	0.00 %	0 JPY	0.00 %
07.2024	1	0.00 %	3,665,067 JPY	0.01 %
08.2024	0	0.00 %	0 JPY	0.00 %
09.2024	1	0.00 %	2,490,949 JPY	0.01 %
10.2024	3	0.01 %	9,884,544 JPY	0.03 %
Total	23,720	100.00 %	37,278,506,590 JPY	100.00 %

Distribution by Monthly Payment

Monthly Payment	Number of Loans	Percentage of Loans	Outstanding Discounted Principal Balance	Percentage of Balance
<= 10,000 JPY	1,172	4.94 %	1,197,731,901 JPY	3.21 %
10,001 JPY - 20,000 JPY	4,573	19.28 %	5,037,816,608 JPY	13.51 %
20,001 JPY - 30,000 JPY	6,480	27.32 %	8,370,435,934 JPY	22.45 %
30,001 JPY - 40,000 JPY	4,821	20.32 %	7,571,511,360 JPY	20.31 %
40,001 JPY - 50,000 JPY	2,660	11.21 %	4,844,892,967 JPY	13.00 %
50,001 JPY - 60,000 JPY	1,529	6.45 %	3,169,460,440 JPY	8.50 %
60,001 JPY - 70,000 JPY	801	3.38 %	1,900,077,876 JPY	5.10 %
70,001 JPY - 80,000 JPY	457	1.93 %	1,193,939,402 JPY	3.20 %
80,001 JPY - 90,000 JPY	321	1.35 %	894,798,556 JPY	2.40 %
90,001 JPY - 100,000 JPY	259	1.09 %	785,305,051 JPY	2.11 %
100,001 JPY - 110,000 JPY	166	0.70 %	520,505,842 JPY	1.40 %
110,001 JPY - 120,000 JPY	118	0.50 %	432,646,402 JPY	1.16 %
120,001 JPY - 130,000 JPY	95	0.40 %	333,862,772 JPY	0.90 %
130,001 JPY - 140,000 JPY	59	0.25 %	232,836,519 JPY	0.62 %
140,001 JPY - 150,000 JPY	45	0.19 %	184,331,242 JPY	0.49 %
>= 150,001 JPY	164	0.69 %	608,353,718 JPY	1.63 %
Total	23,720	100.00 %	37,278,506,590 JPY	100.00 %

Distribution by Bonus Payment

Bonus Payment	Number of Loans	Percentage of Loans	Outstanding Discounted Principal Balance	Percentage of Balance
No Bonus Payment	14,074	59.33 %	21,826,624,885 JPY	58.55 %
1 JPY - 25,000 JPY	236	0.99 %	262,234,341 JPY	0.70 %
25,001 JPY - 50,000 JPY	2,431	10.25 %	3,164,515,577 JPY	8.49 %
50,001 JPY - 75,000 JPY	865	3.65 %	1,264,807,708 JPY	3.39 %
75,001 JPY - 100,000 JPY	3,343	14.09 %	5,253,877,076 JPY	14.09 %
100,001 JPY - 125,000 JPY	420	1.77 %	683,550,939 JPY	1.83 %
125,001 JPY - 150,000 JPY	1,294	5.46 %	2,442,488,543 JPY	6.55 %
150,001 JPY - 175,000 JPY	137	0.58 %	263,422,468 JPY	0.71 %
175,001 JPY - 200,000 JPY	556	2.34 %	1,213,223,336 JPY	3.25 %
200,001 JPY - 225,000 JPY	36	0.15 %	75,043,670 JPY	0.20 %
225,001 JPY - 250,000 JPY	150	0.63 %	346,781,284 JPY	0.93 %
250,001 JPY - 275,000 JPY	13	0.05 %	33,788,008 JPY	0.09 %
275,001 JPY - 300,000 JPY	104	0.44 %	273,004,610 JPY	0.73 %
300,001 JPY - 325,000 JPY	5	0.02 %	10,491,084 JPY	0.03 %
325,001 JPY - 350,000 JPY	19	0.08 %	54,347,267 JPY	0.15 %
350,001 JPY - 375,000 JPY	4	0.02 %	15,390,795 JPY	0.04 %
375,001 JPY - 400,000 JPY	14	0.06 %	54,898,986 JPY	0.15 %
400,001 JPY - 425,000 JPY	0	0.00 %	0 JPY	0.00 %
425,001 JPY - 450,000 JPY	2	0.01 %	5,490,935 JPY	0.01 %
450,001 JPY - 475,000 JPY	0	0.00 %	0 JPY	0.00 %
475,001 JPY - 500,000 JPY	15	0.06 %	27,877,587 JPY	0.07 %
500,001 JPY or more	2	0.01 %	6,647,491 JPY	0.02 %
Total	23,720	100.00 %	37,278,506,590 JPY	100.00 %

Distribution by Motor Type

Motor Type	Number of Loans	Percentage of Loans	Outstanding Discounted Principal Balance	Percentage of Balance
EA 189	0	0.00 %	0 JPY	0.00 %
Other	23,720	100.00 %	37,278,506,590 JPY	100.00 %
Total	23,720	100.00 %	37,278,506,590 JPY	100.00 %

Disclaimer

This presentation contains forward-looking statements and information on the business development of the Volkswagen Group. These statements may be spoken or written and can be recognized by terms such as "expects", "anticipates", "intends", "plans", "believes", "seeks", "estimates", "will", or words with similar meaning. These statements are based on assumptions relating to the development of the economies of individual countries, and in particular of the automotive industry, which we have made on the basis of the information available to us and which we consider to be realistic at the time of going to press. The estimates given involve a degree of risk, and the actual developments may differ from those forecast.

Consequently, any unexpected fall in demand or economic stagnation in our key sales markets, such as in Western Europe (and especially Germany) or in the USA, Brazil or China, will have a corresponding impact on the development of our business. The same applies in the event of a significant shift in current exchange rates relative to the US dollar, sterling, yen, Brazilian real, Chinese renminbi and Czech koruna.

If any of these or other risks occur, or if the assumptions underlying any of these statements prove incorrect, the actual results may significantly differ from those expressed or implied by such statements.

We do not update forward-looking statements retrospectively. Such statements are valid on the date of publication and can be superceded.

This information does not constitute an offer to exchange or sell or an offer to exchange or buy any securities.