

Deal Name: Driver Japan six

Originator: Volkswagen Financial Services Japan Ltd.
Gotenyama Trust Tower 17F
7-35 Kitashinagawa 4-chome, Shinagawa-ku
Tokyo 140-0001, Japan

Reporting Entity: Volkswagen Financial Services Japan Ltd.
Treasury Dept.
Gotenyama Trust Tower 17F
7-35 Kitashinagawa 4-chome, Shinagawa-ku
Tokyo 140-0001, Japan
Tel No.: +81(0)3-5792-7261
Fax No.: +81(0)3-3280-7365
E-mail: vwfsjp.abs@vwfs.com

**Trustor of the First Trust:
Servicer:** Volkswagen Financial Services Japan Ltd.

**Trustee of the First Trust:
Trustee of the Second Trust:** Deutsche Trust Company Limited Japan
Sanno Park Tower, 11-1,
Nagatacho 2-chome, Chiyoda-ku,
Tokyo, 100-6172, Japan
Trust Business Administration Department
Tel No.: +81(0)3-5156-5637
Fax No.: +81(0)3-5156-5658
E-mail: DB_Trust_Trust@list.db.com



Contents

Page	Tables of Contents
1	Front Page
2	Contents
3	Deal Overview
4	Deal Overview: Counterparties I
5	Deal Overview: Counterparties II
6	Information regarding the TBI and ABL to the Second Trust
7	Pool Information
8	Available Distribution
9	Waterfall
10	Credit Enhancement
11	Cumulative Gross Loss Ratio & Performance Trigger
12	Cumulative Gross Loss Ratio & Performance Trigger (Chart)
13	Default & Delinquencies
14	Run Out Schedule (Previous)
15	Run Out Schedule
16	Expected Amortization to the Second Trust
17	Sub-Servicer
18	Brand
19	New and Used
20	Product Type
21	RV
22	Brand New and Used
23	Customer Type
24	Outstanding Discounted Principal Balance
25	Original Principal Amount
26	Interest Rate paid by the Obligor
27	Original Term
28	Remaining Term
29	Seasoning
30	Type of Car
31	Brand and Model
32	Geographic Dist. by Prefecture
33	Obligor Concentration
34	Contract Start Month
35	Contract End Month
36	Monthly payment
37	Bonus payment
38	Mortor Type

Deal Overview

Cut Off Date:	2017/02/10		
Trust Commencement Date:	2017/02/23	Legal Maturity of the First Trust:	2025/06/27
Monthly Period:	2018/09/11	to	2018/10/10
Reporting Date:	2018/10/17		
Reporting Frequency:	monthly		
Period No.:	20		
Remittance Date:	2018/10/23		
Advance Payment Date:	2018/10/23		
Cash Adjustment Date:	2018/10/23		
Additional Entrustment Date:	2018/10/25		
Trust Calculation Date:	2018/10/25		
Trust Calculation Period:	2018/09/27	to	2018/10/25
First Trust Payment Date:	2018/10/26		
Second Trust Payment Date:	2018/10/29		
Interest Calculation Period:	2018/09/29	to	2018/10/29
Next Reporting Date:	2018/11/16		

Pool information at the Initial Cut off Date

	Number of Contracts	Outstanding Discounted Principal Balance	Outstanding Nominal Balance
Outstanding Pool	30,757	64,171,706,472 JPY	67,028,993,300 JPY

Credit Type	Percentage of Loans	Outstanding Discounted Principal Balance	Percentage of Balance
Balloon	76.13 %	55,443,642,000 JPY	86.40 %
Equal Instalment Loan	23.87 %	8,728,064,472 JPY	13.60 %
Total	100.00 %	64,171,706,472 JPY	100.00 %

Type of Car	Percentage of Loans	Outstanding Discounted Principal Balance	Percentage of Balance
New	66.66 %	49,506,381,305 JPY	77.15 %
Used	33.34 %	14,665,325,167 JPY	22.85 %
Total	100.00 %	64,171,706,472 JPY	100.00 %

Deal Overview: Counterparties I

Joint Lead Managers:

Shinsei Securities Co., Ltd.

Nihonbashi Muromachi Nomura Building, 4-3,
 Nihonbashi-muromachi 2-chome,
 Chuo-ku,
 Tokyo 103-0022, Japan

BNP Paribas Securities (Japan) Limited

GranTokyo North Tower, 9-1,
 Marunouchi 1-chome,
 Chiyoda-ku,
 Tokyo 100-6740, Japan

Trust Management Account Bank:

MUFG Bank, Ltd.

4-2 Toranomom 1-chome,
 Minato-ku
 Tokyo 105-0001, Japan

Rating								
Moody's			Fitch			R&I		
Long Term	Short Term	Outlook	Long Term	Short Term	Outlook	Long Term	Short Term	Outlook
n.a.	n.a.	n.a.	n.a.	n.a.	n.a.	n.a.	n.a.	n.a.
n.a.	n.a.	n.a.	n.a.	n.a.	n.a.	n.a.	n.a.	n.a.
A1	P-1	Stable	A	F1	Stable	AA-	a-1+	Stable

Originator:

Trustor of the First Trust:

Servicer:

Volkswagen Financial Services Japan Ltd.

Gotenyama Trust Tower 17F
 7-35 Kitashinagawa 4-chome, Shinagawa-ku
 Tokyo 140-0001, Japan

Trustee of the First Trust:

Trustee of the Second Trust:

Deutsche Trust Company Limited Japan

Attn.: Driver Japan Six
 Trust Business Administration Department

ABL Lender to the First Trust:

Trustor of the Second Trust:

Shinsei Securities Co., Ltd.

Seller of the Trust Beneficial

Interest of the Second Trust

Shinsei Securities Co., Ltd.
 BNP Paribas Securities (Japan) Limited

Deal Overview: Counterparties II

Rating Agencies:

Moody's SF Japan K.K.

Attn.: Driver Japan six
 Structure Finance Group Monitoring Division
 5-1 Atago 2-chome, Minato-ku
 Tokyo 105-6220, Japan
 E-mail: monitor.msfi@moodys.com

Fitch Ratings Japan Limited

Attn.: Driver Japan six
 Structured Finance
 Kojimachi Crystal City East Wing 3rd Floor,
 4-8 Kojimachi, Chiyoda-ku,
 Tokyo 102-0083, Japan
 E-mail: tokyo.surveillance@fitchratings.com

Rating and Investment Information, Inc.

Attn.: Monitoring Group Department:
 Structured Finance Department
 TERRACE SQUARE, 3-22,
 Kanda Nishikicho, Chiyoda-ku,
 Tokyo 101-0054, Japan
 E-mail: sfmonitor@r-i.co.jp

Rating of VW

Volkswagen Financial Services AG

Volkswagen AG

Rating								
Moody's			Fitch			R&I		
Short Term	Long Term	Outlook	Short Term	Long Term	Outlook	Short Term	Long Term	Outlook
P-2	A3	Stable	n.a.	n.a.	n.a.	n.a.	n.a.	n.a.
P-2	A3	Stable	F2	BBB+	Stable	n.a.	n.a.	n.a.

Information regarding Trust Beneficial Interest of the Second Trust & Asset Backed Loan to the Second Trust
Rating Details
Rating at Issue Date

	<u>TBI</u>	<u>ABL</u>
Moody's	Aaa(sf)	Aaa(sf)
Fitch	AAAsf	AAAsf
R&I	AAA	AAA

Current Rating

	<u>TBI</u>	<u>ABL</u>
Moody's	Aaa(sf)	Aaa(sf)
Fitch	AAAsf	AAAsf
R&I	AAA	AAA

Information on TBI & ABL

	<u>TBI</u>	<u>ABL</u>
Initial Balance	39,200,000,000 JPY	20,800,000,000 JPY
Expected Maturity Date	2021/06/28	2021/06/28
Legal Maturity of the Second Trust	2025/06/30	2025/06/30
Payment Dates	28th	28th
Business Day Convention	Modified Following	Modified Following
Listing	None	—

Information on Interest

	<u>TBI</u>	<u>ABL</u>
Fixed/ Floating	Fixed	Fixed
Current Coupon	0.19%	0.19%
Day Count Convention	30/360	30/360

Selling Restriction

The holders of the Beneficial Interest and the ABL Lenders* are prohibited from dividing, assigning, pledging or creating any other security interest over any of the Beneficial Interest and the Asset Backed Loans without the prior written approval of the Trustee of the Second Trust.

(*)The holders of the Beneficial Interest and the ABL Lenders are limited to specified investors (*tokutei toushika*) as defined under Paragraph 31 of Article 2 of the Financial Instruments and Exchange Act (Law no.25 of 1948 as amended).

Clean-Up Call

VWFS Japan as the Trustor of the First Trust has a right at its option to exercise a clean-up call to repurchase of all, but not part, of the outstanding Auto Loan Receivables from the Trustee of the First Trust on any Trust Calculation Date, the Discounted Principal Balance of all outstanding Auto Loan Receivables is expected to be less than ten percent (10%) of the Discounted Principal Balance of the Initial Auto Loan Receivables as of the Initial Cut-off Date after the distribution pursuant to Article 18.1 of the First Trust Agreement on the immediately following First Trust Payment Date.

Pool Information
Pool Balance on Initial Cut-Off Date

Status	Number of Contracts	Outstanding Discounted Principal Balance
Normal	30,757	64,171,706,472 JPY
Cancellation	0	0 JPY
Early Termination	0	0 JPY
Defaulted Receivables	0	0 JPY
Matured	0	0 JPY
Refinance Option	0	0 JPY
Repurchase	0	0 JPY
Total	30,757	64,171,706,472 JPY

Pool Balance before entrustment of Additional Auto Loan Receivables

Status	Number of Contracts on previous EoP	Outstanding Discounted Principal Balance on previous EoP	Number of Contracts "as Collections" during the relevant Monthly Period*	Outstanding Discounted Principal Balance "as Collections" during the relevant Monthly Period*	Number of Contracts EoP before entrustment of Additional Auto Loan Receivables	Outstanding Discounted Principal Balance EoP before entrustment of Additional Auto Loan Receivables
Normal	28,490	48,453,806,702 JPY	27,464	906,179,650 JPY	27,464	46,399,055,728 JPY
Cancellation	0	0 JPY	0	0 JPY	0	0 JPY
Early Termination	0	0 JPY	339	579,388,074 JPY	0	0 JPY
Defaulted Receivables	0	0 JPY	11	18,150,730 JPY	0	0 JPY
Matured	0	0 JPY	546	382,098,137 JPY	0	0 JPY
Refinance Option	0	0 JPY	130	168,934,383 JPY	0	0 JPY
Repurchase	0	0 JPY	0	0 JPY	0	0 JPY
Total	28,490	48,453,806,702 JPY	28,490	2,054,750,974 JPY	27,464	46,399,055,728 JPY

Pool Balance after entrustment of Additional Auto Loan Receivables

Status	Number of Contracts EoP before entrustment of Additional Auto Loan Receivables	Outstanding Discounted Principal Balance EoP before entrustment of Additional Auto Loan Receivables	Number of Contracts of Additional Auto Loan Receivables	Outstanding Discounted Principal Balance of Additional Auto Loan Receivables	Number of Contracts EoP after entrustment of Additional Auto Loan Receivables	Outstanding Discounted Principal Balance EoP after entrustment of Additional Auto Loan Receivables
Normal	27,464	46,399,055,728 JPY	0	0 JPY	27,464	46,399,055,728 JPY
Cancellation	0	0 JPY	0	0 JPY	0	0 JPY
Early Termination	0	0 JPY	0	0 JPY	0	0 JPY
Defaulted Receivables	0	0 JPY	0	0 JPY	0	0 JPY
Matured	0	0 JPY	0	0 JPY	0	0 JPY
Refinance Option	0	0 JPY	0	0 JPY	0	0 JPY
Repurchase	0	0 JPY	0	0 JPY	0	0 JPY
Total	27,464	46,399,055,728 JPY	0	0 JPY	27,464	46,399,055,728 JPY

Limits on Eligibility Criteria

Status Limits on Eligibility Criteria (v) (including Additional Entrustment)	Current Exposure in %	Limits in % of the aggregate Discounted Principal Balance of the Auto Loan Receivables outstanding	Status
(i) on Used Purchased Vehicle	22.38 %	35 %	-*
(ii) on Non-VW Vehicles	0.01 %	5 %	-*
(iii) on Balloon Payment	48.36 %	50 %	-*

(*) not applicable since the Revolving Period ended

Outstanding Balances

Monthly Period: from 2018/09/11 to 2018/10/10
Reporting Date: 2018/10/17
Trust Calculation Date: 2018/10/25

Outstanding Balances

	Number of Contracts	Aggregate Amount of the Discounted Principal Balance	Aggregate Amount of the Nominal Balance
Balance on the previous EoP	28,490	48,453,806,702 JPY	50,060,654,000 JPY
Balance after counting on the Collections during the relevant Monthly Period	27,464	46,399,055,728 JPY	47,903,260,800 JPY
Balance of Additional Auto Loan Receivables	0	0 JPY	0 JPY
Aggregate Amount of Auto Loan Receivables	27,464	46,399,055,728 JPY	47,903,260,800 JPY

Collections

	Number of Contracts	Aggregate Amount of the Discounted Principal Balance	Aggregate Amount of the Nominal Balance
Collections: Amortization of current contracts	27,464	906,179,650 JPY	990,527,900 JPY
Collections: Cancellation	0	0 JPY	0 JPY
Collections: Early Termination	339	579,388,074 JPY	580,093,452 JPY
Collections: Defaulted Receivables	11	18,150,730 JPY	18,222,214 JPY
Collections: Matured	546	382,098,137 JPY	382,683,200 JPY
Collections: Refinance Option	130	168,934,383 JPY	169,210,000 JPY
Collections: Repurchase	0	0 JPY	0 JPY
Sum	28,490	2,054,750,974 JPY	2,140,736,766 JPY

Available Distribution Amount

	Number of Contracts	Aggregate Amount of the Nominal Balance
(a) the Collections for the Monthly Period with respect to such Trust Calculation Date	28,490	2,140,736,766 JPY
(b) drawings from the Cash Collateral Ledger in accordance with Article 18.3 of the First Trust Agreement	0	0 JPY
(c) net investment earnings from Eligible Investments	0	0 JPY
(d) net proceeds from the sale or disposal of the Trust Assets of the First Trust	0	0 JPY
(e) any amount which is carried over from the immediately preceding Trust Calculation Date	0	0 JPY
Sum	28,490	2,140,736,766 JPY

Waterfall

There is no distinction between principal and interest, and all collections go through a single priority of payments			
		Payment	Remaining Amount
Available Distribution Amount	plus	2,140,736,766 JPY	2,140,736,766 JPY
(a) an amount necessary for the payment of all taxes and public charges to be paid to the relevant public authority by the immediately following First Trust Payment Date.	less	0 JPY	2,140,736,766 JPY
(b) an amount necessary for the payment of all Fees for the Trustee of the First Trust to be paid to the Trustee of the First Trust by the immediately following First Trust Payment Date.	less	436,083 JPY	2,140,300,683 JPY
(c) an amount necessary for the payment of the Servicing Fee to be paid to the Servicer by the immediately following First Trust Payment Date.	less	43,608,425 JPY	2,096,692,258 JPY
(d) an amount necessary for the payment of the Trust Expenses of the First Trust as provided in Article 23.1 (including the Rating Fees, Costs of the Second Trust and those fees not otherwise covered by (b) or (c) above) to be paid to the relevant party by the immediately following First Trust Payment Date (including any amounts advanced by the Trustee of the First Trust pursuant to Article 23.3)	less	451,527 JPY	2,096,240,731 JPY
(e) an amount necessary for the payment of overdue and unpaid interest on the Asset Backed Loans to the First Trust (if any) to be paid to the Trustee of the Second Trust by the immediately following First Trust Payment Date.	less	0 JPY	2,096,240,731 JPY
(f) an amount necessary for the payment to the Trustee of the Second Trust of interest on the Asset Backed Loan to the First Trust accruing during the relevant Interest Calculation Period	less	6,789,589 JPY	2,089,451,142 JPY
(g) an amount necessary to top up the balance thereof until it is equal to the Cash Collateral Ledger Target Balance	less	0 JPY	2,089,451,142 JPY
(h) (i) prior to the expiration of the Revolving Period: an amount necessary for the redemption of any Additional Senior Beneficial Interest;	less	1,818,454,612 JPY	270,996,530 JPY
(ii) following the expiration of the Revolving Period and prior to the occurrence of an Early Amortization Event, an amount necessary for the payment to the Trustee of the Second Trust of the Asset Backed Loan Principal Payment Amount for the relevant First Trust Payment Date.			
(iii) following the occurrence of the Early Amortization Event, an amount necessary for the payment to the Trustee of the Second Trust of the remaining principal balance of the Asset Backed Loan to the First Trust.			
(i) an amount necessary for the payment to the Trustee of the First Trust of any Indemnified Amounts which are not compensated by the Trustor of the First Trust	less	0 JPY	270,996,530 JPY
(j) an amount necessary for the payment to the Subordinated Beneficiary of the Subordinated Beneficial Principal Payment Amount for the relevant First Trust Payment Date.	less	236,296,362 JPY	34,700,168 JPY
(k) (i) prior to the expiration of the Revolving Period, then (x) if a transfer is made under (j) above, such remaining amount will be transferred to the Expenses Distribution Ledger for payment to the Subordinated Beneficiary as a payment of earnings on the Subordinated Beneficial Interest, and such payment shall be made on the First Trust Payment Date immediately following such Trust Calculation Date or (y) if no transfer is made under (j) above, such remaining amount will be carried forward to the next Trust Calculation Date.	less	34,700,168 JPY	0 JPY
(ii) following the expiration of the Revolving Period and prior to the occurrence of an Early Amortization Event, then such remaining amount will be transferred to the Expenses Distribution Ledger for payment to the Subordinated Beneficiary as a payment of earnings on the Subordinated Beneficial Interest, and such payment shall be made on the First Trust Payment Date immediately following such Trust Calculation Date.			
(iii) following the occurrence of an Early Amortization Event, the remaining amount in the Trust Collection Ledger will be carried forward to the next Trust Calculation Date.			

Credit Enhancement
Subordinated Principal Balance as of the relevant First Trust Payment Date

	Percentage of Aggregate Discounted Principal Balance	Value
(i) the aggregate amount of the Discounted Principal Balance of all Auto Loan Receivables outstanding		46,399,055,728 JPY
(ii) Asset Backed Loan Principal Balance on the relevant First Trust Payment Date		41,063,164,319 JPY
Overcollateralization (= (i) - (ii))	11.50 %	5,335,891,409 JPY
Trust Collection Ledger which is carried over from the immediately preceding Trust Calculation Date	0.00 %	0 JPY
The amount in the Cash Collateral Ledger	0.74 %	345,000,000 JPY
Subordinated Principal Balance	12.24 %	5,680,891,409 JPY

Trust Management Account (TMA)

	in JPY	+/-	in JPY (previous)
Initial Balance on Cash Entrustment Date	345,000,000 JPY		
Outstanding Balance on First Trust Payment Date	345,000,000 JPY	0 JPY	345,000,000 JPY
(a) Expenses Distribution Ledger	0 JPY	0 JPY	0 JPY
(b) Trust Collection Ledger	0 JPY	0 JPY	0 JPY
(c) Cash Collateral Ledger	345,000,000 JPY	0 JPY	345,000,000 JPY
Cash Collateral Ledger Target Balance	345,000,000 JPY		

Calculation of Credit Enhancement

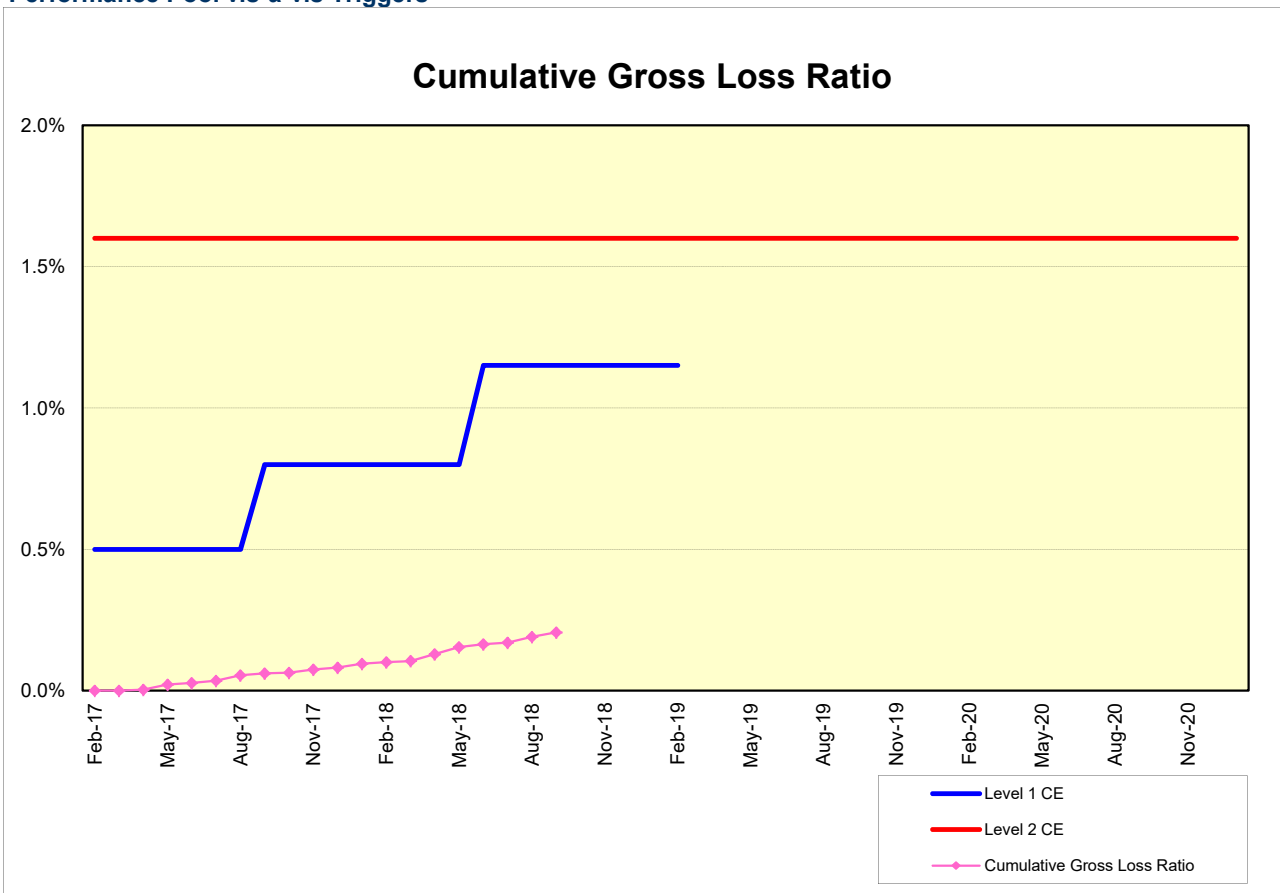
Driver Japan six's Credit Enhancement consists of the items listed above in the Subordinated Principal Balance as of the relevant date of determination (immediately following the First Trust Payment Date). The result provides an absolute value, which will be applied to the (amortized) Aggregate Discounted Principal Balance as of the end of the relevant date.

The transaction has a Revolving Period of 12 months until February 2018.

Asset Backed Loan Overcollateralization Percentage is (i) prior to the expiration of the Revolving Period, 8.5%, and (ii) following the expiration of the Revolving Period, 11.5%; provided, in each case no Credit Enhancement Increase Condition shall be in effect. After a Level 1 Credit Enhancement Increase Condition in effect, 17% and after a Level 2 Credit Enhancement Increase Condition is in effect, 100%.

Cumulative Gross Loss & Cumulative Repurchased Receivables

Performance Pool vis-a-vis Triggers



Cumulative Repurchased Receivables

	Number of Contracts	Repurchase Price
Beginning of Period	0	0 JPY
Repurchased Receivables	0	0 JPY
End of Period	0	0 JPY

Defaulted and Delinquent Contracts

Information of Delinquencies and Defaults

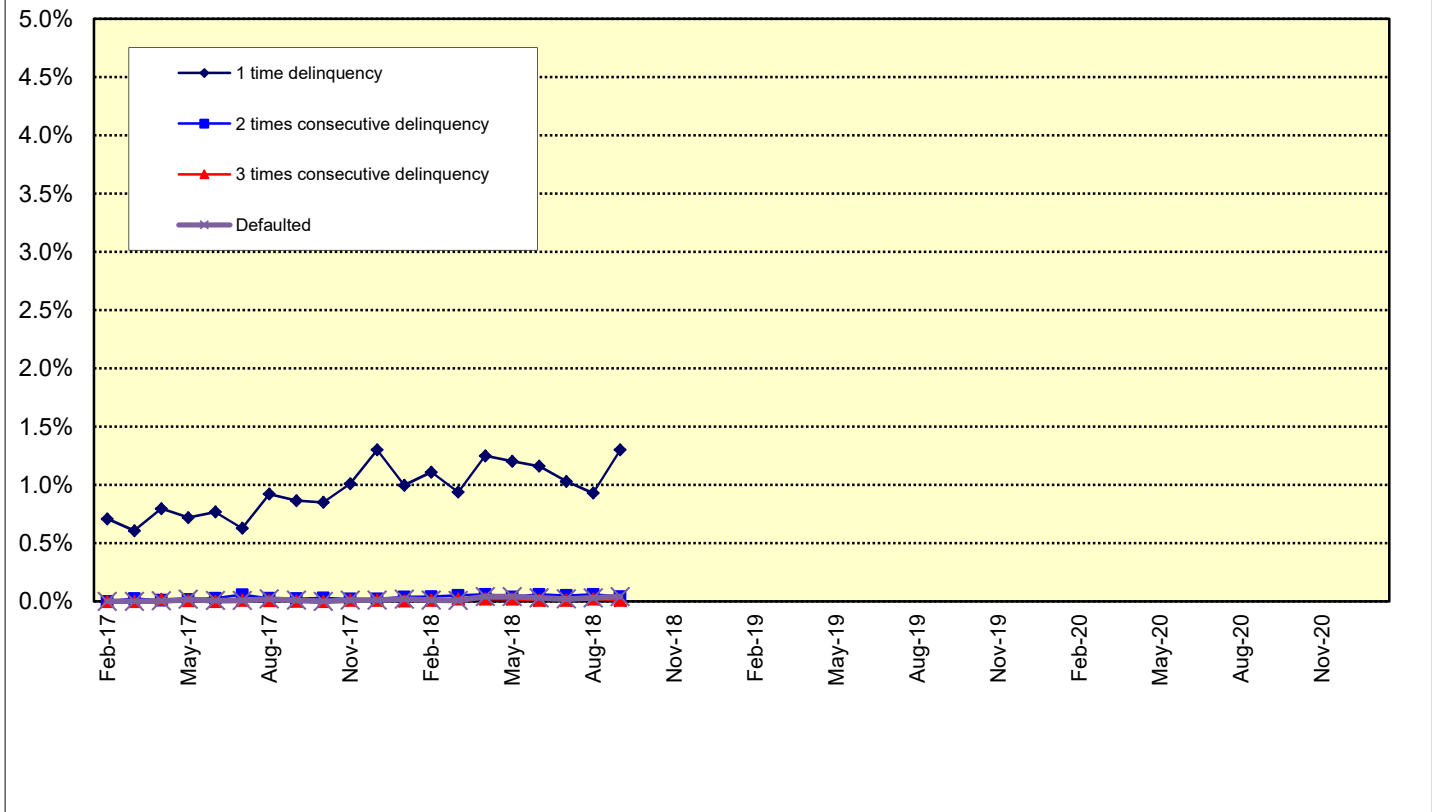
Current Reporting Period	Number of Contracts	Percentage of Contracts (*)	Outstanding Discounted Principal Balance	Percentage of Principal Balance (*)	Outstanding Nominal Balance	Percentage of Nominal Balance (*)
Delinquent	349	1.22 %	622,822,587 JPY	1.29 %	646,875,100 JPY	1.29 %
Default	11	0.04 %	18,150,730 JPY	0.04 %	18,222,214 JPY	0.04 %

(*) Based on the previous EoP

Delinquency Profile (Information Purpose Only)

Days in Arrears	Number of Contracts	Percentage of Contracts	Outstanding Discounted Principal Balance	Percentage of Principal Balance	Outstanding Nominal Balance	Percentage of Nominal Balance
1	333	1.21 %	601,239,120 JPY	1.30 %	624,382,100 JPY	1.30 %
2	11	0.04 %	17,332,440 JPY	0.04 %	18,137,000 JPY	0.04 %
3	5	0.02 %	4,251,027 JPY	0.01 %	4,356,000 JPY	0.01 %
Total	349	1.27 %	622,822,587 JPY	1.34 %	646,875,100 JPY	1.35 %

Delinquent / Defaulted (Gross Loss) Ratio



Run Out Schedule

ROS on the previous EoP on 2018/09/10

Next Payment Month	Number of Contracts	ABS Outstanding Principal	ABS Outstanding Interest	Outstanding Installment	ABS Remaining Principal	ABS Remaining Interest	ABS Remaining Installment
08.2018	28,490	48,453,806,702 JPY	1,606,847,298 JPY	50,060,654,000 JPY	0 JPY	0 JPY	0 JPY
09.2018	28,490	46,983,206,993 JPY	1,520,560,207 JPY	48,503,767,200 JPY	1,470,599,709 JPY	86,287,091 JPY	1,556,886,800 JPY
10.2018	27,811	45,802,868,668 JPY	1,436,848,532 JPY	47,239,717,200 JPY	1,180,338,325 JPY	83,711,675 JPY	1,264,050,000 JPY
11.2018	27,425	44,561,798,367 JPY	1,355,279,633 JPY	45,917,078,000 JPY	1,241,070,301 JPY	81,568,899 JPY	1,322,639,200 JPY
12.2018	26,936	42,100,749,576 JPY	1,275,924,624 JPY	43,376,674,200 JPY	2,461,048,791 JPY	79,355,009 JPY	2,540,403,800 JPY
01.2019	26,165	40,540,015,993 JPY	1,200,997,207 JPY	41,741,013,200 JPY	1,560,733,583 JPY	74,927,417 JPY	1,635,661,000 JPY
02.2019	25,682	39,056,359,468 JPY	1,128,871,432 JPY	40,185,230,900 JPY	1,483,656,525 JPY	72,125,775 JPY	1,555,782,300 JPY
03.2019	24,995	37,126,266,723 JPY	1,059,350,277 JPY	38,185,617,000 JPY	1,930,092,745 JPY	69,521,155 JPY	1,999,613,900 JPY
04.2019	23,886	35,752,533,647 JPY	993,148,253 JPY	36,745,681,900 JPY	1,373,733,076 JPY	66,202,024 JPY	1,439,935,100 JPY
05.2019	23,381	34,254,753,672 JPY	929,285,928 JPY	35,184,039,600 JPY	1,497,779,975 JPY	63,862,325 JPY	1,561,642,300 JPY
06.2019	22,719	32,095,817,435 JPY	867,947,065 JPY	32,963,764,500 JPY	2,158,936,237 JPY	61,338,863 JPY	2,220,275,100 JPY
07.2019	21,844	30,196,905,235 JPY	810,219,165 JPY	31,007,124,400 JPY	1,898,912,200 JPY	57,727,900 JPY	1,956,640,100 JPY
08.2019	21,190	28,658,545,766 JPY	755,719,634 JPY	29,414,265,400 JPY	1,538,359,469 JPY	54,499,531 JPY	1,592,859,000 JPY
09.2019	20,501	26,753,672,467 JPY	703,718,833 JPY	27,457,391,300 JPY	1,904,873,299 JPY	52,000,801 JPY	1,956,874,100 JPY
10.2019	19,464	25,357,073,135 JPY	654,650,265 JPY	26,011,723,400 JPY	1,396,599,332 JPY	49,068,568 JPY	1,445,667,900 JPY
11.2019	18,774	23,619,766,757 JPY	607,855,543 JPY	24,227,622,300 JPY	1,737,306,378 JPY	46,794,722 JPY	1,784,101,100 JPY
12.2019	17,864	21,984,217,484 JPY	563,698,316 JPY	22,547,915,800 JPY	1,635,549,273 JPY	44,157,227 JPY	1,679,706,500 JPY
01.2020	17,358	20,890,408,529 JPY	522,435,371 JPY	21,412,843,900 JPY	1,093,808,955 JPY	41,262,945 JPY	1,135,071,900 JPY
02.2020	16,950	19,856,126,411 JPY	483,120,689 JPY	20,339,247,100 JPY	1,034,282,118 JPY	39,314,682 JPY	1,073,595,800 JPY
03.2020	16,378	18,616,348,976 JPY	445,605,224 JPY	19,061,954,200 JPY	1,239,777,435 JPY	37,515,465 JPY	1,277,292,900 JPY
04.2020	15,601	17,851,176,485 JPY	410,130,115 JPY	18,261,306,600 JPY	765,172,491 JPY	35,475,109 JPY	800,647,600 JPY
05.2020	15,323	17,040,811,561 JPY	376,046,439 JPY	17,416,858,000 JPY	810,364,924 JPY	34,083,676 JPY	844,448,600 JPY
06.2020	14,929	15,978,407,896 JPY	343,412,804 JPY	16,321,820,700 JPY	1,062,403,665 JPY	32,633,635 JPY	1,095,037,300 JPY
07.2020	14,497	15,024,111,500 JPY	312,734,000 JPY	15,336,845,500 JPY	954,296,396 JPY	30,678,804 JPY	984,975,200 JPY
08.2020	14,193	14,231,653,364 JPY	283,889,636 JPY	14,515,543,000 JPY	792,458,136 JPY	28,844,364 JPY	821,302,500 JPY
09.2020	13,801	13,504,744,501 JPY	256,512,599 JPY	13,761,257,100 JPY	726,908,863 JPY	27,377,037 JPY	754,285,900 JPY
10.2020	13,351	12,932,766,776 JPY	230,508,624 JPY	13,163,275,400 JPY	571,977,725 JPY	26,003,975 JPY	597,981,700 JPY
11.2020	13,082	12,362,154,164 JPY	205,642,136 JPY	12,567,796,300 JPY	570,612,612 JPY	24,866,488 JPY	595,479,100 JPY
12.2020	12,774	11,371,354,699 JPY	181,912,401 JPY	11,553,267,100 JPY	990,799,465 JPY	23,729,735 JPY	1,014,529,200 JPY
01.2021	12,374	10,589,776,960 JPY	160,163,340 JPY	10,749,940,300 JPY	781,577,739 JPY	21,749,061 JPY	803,326,800 JPY
02.2021	11,864	9,760,405,744 JPY	139,902,656 JPY	9,900,308,400 JPY	829,371,216 JPY	20,260,684 JPY	849,631,900 JPY
03.2021	11,101	8,794,669,430 JPY	121,208,470 JPY	8,915,877,900 JPY	965,736,314 JPY	18,694,186 JPY	984,430,500 JPY
04.2021	10,015	8,215,306,011 JPY	104,304,589 JPY	8,319,610,600 JPY	579,363,419 JPY	16,903,881 JPY	596,267,300 JPY
05.2021	9,483	7,566,652,658 JPY	88,556,942 JPY	7,655,209,600 JPY	648,653,353 JPY	15,747,647 JPY	664,401,000 JPY
06.2021	8,763	6,764,199,786 JPY	74,076,814 JPY	6,838,276,600 JPY	802,452,872 JPY	14,480,128 JPY	816,933,000 JPY
07.2021	7,995	5,875,409,852 JPY	61,213,848 JPY	5,936,623,700 JPY	888,789,934 JPY	12,862,966 JPY	901,652,900 JPY
08.2021	7,209	5,089,192,413 JPY	50,062,287 JPY	5,139,254,700 JPY	786,217,439 JPY	11,151,561 JPY	797,369,000 JPY
09.2021	6,307	4,092,806,628 JPY	40,349,672 JPY	4,133,156,300 JPY	996,385,785 JPY	9,712,615 JPY	1,006,098,400 JPY
10.2021	5,102	3,440,887,094 JPY	32,508,606 JPY	3,473,395,700 JPY	651,919,534 JPY	7,841,066 JPY	659,760,600 JPY
11.2021	4,343	2,631,097,683 JPY	25,876,617 JPY	2,656,974,300 JPY	809,789,411 JPY	6,631,989 JPY	816,421,400 JPY
12.2021	3,340	2,187,076,831 JPY	20,709,169 JPY	2,207,786,000 JPY	444,020,852 JPY	5,167,448 JPY	449,188,300 JPY
01.2022	2,987	1,865,521,071 JPY	16,400,629 JPY	1,881,921,700 JPY	321,555,760 JPY	4,308,540 JPY	325,864,300 JPY
02.2022	2,676	1,539,368,787 JPY	12,723,413 JPY	1,552,092,200 JPY	326,152,284 JPY	3,677,216 JPY	329,829,500 JPY
03.2022	2,304	1,107,565,043 JPY	9,676,657 JPY	1,117,241,700 JPY	431,803,744 JPY	3,046,756 JPY	434,850,500 JPY
04.2022	1,723	913,895,170 JPY	7,410,530 JPY	921,305,700 JPY	193,669,873 JPY	2,266,127 JPY	195,936,000 JPY
05.2022	1,470	713,394,555 JPY	5,518,445 JPY	718,913,000 JPY	200,500,615 JPY	1,892,085 JPY	202,392,700 JPY
06.2022	1,181	504,281,964 JPY	3,998,936 JPY	508,280,900 JPY	209,112,591 JPY	1,519,509 JPY	210,632,100 JPY
07.2022	886	364,356,834 JPY	2,882,266 JPY	367,239,100 JPY	139,925,130 JPY	1,116,670 JPY	141,041,800 JPY
08.2022	709	264,499,654 JPY	2,055,346 JPY	266,555,000 JPY	99,857,180 JPY	826,920 JPY	100,684,100 JPY
09.2022	514	150,726,749 JPY	1,434,051 JPY	152,160,800 JPY	113,772,905 JPY	621,295 JPY	114,394,200 JPY
10.2022	328	85,155,076 JPY	1,051,324 JPY	86,206,400 JPY	65,571,673 JPY	382,727 JPY	65,954,400 JPY
11.2022	231	52,833,586 JPY	821,914 JPY	53,655,500 JPY	32,321,490 JPY	229,410 JPY	32,550,900 JPY
12.2022	174	40,770,967 JPY	664,633 JPY	41,435,600 JPY	12,062,619 JPY	157,281 JPY	12,219,900 JPY
01.2023	148	32,927,880 JPY	542,520 JPY	33,470,400 JPY	7,843,087 JPY	122,113 JPY	7,965,200 JPY
02.2023	134	27,628,703 JPY	443,197 JPY	28,071,900 JPY	5,299,177 JPY	99,323 JPY	5,398,500 JPY
03.2023	115	23,092,972 JPY	359,328 JPY	23,452,300 JPY	4,535,731 JPY	83,869 JPY	4,619,600 JPY
04.2023	93	19,322,658 JPY	288,742 JPY	19,611,400 JPY	3,770,314 JPY	70,586 JPY	3,840,900 JPY
05.2023	83	15,904,777 JPY	229,423 JPY	16,134,200 JPY	3,417,881 JPY	59,319 JPY	3,477,200 JPY
06.2023	64	12,573,969 JPY	180,331 JPY	12,754,300 JPY	3,330,808 JPY	49,092 JPY	3,379,900 JPY
07.2023	49	9,377,445 JPY	140,955 JPY	9,518,400 JPY	3,196,524 JPY	39,376 JPY	3,235,900 JPY
08.2023	43	7,133,596 JPY	111,404 JPY	7,245,000 JPY	2,243,849 JPY	29,551 JPY	2,273,400 JPY
09.2023	36	5,654,553 JPY	88,847 JPY	5,743,400 JPY	1,479,043 JPY	22,557 JPY	1,501,600 JPY
10.2023	23	4,697,022 JPY	70,878 JPY	4,767,900 JPY	957,531 JPY	17,969 JPY	975,500 JPY
11.2023	13	4,166,883 JPY	55,917 JPY	4,222,800 JPY	530,139 JPY	14,961 JPY	545,100 JPY
12.2023	12	2,868,255 JPY	42,645 JPY	2,910,900 JPY	1,298,628 JPY	13,272 JPY	1,311,900 JPY
01.2024	10	2,314,191 JPY	33,509 JPY	2,347,700 JPY	554,064 JPY	9,136 JPY	563,200 JPY
02.2024	9	1,952,261 JPY	26,139 JPY	1,978,400 JPY	361,930 JPY	7,370 JPY	369,300 JPY
03.2024	7	1,670,980 JPY	19,920 JPY	1,690,900 JPY	281,281 JPY	6,219 JPY	287,500 JPY
04.2024	6	1,442,602 JPY	14,598 JPY	1,457,200 JPY	228,378 JPY	5,322 JPY	233,700 JPY
05.2024	5	1,264,097 JPY	10,003 JPY	1,274,100 JPY	178,505 JPY	4,595 JPY	183,100 JPY
06.2024	5	1,085,024 JPY	5,976 JPY	1,091,000 JPY	179,073 JPY	4,027 JPY	183,100 JPY
07.2024	5	415,380 JPY	2,520 JPY	417,900 JPY	669,644 JPY	3,456 JPY	673,100 JPY
08.2024	4	263,803 JPY	1,197 JPY	265,000 JPY	151,577 JPY	1,323 JPY	152,900 JPY
09.2024	4	111,744 JPY	356 JPY	112,100 JPY	152,059 JPY	841 JPY	152,900 JPY
10.2024	3	0 JPY	0 JPY	0 JPY	111,744 JPY	356 JPY	112,100 JPY

Run Out Schedule

ROS on the relevant EoP on 2018/10/10

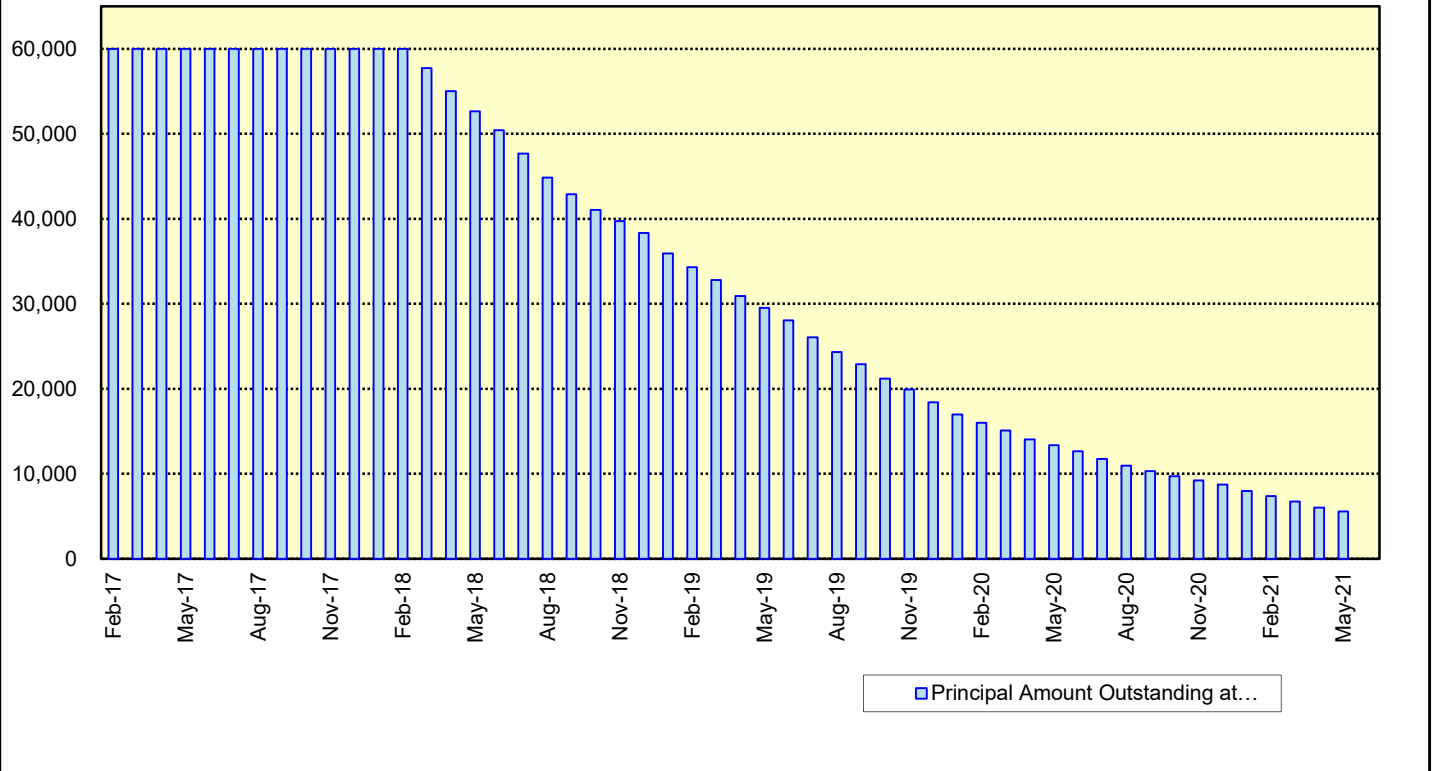
Next Payment Month	Number of Contracts	ABS Outstanding Principal	ABS Outstanding Interest	Outstanding Installment	ABS Remaining Principal	ABS Remaining Interest	ABS Remaining Installment
09.2018	27,464	46,399,055,728 JPY	1,504,205,072 JPY	47,903,260,800 JPY	0 JPY	0 JPY	0 JPY
10.2018	27,464	45,248,211,019 JPY	1,421,545,781 JPY	46,669,756,800 JPY	1,150,844,709 JPY	82,659,291 JPY	1,233,504,000 JPY
11.2018	27,093	44,034,895,738 JPY	1,340,981,262 JPY	45,375,877,000 JPY	1,213,315,281 JPY	80,564,519 JPY	1,293,879,800 JPY
12.2018	26,618	41,613,195,591 JPY	1,262,584,709 JPY	42,875,780,300 JPY	2,421,700,147 JPY	78,396,553 JPY	2,500,096,700 JPY
01.2019	25,860	40,078,855,329 JPY	1,188,543,471 JPY	41,267,398,800 JPY	1,534,340,262 JPY	74,041,238 JPY	1,608,381,500 JPY
02.2019	25,386	38,619,512,012 JPY	1,117,254,988 JPY	39,736,767,000 JPY	1,459,343,317 JPY	71,288,483 JPY	1,530,631,800 JPY
03.2019	24,717	36,715,651,514 JPY	1,048,526,586 JPY	37,764,178,100 JPY	1,903,860,498 JPY	68,728,402 JPY	1,972,588,900 JPY
04.2019	23,625	35,359,175,299 JPY	983,073,001 JPY	36,342,248,300 JPY	1,356,476,215 JPY	65,453,585 JPY	1,421,929,800 JPY
05.2019	23,130	33,891,124,129 JPY	919,929,771 JPY	34,811,053,900 JPY	1,468,051,170 JPY	63,143,230 JPY	1,531,194,400 JPY
06.2019	22,477	31,760,603,415 JPY	859,265,285 JPY	32,619,868,700 JPY	2,130,520,714 JPY	60,664,486 JPY	2,191,185,200 JPY
07.2019	21,610	29,887,274,219 JPY	802,164,881 JPY	30,689,439,100 JPY	1,873,329,196 JPY	57,100,404 JPY	1,930,429,600 JPY
08.2019	20,968	28,369,172,331 JPY	748,255,669 JPY	29,117,428,000 JPY	1,518,101,888 JPY	53,909,212 JPY	1,572,011,100 JPY
09.2019	20,290	26,481,434,894 JPY	696,811,906 JPY	27,178,246,800 JPY	1,887,737,437 JPY	51,443,763 JPY	1,939,181,200 JPY
10.2019	19,264	25,096,194,395 JPY	648,271,405 JPY	25,744,465,800 JPY	1,385,240,499 JPY	48,540,501 JPY	1,433,781,000 JPY
11.2019	18,580	23,387,032,371 JPY	601,985,029 JPY	23,989,017,400 JPY	1,709,162,024 JPY	46,286,376 JPY	1,755,448,400 JPY
12.2019	17,687	21,766,149,862 JPY	558,293,838 JPY	22,324,443,700 JPY	1,620,882,509 JPY	43,691,191 JPY	1,664,573,700 JPY
01.2020	17,186	20,682,493,871 JPY	517,467,929 JPY	21,199,961,800 JPY	1,083,655,991 JPY	40,825,909 JPY	1,124,481,900 JPY
02.2020	16,781	19,657,894,009 JPY	478,570,491 JPY	20,136,464,500 JPY	1,024,599,862 JPY	38,897,438 JPY	1,063,497,300 JPY
03.2020	16,215	18,436,049,461 JPY	441,454,939 JPY	18,771,504,400 JPY	1,221,844,548 JPY	37,115,552 JPY	1,258,960,100 JPY
04.2020	15,447	17,676,993,062 JPY	406,348,438 JPY	18,083,341,500 JPY	759,056,399 JPY	35,106,501 JPY	794,162,900 JPY
05.2020	15,171	16,873,983,488 JPY	372,620,712 JPY	17,246,604,200 JPY	803,009,574 JPY	33,727,726 JPY	836,737,300 JPY
06.2020	14,780	15,819,776,527 JPY	340,326,773 JPY	16,160,103,300 JPY	1,054,206,961 JPY	32,293,939 JPY	1,086,500,900 JPY
07.2020	14,348	14,875,972,999 JPY	309,970,101 JPY	15,185,943,100 JPY	943,803,528 JPY	30,356,672 JPY	974,160,200 JPY
08.2020	14,048	14,094,950,752 JPY	281,427,048 JPY	14,376,377,800 JPY	781,022,247 JPY	28,543,053 JPY	809,565,300 JPY
09.2020	13,664	13,378,999,833 JPY	254,329,067 JPY	13,633,328,900 JPY	715,950,919 JPY	27,097,981 JPY	743,048,900 JPY
10.2020	13,225	12,816,235,425 JPY	228,581,675 JPY	13,044,817,100 JPY	562,764,408 JPY	25,747,392 JPY	588,511,800 JPY
11.2020	12,964	12,251,076,165 JPY	203,950,835 JPY	12,455,027,000 JPY	565,159,260 JPY	24,630,840 JPY	589,790,100 JPY
12.2020	12,659	11,271,144,441 JPY	180,444,959 JPY	11,451,589,400 JPY	979,931,724 JPY	23,505,876 JPY	1,003,437,600 JPY
01.2021	12,264	10,500,674,116 JPY	158,896,584 JPY	10,659,570,700 JPY	770,470,325 JPY	21,548,375 JPY	792,018,700 JPY
02.2021	11,762	9,681,710,750 JPY	138,813,350 JPY	9,820,524,100 JPY	818,963,366 JPY	20,083,234 JPY	839,046,600 JPY
03.2021	11,007	8,724,799,398 JPY	120,276,702 JPY	8,845,076,100 JPY	956,911,352 JPY	18,536,648 JPY	975,448,000 JPY
04.2021	9,926	8,150,425,988 JPY	103,512,912 JPY	8,253,938,900 JPY	574,373,410 JPY	16,763,790 JPY	591,137,200 JPY
05.2021	9,402	7,506,482,982 JPY	87,894,518 JPY	7,594,377,500 JPY	643,943,006 JPY	15,618,394 JPY	659,561,400 JPY
06.2021	8,686	6,710,099,361 JPY	73,534,739 JPY	6,783,634,100 JPY	796,383,621 JPY	14,359,779 JPY	810,743,400 JPY
07.2021	7,923	5,832,277,177 JPY	60,779,723 JPY	5,893,056,900 JPY	877,822,184 JPY	12,755,016 JPY	890,577,200 JPY
08.2021	7,148	5,053,142,416 JPY	49,712,584 JPY	5,102,855,000 JPY	779,134,761 JPY	11,067,139 JPY	790,201,900 JPY
09.2021	6,259	4,062,150,489 JPY	40,072,111 JPY	4,102,222,600 JPY	990,991,927 JPY	9,640,473 JPY	1,000,632,400 JPY
10.2021	5,060	3,417,677,309 JPY	32,291,891 JPY	3,449,969,200 JPY	644,473,180 JPY	7,780,220 JPY	652,253,400 JPY
11.2021	4,312	2,613,159,009 JPY	25,707,991 JPY	2,638,867,000 JPY	804,518,300 JPY	6,583,900 JPY	811,102,200 JPY
12.2021	3,317	2,170,529,426 JPY	20,579,174 JPY	2,191,108,600 JPY	442,629,583 JPY	5,128,817 JPY	447,758,400 JPY
01.2022	2,965	1,853,211,142 JPY	16,306,258 JPY	1,869,517,400 JPY	317,318,284 JPY	4,272,916 JPY	321,591,200 JPY
02.2022	2,658	1,529,922,434 JPY	12,654,766 JPY	1,542,577,200 JPY	323,288,708 JPY	3,651,492 JPY	326,940,200 JPY
03.2022	2,290	1,102,731,855 JPY	9,628,045 JPY	1,112,359,900 JPY	427,190,579 JPY	3,026,721 JPY	430,217,300 JPY
04.2022	1,715	909,404,144 JPY	7,372,956 JPY	916,777,100 JPY	193,327,711 JPY	2,255,089 JPY	195,582,800 JPY
05.2022	1,462	709,680,150 JPY	5,491,150 JPY	715,171,300 JPY	199,723,994 JPY	1,881,806 JPY	201,605,800 JPY
06.2022	1,174	501,005,375 JPY	3,980,725 JPY	504,986,100 JPY	208,674,775 JPY	1,510,425 JPY	210,185,200 JPY
07.2022	879	361,769,237 JPY	2,872,063 JPY	364,641,300 JPY	139,236,138 JPY	1,108,662 JPY	140,344,800 JPY
08.2022	704	262,975,940 JPY	2,051,460 JPY	265,027,400 JPY	98,793,297 JPY	820,603 JPY	99,613,900 JPY
09.2022	511	150,688,490 JPY	1,433,910 JPY	152,122,400 JPY	112,287,450 JPY	617,550 JPY	112,900,000 JPY
10.2022	327	85,135,923 JPY	1,051,277 JPY	86,187,200 JPY	65,552,567 JPY	382,633 JPY	65,935,200 JPY
11.2022	230	52,833,586 JPY	821,914 JPY	53,655,500 JPY	32,302,337 JPY	229,363 JPY	32,531,700 JPY
12.2022	174	40,770,967 JPY	664,633 JPY	41,435,600 JPY	12,062,619 JPY	157,281 JPY	12,219,900 JPY
01.2023	148	32,927,880 JPY	542,520 JPY	33,470,400 JPY	7,843,087 JPY	122,113 JPY	7,965,200 JPY
02.2023	134	27,628,703 JPY	443,197 JPY	28,071,900 JPY	5,299,177 JPY	99,323 JPY	5,398,500 JPY
03.2023	115	23,092,972 JPY	359,328 JPY	23,452,300 JPY	4,535,731 JPY	83,869 JPY	4,619,600 JPY
04.2023	93	19,322,658 JPY	288,742 JPY	19,611,400 JPY	3,770,314 JPY	70,586 JPY	3,840,900 JPY
05.2023	83	15,904,777 JPY	229,423 JPY	16,134,200 JPY	3,417,881 JPY	59,319 JPY	3,477,200 JPY
06.2023	64	12,573,969 JPY	180,331 JPY	12,754,300 JPY	3,330,808 JPY	49,092 JPY	3,379,900 JPY
07.2023	49	9,377,445 JPY	140,955 JPY	9,518,400 JPY	3,196,524 JPY	39,376 JPY	3,235,900 JPY
08.2023	43	7,133,596 JPY	111,404 JPY	7,245,000 JPY	2,243,849 JPY	29,551 JPY	2,273,400 JPY
09.2023	36	5,654,553 JPY	88,847 JPY	5,743,400 JPY	1,479,043 JPY	22,557 JPY	1,501,600 JPY
10.2023	23	4,697,022 JPY	70,878 JPY	4,767,900 JPY	957,531 JPY	17,969 JPY	975,500 JPY
11.2023	13	4,166,883 JPY	55,917 JPY	4,222,800 JPY	530,139 JPY	14,961 JPY	545,100 JPY
12.2023	12	2,868,255 JPY	42,645 JPY	2,910,900 JPY	1,298,628 JPY	13,272 JPY	1,311,900 JPY
01.2024	10	2,314,191 JPY	33,509 JPY	2,347,700 JPY	554,064 JPY	9,136 JPY	563,200 JPY
02.2024	9	1,952,261 JPY	26,139 JPY	1,978,400 JPY	361,930 JPY	7,370 JPY	369,300 JPY
03.2024	7	1,670,980 JPY	19,920 JPY	1,690,900 JPY	281,281 JPY	6,219 JPY	287,500 JPY
04.2024	6	1,442,602 JPY	14,598 JPY	1,457,200 JPY	228,378 JPY	5,322 JPY	233,700 JPY
05.2024	5	1,264,097 JPY	10,003 JPY	1,274,100 JPY	178,505 JPY	4,595 JPY	183,100 JPY
06.2024	5	1,085,024 JPY	5,976 JPY	1,091,000 JPY	179,073 JPY	4,027 JPY	183,100 JPY
07.2024	5	415,380 JPY	2,520 JPY	417,900 JPY	669,644 JPY	3,456 JPY	673,100 JPY
08.2024	4	263,803 JPY	1,197 JPY	265,000 JPY	151,577 JPY	1,323 JPY	152,900 JPY
09.2024	4	111,744 JPY	356 JPY	112,100 JPY	152,059 JPY	841 JPY	152,900 JPY
10.2024	3	0 JPY	0 JPY	0 JPY	111,744 JPY	356 JPY	112,100 JPY

Expected Amortisation

Expected Amortization to the Second Trust

JPY mil.

Assuming a Clean-Up Call at 10% of the Initial Outstanding Balance, annual prepayments of 10% and 0% defaults.



Distribution by Sub-Servicer

Sub-Servicer	Number of Loans	Percentage of Loans	Outstanding Principal Balance	Percentage of Balance
Cedyna	16,140	58.77 %	27,745,696,116 JPY	59.80 %
Jaccs	11,324	41.23 %	18,653,359,612 JPY	40.20 %
Total	27,464	100.00 %	46,399,055,728 JPY	100.00 %

Distribution by Brand

Make	Number of Loans	Percentage of Loans	Outstanding Discounted Principal Balance	Percentage of Balance
VW	17,618	64.15 %	25,299,971,214 JPY	54.53 %
Audi	9,822	35.76 %	21,034,941,057 JPY	45.33 %
Bentley	13	0.05 %	52,701,119 JPY	0.11 %
Lamborghini	2	0.01 %	5,390,269 JPY	0.01 %
Other	9	0.03 %	6,052,069 JPY	0.01 %
Total	27,464	100.00 %	46,399,055,728 JPY	100.00 %

Distribution by New and Used
Distribution by New and Used

New or Used	Number of Loans	Percentage of Loans	Outstanding Discounted Principal Balance	Percentage of Balance
New	18,358	66.84 %	36,016,482,043 JPY	77.62 %
Used	7,742	28.19 %	9,820,019,251 JPY	21.16 %
Used (Prolonged)	1,364	4.97 %	562,554,434 JPY	1.21 %
Total	27,464	100.00 %	46,399,055,728 JPY	100.00 %

Distribution by Brand New and Used

New or Used	Number of Loans	Percentage of Loans	Outstanding Discounted Principal Balance	Percentage of Balance
VW New	12,430	45.26 %	20,895,277,630 JPY	45.03 %
VW Used	4,214	15.34 %	4,134,712,362 JPY	8.91 %
VW Used (Prolonged)	974	3.55 %	269,981,222 JPY	0.58 %
Audi New	5,918	21.55 %	15,086,490,037 JPY	32.51 %
Audi Used	3,514	12.79 %	5,655,877,808 JPY	12.19 %
Audi Used (Prolonged)	390	1.42 %	292,573,212 JPY	0.63 %
Other	24	0.09 %	64,143,457 JPY	0.14 %
Total	27,464	100.00 %	46,399,055,728 JPY	100.00 %

Distribution by Product Type

Loan Type List

Loan Type	Description
100	Volkswagen Owner's Plan
100	Audi Owner's Plan
100	Lamborghini Auto Loan
100	Bentley Auto Loan
101	Twin Loan
105	Refinanced Volkswagen Solutions
106	Refinanced Volkswagen Das Welt Auto with refinance option *
106	Refinanced Audi S-Loan/ S-Loan Plus
106	Refinanced Lamborghini Hyper Premium Plan
106	Refinanced Bentley My Flying B
140	Volkswagen Solutions
150	Volkswagen Das Welt Auto with refinance option **
150	Audi S-Loan
150	Lamborghini Hyper Premium Plan
150	Bentley My Flying B
151	Audi S-Loan Plus

(*) The name was changed from "Refinanced Volkswagen GUC with refinance option" effective from 1 February 2012.

No other changes were made to auto loan agreements.

(**) The name was changed from "Volkswagen GUC with refinance option" effective from 1 February 2012.

No other changes were made to auto loan agreements.

Product Type

Loan Type	Number of Loans	Percentage of Loans	Outstanding Discounted Principal Balance	Percentage of Balance
100	3,966	14.44 %	4,235,196,413 JPY	9.13 %
101	0	0.00 %	0 JPY	0.00 %
105	947	3.45 %	265,976,053 JPY	0.57 %
106	417	1.52 %	296,578,381 JPY	0.64 %
140-VFJ	1,798	6.55 %	3,019,837,735 JPY	6.51 %
140-Dealer	9,678	35.24 %	16,833,275,209 JPY	36.28 %
150	10,170	37.03 %	20,517,181,662 JPY	44.22 %
151	488	1.78 %	1,231,010,275 JPY	2.65 %
Total	27,464	100.00 %	46,399,055,728 JPY	100.00 %

Credit Type

Credit Type	Number of Loans	Percentage of Loans	Outstanding Discounted Principal Balance	Percentage of Balance
Balloon Type Loan	22,134	80.59 %	41,601,304,881 JPY	89.66 %
Equal Instalment Type Loan	5,330	19.41 %	4,797,750,847 JPY	10.34 %
Total	27,464	100.00 %	46,399,055,728 JPY	100.00 %

Distribution by RV

Loan Type	Number of Loans	Percentage of Balance	Outstanding Discounted Principal Balance
100/101/105/106	5,330	10.34 %	4,797,750,847 JPY
140-VFJ (excl. balloon)		3.40 %	1,575,698,595 JPY
140-VFJ (balloon)		3.11 %	1,444,139,140 JPY
140-VFJ	1,798	6.51 %	3,019,837,735 JPY
140-Dealer (excl. balloon)		18.87 %	8,756,214,547 JPY
140-Dealer (balloon)		17.41 %	8,077,060,662 JPY
140-Dealer	9,678	36.28 %	16,833,275,209 JPY
150 (excl. balloon)		18.41 %	8,539,753,761 JPY
150 (balloon)		25.81 %	11,977,427,901 JPY
150	10,170	44.22 %	20,517,181,662 JPY
151 (excl. balloon)		0.63 %	290,329,541 JPY
151 (balloon)		2.03 %	940,680,734 JPY
151	488	2.65 %	1,231,010,275 JPY
Total	27,464	100.00 %	46,399,055,728 JPY

Type of Payment Portion	Percentage of Balance	Outstanding Discounted Principal Balance
Monthly Installment Portion	51.64 %	23,959,747,291 JPY
Balloon Portion	48.36 %	22,439,308,437 JPY
Total	100.00 %	46,399,055,728 JPY

Distribution by Brand New and Used
Audi

New or Used	Number of Loans	Percentage of Loans	Outstanding Discounted Principal Balance	Percentage of Balance
New	5,918	60.25 %	15,086,490,037 JPY	71.72 %
Used	3,904	39.75 %	5,948,451,020 JPY	28.28 %
Total	9,822	100.00 %	21,034,941,057 JPY	100.00 %

Bentley

New or Used	Number of Loans	Percentage of Loans	Outstanding Discounted Principal Balance	Percentage of Balance
New	8	61.54 %	29,324,107 JPY	55.64 %
Used	5	38.46 %	23,377,012 JPY	44.36 %
Total	13	100.00 %	52,701,119 JPY	100.00 %

Lamborghini

New or Used	Number of Loans	Percentage of Loans	Outstanding Discounted Principal Balance	Percentage of Balance
New	2	100.00 %	5,390,269 JPY	100.00 %
Used	0	0.00 %	0 JPY	0.00 %
Total	2	100.00 %	5,390,269 JPY	100.00 %

VW

New or Used	Number of Loans	Percentage of Loans	Outstanding Discounted Principal Balance	Percentage of Balance
New	12,430	70.55 %	20,895,277,630 JPY	82.59 %
Used	5,188	29.45 %	4,404,693,584 JPY	17.41 %
Total	17,618	100.00 %	25,299,971,214 JPY	100.00 %

OTHER

New or Used	Number of Loans	Percentage of Loans	Outstanding Discounted Principal Balance	Percentage of Balance
New	0	0.00 %	0 JPY	0.00 %
Used	9	100.00 %	6,052,069 JPY	100.00 %
Total	9	100.00 %	6,052,069 JPY	100.00 %

Distribution by Customer Type

Customer Type

Customer Type	Number of Loans	Percentage of Loans	Outstanding Discounted Principal Balance	Percentage of Balance
Retail	24,831	90.41 %	40,096,292,357 JPY	86.42 %
Corporate	2,633	9.59 %	6,302,763,371 JPY	13.58 %
Total	27,464	100.00 %	46,399,055,728 JPY	100.00 %

Distribution by Outstanding Discounted Principal Balance

Outstanding Discounted Principal Balance	Number of Loans	Percentage of Loans	Outstanding Discounted Principal Balance	Percentage of Balance
<= 500,000 JPY	2,829	10.30 %	757,113,817 JPY	1.63 %
500,001 JPY - 1,000,000 JPY	4,435	16.15 %	3,394,041,296 JPY	7.31 %
1,000,001 JPY - 1,500,000 JPY	5,982	21.78 %	7,539,332,134 JPY	16.25 %
1,500,001 JPY - 2,000,000 JPY	5,574	20.30 %	9,694,049,895 JPY	20.89 %
2,000,001 JPY - 2,500,000 JPY	3,914	14.25 %	8,695,943,132 JPY	18.74 %
2,500,001 JPY - 3,000,000 JPY	1,934	7.04 %	5,257,741,178 JPY	11.33 %
3,000,001 JPY - 3,500,000 JPY	1,077	3.92 %	3,476,095,874 JPY	7.49 %
3,500,001 JPY - 4,000,000 JPY	724	2.64 %	2,697,523,300 JPY	5.81 %
4,000,001 JPY - 4,500,000 JPY	414	1.51 %	1,745,786,280 JPY	3.76 %
4,500,001 JPY - 5,000,000 JPY	248	0.90 %	1,175,224,413 JPY	2.53 %
5,000,001 JPY - 6,000,000 JPY	212	0.77 %	1,149,823,453 JPY	2.48 %
6,000,001 JPY - 7,000,000 JPY	84	0.31 %	536,699,100 JPY	1.16 %
7,000,001 JPY - 8,000,000 JPY	30	0.11 %	219,845,285 JPY	0.47 %
8,000,001 JPY - 9,000,000 JPY	6	0.02 %	50,790,060 JPY	0.11 %
9,000,001 JPY - 10,000,000 JPY	1	0.00 %	9,046,511 JPY	0.02 %
>= 10,000,001 JPY	0	0.00 %	0 JPY	0.00 %
Total	27,464	100.00 %	46,399,055,728 JPY	100.00 %

Statistics

Minimum Outstanding Discounted Principal Balance	6,972 JPY
Maximum Outstanding Discounted Principal Balance	9,046,511 JPY
Average Outstanding Discounted Principal Balance	1,689,450 JPY

Distribution by Original Principal Amount

Original Principal Balance	Number of Loans	Percentage of Loans	Outstanding Discounted Principal Balance	Percentage of Balance
<= 500,000 JPY	222	0.81 %	29,952,781 JPY	0.06 %
500,001 JPY - 1,000,000 JPY	1,692	6.16 %	633,809,638 JPY	1.37 %
1,000,001 JPY - 1,500,000 JPY	2,937	10.69 %	2,108,258,435 JPY	4.54 %
1,500,001 JPY - 2,000,000 JPY	4,445	16.18 %	4,740,210,345 JPY	10.22 %
2,000,001 JPY - 2,500,000 JPY	4,616	16.81 %	6,468,530,420 JPY	13.94 %
2,500,001 JPY - 3,000,000 JPY	4,502	16.39 %	7,748,513,577 JPY	16.70 %
3,000,001 JPY - 3,500,000 JPY	3,150	11.47 %	6,479,850,639 JPY	13.97 %
3,500,001 JPY - 4,000,000 JPY	2,053	7.48 %	4,888,756,358 JPY	10.54 %
4,000,001 JPY - 4,500,000 JPY	1,142	4.16 %	3,119,360,034 JPY	6.72 %
4,500,001 JPY - 5,000,000 JPY	866	3.15 %	2,640,075,678 JPY	5.69 %
5,000,001 JPY - 6,000,000 JPY	865	3.15 %	3,041,410,493 JPY	6.55 %
6,000,001 JPY - 7,000,000 JPY	486	1.77 %	2,009,738,838 JPY	4.33 %
7,000,001 JPY - 8,000,000 JPY	218	0.79 %	1,021,392,056 JPY	2.20 %
8,000,001 JPY - 9,000,000 JPY	120	0.44 %	629,556,817 JPY	1.36 %
9,000,001 JPY - 10,000,000 JPY	71	0.26 %	421,350,704 JPY	0.91 %
>= 10,000,001 JPY	79	0.29 %	418,288,915 JPY	0.90 %
Total	27,464	100.00 %	46,399,055,728 JPY	100.00 %

Statistics

Minimum Original Principal Balance	170,000 JPY
Maximum Original Principal Balance	25,000,000 JPY
Average Original Principal Balance	2,749,873 JPY

Distribution by Interest Rate paid by the Obligor

Interest Rate paid by the Obligor	Number of Loans	Percentage of Loans	Outstanding Discounted Principal Balance	Percentage of Balance
< 0.900 %	624	2.27 %	1,409,740,907 JPY	3.04 %
0.900 % < 1.500 %	5,111	18.61 %	10,595,409,032 JPY	22.84 %
1.500 % < 2.000 %	10,175	37.05 %	18,612,416,705 JPY	40.11 %
2.000 % < 2.500 %	254	0.92 %	398,975,363 JPY	0.86 %
2.500 % < 3.000 %	6,329	23.04 %	10,070,996,371 JPY	21.71 %
3.000 % < 3.500 %	1,043	3.80 %	727,080,985 JPY	1.57 %
3.500 % < 4.000 %	3,894	14.18 %	4,550,764,190 JPY	9.81 %
4.000 % < 4.500 %	34	0.12 %	33,672,175 JPY	0.07 %
4.500 % < 5.000 %	0	0.00 %	0 JPY	0.00 %
5.000 % or more	0	0.00 %	0 JPY	0.00 %
Total	27,464	100.00 %	46,399,055,728 JPY	100.00 %

Statistics	
Minimum Interest Rate	0.00 %
Maximum Interest Rate	4.49 %
Weighted Average Interest Rate	2.09 %

Distribution by Original Term

Length of Original Term (months)	Number of Loans	Percentage of Loans	Outstanding Discounted Principal Balance	Percentage of Balance
6 - 12	4	0.01 %	812,665 JPY	0.00 %
13 - 18	13	0.05 %	2,516,470 JPY	0.01 %
19 - 24	678	2.47 %	211,963,068 JPY	0.46 %
25 - 30	69	0.25 %	25,615,370 JPY	0.06 %
31 - 36	9,583	34.89 %	17,488,695,509 JPY	37.69 %
37 - 42	73	0.27 %	41,224,391 JPY	0.09 %
43 - 48	1,497	5.45 %	1,631,762,191 JPY	3.52 %
49 - 54	25	0.09 %	27,042,654 JPY	0.06 %
55 - 60	14,685	53.47 %	25,524,396,244 JPY	55.01 %
61 - 66	19	0.07 %	24,050,464 JPY	0.05 %
67 - 72	646	2.35 %	1,025,042,654 JPY	2.21 %
73 - 84	172	0.63 %	395,934,048 JPY	0.85 %
Total	27,464	100.00 %	46,399,055,728 JPY	100.00 %

Statistics	
Minimum Original Term in months	12
Maximum Original Term in months	84
Weighted Average Original Term in months	50.80

Distribution by Remaining Term

Length of Remaining Term (months)	Number of Loans	Percentage of Loans	Outstanding Discounted Principal Balance	Percentage of Balance
<= 12	8,200	29.86 %	10,991,744,847 JPY	23.69 %
13 - 18	3,817	13.90 %	6,482,986,128 JPY	13.97 %
19 - 24	2,222	8.09 %	3,744,736,174 JPY	8.07 %
25 - 30	3,299	12.01 %	5,360,841,274 JPY	11.55 %
31 - 36	4,866	17.72 %	8,881,213,795 JPY	19.14 %
37 - 42	3,345	12.18 %	7,047,256,857 JPY	15.19 %
43 - 48	1,388	5.05 %	3,094,230,264 JPY	6.67 %
49 - 54	234	0.85 %	552,601,658 JPY	1.19 %
55 - 60	70	0.25 %	175,184,480 JPY	0.38 %
61 - 66	17	0.06 %	48,162,455 JPY	0.10 %
67 - 72	3	0.01 %	9,596,663 JPY	0.02 %
73 - 84	3	0.01 %	10,501,133 JPY	0.02 %
Total	27,464	100.00 %	46,399,055,728 JPY	100.00 %

Statistics	
Minimum Remaining Term in months	1
Maximum Remaining Term in months	73
Weighted Average Remaining Term in months	25.40

Distribution by Seasoning

Seasoning (months)	Number of Loans	Percentage of Loans	Outstanding Discounted Principal Balance	Percentage of Balance
<= 12	558	2.03 %	1,288,664,357 JPY	2.78 %
13 - 18	3,275	11.92 %	6,746,818,827 JPY	14.54 %
19 - 24	7,851	28.59 %	14,873,032,684 JPY	32.05 %
25 - 30	8,644	31.47 %	14,816,000,290 JPY	31.93 %
31 - 36	4,041	14.71 %	5,885,785,222 JPY	12.69 %
37 - 42	1,007	3.67 %	1,085,056,536 JPY	2.34 %
43 - 48	854	3.11 %	813,548,886 JPY	1.75 %
49 - 54	684	2.49 %	532,035,863 JPY	1.15 %
55 - 60	510	1.86 %	337,067,703 JPY	0.73 %
61 - 66	25	0.09 %	15,637,829 JPY	0.03 %
67 - 72	15	0.05 %	5,407,531 JPY	0.01 %
73 - 84	0	0.00 %	0 JPY	0.00 %
Total	27,464	100.00 %	46,399,055,728 JPY	100.00 %

Statistics	
Minimum Seasoning in months	10
Maximum Seasoning in months	72
Weighted Average Seasoning in months	25.40

Distribution by Type of Car
Type of Car

Type of Car	Number of Loans	Percentage of Loans	Outstanding Discounted Principal Balance	Percentage of Balance
New	18,358	66.84 %	36,016,482,043 JPY	77.62 %
Used	9,106	33.16 %	10,382,573,685 JPY	22.38 %
Total	27,464	100.00 %	46,399,055,728 JPY	100.00 %

Type of Car: Only Balloon Loans

Type of Car	Number of Loans	Percentage of Loans	Outstanding Discounted Principal Balance	Percentage of Balance
New	17,168	77.56 %	34,627,878,874 JPY	83.24 %
Used	4,966	22.44 %	6,973,426,007 JPY	16.76 %
Total	22,134	100.00 %	41,601,304,881 JPY	100.00 %

Type of Car: Only Equal Instalment Loans

Type of Car	Number of Loans	Percentage of Loans	Outstanding Discounted Principal Balance	Percentage of Balance
New	1,190	22.33 %	1,388,603,169 JPY	28.94 %
Used	4,140	77.67 %	3,409,147,678 JPY	71.06 %
Total	5,330	100.00 %	4,797,750,847 JPY	100.00 %

Distribution by Brand and Model

Make	Model	Number of Loans	Percentage of Loans	Outstanding Discounted Principal Balance	Percentage of Balance
Audi	A1	906	3.30 %	1,119,394,937 JPY	2.41 %
	A3	2,490	9.07 %	3,961,461,066 JPY	8.54 %
	A4	2,089	7.61 %	4,713,802,188 JPY	10.16 %
	A5	457	1.66 %	1,060,733,019 JPY	2.29 %
	A6	588	2.14 %	1,471,669,115 JPY	3.17 %
	A7	236	0.86 %	774,023,164 JPY	1.67 %
	A8	74	0.27 %	263,017,804 JPY	0.57 %
	S1	89	0.32 %	171,838,293 JPY	0.37 %
	S3	309	1.13 %	787,476,295 JPY	1.70 %
	S4	81	0.29 %	239,475,749 JPY	0.52 %
	S5	52	0.19 %	152,917,494 JPY	0.33 %
	S6	36	0.13 %	144,076,361 JPY	0.31 %
	S7	23	0.08 %	78,695,572 JPY	0.17 %
	S8	14	0.05 %	61,788,938 JPY	0.13 %
	RS3	37	0.13 %	127,698,922 JPY	0.28 %
	RS4	13	0.05 %	40,995,906 JPY	0.09 %
	RS5	13	0.05 %	49,988,743 JPY	0.11 %
	RS6	12	0.04 %	48,889,241 JPY	0.11 %
	RS7	11	0.04 %	52,881,663 JPY	0.11 %
	Q2	59	0.21 %	163,003,763 JPY	0.35 %
	Q3	802	2.92 %	1,602,893,473 JPY	3.45 %
	Q5	503	1.83 %	1,278,500,484 JPY	2.76 %
	Q7	180	0.66 %	785,625,539 JPY	1.69 %
	RSQ3	21	0.08 %	83,370,671 JPY	0.18 %
	TT	718	2.61 %	1,757,100,671 JPY	3.79 %
	R8	9	0.03 %	43,621,986 JPY	0.09 %
	AUDI OTHERS	0	0.00 %	0 JPY	0.00 %
Subtotal		9,822	35.76 %	21,034,941,057 JPY	45.33 %
Bentley	ARNAGE	0	0.00 %	0 JPY	0.00 %
	AZURE	0	0.00 %	0 JPY	0.00 %
	BENTAYGA	1	0.00 %	6,961,497 JPY	0.02 %
	CONTINENTAL	11	0.04 %	43,560,377 JPY	0.09 %
	FLYING SPUR	0	0.00 %	0 JPY	0.00 %
	MULSANNE	1	0.00 %	2,179,245 JPY	0.00 %
	BENTLEY	0	0.00 %	0 JPY	0.00 %
	OTHERS	0	0.00 %	0 JPY	0.00 %
Subtotal		13	0.05 %	52,701,119 JPY	0.11 %
Lamborghini	AVENTADOR	0	0.00 %	0 JPY	0.00 %
	DIABLO	0	0.00 %	0 JPY	0.00 %
	GALLARDO	1	0.00 %	4,642,371 JPY	0.01 %
	HURACÁN	1	0.00 %	747,898 JPY	0.00 %
	MULCIELAGO	0	0.00 %	0 JPY	0.00 %
	LAMBORGHINI	0	0.00 %	0 JPY	0.00 %
	OTHERS	0	0.00 %	0 JPY	0.00 %
Subtotal		2	0.01 %	5,390,269 JPY	0.01 %
VW	ARTEON	1	0.00 %	3,897,744 JPY	0.01 %
	BEETLE	1,780	6.48 %	2,431,666,241 JPY	5.24 %
	BORA	0	0.00 %	0 JPY	0.00 %
	EOS	0	0.00 %	0 JPY	0.00 %
	GOLF	6,686	24.34 %	10,318,333,566 JPY	22.24 %
	JETTA	9	0.03 %	2,505,999 JPY	0.01 %
	LUPO	1	0.00 %	1,198,838 JPY	0.00 %
	PASSAT	1,560	5.68 %	2,788,144,204 JPY	6.01 %
	POLO	3,710	13.51 %	4,142,055,263 JPY	8.93 %
	SCIROCCO	36	0.13 %	32,151,997 JPY	0.07 %
	SHARAN	617	2.25 %	1,062,184,008 JPY	2.29 %
	TIGUAN	599	2.18 %	1,112,012,346 JPY	2.40 %
	TOUAREG	64	0.23 %	137,678,647 JPY	0.30 %
	TOURAN	1,435	5.23 %	2,458,458,912 JPY	5.30 %
	UP	1,120	4.08 %	809,683,449 JPY	1.75 %
	VENTO	0	0.00 %	0 JPY	0.00 %
	VW OTHERS	0	0.00 %	0 JPY	0.00 %
	Subtotal		17,618	64.15 %	25,299,971,214 JPY
Non VW Group Vehicles		9	0.03 %	6,052,069 JPY	0.01 %
Subtotal		9	0.03 %	6,052,069 JPY	0.01 %
Total		27,464	100.00 %	46,399,055,728 JPY	100.00 %

Geographic Distribution by Prefecture

Prefecture	Number of Loans	Percentage of Loans	Outstanding Discounted Principal Balance	Percentage of Balance
Tokyo	4,164	15.16 %	8,027,870,798 JPY	17.30 %
Kanagawa	2,670	9.72 %	4,657,704,297 JPY	10.04 %
Aichi	1,992	7.25 %	3,225,285,141 JPY	6.95 %
Saitama	1,819	6.62 %	3,008,386,667 JPY	6.48 %
Osaka	1,623	5.91 %	2,913,746,848 JPY	6.28 %
Chiba	1,229	4.47 %	2,026,157,459 JPY	4.37 %
Fukuoka	1,154	4.20 %	1,995,845,768 JPY	4.30 %
Hokkaido	1,041	3.79 %	1,895,539,749 JPY	4.09 %
Hyogo	1,041	3.79 %	1,729,762,844 JPY	3.73 %
Shizuoka	816	2.97 %	1,359,770,293 JPY	2.93 %
Ibaraki	859	3.13 %	1,334,785,056 JPY	2.88 %
Tochigi	605	2.20 %	1,014,293,013 JPY	2.19 %
Hiroshima	655	2.38 %	995,678,984 JPY	2.15 %
Kyoto	530	1.93 %	854,956,648 JPY	1.84 %
Miyagi	507	1.85 %	812,938,788 JPY	1.75 %
Gunma	543	1.98 %	797,307,517 JPY	1.72 %
Gifu	420	1.53 %	647,816,631 JPY	1.40 %
Okayama	395	1.44 %	645,623,904 JPY	1.39 %
Nagano	412	1.50 %	632,360,282 JPY	1.36 %
Mie	358	1.30 %	535,627,889 JPY	1.15 %
Fukushima	326	1.19 %	487,698,572 JPY	1.05 %
Yamaguchi	286	1.04 %	459,813,504 JPY	0.99 %
Niigata	311	1.13 %	450,369,929 JPY	0.97 %
Nara	237	0.86 %	390,706,251 JPY	0.84 %
Oita	244	0.89 %	384,478,285 JPY	0.83 %
Yamanashi	207	0.75 %	356,901,051 JPY	0.77 %
Ishikawa	226	0.82 %	345,583,151 JPY	0.74 %
Shiga	220	0.80 %	340,865,305 JPY	0.73 %
Kumamoto	227	0.83 %	333,298,047 JPY	0.72 %
Toyama	212	0.77 %	323,529,963 JPY	0.70 %
Kagoshima	192	0.70 %	316,725,116 JPY	0.68 %
Wakayama	180	0.66 %	312,745,126 JPY	0.67 %
Fukui	174	0.63 %	299,987,249 JPY	0.65 %
Yamagata	200	0.73 %	293,670,010 JPY	0.63 %
Iwate	136	0.50 %	223,139,469 JPY	0.48 %
Nagasaki	135	0.49 %	218,457,784 JPY	0.47 %
Tokushima	128	0.47 %	214,040,082 JPY	0.46 %
Kagawa	149	0.54 %	210,939,318 JPY	0.45 %
Miyazaki	124	0.45 %	207,111,574 JPY	0.45 %
Saga	119	0.43 %	194,407,824 JPY	0.42 %
Shimane	97	0.35 %	173,779,354 JPY	0.37 %
Ehime	120	0.44 %	173,331,267 JPY	0.37 %
Akita	92	0.33 %	146,631,157 JPY	0.32 %
Aomori	96	0.35 %	146,337,919 JPY	0.32 %
Tottori	93	0.34 %	133,861,963 JPY	0.29 %
Kouchi	59	0.21 %	88,274,771 JPY	0.19 %
Okinawa	41	0.15 %	60,913,111 JPY	0.13 %
Total	27,464	100.00 %	46,399,055,728 JPY	100.00 %

Distribution by Obligor Concentration

Distribution of Loan Contracts and Vehicles per Obligor

Contract Concentration	Number of Customers	Percentage of Customers	Number of Loans	Percentage of Loans	Outstanding Discounted Principal Balance	Percentage of Balance
1	26,474	96.86 %	26,474	96.40 %	44,407,858,192 JPY	95.71 %
2	804	2.94 %	920	3.35 %	1,814,162,759 JPY	3.91 %
3	47	0.17 %	56	0.20 %	153,290,761 JPY	0.33 %
4	7	0.03 %	13	0.05 %	21,650,017 JPY	0.05 %
5	0	0.00 %	0	0.00 %	0 JPY	0.00 %
6 - 10	1	0.00 %	1	0.00 %	2,093,999 JPY	0.00 %
11 or more	0	0.00 %	0	0.00 %	0 JPY	0.00 %
Total	27,333	100.00 %	27,464	100.00 %	46,399,055,728 JPY	100.00 %

Top 20 Obligor

Number	Number of Contracts	Outstanding Discounted Principal Balance	Percentage of Balance
1	2	13,074,663 JPY	0.03 %
2	2	11,724,148 JPY	0.03 %
3	2	11,418,219 JPY	0.02 %
4	2	11,409,333 JPY	0.02 %
5	2	9,650,283 JPY	0.02 %
6	1	9,046,511 JPY	0.02 %
7	1	8,989,652 JPY	0.02 %
8	1	8,805,074 JPY	0.02 %
9	1	8,696,406 JPY	0.02 %
10	2	8,451,775 JPY	0.02 %
11	2	8,234,181 JPY	0.02 %
12	1	8,184,701 JPY	0.02 %
13	1	8,023,979 JPY	0.02 %
14	1	7,928,225 JPY	0.02 %
15	1	7,926,137 JPY	0.02 %
16	1	7,787,876 JPY	0.02 %
17	1	7,730,954 JPY	0.02 %
18	1	7,649,690 JPY	0.02 %
19	2	7,595,103 JPY	0.02 %
20	1	7,575,083 JPY	0.02 %
Total 1 -20	28	179,901,993 JPY	0.39 %

Remarks:

Figures above are calculated based on each of the Sub-Servicers respectively and not across both of the Sub-Servicers.

Distribution by Contract Start Month

Origination Month	Number of Loans	Percentage of Loans	Outstanding Discounted Principal Balance	Percentage of Balance
09.2012	2	0.01 %	1,078,523 JPY	0.00 %
10.2012	0	0.00 %	0 JPY	0.00 %
11.2012	0	0.00 %	0 JPY	0.00 %
12.2012	6	0.02 %	1,993,890 JPY	0.00 %
01.2013	3	0.01 %	437,225 JPY	0.00 %
02.2013	4	0.01 %	1,897,893 JPY	0.00 %
03.2013	9	0.03 %	3,729,683 JPY	0.01 %
04.2013	2	0.01 %	310,512 JPY	0.00 %
05.2013	0	0.00 %	0 JPY	0.00 %
06.2013	2	0.01 %	780,577 JPY	0.00 %
07.2013	7	0.03 %	3,723,899 JPY	0.01 %
08.2013	5	0.02 %	7,093,158 JPY	0.02 %
09.2013	5	0.02 %	2,862,286 JPY	0.01 %
10.2013	61	0.22 %	37,384,634 JPY	0.08 %
11.2013	68	0.25 %	42,108,626 JPY	0.09 %
12.2013	133	0.48 %	85,412,545 JPY	0.18 %
01.2014	85	0.31 %	58,379,553 JPY	0.13 %
02.2014	158	0.58 %	110,920,059 JPY	0.24 %
03.2014	235	0.86 %	168,154,769 JPY	0.36 %
04.2014	64	0.23 %	49,787,572 JPY	0.11 %
05.2014	91	0.33 %	67,992,756 JPY	0.15 %
06.2014	133	0.48 %	105,179,925 JPY	0.23 %
07.2014	92	0.33 %	79,138,110 JPY	0.17 %
08.2014	69	0.25 %	61,782,731 JPY	0.13 %
09.2014	151	0.55 %	140,967,288 JPY	0.30 %
10.2014	101	0.37 %	83,087,020 JPY	0.18 %
11.2014	112	0.41 %	100,109,460 JPY	0.22 %
12.2014	170	0.62 %	176,647,976 JPY	0.38 %
01.2015	119	0.43 %	106,598,252 JPY	0.23 %
02.2015	201	0.73 %	206,138,890 JPY	0.44 %
03.2015	230	0.84 %	222,765,165 JPY	0.48 %
04.2015	99	0.36 %	92,281,800 JPY	0.20 %
05.2015	176	0.64 %	185,596,641 JPY	0.40 %
06.2015	188	0.68 %	205,301,454 JPY	0.44 %
07.2015	131	0.48 %	155,005,889 JPY	0.33 %
08.2015	183	0.67 %	224,105,587 JPY	0.48 %
09.2015	245	0.89 %	339,938,320 JPY	0.73 %
10.2015	355	1.29 %	433,793,253 JPY	0.93 %
11.2015	418	1.52 %	574,300,638 JPY	1.24 %
12.2015	935	3.40 %	1,295,132,123 JPY	2.79 %
01.2016	854	3.11 %	1,303,402,290 JPY	2.81 %
02.2016	1,234	4.49 %	1,939,218,598 JPY	4.18 %
03.2016	1,919	6.99 %	3,012,092,091 JPY	6.49 %
04.2016	948	3.45 %	1,613,504,233 JPY	3.48 %
05.2016	1,294	4.71 %	2,118,814,825 JPY	4.57 %
06.2016	1,494	5.44 %	2,698,293,765 JPY	5.82 %
07.2016	1,374	5.00 %	2,440,034,408 JPY	5.26 %
08.2016	1,615	5.88 %	2,933,260,968 JPY	6.32 %
09.2016	2,139	7.79 %	4,114,170,822 JPY	8.87 %
10.2016	1,491	5.43 %	2,697,968,264 JPY	5.81 %
11.2016	2,049	7.46 %	3,835,661,210 JPY	8.27 %
12.2016	776	2.83 %	1,439,458,976 JPY	3.10 %
01.2017	631	2.30 %	1,249,164,807 JPY	2.69 %
02.2017	765	2.79 %	1,536,608,605 JPY	3.31 %
03.2017	1,145	4.17 %	2,271,732,655 JPY	4.90 %
04.2017	451	1.64 %	918,115,924 JPY	1.98 %
05.2017	514	1.87 %	1,089,815,636 JPY	2.35 %
06.2017	569	2.07 %	1,191,481,133 JPY	2.57 %
07.2017	303	1.10 %	616,483,307 JPY	1.33 %
08.2017	293	1.07 %	659,190,172 JPY	1.42 %
09.2017	326	1.19 %	738,060,961 JPY	1.59 %
10.2017	161	0.59 %	364,807,179 JPY	0.79 %
11.2017	71	0.26 %	185,796,217 JPY	0.40 %
12.2017	0	0.00 %	0 JPY	0.00 %
01.2018	0	0.00 %	0 JPY	0.00 %
02.2018	0	0.00 %	0 JPY	0.00 %
03.2018	0	0.00 %	0 JPY	0.00 %
04.2018	0	0.00 %	0 JPY	0.00 %
05.2018	0	0.00 %	0 JPY	0.00 %
06.2018	0	0.00 %	0 JPY	0.00 %
07.2018	0	0.00 %	0 JPY	0.00 %
08.2018	0	0.00 %	0 JPY	0.00 %
09.2018	0	0.00 %	0 JPY	0.00 %
Total	27,464	100.00 %	46,399,055,728 JPY	100.00 %

Distribution by Contract End Month

Maturity Month	Number of Loans	Percentage of Loans	Outstanding Discounted Principal Balance	Percentage of Balance
10.2018	371	1.35 %	256,710,758 JPY	0.55 %
11.2018	475	1.73 %	350,107,410 JPY	0.75 %
12.2018	758	2.76 %	779,255,593 JPY	1.68 %
01.2019	474	1.73 %	544,354,117 JPY	1.17 %
02.2019	669	2.44 %	770,389,776 JPY	1.66 %
03.2019	1,092	3.98 %	1,366,241,540 JPY	2.94 %
04.2019	495	1.80 %	738,815,956 JPY	1.59 %
05.2019	653	2.38 %	928,513,787 JPY	2.00 %
06.2019	867	3.16 %	1,372,647,852 JPY	2.96 %
07.2019	642	2.34 %	1,019,932,997 JPY	2.20 %
08.2019	678	2.47 %	1,082,149,018 JPY	2.33 %
09.2019	1,026	3.74 %	1,782,626,043 JPY	3.84 %
10.2019	684	2.49 %	1,151,980,537 JPY	2.48 %
11.2019	893	3.25 %	1,674,069,906 JPY	3.61 %
12.2019	501	1.82 %	833,475,472 JPY	1.80 %
01.2020	405	1.47 %	652,618,655 JPY	1.41 %
02.2020	566	2.06 %	898,291,658 JPY	1.94 %
03.2020	768	2.80 %	1,272,549,900 JPY	2.74 %
04.2020	276	1.00 %	503,668,956 JPY	1.09 %
05.2020	391	1.42 %	661,114,442 JPY	1.42 %
06.2020	432	1.57 %	738,918,372 JPY	1.59 %
07.2020	300	1.09 %	447,579,190 JPY	0.96 %
08.2020	384	1.40 %	655,081,278 JPY	1.41 %
09.2020	439	1.60 %	738,373,936 JPY	1.59 %
10.2020	261	0.95 %	415,076,855 JPY	0.89 %
11.2020	305	1.11 %	492,653,788 JPY	1.06 %
12.2020	395	1.44 %	591,232,642 JPY	1.27 %
01.2021	502	1.83 %	804,149,899 JPY	1.73 %
02.2021	755	2.75 %	1,273,652,784 JPY	2.74 %
03.2021	1,081	3.94 %	1,784,075,306 JPY	3.85 %
04.2021	524	1.91 %	891,053,068 JPY	1.92 %
05.2021	716	2.61 %	1,187,413,620 JPY	2.56 %
06.2021	763	2.78 %	1,390,471,237 JPY	3.00 %
07.2021	775	2.82 %	1,410,087,920 JPY	3.04 %
08.2021	889	3.24 %	1,680,303,683 JPY	3.62 %
09.2021	1,199	4.37 %	2,321,884,267 JPY	5.00 %
10.2021	748	2.72 %	1,519,619,806 JPY	3.28 %
11.2021	995	3.62 %	2,092,424,532 JPY	4.51 %
12.2021	352	1.28 %	730,290,357 JPY	1.57 %
01.2022	307	1.12 %	687,912,736 JPY	1.48 %
02.2022	388	1.34 %	806,938,197 JPY	1.74 %
03.2022	575	2.09 %	1,210,071,229 JPY	2.61 %
04.2022	253	0.92 %	515,425,743 JPY	1.11 %
05.2022	288	1.05 %	625,483,058 JPY	1.35 %
06.2022	295	1.07 %	663,986,293 JPY	1.43 %
07.2022	175	0.64 %	395,796,739 JPY	0.85 %
08.2022	193	0.70 %	442,191,390 JPY	0.95 %
09.2022	184	0.67 %	451,347,041 JPY	0.97 %
10.2022	97	0.35 %	238,129,391 JPY	0.51 %
11.2022	56	0.20 %	132,240,567 JPY	0.29 %
12.2022	26	0.09 %	59,089,512 JPY	0.13 %
01.2023	14	0.05 %	30,137,295 JPY	0.06 %
02.2023	19	0.07 %	46,610,677 JPY	0.10 %
03.2023	22	0.08 %	46,394,216 JPY	0.10 %
04.2023	10	0.04 %	21,927,577 JPY	0.05 %
05.2023	19	0.07 %	52,711,775 JPY	0.11 %
06.2023	15	0.05 %	31,768,440 JPY	0.07 %
07.2023	6	0.02 %	14,967,606 JPY	0.03 %
08.2023	7	0.03 %	19,527,211 JPY	0.04 %
09.2023	13	0.05 %	34,281,871 JPY	0.07 %
10.2023	10	0.04 %	25,082,099 JPY	0.05 %
11.2023	1	0.00 %	2,129,665 JPY	0.00 %
12.2023	2	0.01 %	8,336,891 JPY	0.02 %
01.2024	1	0.00 %	2,538,088 JPY	0.01 %
02.2024	2	0.01 %	5,885,674 JPY	0.01 %
03.2024	1	0.00 %	4,190,038 JPY	0.01 %
04.2024	1	0.00 %	3,048,512 JPY	0.01 %
05.2024	0	0.00 %	0 JPY	0.00 %
06.2024	0	0.00 %	0 JPY	0.00 %
07.2024	1	0.00 %	3,926,780 JPY	0.01 %
08.2024	0	0.00 %	0 JPY	0.00 %
09.2024	1	0.00 %	2,621,371 JPY	0.01 %
10.2024	3	0.01 %	10,501,133 JPY	0.02 %
Total	27,464	100.00 %	46,399,055,728 JPY	100.00 %

Distribution by Monthly Payment

Monthly Payment	Number of Loans	Percentage of Loans	Outstanding Discounted Principal Balance	Percentage of Balance
<= 10,000 JPY	1,356	4.94 %	1,470,204,297 JPY	3.17 %
10,001 JPY - 20,000 JPY	5,194	18.91 %	6,121,709,181 JPY	13.19 %
20,001 JPY - 30,000 JPY	7,440	27.09 %	10,230,078,190 JPY	22.05 %
30,001 JPY - 40,000 JPY	5,572	20.29 %	9,342,548,576 JPY	20.14 %
40,001 JPY - 50,000 JPY	3,112	11.33 %	6,106,778,307 JPY	13.16 %
50,001 JPY - 60,000 JPY	1,776	6.47 %	3,936,924,384 JPY	8.48 %
60,001 JPY - 70,000 JPY	967	3.52 %	2,423,879,015 JPY	5.22 %
70,001 JPY - 80,000 JPY	545	1.98 %	1,489,452,197 JPY	3.21 %
80,001 JPY - 90,000 JPY	396	1.44 %	1,168,712,918 JPY	2.52 %
90,001 JPY - 100,000 JPY	315	1.15 %	1,013,234,192 JPY	2.18 %
100,001 JPY - 110,000 JPY	210	0.76 %	699,599,651 JPY	1.51 %
110,001 JPY - 120,000 JPY	147	0.54 %	559,355,179 JPY	1.21 %
120,001 JPY - 130,000 JPY	113	0.41 %	450,890,504 JPY	0.97 %
130,001 JPY - 140,000 JPY	71	0.26 %	296,776,495 JPY	0.64 %
140,001 JPY - 150,000 JPY	52	0.19 %	241,176,758 JPY	0.52 %
>= 150,001 JPY	198	0.72 %	847,735,884 JPY	1.83 %
Total	27,464	100.00 %	46,399,055,728 JPY	100.00 %

Distribution by Bonus Payment

Bonus Payment	Number of Loans	Percentage of Loans	Outstanding Discounted Principal Balance	Percentage of Balance
No Bonus Payment	16,379	59.64 %	27,180,633,483 JPY	58.58 %
1 JPY - 25,000 JPY	258	0.94 %	312,114,094 JPY	0.67 %
25,001 JPY - 50,000 JPY	2,774	10.10 %	3,870,882,149 JPY	8.34 %
50,001 JPY - 75,000 JPY	976	3.55 %	1,525,115,892 JPY	3.29 %
75,001 JPY - 100,000 JPY	3,838	13.97 %	6,532,916,666 JPY	14.08 %
100,001 JPY - 125,000 JPY	475	1.73 %	845,709,669 JPY	1.82 %
125,001 JPY - 150,000 JPY	1,502	5.47 %	3,062,683,993 JPY	6.60 %
150,001 JPY - 175,000 JPY	165	0.60 %	332,995,004 JPY	0.72 %
175,001 JPY - 200,000 JPY	672	2.45 %	1,560,212,977 JPY	3.36 %
200,001 JPY - 225,000 JPY	44	0.16 %	91,532,312 JPY	0.20 %
225,001 JPY - 250,000 JPY	173	0.63 %	448,791,204 JPY	0.97 %
250,001 JPY - 275,000 JPY	13	0.05 %	38,631,136 JPY	0.08 %
275,001 JPY - 300,000 JPY	125	0.46 %	366,745,695 JPY	0.79 %
300,001 JPY - 325,000 JPY	7	0.03 %	20,585,646 JPY	0.04 %
325,001 JPY - 350,000 JPY	22	0.08 %	66,203,275 JPY	0.14 %
350,001 JPY - 375,000 JPY	4	0.01 %	17,369,881 JPY	0.04 %
375,001 JPY - 400,000 JPY	15	0.05 %	62,574,848 JPY	0.13 %
400,001 JPY - 425,000 JPY	0	0.00 %	0 JPY	0.00 %
425,001 JPY - 450,000 JPY	5	0.02 %	15,838,244 JPY	0.03 %
450,001 JPY - 475,000 JPY	0	0.00 %	0 JPY	0.00 %
475,001 JPY - 500,000 JPY	15	0.05 %	39,444,896 JPY	0.09 %
500,001 JPY or more	2	0.01 %	8,074,664 JPY	0.02 %
Total	27,464	100.00 %	46,399,055,728 JPY	100.00 %

Distribution by Motor Type

Motor Type	Number of Loans	Percentage of Loans	Outstanding Discounted Principal Balance	Percentage of Balance
EA 189	0	0.00 %	0 JPY	0.00 %
Other	27,464	100.00 %	46,399,055,728 JPY	100.00 %
Total	27,464	100.00 %	46,399,055,728 JPY	100.00 %

Disclaimer

This presentation contains forward-looking statements and information on the business development of the Volkswagen Group. These statements may be spoken or written and can be recognized by terms such as "expects", "anticipates", "intends", "plans", "believes", "seeks", "estimates", "will", or words with similar meaning. These statements are based on assumptions relating to the development of the economies of individual countries, and in particular of the automotive industry, which we have made on the basis of the information available to us and which we consider to be realistic at the time of going to press. The estimates given involve a degree of risk, and the actual developments may differ from those forecast.

Consequently, any unexpected fall in demand or economic stagnation in our key sales markets, such as in Western Europe (and especially Germany) or in the USA, Brazil or China, will have a corresponding impact on the development of our business. The same applies in the event of a significant shift in current exchange rates relative to the US dollar, sterling, yen, Brazilian real, Chinese renminbi and Czech koruna.

If any of these or other risks occur, or if the assumptions underlying any of these statements prove incorrect, the actual results may significantly differ from those expressed or implied by such statements.

We do not update forward-looking statements retrospectively. Such statements are valid on the date of publication and can be superceded.

This information does not constitute an offer to exchange or sell or an offer to exchange or buy any securities.