

**Deal Name:** Driver Japan six

**Originator:** Volkswagen Financial Services Japan Ltd.  
Gotenyama Trust Tower 17F  
7-35 Kitashinagawa 4-chome, Shinagawa-ku  
Tokyo 140-0001, Japan

**Reporting Entity:** Volkswagen Financial Services Japan Ltd.  
Treasury Dept.  
Gotenyama Trust Tower 17F  
7-35 Kitashinagawa 4-chome, Shinagawa-ku  
Tokyo 140-0001, Japan  
Tel No.: +81(0)3-5792-7261  
Fax No.: +81(0)3-3280-7365  
E-mail: vwfsjp.abs@vwfs.com

**Trustor of the First Trust:  
Servicer:** Volkswagen Financial Services Japan Ltd.

**Trustee of the First Trust:  
Trustee of the Second Trust:** Deutsche Trust Company Limited Japan  
Sanno Park Tower, 11-1,  
Nagatacho 2-chome, Chiyoda-ku,  
Tokyo, 100-6172, Japan  
Trust Business Administration Department  
Tel No.: +81(0)3-5156-5637  
Fax No.: +81(0)3-5156-5658  
E-mail: DB\_Trust\_Trust@list.db.com



## Contents

Page	Tables of Contents
1	<a href="#">Front Page</a>
2	<a href="#">Contents</a>
3	<a href="#">Deal Overview</a>
4	<a href="#">Deal Overview: Counterparties I</a>
5	<a href="#">Deal Overview: Counterparties II</a>
6	<a href="#">Information regarding the TBI and ABL to the Second Trust</a>
7	<a href="#">Pool Information</a>
8	<a href="#">Available Distribution</a>
9	<a href="#">Waterfall</a>
10	<a href="#">Credit Enhancement</a>
11	<a href="#">Cumulative Gross Loss Ratio &amp; Performance Trigger</a>
12	<a href="#">Cumulative Gross Loss Ratio &amp; Performance Trigger (Chart)</a>
13	<a href="#">Default &amp; Delinquencies</a>
14	<a href="#">Run Out Schedule (Previous)</a>
15	<a href="#">Run Out Schedule</a>
16	<a href="#">Expected Amortization to the Second Trust</a>
17	<a href="#">Sub-Servicer</a>
18	<a href="#">Brand</a>
19	<a href="#">New and Used</a>
20	<a href="#">Product Type</a>
21	<a href="#">RV</a>
22	<a href="#">Brand New and Used</a>
23	<a href="#">Customer Type</a>
24	<a href="#">Outstanding Discounted Principal Balance</a>
25	<a href="#">Original Principal Amount</a>
26	<a href="#">Interest Rate paid by the Obligor</a>
27	<a href="#">Original Term</a>
28	<a href="#">Remaining Term</a>
29	<a href="#">Seasoning</a>
30	<a href="#">Type of Car</a>
31	<a href="#">Brand and Model</a>
32	<a href="#">Geographic Dist. by Prefecture</a>
33	<a href="#">Obligor Concentration</a>
34	<a href="#">Contract Start Month</a>
35	<a href="#">Contract End Month</a>
36	<a href="#">Monthly payment</a>
37	<a href="#">Bonus payment</a>
38	<a href="#">Mortor Type</a>

**Deal Overview**

<b>Cut Off Date:</b>	2017/02/10		
<b>Trust Commencement Date:</b>	2017/02/23	<b>Legal Maturity of the First Trust:</b>	2025/06/27
<b>Monthly Period:</b>	2018/08/11	to	2018/09/10
<b>Reporting Date:</b>	2018/09/18		
<b>Reporting Frequency:</b>	monthly		
<b>Period No.:</b>	19		
<b>Remittance Date:</b>	2018/09/21		
<b>Advance Payment Date:</b>	2018/09/21		
<b>Cash Adjustment Date:</b>	2018/09/21		
<b>Additional Entrustment Date:</b>	2018/09/26		
<b>Trust Calculation Date:</b>	2018/09/26		
<b>Trust Calculation Period:</b>	2018/08/25	to	2018/09/26
<b>First Trust Payment Date:</b>	2018/09/27		
<b>Second Trust Payment Date:</b>	2018/09/28		
<b>Interest Calculation Period:</b>	2018/08/29	to	2018/09/28
<b>Next Reporting Date:</b>	2018/10/17		

**Pool information at the Initial Cut off Date**

	<b>Number of Contracts</b>	<b>Outstanding Discounted Principal Balance</b>	<b>Outstanding Nominal Balance</b>
Outstanding Pool	30,757	64,171,706,472 JPY	67,028,993,300 JPY

<b>Credit Type</b>	<b>Percentage of Loans</b>	<b>Outstanding Discounted Principal Balance</b>	<b>Percentage of Balance</b>
Balloon	76.13 %	55,443,642,000 JPY	86.40 %
Equal Instalment Loan	23.87 %	8,728,064,472 JPY	13.60 %
<b>Total</b>	<b>100.00 %</b>	<b>64,171,706,472 JPY</b>	<b>100.00 %</b>

<b>Type of Car</b>	<b>Percentage of Loans</b>	<b>Outstanding Discounted Principal Balance</b>	<b>Percentage of Balance</b>
New	66.66 %	49,506,381,305 JPY	77.15 %
Used	33.34 %	14,665,325,167 JPY	22.85 %
<b>Total</b>	<b>100.00 %</b>	<b>64,171,706,472 JPY</b>	<b>100.00 %</b>

## Deal Overview: Counterparties I

### Joint Lead Managers:

**Shinsei Securities Co., Ltd.**

Nihonbashi Muromachi Nomura Building, 4-3,  
 Nihonbashi-muromachi 2-chome,  
 Chuo-ku,  
 Tokyo 103-0022, Japan

**BNP Paribas Securities (Japan) Limited**

GranTokyo North Tower, 9-1,  
 Marunouchi 1-chome,  
 Chiyoda-ku,  
 Tokyo 100-6740, Japan

### Trust Management Account Bank:

**MUFG Bank, Ltd.**

4-2 Toranomom 1-chome,  
 Minato-ku  
 Tokyo 105-0001, Japan

Rating								
Moody's			Fitch			R&I		
Long Term	Short Term	Outlook	Long Term	Short Term	Outlook	Long Term	Short Term	Outlook
n.a.	n.a.	n.a.	n.a.	n.a.	n.a.	n.a.	n.a.	n.a.
n.a.	n.a.	n.a.	n.a.	n.a.	n.a.	n.a.	n.a.	n.a.
A1	P-1	Stable	A	F1	Stable	AA-	a-1+	Stable

### Originator:

### Trustor of the First Trust:

### Servicer:

**Volkswagen Financial Services Japan Ltd.**

Gotenyama Trust Tower 17F  
 7-35 Kitashinagawa 4-chome, Shinagawa-ku  
 Tokyo 140-0001, Japan

### Trustee of the First Trust:

### Trustee of the Second Trust:

**Deutsche Trust Company Limited Japan**

Attn.: Driver Japan Six  
 Trust Business Administration Department

### ABL Lender to the First Trust:

### Trustor of the Second Trust:

Shinsei Securities Co., Ltd.

### Seller of the Trust Beneficial

### Interest of the Second Trust

Shinsei Securities Co., Ltd.  
 BNP Paribas Securities (Japan) Limited

## Deal Overview: Counterparties II

### Rating Agencies:

#### Moody's SF Japan K.K.

Attn.: Driver Japan six  
 Structure Finance Group Monitoring Division  
 5-1 Atago 2-chome, Minato-ku  
 Tokyo 105-6220, Japan  
 E-mail: monitor.msfi@moodys.com

#### Fitch Ratings Japan Limited

Attn.: Driver Japan six  
 Structured Finance  
 Kojimachi Crystal City East Wing 3rd Floor,  
 4-8 Kojimachi, Chiyoda-ku,  
 Tokyo 102-0083, Japan  
 E-mail: tokyo.surveillance@fitchratings.com

#### Rating and Investment Information, Inc.

Attn.: Monitoring Group Department:  
 Structured Finance Department  
 TERRACE SQUARE, 3-22,  
 Kanda Nishikicho, Chiyoda-ku,  
 Tokyo 101-0054, Japan  
 E-mail: sfmonitor@r-i.co.jp

### Rating of VW

**Volkswagen Financial Services AG**

**Volkswagen AG**

Rating								
Moody's			Fitch			R&I		
Short Term	Long Term	Outlook	Short Term	Long Term	Outlook	Short Term	Long Term	Outlook
P-2	A3	Stable	n.a.	n.a.	n.a.	n.a.	n.a.	n.a.
P-2	A3	Stable	F2	BBB+	Stable	n.a.	n.a.	n.a.

**Information regarding Trust Beneficial Interest of the Second Trust & Asset Backed Loan to the Second Trust**
**Rating Details**
**Rating at Issue Date**

	<u>TBI</u>	<u>ABL</u>
Moody's	Aaa(sf)	Aaa(sf)
Fitch	AAAsf	AAAsf
R&I	AAA	AAA

**Current Rating**

	<u>TBI</u>	<u>ABL</u>
Moody's	Aaa(sf)	Aaa(sf)
Fitch	AAAsf	AAAsf
R&I	AAA	AAA

**Information on TBI & ABL**

	<u>TBI</u>	<u>ABL</u>
Initial Balance	39,200,000,000 JPY	20,800,000,000 JPY
Expected Maturity Date	2021/06/28	2021/06/28
Legal Maturity of the Second Trust	2025/06/30	2025/06/30
Payment Dates	28th	28th
Business Day Convention	Modified Following	Modified Following
Listing	None	—

**Information on Interest**

	<u>TBI</u>	<u>ABL</u>
Fixed/ Floating	Fixed	Fixed
Current Coupon	0.19%	0.19%
Day Count Convention	30/360	30/360

**Selling Restriction**

The holders of the Beneficial Interest and the ABL Lenders\* are prohibited from dividing, assigning, pledging or creating any other security interest over any of the Beneficial Interest and the Asset Backed Loans without the prior written approval of the Trustee of the Second Trust.

(\*)The holders of the Beneficial Interest and the ABL Lenders are limited to specified investors (*tokutei toushika*) as defined under Paragraph 31 of Article 2 of the Financial Instruments and Exchange Act (Law no.25 of 1948 as amended).

**Clean-Up Call**

VWFS Japan as the Trustor of the First Trust has a right at its option to exercise a clean-up call to repurchase of all, but not part, of the outstanding Auto Loan Receivables from the Trustee of the First Trust on any Trust Calculation Date, the Discounted Principal Balance of all outstanding Auto Loan Receivables is expected to be less than ten percent (10%) of the Discounted Principal Balance of the Initial Auto Loan Receivables as of the Initial Cut-off Date after the distribution pursuant to Article 18.1 of the First Trust Agreement on the immediately following First Trust Payment Date.

**Pool Information**
**Pool Balance on Initial Cut-Off Date**

Status	Number of Contracts	Outstanding Discounted Principal Balance
Normal	30,757	64,171,706,472 JPY
Cancellation	0	0 JPY
Early Termination	0	0 JPY
Defaulted Receivables	0	0 JPY
Matured	0	0 JPY
Refinance Option	0	0 JPY
Repurchase	0	0 JPY
<b>Total</b>	<b>30,757</b>	<b>64,171,706,472 JPY</b>

**Pool Balance before entrustment of Additional Auto Loan Receivables**

Status	Number of Contracts on previous EoP	Outstanding Discounted Principal Balance on previous EoP	Number of Contracts "as Collections" during the relevant Monthly Period*	Outstanding Discounted Principal Balance "as Collections" during the relevant Monthly Period*	Number of Contracts EoP before entrustment of Additional Auto Loan Receivables	Outstanding Discounted Principal Balance EoP before entrustment of Additional Auto Loan Receivables
Normal	29,371	50,664,621,891 JPY	28,490	1,060,738,231 JPY	28,490	48,453,806,702 JPY
Cancellation	0	0 JPY	0	0 JPY	0	0 JPY
Early Termination	0	0 JPY	449	787,439,172 JPY	0	0 JPY
Defaulted Receivables	0	0 JPY	7	14,222,761 JPY	0	0 JPY
Matured	0	0 JPY	342	239,163,886 JPY	0	0 JPY
Refinance Option	0	0 JPY	83	109,251,139 JPY	0	0 JPY
Repurchase	0	0 JPY	0	0 JPY	0	0 JPY
<b>Total</b>	<b>29,371</b>	<b>50,664,621,891 JPY</b>	<b>29,371</b>	<b>2,210,815,189 JPY</b>	<b>28,490</b>	<b>48,453,806,702 JPY</b>

**Pool Balance after entrustment of Additional Auto Loan Receivables**

Status	Number of Contracts EoP before entrustment of Additional Auto Loan Receivables	Outstanding Discounted Principal Balance EoP before entrustment of Additional Auto Loan Receivables	Number of Contracts of Additional Auto Loan Receivables	Outstanding Discounted Principal Balance of Additional Auto Loan Receivables	Number of Contracts EoP after entrustment of Additional Auto Loan Receivables	Outstanding Discounted Principal Balance EoP after entrustment of Additional Auto Loan Receivables
Normal	28,490	48,453,806,702 JPY	0	0 JPY	28,490	48,453,806,702 JPY
Cancellation	0	0 JPY	0	0 JPY	0	0 JPY
Early Termination	0	0 JPY	0	0 JPY	0	0 JPY
Defaulted Receivables	0	0 JPY	0	0 JPY	0	0 JPY
Matured	0	0 JPY	0	0 JPY	0	0 JPY
Refinance Option	0	0 JPY	0	0 JPY	0	0 JPY
Repurchase	0	0 JPY	0	0 JPY	0	0 JPY
<b>Total</b>	<b>28,490</b>	<b>48,453,806,702 JPY</b>	<b>0</b>	<b>0 JPY</b>	<b>28,490</b>	<b>48,453,806,702 JPY</b>

**Limits on Eligibility Criteria**

Status Limits on Eligibility Criteria (v) (including Additional Entrustment)	Current Exposure in %	Limits in % of the aggregate Discounted Principal Balance of the Auto Loan Receivables outstanding	Status
(i) on Used Purchased Vehicle	22.35 %	35 %	-*
(ii) on Non-VW Vehicles	0.01 %	5 %	-*
(iii) on Balloon Payment	48.06 %	50 %	-*

(\*) not applicable since the Revolving Period ended

### Outstanding Balances

**Monthly Period:** from 2018/08/11 to 2018/09/10  
**Reporting Date:** 2018/09/18  
**Trust Calculation Date:** 2018/09/26

### Outstanding Balances

	Number of Contracts	Aggregate Amount of the Discounted Principal Balance	Aggregate Amount of the Nominal Balance
Balance on the previous EoP	29,371	50,664,621,891 JPY	52,382,571,400 JPY
Balance after counting on the Collections during the relevant Monthly Period	28,490	48,453,806,702 JPY	50,060,654,000 JPY
Balance of Additional Auto Loan Receivables	0	0 JPY	0 JPY
<b>Aggregate Amount of Auto Loan Receivables</b>	<b>28,490</b>	<b>48,453,806,702 JPY</b>	<b>50,060,654,000 JPY</b>

### Collections

	Number of Contracts	Aggregate Amount of the Discounted Principal Balance	Aggregate Amount of the Nominal Balance
Collections: Amortization of current contracts	28,490	1,060,738,231 JPY	1,149,013,800 JPY
Collections: Cancellation	0	0 JPY	0 JPY
Collections: Early Termination	449	787,439,172 JPY	788,370,771 JPY
Collections: Defaulted Receivables	7	14,222,761 JPY	14,274,928 JPY
Collections: Matured	342	239,163,886 JPY	239,535,600 JPY
Collections: Refinance Option	83	109,251,139 JPY	109,430,000 JPY
Collections: Repurchase	0	0 JPY	0 JPY
<b>Sum</b>	<b>29,371</b>	<b>2,210,815,189 JPY</b>	<b>2,300,625,099 JPY</b>

### Available Distribution Amount

	Number of Contracts	Aggregate Amount of the Nominal Balance
(a) the Collections for the Monthly Period with respect to such Trust Calculation Date	29,371	2,300,625,099 JPY
(b) drawings from the Cash Collateral Ledger in accordance with Article 18.3 of the First Trust Agreement	0	0 JPY
(c) net investment earnings from Eligible Investments	0	13,799 JPY
(d) net proceeds from the sale or disposal of the Trust Assets of the First Trust	0	0 JPY
(e) any amount which is carried over from the immediately preceding Trust Calculation Date	0	0 JPY
<b>Sum</b>	<b>29,371</b>	<b>2,300,638,898 JPY</b>



**Waterfall**

There is no distinction between principal and interest, and all collections go through a single priority of payments			
		Payment	Remaining Amount
Available Distribution Amount	plus	2,300,638,898 JPY	2,300,638,898 JPY
(a) an amount necessary for the payment of all taxes and public charges to be paid to the relevant public authority by the immediately following First Trust Payment Date.	less	0 JPY	2,300,638,898 JPY
(b) an amount necessary for the payment of all Fees for the Trustee of the First Trust to be paid to the Trustee of the First Trust by the immediately following First Trust Payment Date.	less	455,981 JPY	2,300,182,917 JPY
(c) an amount necessary for the payment of the Servicing Fee to be paid to the Servicer by the immediately following First Trust Payment Date.	less	45,598,159 JPY	2,254,584,758 JPY
(d) an amount necessary for the payment of the Trust Expenses of the First Trust as provided in Article 23.1 (including the Rating Fees, Costs of the Second Trust and those fees not otherwise covered by (b) or (c) above) to be paid to the relevant party by the immediately following First Trust Payment Date (including any amounts advanced by the Trustee of the First Trust pursuant to Article23.3)	less	471,425 JPY	2,254,113,333 JPY
(e) an amount necessary for the payment of overdue and unpaid interest on the Asset Backed Loans to the First Trust (if any) to be paid to the Trustee of the Second Trust by the immediately following First Trust Payment Date.	less	0 JPY	2,254,113,333 JPY
(f) an amount necessary for the payment to the Trustee of the Second Trust of interest on the Asset Backed Loan to the First Trust accruing during the relevant Interest Calculation Period	less	7,099,380 JPY	2,247,013,953 JPY
(g) an amount necessary to top up the balance thereof until it is equal to the Cash Collateral Ledger Target Balance	less	0 JPY	2,247,013,953 JPY
(h) (i) prior to the expiration of the Revolving Period: an amount necessary for the redemption of any Additional Senior Beneficial Interest;	less	1,956,571,442 JPY	290,442,511 JPY
(ii) following the expiration of the Revolving Period and prior to the occurrence of an Early Amortization Event, an amount necessary for the payment to the Trustee of the Second Trust of the Asset Backed Loan Principal Payment Amount for the relevant First Trust Payment Date.			
(iii) following the occurrence of the Early Amortization Event, an amount necessary for the payment to the Trustee of the Second Trust of the remaining principal balance of the Asset Backed Loan to the First Trust.			
(i) an amount necessary for the payment to the Trustee of the First Trust of any Indemnified Amounts which are not compensated by the Trustor of the First Trust	less	0 JPY	290,442,511 JPY
(j) an amount necessary for the payment to the Subordinated Beneficiary of the Subordinated Beneficial Principal Payment Amount for the relevant First Trust Payment Date.	less	254,243,747 JPY	36,198,764 JPY
(k) (i) prior to the expiration of the Revolving Period, then (x) if a transfer is made under (j) above, such remaining amount will be transferred to the Expenses Distribution Ledger for payment to the Subordinated Beneficiary as a payment of earnings on the Subordinated Beneficial Interest, and such payment shall be made on the First Trust Payment Date immediately following such Trust Calculation Date or (y) if no transfer is made under (j) above, such remaining amount will be carried forward to the next Trust Calculation Date.	less	36,198,764 JPY	0 JPY
(ii) following the expiration of the Revolving Period and prior to the occurrence of an Early Amortization Event, then such remaining amount will be transferred to the Expenses Distribution Ledger for payment to the Subordinated Beneficiary as a payment of earnings on the Subordinated Beneficial Interest, and such payment shall be made on the First Trust Payment Date immediately following such Trust Calculation Date.			
(iii) following the occurrence of an Early Amortization Event, the remaining amount in the Trust Collection Ledger will be carried forward to the next Trust Calculation Date.			

## Credit Enhancement

### Subordinated Principal Balance as of the relevant First Trust Payment Date

	Percentage of Aggregate Discounted Principal Balance	Value
(i) the aggregate amount of the Discounted Principal Balance of all Auto Loan Receivables outstanding		48,453,806,702 JPY
(ii) Asset Backed Loan Principal Balance on the relevant First Trust Payment Date		42,881,618,931 JPY
Overcollateralization ( = (i) - (ii) )	11.50 %	5,572,187,771 JPY
Trust Collection Ledger which is carried over from the immediately preceding Trust Calculation Date	0.00 %	0 JPY
The amount in the Cash Collateral Ledger	0.71 %	345,000,000 JPY
Subordinated Principal Balance	12.21 %	5,917,187,771 JPY

### Trust Management Account (TMA)

	in JPY	+/-	in JPY (previous)
<b>Initial Balance on Cash Entrustment Date</b>	<b>345,000,000 JPY</b>		
<b>Outstanding Balance on First Trust Payment Date</b>	<b>345,000,000 JPY</b>	<b>0 JPY</b>	<b>345,000,000 JPY</b>
(a) Expenses Distribution Ledger	0 JPY	0 JPY	0 JPY
(b) Trust Collection Ledger	0 JPY	0 JPY	0 JPY
(c) Cash Collateral Ledger	345,000,000 JPY	0 JPY	345,000,000 JPY
<b>Cash Collateral Ledger Target Balance</b>	<b>345,000,000 JPY</b>		

### Calculation of Credit Enhancement

Driver Japan six's Credit Enhancement consists of the items listed above in the Subordinated Principal Balance as of the relevant date of determination (immediately following the First Trust Payment Date). The result provides an absolute value, which will be applied to the (amortized) Aggregate Discounted Principal Balance as of the end of the relevant date.

The transaction has a Revolving Period of 12 months until February 2018.

Asset Backed Loan Overcollateralization Percentage is (i) prior to the expiration of the Revolving Period, 8.5%, and (ii) following the expiration of the Revolving Period, 11.5%; provided, in each case no Credit Enhancement Increase Condition shall be in effect. After a Level 1 Credit Enhancement Increase Condition in effect, 17% and after a Level 2 Credit Enhancement Increase Condition is in effect, 100%.

### Cumulative Gross Loss & Cumulative Repurchased Receivables

#### Cumulative Defaulted Receivables

	Number of Contracts	Write Offs
Beginning of Period	71	155,029,189 JPY
Defaulted Receivables	7	14,222,761 JPY
<b>End of Period</b>	<b>78</b>	<b>169,251,950 JPY</b>

#### Cumulative Gross Loss Ratio

The sum of the Discounted Principal Balance of all Auto Loan Receivables that have become Defaulted Receivables from the Initial Cut-off Date through to the end of Monthly Period immediately preceding the relevant Trust Calculation Date

169,251,950 JPY 0.19 %

The sum of (i) the aggregate Discounted Principal Balance of the Initial Auto Loan Receivables as of the Initial Cut-off Date and (ii) the aggregate Discounted Principal Balance as of the relevant Trust Calculation Date of all Additional Auto Loan Receivables (if any) entrusted on the Additional Entrustment Dates which fall six months prior to the relevant Trust Calculation Date.

90,684,064,608 JPY

#### Performance Triggers

Asset Backed Loan Overcollateralization Percentage was implemented to assure on a monthly basis that no cash is paid to lower steps in the waterfall unless there is sufficient Overcollateralization to support the transaction.

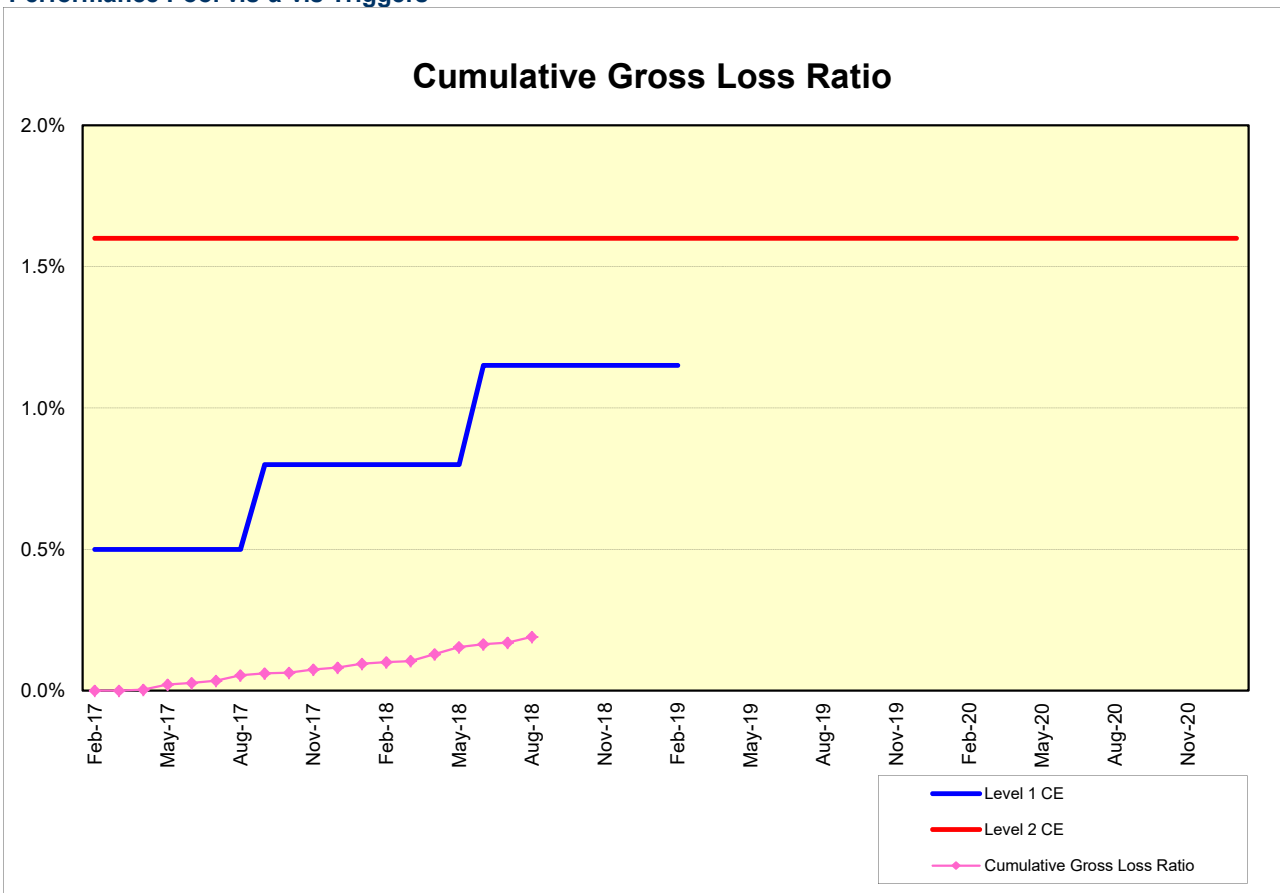
The performance trigger in form of a Credit Enhancement Increase Condition will be activated when the Cumulative Gross Loss Ratio exceeds the defined limits. In this case the Overcollateralization will be increased accordingly.

Levels	Credit Enhancement increase condition	Credit Enhancement increase condition in place?
Level 1 (i)	Cumulative Gross Loss Ratio exceeds 0.5% for any First Trust Payment Date on or prior to August 2017	no
Level 1 (ii)	Cumulative Gross Loss Ratio exceeds 0.8% for any First Trust Payment Date from September 2017 to May 2018	no
Level 1 (iii)	Cumulative Gross Loss Ratio exceeds 1.15% for any First Trust Payment Date from June 2018 to February 2019	no
Level 2	Cumulative Gross Loss Ratio exceeds 1.6% for any First Trust Payment Date	no

	Asset Backed Loan Overcollateralization Percentage
Prior to the expiration of the Revolving Period (No Credit Enhancement Increase Condition is in effect)	8.50 %
Following the expiration of Revolving Period (No Credit Enhancement Increase Condition is in effect)	11.50 %
After a Level 1 Credit Enhancement Increase Condition is in effect	17.00 %
After a Level 2 Credit Enhancement Increase Condition is in effect	100.00 %
<b>Current Asset Backed Loan Overcollateralization Percentage</b>	<b>11.50 %</b>

**Cumulative Gross Loss & Cumulative Repurchased Receivables**

**Performance Pool vis-a-vis Triggers**



**Cumulative Repurchased Receivables**

	Number of Contracts	Repurchase Price
Beginning of Period	0	0 JPY
Repurchased Receivables	0	0 JPY
<b>End of Period</b>	<b>0</b>	<b>0 JPY</b>

### Defaulted and Delinquent Contracts

#### Information of Delinquencies and Defaults

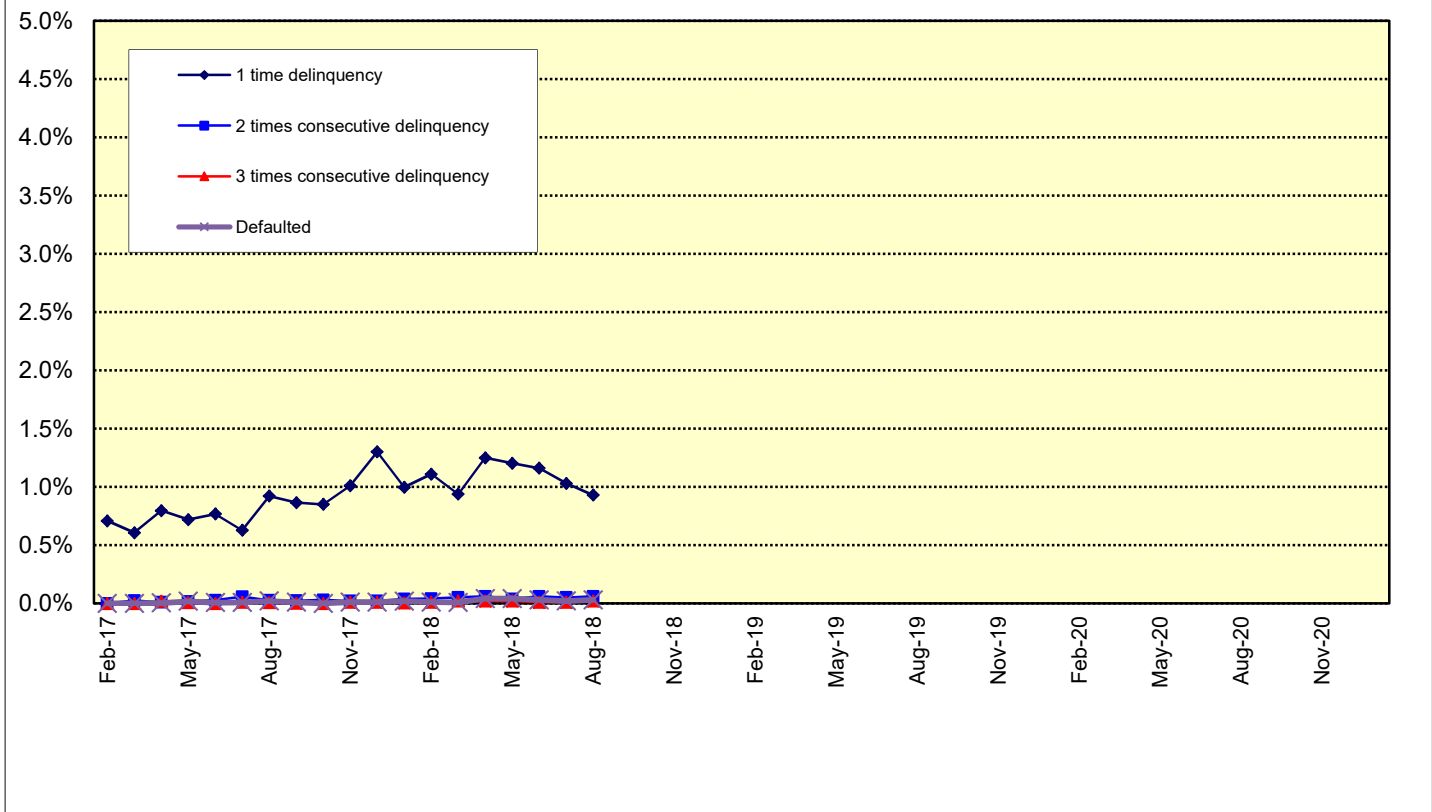
Current Reporting Period	Number of Contracts	Percentage of Contracts (*)	Outstanding Discounted Principal Balance	Percentage of Principal Balance (*)	Outstanding Nominal Balance	Percentage of Nominal Balance (*)
Delinquent	284	0.97 %	488,789,026 JPY	0.96 %	508,096,200 JPY	0.97 %
Default	7	0.02 %	14,222,761 JPY	0.03 %	14,274,928 JPY	0.03 %

(\*) Based on the previous EoP

#### Delinquency Profile (Information Purpose Only)

Days in Arrears	Number of Contracts	Percentage of Contracts	Outstanding Discounted Principal Balance	Percentage of Principal Balance	Outstanding Nominal Balance	Percentage of Nominal Balance
1	260	0.91 %	451,351,331 JPY	0.93 %	469,042,200 JPY	0.94 %
2	18	0.06 %	28,037,154 JPY	0.06 %	29,174,100 JPY	0.06 %
3	6	0.02 %	9,400,541 JPY	0.02 %	9,879,900 JPY	0.02 %
<b>Total</b>	<b>284</b>	<b>1.00 %</b>	<b>488,789,026 JPY</b>	<b>1.01 %</b>	<b>508,096,200 JPY</b>	<b>1.01 %</b>

### Delinquent / Defaulted (Gross Loss) Ratio



Run Out Schedule

ROS on the previous EoP on 2018/08/10

Next Payment Month	Number of Contracts	ABS Outstanding Principal	ABS Outstanding Interest	Outstanding Installment	ABS Remaining Principal	ABS Remaining Interest	ABS Remaining Installment
07.2018	29,371	50,664,621,891 JPY	1,717,949,509 JPY	52,382,571,400 JPY	0 JPY	0 JPY	0 JPY
08.2018	29,371	49,236,694,926 JPY	1,627,676,574 JPY	50,864,371,500 JPY	1,427,926,965 JPY	90,272,935 JPY	1,518,199,900 JPY
09.2018	28,945	47,699,758,070 JPY	1,539,979,130 JPY	49,239,737,200 JPY	1,536,936,856 JPY	87,697,444 JPY	1,624,634,300 JPY
10.2018	28,222	46,491,668,929 JPY	1,454,961,371 JPY	47,946,630,300 JPY	1,208,089,141 JPY	85,017,759 JPY	1,293,106,900 JPY
11.2018	27,821	45,214,237,077 JPY	1,372,137,923 JPY	46,586,375,000 JPY	1,277,431,852 JPY	82,823,448 JPY	1,360,255,300 JPY
12.2018	27,313	42,703,087,867 JPY	1,291,589,133 JPY	43,994,677,000 JPY	2,511,149,210 JPY	80,548,790 JPY	2,591,698,000 JPY
01.2019	26,519	41,109,767,364 JPY	1,215,556,936 JPY	42,325,324,300 JPY	1,593,320,503 JPY	76,032,197 JPY	1,669,352,700 JPY
02.2019	26,023	39,594,276,008 JPY	1,142,393,392 JPY	40,736,669,400 JPY	1,515,491,356 JPY	73,163,544 JPY	1,588,654,900 JPY
03.2019	25,320	37,614,604,732 JPY	1,071,894,068 JPY	38,886,498,800 JPY	1,979,671,276 JPY	70,499,324 JPY	2,050,170,600 JPY
04.2019	24,189	36,221,114,735 JPY	1,004,799,765 JPY	37,225,914,500 JPY	1,393,489,997 JPY	67,094,303 JPY	1,460,584,300 JPY
05.2019	23,675	34,691,281,563 JPY	940,081,437 JPY	35,631,363,000 JPY	1,529,833,172 JPY	64,718,328 JPY	1,594,551,500 JPY
06.2019	22,995	32,497,874,634 JPY	877,940,166 JPY	33,375,814,800 JPY	2,193,406,929 JPY	62,141,271 JPY	2,255,548,200 JPY
07.2019	22,107	30,564,448,279 JPY	819,467,221 JPY	31,383,915,500 JPY	1,933,426,355 JPY	58,472,945 JPY	1,991,899,300 JPY
08.2019	21,437	28,992,512,964 JPY	764,280,236 JPY	29,756,793,200 JPY	1,571,935,315 JPY	55,186,985 JPY	1,627,122,300 JPY
09.2019	20,732	27,058,700,136 JPY	711,645,564 JPY	27,770,345,700 JPY	1,933,812,828 JPY	52,634,672 JPY	1,986,447,500 JPY
10.2019	19,686	25,643,741,787 JPY	661,984,213 JPY	26,305,726,000 JPY	1,414,958,349 JPY	49,661,351 JPY	1,464,619,700 JPY
11.2019	18,984	23,881,407,655 JPY	614,625,045 JPY	24,496,032,700 JPY	1,762,334,132 JPY	47,359,168 JPY	1,809,693,300 JPY
12.2019	18,057	22,227,607,419 JPY	569,944,781 JPY	22,797,552,200 JPY	1,653,800,236 JPY	44,680,264 JPY	1,698,480,500 JPY
01.2020	17,546	21,121,908,518 JPY	528,197,082 JPY	21,650,105,600 JPY	1,105,698,901 JPY	41,747,699 JPY	1,147,446,600 JPY
02.2020	17,137	20,079,651,821 JPY	488,423,279 JPY	20,568,075,100 JPY	1,042,256,697 JPY	39,773,803 JPY	1,082,030,500 JPY
03.2020	16,563	18,823,790,146 JPY	450,465,554 JPY	19,274,255,700 JPY	1,255,861,675 JPY	37,957,725 JPY	1,293,819,400 JPY
04.2020	15,778	18,049,563,157 JPY	414,575,443 JPY	18,464,138,600 JPY	774,226,989 JPY	35,890,111 JPY	810,117,100 JPY
05.2020	15,496	17,233,091,060 JPY	380,094,140 JPY	17,613,185,200 JPY	816,472,097 JPY	34,481,303 JPY	850,953,400 JPY
06.2020	15,101	16,157,369,980 JPY	347,075,920 JPY	16,504,445,900 JPY	1,075,721,080 JPY	33,018,220 JPY	1,108,739,300 JPY
07.2020	14,666	15,187,130,464 JPY	316,037,736 JPY	15,503,168,200 JPY	970,239,516 JPY	31,038,184 JPY	1,001,277,700 JPY
08.2020	14,353	14,383,549,139 JPY	286,864,861 JPY	14,670,414,000 JPY	803,581,325 JPY	29,172,875 JPY	832,754,200 JPY
09.2020	13,952	13,648,593,945 JPY	259,181,855 JPY	13,907,775,800 JPY	734,955,194 JPY	27,683,006 JPY	762,638,200 JPY
10.2020	13,492	13,067,833,321 JPY	232,890,079 JPY	13,300,723,400 JPY	580,760,624 JPY	26,291,776 JPY	607,052,400 JPY
11.2020	13,220	12,490,788,387 JPY	207,753,013 JPY	12,698,541,400 JPY	577,044,934 JPY	25,137,066 JPY	602,182,000 JPY
12.2020	12,905	11,488,280,015 JPY	183,766,885 JPY	11,672,046,900 JPY	1,002,508,372 JPY	23,986,128 JPY	1,026,494,500 JPY
01.2021	12,499	10,697,791,440 JPY	161,785,960 JPY	10,859,577,400 JPY	790,488,575 JPY	21,980,925 JPY	812,469,500 JPY
02.2021	11,985	9,857,442,205 JPY	141,310,595 JPY	9,998,752,800 JPY	840,349,235 JPY	20,475,365 JPY	860,824,600 JPY
03.2021	11,210	8,882,481,737 JPY	122,422,563 JPY	9,004,904,300 JPY	974,960,468 JPY	18,888,032 JPY	993,848,500 JPY
04.2021	10,117	8,296,921,802 JPY	105,345,598 JPY	8,402,267,400 JPY	585,559,935 JPY	17,076,965 JPY	602,636,900 JPY
05.2021	9,579	7,642,570,006 JPY	89,435,994 JPY	7,732,006,000 JPY	654,351,796 JPY	15,909,604 JPY	670,261,400 JPY
06.2021	8,853	6,828,565,655 JPY	74,805,245 JPY	6,903,370,900 JPY	814,004,351 JPY	14,630,749 JPY	828,635,100 JPY
07.2021	8,073	5,927,462,663 JPY	61,814,637 JPY	5,989,277,300 JPY	901,102,992 JPY	12,990,608 JPY	914,093,600 JPY
08.2021	7,273	5,134,263,131 JPY	50,559,269 JPY	5,184,822,400 JPY	793,199,532 JPY	11,255,368 JPY	804,454,900 JPY
09.2021	6,358	4,130,862,719 JPY	40,755,381 JPY	4,171,618,100 JPY	1,003,400,412 JPY	9,803,888 JPY	1,013,204,300 JPY
10.2021	5,146	3,474,293,556 JPY	32,836,344 JPY	3,507,129,900 JPY	656,569,163 JPY	7,919,037 JPY	664,488,200 JPY
11.2021	4,382	2,656,553,887 JPY	26,137,513 JPY	2,682,691,400 JPY	817,739,669 JPY	6,698,831 JPY	824,438,500 JPY
12.2021	3,368	2,207,923,589 JPY	20,919,411 JPY	2,228,843,000 JPY	448,630,298 JPY	5,218,102 JPY	453,848,400 JPY
01.2022	3,011	1,883,363,849 JPY	16,568,851 JPY	1,899,932,700 JPY	324,559,740 JPY	4,350,560 JPY	328,910,300 JPY
02.2022	2,699	1,555,359,081 JPY	12,856,019 JPY	1,568,215,100 JPY	328,004,768 JPY	3,712,832 JPY	331,717,600 JPY
03.2022	2,326	1,120,172,975 JPY	9,777,325 JPY	1,129,950,300 JPY	435,186,106 JPY	3,078,694 JPY	438,264,800 JPY
04.2022	1,740	925,604,510 JPY	7,485,490 JPY	933,090,000 JPY	194,568,465 JPY	2,291,835 JPY	196,860,300 JPY
05.2022	1,484	722,585,904 JPY	5,569,796 JPY	728,155,700 JPY	203,018,606 JPY	1,915,694 JPY	204,934,300 JPY
06.2022	1,192	509,437,509 JPY	4,031,591 JPY	513,469,100 JPY	213,148,395 JPY	1,538,205 JPY	214,686,600 JPY
07.2022	895	367,092,489 JPY	2,903,011 JPY	369,995,500 JPY	142,345,020 JPY	1,128,580 JPY	143,473,600 JPY
08.2022	715	266,942,003 JPY	2,070,197 JPY	269,012,200 JPY	100,150,486 JPY	832,814 JPY	100,983,300 JPY
09.2022	520	152,875,071 JPY	1,443,729 JPY	154,318,800 JPY	114,066,932 JPY	626,468 JPY	114,693,400 JPY
10.2022	332	85,627,949 JPY	1,056,551 JPY	86,684,500 JPY	67,247,122 JPY	387,178 JPY	67,634,300 JPY
11.2022	234	53,128,024 JPY	825,676 JPY	53,953,700 JPY	32,499,925 JPY	230,875 JPY	32,730,800 JPY
12.2022	175	41,023,743 JPY	667,457 JPY	41,691,200 JPY	12,104,281 JPY	158,219 JPY	12,262,500 JPY
01.2023	149	33,138,861 JPY	544,539 JPY	33,683,400 JPY	7,884,882 JPY	122,918 JPY	8,007,800 JPY
02.2023	135	27,797,756 JPY	444,544 JPY	28,242,300 JPY	5,341,105 JPY	99,995 JPY	5,441,100 JPY
03.2023	116	23,219,963 JPY	360,137 JPY	23,580,100 JPY	4,577,793 JPY	84,407 JPY	4,662,200 JPY
04.2023	94	19,407,453 JPY	289,147 JPY	19,696,600 JPY	3,812,510 JPY	70,990 JPY	3,883,500 JPY
05.2023	84	15,947,242 JPY	229,558 JPY	16,176,800 JPY	3,460,211 JPY	59,589 JPY	3,519,800 JPY
06.2023	65	12,573,969 JPY	180,331 JPY	12,754,300 JPY	3,373,273 JPY	49,227 JPY	3,422,500 JPY
07.2023	49	9,377,445 JPY	140,955 JPY	9,518,400 JPY	3,196,524 JPY	39,376 JPY	3,235,900 JPY
08.2023	43	7,133,596 JPY	111,404 JPY	7,245,000 JPY	2,243,849 JPY	29,551 JPY	2,273,400 JPY
09.2023	36	5,654,553 JPY	88,847 JPY	5,743,400 JPY	1,479,043 JPY	22,557 JPY	1,501,600 JPY
10.2023	23	4,697,022 JPY	70,878 JPY	4,767,900 JPY	957,531 JPY	17,969 JPY	975,500 JPY
11.2023	13	4,166,883 JPY	55,917 JPY	4,222,800 JPY	530,139 JPY	14,961 JPY	545,100 JPY
12.2023	12	2,868,255 JPY	42,645 JPY	2,910,900 JPY	1,298,628 JPY	13,272 JPY	1,311,900 JPY
01.2024	10	2,314,191 JPY	33,509 JPY	2,347,700 JPY	554,064 JPY	9,136 JPY	563,200 JPY
02.2024	9	1,952,261 JPY	26,139 JPY	1,978,400 JPY	361,930 JPY	7,370 JPY	369,300 JPY
03.2024	7	1,670,980 JPY	19,920 JPY	1,690,900 JPY	281,281 JPY	6,219 JPY	287,500 JPY
04.2024	6	1,442,602 JPY	14,598 JPY	1,457,200 JPY	228,378 JPY	5,322 JPY	233,700 JPY
05.2024	5	1,264,097 JPY	10,003 JPY	1,274,100 JPY	178,505 JPY	4,595 JPY	183,100 JPY
06.2024	5	1,085,024 JPY	5,976 JPY	1,091,000 JPY	179,073 JPY	4,027 JPY	183,100 JPY
07.2024	5	415,380 JPY	2,520 JPY	417,900 JPY	669,644 JPY	3,456 JPY	673,100 JPY
08.2024	4	263,803 JPY	1,197 JPY	265,000 JPY	151,577 JPY	1,323 JPY	152,900 JPY
09.2024	4	111,744 JPY	356 JPY	112,100 JPY	152,059 JPY	841 JPY	152,900 JPY
10.2024	3	0 JPY	0 JPY	0 JPY	111,744 JPY	356 JPY	112,100 JPY

**Run Out Schedule**

**ROS on the relevant EoP on 2018/09/10**

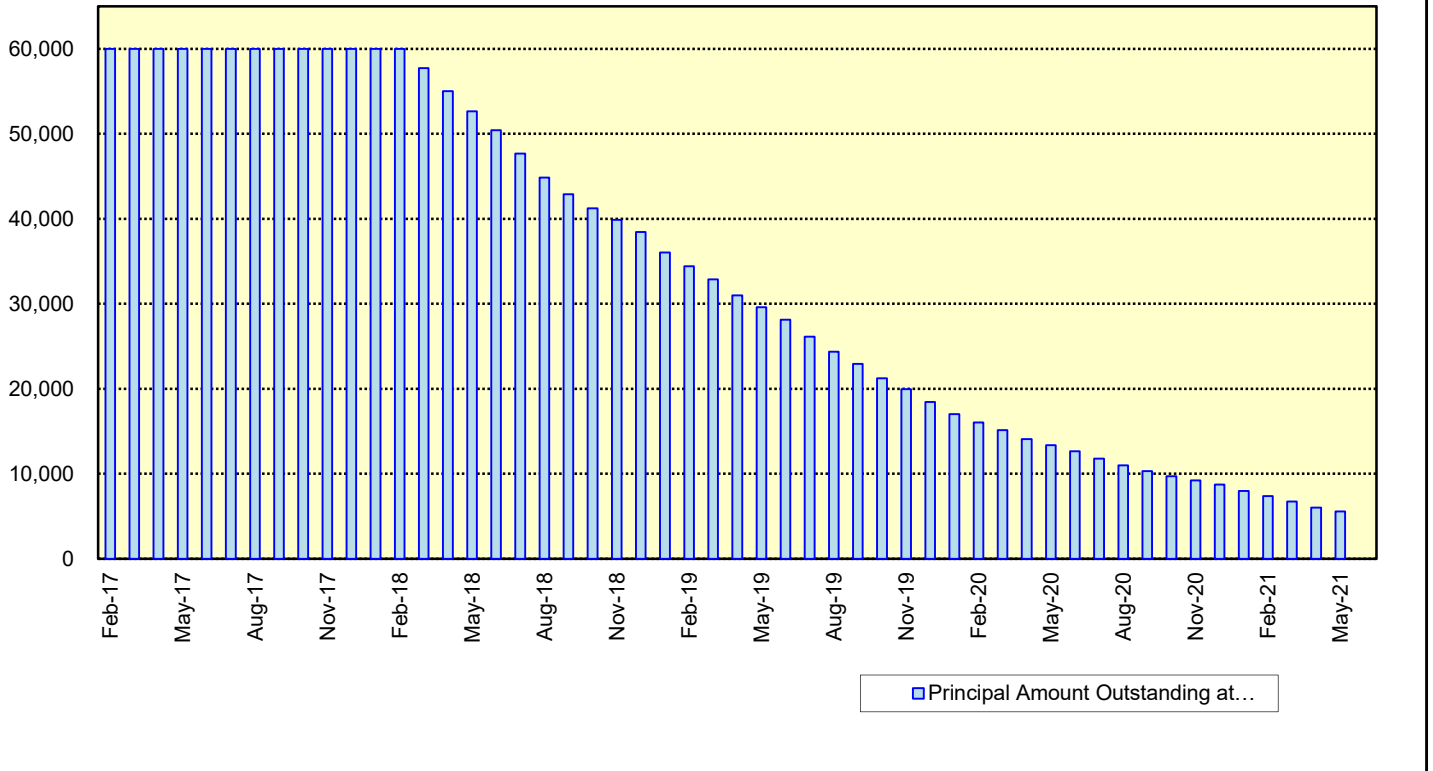
Next Payment Month	Number of Contracts	ABS Outstanding Principal	ABS Outstanding Interest	Outstanding Installment	ABS Remaining Principal	ABS Remaining Interest	ABS Remaining Installment
08.2018	28,490	48,453,806,702 JPY	1,606,847,298 JPY	50,060,654,000 JPY	0 JPY	0 JPY	0 JPY
09.2018	28,490	46,983,206,993 JPY	1,520,560,207 JPY	48,503,767,200 JPY	1,470,599,709 JPY	86,287,091 JPY	1,556,886,800 JPY
10.2018	27,811	45,802,868,668 JPY	1,436,848,532 JPY	47,239,717,200 JPY	1,180,338,325 JPY	83,711,675 JPY	1,264,050,000 JPY
11.2018	27,425	44,561,798,367 JPY	1,355,279,633 JPY	45,917,078,000 JPY	1,241,070,301 JPY	81,568,899 JPY	1,322,639,200 JPY
12.2018	26,936	42,100,749,576 JPY	1,275,924,624 JPY	43,376,674,200 JPY	2,461,048,791 JPY	79,355,009 JPY	2,540,403,800 JPY
01.2019	26,165	40,540,015,993 JPY	1,200,997,207 JPY	41,741,013,200 JPY	1,560,733,583 JPY	74,927,417 JPY	1,635,661,000 JPY
02.2019	25,682	39,056,359,468 JPY	1,128,871,432 JPY	40,185,230,900 JPY	1,483,656,525 JPY	72,125,775 JPY	1,555,782,300 JPY
03.2019	24,995	37,126,266,723 JPY	1,059,350,277 JPY	38,185,617,000 JPY	1,930,092,745 JPY	69,521,155 JPY	1,999,613,900 JPY
04.2019	23,886	35,752,533,647 JPY	993,148,253 JPY	36,745,681,900 JPY	1,373,733,076 JPY	66,202,024 JPY	1,439,935,100 JPY
05.2019	23,381	34,254,753,672 JPY	929,285,928 JPY	35,184,039,600 JPY	1,497,779,975 JPY	63,862,325 JPY	1,561,642,300 JPY
06.2019	22,719	32,095,817,435 JPY	867,947,065 JPY	32,963,764,500 JPY	2,158,936,237 JPY	61,338,863 JPY	2,220,275,100 JPY
07.2019	21,844	30,196,905,235 JPY	810,219,165 JPY	31,007,124,400 JPY	1,898,912,200 JPY	57,727,900 JPY	1,956,640,100 JPY
08.2019	21,190	28,658,545,766 JPY	755,719,634 JPY	29,414,265,400 JPY	1,538,359,469 JPY	54,499,531 JPY	1,592,859,000 JPY
09.2019	20,501	26,753,672,467 JPY	703,718,833 JPY	27,457,391,300 JPY	1,904,873,299 JPY	52,000,801 JPY	1,956,874,100 JPY
10.2019	19,464	25,357,073,135 JPY	654,650,265 JPY	26,011,723,400 JPY	1,396,599,332 JPY	49,068,568 JPY	1,445,667,900 JPY
11.2019	18,774	23,619,766,757 JPY	607,855,543 JPY	24,227,622,300 JPY	1,737,306,378 JPY	46,794,722 JPY	1,784,101,100 JPY
12.2019	17,864	21,984,217,484 JPY	563,698,316 JPY	22,547,915,800 JPY	1,635,549,273 JPY	44,157,227 JPY	1,679,706,500 JPY
01.2020	17,358	20,890,408,529 JPY	522,435,371 JPY	21,412,843,900 JPY	1,093,808,955 JPY	41,262,945 JPY	1,135,071,900 JPY
02.2020	16,950	19,856,126,411 JPY	483,120,689 JPY	20,339,247,100 JPY	1,034,282,118 JPY	39,314,682 JPY	1,073,595,800 JPY
03.2020	16,378	18,616,348,976 JPY	445,605,224 JPY	19,061,954,200 JPY	1,239,777,435 JPY	37,515,465 JPY	1,277,292,900 JPY
04.2020	15,601	17,851,176,485 JPY	410,130,115 JPY	18,261,306,600 JPY	765,172,491 JPY	35,475,109 JPY	800,647,600 JPY
05.2020	15,323	17,040,811,561 JPY	376,046,439 JPY	17,416,858,000 JPY	810,364,924 JPY	34,083,676 JPY	844,448,600 JPY
06.2020	14,929	15,978,407,896 JPY	343,412,804 JPY	16,321,820,700 JPY	1,062,403,665 JPY	32,633,635 JPY	1,095,037,300 JPY
07.2020	14,497	15,024,111,500 JPY	312,734,000 JPY	15,336,845,500 JPY	954,296,396 JPY	30,678,804 JPY	984,975,200 JPY
08.2020	14,193	14,231,653,364 JPY	283,889,636 JPY	14,515,543,000 JPY	792,458,136 JPY	28,844,364 JPY	821,302,500 JPY
09.2020	13,801	13,504,744,501 JPY	256,512,599 JPY	13,761,257,100 JPY	726,908,863 JPY	27,377,037 JPY	754,285,900 JPY
10.2020	13,351	12,932,766,776 JPY	230,508,624 JPY	13,163,275,400 JPY	571,977,725 JPY	26,003,975 JPY	597,981,700 JPY
11.2020	13,082	12,362,154,164 JPY	205,642,136 JPY	12,567,796,300 JPY	570,612,612 JPY	24,866,488 JPY	595,479,100 JPY
12.2020	12,774	11,371,354,699 JPY	181,912,401 JPY	11,553,267,100 JPY	990,799,465 JPY	23,729,735 JPY	1,014,529,200 JPY
01.2021	12,374	10,589,776,960 JPY	160,163,340 JPY	10,749,940,300 JPY	781,577,739 JPY	21,749,061 JPY	803,326,800 JPY
02.2021	11,864	9,760,405,744 JPY	139,902,656 JPY	9,900,308,400 JPY	829,371,216 JPY	20,260,684 JPY	849,631,900 JPY
03.2021	11,101	8,794,669,430 JPY	121,208,470 JPY	8,915,877,900 JPY	965,736,314 JPY	18,694,186 JPY	984,430,500 JPY
04.2021	10,015	8,215,306,011 JPY	104,304,589 JPY	8,319,610,600 JPY	579,363,419 JPY	16,903,881 JPY	596,267,300 JPY
05.2021	9,483	7,566,652,658 JPY	88,556,942 JPY	7,655,209,600 JPY	648,653,353 JPY	15,747,647 JPY	664,401,000 JPY
06.2021	8,763	6,764,199,786 JPY	74,076,814 JPY	6,838,276,600 JPY	802,452,872 JPY	14,480,128 JPY	816,933,000 JPY
07.2021	7,995	5,875,409,852 JPY	61,213,848 JPY	5,936,623,700 JPY	888,789,934 JPY	12,862,966 JPY	901,652,900 JPY
08.2021	7,209	5,089,192,413 JPY	50,062,287 JPY	5,139,254,700 JPY	786,217,439 JPY	11,151,561 JPY	797,369,000 JPY
09.2021	6,307	4,092,806,628 JPY	40,349,672 JPY	4,133,156,300 JPY	996,385,785 JPY	9,712,615 JPY	1,006,098,400 JPY
10.2021	5,102	3,440,887,094 JPY	32,508,606 JPY	3,473,395,700 JPY	651,919,534 JPY	7,841,066 JPY	659,760,600 JPY
11.2021	4,343	2,631,097,683 JPY	25,876,617 JPY	2,656,974,300 JPY	809,789,411 JPY	6,631,989 JPY	816,421,400 JPY
12.2021	3,340	2,187,076,831 JPY	20,709,169 JPY	2,207,786,000 JPY	444,020,852 JPY	5,167,448 JPY	449,188,300 JPY
01.2022	2,987	1,865,521,071 JPY	16,400,629 JPY	1,881,921,700 JPY	321,555,760 JPY	4,308,540 JPY	325,864,300 JPY
02.2022	2,676	1,539,368,787 JPY	12,723,413 JPY	1,552,092,200 JPY	326,152,284 JPY	3,677,216 JPY	329,829,500 JPY
03.2022	2,304	1,107,565,043 JPY	9,676,657 JPY	1,117,241,700 JPY	431,803,744 JPY	3,046,756 JPY	434,850,500 JPY
04.2022	1,723	913,895,170 JPY	7,410,530 JPY	921,305,700 JPY	193,669,873 JPY	2,266,127 JPY	195,936,000 JPY
05.2022	1,470	713,394,555 JPY	5,518,445 JPY	718,913,000 JPY	200,500,615 JPY	1,892,085 JPY	202,392,700 JPY
06.2022	1,181	504,281,964 JPY	3,998,936 JPY	508,280,900 JPY	209,112,591 JPY	1,519,509 JPY	210,632,100 JPY
07.2022	886	364,356,834 JPY	2,882,266 JPY	367,239,100 JPY	139,925,130 JPY	1,116,670 JPY	141,041,800 JPY
08.2022	709	264,499,654 JPY	2,055,346 JPY	266,555,000 JPY	99,857,180 JPY	826,920 JPY	100,684,100 JPY
09.2022	514	150,726,749 JPY	1,434,051 JPY	152,160,800 JPY	113,772,905 JPY	621,295 JPY	114,394,200 JPY
10.2022	328	85,155,076 JPY	1,051,324 JPY	86,206,400 JPY	65,571,673 JPY	382,727 JPY	65,954,400 JPY
11.2022	231	52,833,586 JPY	821,914 JPY	53,655,500 JPY	32,321,490 JPY	229,410 JPY	32,550,900 JPY
12.2022	174	40,770,967 JPY	664,633 JPY	41,435,600 JPY	12,062,619 JPY	157,281 JPY	12,219,900 JPY
01.2023	148	32,927,880 JPY	542,520 JPY	33,470,400 JPY	7,843,087 JPY	122,113 JPY	7,965,200 JPY
02.2023	134	27,628,703 JPY	443,197 JPY	28,071,900 JPY	5,299,177 JPY	99,323 JPY	5,398,500 JPY
03.2023	115	23,092,972 JPY	359,328 JPY	23,452,300 JPY	4,535,731 JPY	83,869 JPY	4,619,600 JPY
04.2023	93	19,322,658 JPY	288,742 JPY	19,611,400 JPY	3,770,314 JPY	70,586 JPY	3,840,900 JPY
05.2023	83	15,904,777 JPY	229,423 JPY	16,134,200 JPY	3,417,881 JPY	59,319 JPY	3,477,200 JPY
06.2023	64	12,573,969 JPY	180,331 JPY	12,754,300 JPY	3,330,808 JPY	49,092 JPY	3,379,900 JPY
07.2023	49	9,377,445 JPY	140,955 JPY	9,518,400 JPY	3,196,524 JPY	39,376 JPY	3,235,900 JPY
08.2023	43	7,133,596 JPY	111,404 JPY	7,245,000 JPY	2,243,849 JPY	29,551 JPY	2,273,400 JPY
09.2023	36	5,654,553 JPY	88,847 JPY	5,743,400 JPY	1,479,043 JPY	22,557 JPY	1,501,600 JPY
10.2023	23	4,697,022 JPY	70,878 JPY	4,767,900 JPY	957,531 JPY	17,969 JPY	975,500 JPY
11.2023	13	4,166,883 JPY	55,917 JPY	4,222,800 JPY	530,139 JPY	14,961 JPY	545,100 JPY
12.2023	12	2,868,255 JPY	42,645 JPY	2,910,900 JPY	1,298,628 JPY	13,272 JPY	1,311,900 JPY
01.2024	10	2,314,191 JPY	33,509 JPY	2,347,700 JPY	554,064 JPY	9,136 JPY	563,200 JPY
02.2024	9	1,952,261 JPY	26,139 JPY	1,978,400 JPY	361,930 JPY	7,370 JPY	369,300 JPY
03.2024	7	1,670,980 JPY	19,920 JPY	1,690,900 JPY	281,281 JPY	6,219 JPY	287,500 JPY
04.2024	6	1,442,602 JPY	14,598 JPY	1,457,200 JPY	228,378 JPY	5,322 JPY	233,700 JPY
05.2024	5	1,264,097 JPY	10,003 JPY	1,274,100 JPY	178,505 JPY	4,595 JPY	183,100 JPY
06.2024	5	1,085,024 JPY	5,976 JPY	1,091,000 JPY	179,073 JPY	4,027 JPY	183,100 JPY
07.2024	5	415,380 JPY	2,520 JPY	417,900 JPY	669,644 JPY	3,456 JPY	673,100 JPY
08.2024	4	263,803 JPY	1,197 JPY	265,000 JPY	151,577 JPY	1,323 JPY	152,900 JPY
09.2024	4	111,744 JPY	356 JPY	112,100 JPY	152,059 JPY	841 JPY	152,900 JPY
10.2024	3	0 JPY	0 JPY	0 JPY	111,744 JPY	356 JPY	112,100 JPY

**Expected Amortisation**

**Expected Amortization to the Second Trust**

JPY mil.

Assuming a Clean-Up Call at 10% of the Initial Outstanding Balance, annual prepayments of 10% and 0% defaults.





**Distribution by Sub-Servicer**

Sub-Servicer	Number of Loans	Percentage of Loans	Outstanding Principal Balance	Percentage of Balance
Cedyna	16,714	58.67 %	28,964,700,998 JPY	59.78 %
Jaccs	11,776	41.33 %	19,489,105,704 JPY	40.22 %
<b>Total</b>	<b>28,490</b>	<b>100.00 %</b>	<b>48,453,806,702 JPY</b>	<b>100.00 %</b>

**Distribution by Brand**

Make	Number of Loans	Percentage of Loans	Outstanding Discounted Principal Balance	Percentage of Balance
VW	18,276	64.15 %	26,338,367,739 JPY	54.36 %
Audi	10,189	35.76 %	22,046,765,996 JPY	45.50 %
Bentley	13	0.05 %	56,364,839 JPY	0.12 %
Lamborghini	2	0.01 %	6,057,058 JPY	0.01 %
Other	10	0.04 %	6,251,070 JPY	0.01 %
<b>Total</b>	<b>28,490</b>	<b>100.00 %</b>	<b>48,453,806,702 JPY</b>	<b>100.00 %</b>

**Distribution by New and Used**
**Distribution by New and Used**

New or Used	Number of Loans	Percentage of Loans	Outstanding Discounted Principal Balance	Percentage of Balance
New	19,013	66.74 %	37,625,079,683 JPY	77.65 %
Used	7,922	27.81 %	10,202,195,299 JPY	21.06 %
Used (Prolonged)	1,555	5.46 %	626,531,720 JPY	1.29 %
<b>Total</b>	<b>28,490</b>	<b>100.00 %</b>	<b>48,453,806,702 JPY</b>	<b>100.00 %</b>

**Distribution by Brand New and Used**

New or Used	Number of Loans	Percentage of Loans	Outstanding Discounted Principal Balance	Percentage of Balance
VW New	12,857	45.13 %	21,756,607,970 JPY	44.90 %
VW Used	4,300	15.09 %	4,277,965,196 JPY	8.83 %
VW Used (Prolonged)	1,119	3.93 %	303,794,573 JPY	0.63 %
Audi New	6,146	21.57 %	15,830,727,298 JPY	32.67 %
Audi Used	3,607	12.66 %	5,893,301,551 JPY	12.16 %
Audi Used (Prolonged)	436	1.53 %	322,737,147 JPY	0.67 %
Other	25	0.09 %	68,672,967 JPY	0.14 %
<b>Total</b>	<b>28,490</b>	<b>100.00 %</b>	<b>48,453,806,702 JPY</b>	<b>100.00 %</b>

## Distribution by Product Type

### Loan Type List

Loan Type	Description
100	Volkswagen Owner's Plan
100	Audi Owner's Plan
100	Lamborghini Auto Loan
100	Bentley Auto Loan
101	Twin Loan
105	Refinanced Volkswagen Solutions
106	Refinanced Volkswagen Das Welt Auto with refinance option *
106	Refinanced Audi S-Loan/ S-Loan Plus
106	Refinanced Lamborghini Hyper Premium Plan
106	Refinanced Bentley My Flying B
140	Volkswagen Solutions
150	Volkswagen Das Welt Auto with refinance option **
150	Audi S-Loan
150	Lamborghini Hyper Premium Plan
150	Bentley My Flying B
151	Audi S-Loan Plus

(\*) The name was changed from "Refinanced Volkswagen GUC with refinance option" effective from 1 February 2012.

No other changes were made to auto loan agreements.

(\*\*) The name was changed from "Volkswagen GUC with refinance option" effective from 1 February 2012.

No other changes were made to auto loan agreements.

### Product Type

Loan Type	Number of Loans	Percentage of Loans	Outstanding Discounted Principal Balance	Percentage of Balance
100	4,079	14.32 %	4,419,162,101 JPY	9.12 %
101	0	0.00 %	0 JPY	0.00 %
105	1,090	3.83 %	299,187,335 JPY	0.62 %
106	465	1.63 %	327,344,385 JPY	0.68 %
140-VFJ	1,860	6.53 %	3,133,512,766 JPY	6.47 %
140-Dealer	10,025	35.19 %	17,542,803,314 JPY	36.21 %
150	10,465	36.73 %	21,435,175,810 JPY	44.24 %
151	506	1.78 %	1,296,620,991 JPY	2.68 %
<b>Total</b>	<b>28,490</b>	<b>100.00 %</b>	<b>48,453,806,702 JPY</b>	<b>100.00 %</b>

### Credit Type

Credit Type	Number of Loans	Percentage of Loans	Outstanding Discounted Principal Balance	Percentage of Balance
Balloon Type Loan	22,856	80.22 %	43,408,112,881 JPY	89.59 %
Equal Instalment Type Loan	5,634	19.78 %	5,045,693,821 JPY	10.41 %
<b>Total</b>	<b>28,490</b>	<b>100.00 %</b>	<b>48,453,806,702 JPY</b>	<b>100.00 %</b>

**Distribution by RV**

Loan Type	Number of Loans	Percentage of Balance	Outstanding Discounted Principal Balance
100/101/105/106	5,634	10.41 %	5,045,693,821 JPY
140-VFJ (excl. balloon)		3.37 %	1,632,751,981 JPY
140-VFJ (balloon)		3.10 %	1,500,760,785 JPY
140-VFJ	1,860	6.47 %	3,133,512,766 JPY
140-Dealer (excl. balloon)		18.81 %	9,112,394,141 JPY
140-Dealer (balloon)		17.40 %	8,430,409,173 JPY
140-Dealer	10,025	36.21 %	17,542,803,314 JPY
150 (excl. balloon)		18.69 %	9,054,561,261 JPY
150 (balloon)		25.55 %	12,380,614,549 JPY
150	10,465	44.24 %	21,435,175,810 JPY
151 (excl. balloon)		0.66 %	321,277,075 JPY
151 (balloon)		2.01 %	975,343,916 JPY
151	506	2.68 %	1,296,620,991 JPY
<b>Total</b>	<b>28,490</b>	<b>100.00 %</b>	<b>48,453,806,702 JPY</b>

Type of Payment Portion	Percentage of Balance	Outstanding Discounted Principal Balance
Monthly Installment Portion	51.94 %	25,166,678,279 JPY
Balloon Portion	48.06 %	23,287,128,423 JPY
<b>Total</b>	<b>100.00 %</b>	<b>48,453,806,702 JPY</b>

**Distribution by Brand New and Used**
**Audi**

New or Used	Number of Loans	Percentage of Loans	Outstanding Discounted Principal Balance	Percentage of Balance
New	6,146	60.32 %	15,830,727,298 JPY	71.81 %
Used	4,043	39.68 %	6,216,038,698 JPY	28.19 %
<b>Total</b>	<b>10,189</b>	<b>100.00 %</b>	<b>22,046,765,996 JPY</b>	<b>100.00 %</b>

**Bentley**

New or Used	Number of Loans	Percentage of Loans	Outstanding Discounted Principal Balance	Percentage of Balance
New	8	61.54 %	31,687,357 JPY	56.22 %
Used	5	38.46 %	24,677,482 JPY	43.78 %
<b>Total</b>	<b>13</b>	<b>100.00 %</b>	<b>56,364,839 JPY</b>	<b>100.00 %</b>

**Lamborghini**

New or Used	Number of Loans	Percentage of Loans	Outstanding Discounted Principal Balance	Percentage of Balance
New	2	100.00 %	6,057,058 JPY	100.00 %
Used	0	0.00 %	0 JPY	0.00 %
<b>Total</b>	<b>2</b>	<b>100.00 %</b>	<b>6,057,058 JPY</b>	<b>100.00 %</b>

**VW**

New or Used	Number of Loans	Percentage of Loans	Outstanding Discounted Principal Balance	Percentage of Balance
New	12,857	70.35 %	21,756,607,970 JPY	82.60 %
Used	5,419	29.65 %	4,581,759,769 JPY	17.40 %
<b>Total</b>	<b>18,276</b>	<b>100.00 %</b>	<b>26,338,367,739 JPY</b>	<b>100.00 %</b>

**OTHER**

New or Used	Number of Loans	Percentage of Loans	Outstanding Discounted Principal Balance	Percentage of Balance
New	0	0.00 %	0 JPY	0.00 %
Used	10	100.00 %	6,251,070 JPY	100.00 %
<b>Total</b>	<b>10</b>	<b>100.00 %</b>	<b>6,251,070 JPY</b>	<b>100.00 %</b>

**Distribution by Customer Type**

**Customer Type**

Customer Type	Number of Loans	Percentage of Loans	Outstanding Discounted Principal Balance	Percentage of Balance
Retail	25,765	90.44 %	41,830,890,311 JPY	86.33 %
Corporate	2,725	9.56 %	6,622,916,391 JPY	13.67 %
<b>Total</b>	<b>28,490</b>	<b>100.00 %</b>	<b>48,453,806,702 JPY</b>	<b>100.00 %</b>

**Distribution by Outstanding Discounted Principal Balance**

Outstanding Discounted Principal Balance	Number of Loans	Percentage of Loans	Outstanding Discounted Principal Balance	Percentage of Balance
<= 500,000 JPY	2,998	10.52 %	786,563,943 JPY	1.62 %
500,001 JPY - 1,000,000 JPY	4,493	15.77 %	3,442,977,637 JPY	7.11 %
1,000,001 JPY - 1,500,000 JPY	6,124	21.50 %	7,699,974,235 JPY	15.89 %
1,500,001 JPY - 2,000,000 JPY	5,753	20.19 %	9,996,150,257 JPY	20.63 %
2,000,001 JPY - 2,500,000 JPY	4,076	14.31 %	9,060,633,780 JPY	18.70 %
2,500,001 JPY - 3,000,000 JPY	2,066	7.25 %	5,615,339,975 JPY	11.59 %
3,000,001 JPY - 3,500,000 JPY	1,146	4.02 %	3,701,510,660 JPY	7.64 %
3,500,001 JPY - 4,000,000 JPY	740	2.60 %	2,762,000,020 JPY	5.70 %
4,000,001 JPY - 4,500,000 JPY	452	1.59 %	1,905,366,199 JPY	3.93 %
4,500,001 JPY - 5,000,000 JPY	264	0.93 %	1,250,150,731 JPY	2.58 %
5,000,001 JPY - 6,000,000 JPY	240	0.84 %	1,297,809,048 JPY	2.68 %
6,000,001 JPY - 7,000,000 JPY	95	0.33 %	608,220,911 JPY	1.26 %
7,000,001 JPY - 8,000,000 JPY	35	0.12 %	258,332,974 JPY	0.53 %
8,000,001 JPY - 9,000,000 JPY	6	0.02 %	50,572,587 JPY	0.10 %
9,000,001 JPY - 10,000,000 JPY	2	0.01 %	18,203,745 JPY	0.04 %
>= 10,000,001 JPY	0	0.00 %	0 JPY	0.00 %
<b>Total</b>	<b>28,490</b>	<b>100.00 %</b>	<b>48,453,806,702 JPY</b>	<b>100.00 %</b>

**Statistics**

<b>Minimum</b> Outstanding Discounted Principal Balance	4,087 JPY
<b>Maximum</b> Outstanding Discounted Principal Balance	9,145,679 JPY
<b>Average</b> Outstanding Discounted Principal Balance	1,700,730 JPY



**Distribution by Original Principal Amount**

Original Principal Balance	Number of Loans	Percentage of Loans	Outstanding Discounted Principal Balance	Percentage of Balance
<= 500,000 JPY	265	0.93 %	34,482,698 JPY	0.07 %
500,001 JPY - 1,000,000 JPY	1,839	6.45 %	676,245,087 JPY	1.40 %
1,000,001 JPY - 1,500,000 JPY	3,052	10.71 %	2,220,002,959 JPY	4.58 %
1,500,001 JPY - 2,000,000 JPY	4,588	16.10 %	4,959,004,265 JPY	10.23 %
2,000,001 JPY - 2,500,000 JPY	4,797	16.84 %	6,784,889,318 JPY	14.00 %
2,500,001 JPY - 3,000,000 JPY	4,627	16.24 %	8,049,982,954 JPY	16.61 %
3,000,001 JPY - 3,500,000 JPY	3,247	11.40 %	6,731,894,081 JPY	13.89 %
3,500,001 JPY - 4,000,000 JPY	2,114	7.42 %	5,096,833,056 JPY	10.52 %
4,000,001 JPY - 4,500,000 JPY	1,176	4.13 %	3,251,426,427 JPY	6.71 %
4,500,001 JPY - 5,000,000 JPY	888	3.12 %	2,739,754,174 JPY	5.65 %
5,000,001 JPY - 6,000,000 JPY	892	3.13 %	3,180,571,769 JPY	6.56 %
6,000,001 JPY - 7,000,000 JPY	500	1.76 %	2,097,806,624 JPY	4.33 %
7,000,001 JPY - 8,000,000 JPY	225	0.79 %	1,072,174,541 JPY	2.21 %
8,000,001 JPY - 9,000,000 JPY	124	0.44 %	663,172,013 JPY	1.37 %
9,000,001 JPY - 10,000,000 JPY	71	0.25 %	431,138,763 JPY	0.89 %
>= 10,000,001 JPY	85	0.30 %	464,427,973 JPY	0.96 %
<b>Total</b>	<b>28,490</b>	<b>100.00 %</b>	<b>48,453,806,702 JPY</b>	<b>100.00 %</b>

**Statistics**

<b>Minimum</b> Original Principal Balance	140,000 JPY
<b>Maximum</b> Original Principal Balance	25,000,000 JPY
<b>Average</b> Original Principal Balance	2,737,641 JPY

**Distribution by Interest Rate paid by the Obligor**

Interest Rate paid by the Obligor	Number of Loans	Percentage of Loans	Outstanding Discounted Principal Balance	Percentage of Balance
< 0.900 %	790	2.77 %	1,635,917,212 JPY	3.38 %
0.900 % < 1.500 %	5,212	18.29 %	10,978,916,997 JPY	22.66 %
1.500 % < 2.000 %	10,474	36.76 %	19,379,104,717 JPY	40.00 %
2.000 % < 2.500 %	255	0.90 %	408,194,289 JPY	0.84 %
2.500 % < 3.000 %	6,503	22.83 %	10,481,170,503 JPY	21.63 %
3.000 % < 3.500 %	1,074	3.77 %	759,535,391 JPY	1.57 %
3.500 % < 4.000 %	4,148	14.56 %	4,775,969,240 JPY	9.86 %
4.000 % < 4.500 %	34	0.12 %	34,998,353 JPY	0.07 %
4.500 % < 5.000 %	0	0.00 %	0 JPY	0.00 %
5.000 % or more	0	0.00 %	0 JPY	0.00 %
<b>Total</b>	<b>28,490</b>	<b>100.00 %</b>	<b>48,453,806,702 JPY</b>	<b>100.00 %</b>

<b>Statistics</b>	
<b>Minimum</b> Interest Rate	0.00 %
<b>Maximum</b> Interest Rate	4.49 %
<b>Weighted Average</b> Interest Rate	2.08 %

**Distribution by Original Term**

Length of Original Term (months)	Number of Loans	Percentage of Loans	Outstanding Discounted Principal Balance	Percentage of Balance
6 - 12	8	0.03 %	1,643,109 JPY	0.00 %
13 - 18	19	0.07 %	3,311,901 JPY	0.01 %
19 - 24	867	3.04 %	254,630,753 JPY	0.53 %
25 - 30	81	0.28 %	29,745,986 JPY	0.06 %
31 - 36	10,125	35.54 %	18,611,507,147 JPY	38.41 %
37 - 42	77	0.27 %	44,850,323 JPY	0.09 %
43 - 48	1,529	5.37 %	1,703,284,790 JPY	3.52 %
49 - 54	27	0.09 %	28,154,639 JPY	0.06 %
55 - 60	14,912	52.34 %	26,294,275,107 JPY	54.27 %
61 - 66	19	0.07 %	24,612,522 JPY	0.05 %
67 - 72	654	2.30 %	1,055,700,120 JPY	2.18 %
73 - 84	172	0.60 %	402,090,305 JPY	0.83 %
<b>Total</b>	<b>28,490</b>	<b>100.00 %</b>	<b>48,453,806,702 JPY</b>	<b>100.00 %</b>

<b>Statistics</b>	
<b>Minimum</b> Original Term in months	12
<b>Maximum</b> Original Term in months	84
<b>Weighted Average</b> Original Term in months	50.59

**Distribution by Remaining Term**

Length of Remaining Term (months)	Number of Loans	Percentage of Loans	Outstanding Discounted Principal Balance	Percentage of Balance
<= 12	7,989	28.04 %	10,219,532,666 JPY	21.09 %
13 - 18	4,123	14.47 %	7,222,353,376 JPY	14.91 %
19 - 24	2,577	9.05 %	4,414,542,866 JPY	9.11 %
25 - 30	2,700	9.48 %	4,480,102,661 JPY	9.25 %
31 - 36	4,794	16.83 %	8,570,875,401 JPY	17.69 %
37 - 42	4,003	14.05 %	8,344,730,749 JPY	17.22 %
43 - 48	1,790	6.28 %	3,930,386,310 JPY	8.11 %
49 - 54	399	1.40 %	977,686,769 JPY	2.02 %
55 - 60	79	0.28 %	189,871,922 JPY	0.39 %
61 - 66	29	0.10 %	79,226,679 JPY	0.16 %
67 - 72	3	0.01 %	11,264,051 JPY	0.02 %
73 - 84	4	0.01 %	13,233,252 JPY	0.03 %
<b>Total</b>	<b>28,490</b>	<b>100.00 %</b>	<b>48,453,806,702 JPY</b>	<b>100.00 %</b>

<b>Statistics</b>	
<b>Minimum</b> Remaining Term in months	1
<b>Maximum</b> Remaining Term in months	74
<b>Weighted Average</b> Remaining Term in months	25.99

**Distribution by Seasoning**

Seasoning (months)	Number of Loans	Percentage of Loans	Outstanding Discounted Principal Balance	Percentage of Balance
<= 12	861	3.02 %	1,993,431,999 JPY	4.11 %
13 - 18	3,783	13.28 %	7,808,448,431 JPY	16.12 %
19 - 24	8,985	31.54 %	16,742,479,950 JPY	34.55 %
25 - 30	8,365	29.36 %	14,267,625,802 JPY	29.45 %
31 - 36	3,463	12.16 %	4,903,123,896 JPY	10.12 %
37 - 42	1,039	3.65 %	1,113,363,560 JPY	2.30 %
43 - 48	734	2.58 %	704,863,092 JPY	1.45 %
49 - 54	788	2.77 %	620,010,286 JPY	1.28 %
55 - 60	435	1.53 %	284,921,580 JPY	0.59 %
61 - 66	25	0.09 %	11,666,070 JPY	0.02 %
67 - 72	12	0.04 %	3,872,036 JPY	0.01 %
73 - 84	0	0.00 %	0 JPY	0.00 %
<b>Total</b>	<b>28,490</b>	<b>100.00 %</b>	<b>48,453,806,702 JPY</b>	<b>100.00 %</b>

<b>Statistics</b>	
<b>Minimum</b> Seasoning in months	9
<b>Maximum</b> Seasoning in months	71
<b>Weighted Average</b> Seasoning in months	24.60

**Distribution by Type of Car**
**Type of Car**

Type of Car	Number of Loans	Percentage of Loans	Outstanding Discounted Principal Balance	Percentage of Balance
New	19,013	66.74 %	37,625,079,683 JPY	77.65 %
Used	9,477	33.26 %	10,828,727,019 JPY	22.35 %
<b>Total</b>	<b>28,490</b>	<b>100.00 %</b>	<b>48,453,806,702 JPY</b>	<b>100.00 %</b>

**Type of Car: Only Balloon Loans**

Type of Car	Number of Loans	Percentage of Loans	Outstanding Discounted Principal Balance	Percentage of Balance
New	17,794	77.85 %	36,177,483,653 JPY	83.34 %
Used	5,062	22.15 %	7,230,629,228 JPY	16.66 %
<b>Total</b>	<b>22,856</b>	<b>100.00 %</b>	<b>43,408,112,881 JPY</b>	<b>100.00 %</b>

**Type of Car: Only Equal Instalment Loans**

Type of Car	Number of Loans	Percentage of Loans	Outstanding Discounted Principal Balance	Percentage of Balance
New	1,219	21.64 %	1,447,596,030 JPY	28.69 %
Used	4,415	78.36 %	3,598,097,791 JPY	71.31 %
<b>Total</b>	<b>5,634</b>	<b>100.00 %</b>	<b>5,045,693,821 JPY</b>	<b>100.00 %</b>

**Distribution by Brand and Model**

Make	Model	Number of Loans	Percentage of Loans	Outstanding Discounted Principal Balance	Percentage of Balance
<b>Audi</b>	A1	943	3.31 %	1,167,866,343 JPY	2.41 %
	A3	2,583	9.07 %	4,168,085,157 JPY	8.60 %
	A4	2,162	7.59 %	4,899,949,380 JPY	10.11 %
	A5	471	1.65 %	1,109,404,057 JPY	2.29 %
	A6	613	2.15 %	1,550,221,686 JPY	3.20 %
	A7	252	0.88 %	838,069,585 JPY	1.73 %
	A8	76	0.27 %	275,583,513 JPY	0.57 %
	S1	91	0.32 %	179,138,487 JPY	0.37 %
	S3	321	1.13 %	821,871,169 JPY	1.70 %
	S4	86	0.30 %	249,860,973 JPY	0.52 %
	S5	54	0.19 %	161,828,711 JPY	0.33 %
	S6	37	0.13 %	153,161,890 JPY	0.32 %
	S7	23	0.08 %	81,197,968 JPY	0.17 %
	S8	14	0.05 %	63,643,181 JPY	0.13 %
	RS3	38	0.13 %	133,689,555 JPY	0.28 %
	RS4	13	0.05 %	42,109,200 JPY	0.09 %
	RS5	13	0.05 %	51,243,388 JPY	0.11 %
	RS6	12	0.04 %	50,740,800 JPY	0.10 %
	RS7	11	0.04 %	54,504,993 JPY	0.11 %
	Q2	60	0.21 %	168,713,614 JPY	0.35 %
	Q3	833	2.92 %	1,676,889,389 JPY	3.46 %
	Q5	522	1.83 %	1,347,746,717 JPY	2.78 %
	Q7	183	0.64 %	815,611,231 JPY	1.68 %
	RSQ3	21	0.07 %	84,922,969 JPY	0.18 %
	TT	747	2.62 %	1,851,475,390 JPY	3.82 %
	R8	10	0.04 %	49,236,650 JPY	0.10 %
AUDI OTHERS	0	0.00 %	0 JPY	0.00 %	
<b>Subtotal</b>		<b>10,189</b>	<b>35.76 %</b>	<b>22,046,765,996 JPY</b>	<b>45.50 %</b>
<b>Bentley</b>	ARNAGE	0	0.00 %	0 JPY	0.00 %
	AZURE	0	0.00 %	0 JPY	0.00 %
	BENTAYGA	1	0.00 %	7,102,042 JPY	0.01 %
	CONTINENTAL	11	0.04 %	46,649,846 JPY	0.10 %
	FLYING SPUR	0	0.00 %	0 JPY	0.00 %
	MULSANNE	1	0.00 %	2,612,951 JPY	0.01 %
	BENTLEY	0	0.00 %	0 JPY	0.00 %
	OTHERS	0	0.00 %	0 JPY	0.00 %
<b>Subtotal</b>		<b>13</b>	<b>0.05 %</b>	<b>56,364,839 JPY</b>	<b>0.12 %</b>
<b>Lamborghini</b>	AVENTADOR	0	0.00 %	0 JPY	0.00 %
	DIABLO	0	0.00 %	0 JPY	0.00 %
	GALLARDO	1	0.00 %	4,936,359 JPY	0.01 %
	HURACÁN	1	0.00 %	1,120,699 JPY	0.00 %
	MULCIELAGO	0	0.00 %	0 JPY	0.00 %
	LAMBORGHINI	0	0.00 %	0 JPY	0.00 %
	OTHERS	0	0.00 %	0 JPY	0.00 %
<b>Subtotal</b>		<b>2</b>	<b>0.01 %</b>	<b>6,057,058 JPY</b>	<b>0.01 %</b>
<b>VW</b>	ARTEON	1	0.00 %	3,948,737 JPY	0.01 %
	BEETLE	1,836	6.44 %	2,527,085,512 JPY	5.22 %
	BORA	0	0.00 %	0 JPY	0.00 %
	EOS	0	0.00 %	0 JPY	0.00 %
	GOLF	6,931	24.33 %	10,718,891,078 JPY	22.12 %
	JETTA	9	0.03 %	2,661,536 JPY	0.01 %
	LUPO	1	0.00 %	1,219,155 JPY	0.00 %
	PASSAT	1,616	5.67 %	2,925,666,848 JPY	6.04 %
	POLO	3,873	13.59 %	4,346,208,932 JPY	8.97 %
	SCIROCCO	37	0.13 %	33,164,087 JPY	0.07 %
	SHARAN	640	2.25 %	1,104,501,910 JPY	2.28 %
	TIGUAN	618	2.17 %	1,154,432,854 JPY	2.38 %
	TOUAREG	65	0.23 %	141,089,415 JPY	0.29 %
	TOURAN	1,467	5.15 %	2,529,044,802 JPY	5.22 %
	UP	1,182	4.15 %	850,452,873 JPY	1.76 %
	VENTO	0	0.00 %	0 JPY	0.00 %
	VW OTHERS	0	0.00 %	0 JPY	0.00 %
	<b>Subtotal</b>		<b>18,276</b>	<b>64.15 %</b>	<b>26,338,367,739 JPY</b>
<b>Non VW Group Vehicles</b>		10	0.04 %	6,251,070 JPY	0.01 %
<b>Subtotal</b>		<b>10</b>	<b>0.04 %</b>	<b>6,251,070 JPY</b>	<b>0.01 %</b>
<b>Total</b>		<b>28,490</b>	<b>100.00 %</b>	<b>48,453,806,702 JPY</b>	<b>100.00 %</b>

**Geographic Distribution by Prefecture**

Prefecture	Number of Loans	Percentage of Loans	Outstanding Discounted Principal Balance	Percentage of Balance
Tokyo	4,318	15.16 %	8,392,611,958 JPY	17.32 %
Kanagawa	2,781	9.76 %	4,877,112,889 JPY	10.07 %
Aichi	2,073	7.28 %	3,374,267,830 JPY	6.96 %
Saitama	1,878	6.59 %	3,133,833,437 JPY	6.47 %
Osaka	1,684	5.91 %	3,047,083,942 JPY	6.29 %
Chiba	1,269	4.45 %	2,109,834,270 JPY	4.35 %
Fukuoka	1,200	4.21 %	2,084,475,614 JPY	4.30 %
Hokkaido	1,067	3.75 %	1,956,434,147 JPY	4.04 %
Hyogo	1,089	3.82 %	1,822,651,512 JPY	3.76 %
Shizuoka	844	2.96 %	1,416,232,331 JPY	2.92 %
Ibaraki	883	3.10 %	1,394,374,407 JPY	2.88 %
Tochigi	621	2.18 %	1,049,791,262 JPY	2.17 %
Hiroshima	672	2.36 %	1,029,738,628 JPY	2.13 %
Kyoto	564	1.98 %	906,338,663 JPY	1.87 %
Miyagi	522	1.83 %	843,767,260 JPY	1.74 %
Gunma	566	1.99 %	837,360,668 JPY	1.73 %
Gifu	435	1.53 %	676,585,358 JPY	1.40 %
Okayama	412	1.45 %	678,038,910 JPY	1.40 %
Nagano	431	1.51 %	659,285,828 JPY	1.36 %
Mie	371	1.30 %	560,058,437 JPY	1.16 %
Fukushima	334	1.17 %	504,270,842 JPY	1.04 %
Yamaguchi	291	1.02 %	473,708,667 JPY	0.98 %
Niigata	323	1.13 %	466,071,081 JPY	0.96 %
Oita	261	0.92 %	410,744,388 JPY	0.85 %
Nara	244	0.86 %	408,058,843 JPY	0.84 %
Yamanashi	216	0.76 %	375,975,548 JPY	0.78 %
Ishikawa	239	0.84 %	361,976,593 JPY	0.75 %
Shiga	228	0.80 %	359,756,339 JPY	0.74 %
Kumamoto	235	0.82 %	345,195,295 JPY	0.71 %
Wakayama	189	0.66 %	334,187,265 JPY	0.69 %
Toyama	219	0.77 %	333,190,844 JPY	0.69 %
Kagoshima	200	0.70 %	326,946,590 JPY	0.67 %
Fukui	180	0.63 %	312,842,045 JPY	0.65 %
Yamagata	202	0.71 %	300,641,155 JPY	0.62 %
Iwate	141	0.49 %	234,470,170 JPY	0.48 %
Nagasaki	141	0.49 %	230,163,875 JPY	0.48 %
Tokushima	136	0.48 %	228,524,670 JPY	0.47 %
Kagawa	160	0.56 %	227,230,916 JPY	0.47 %
Miyazaki	127	0.45 %	214,364,801 JPY	0.44 %
Saga	122	0.43 %	200,870,100 JPY	0.41 %
Ehime	128	0.45 %	180,411,114 JPY	0.37 %
Shimane	99	0.35 %	177,123,183 JPY	0.37 %
Aomori	103	0.36 %	155,099,574 JPY	0.32 %
Akita	94	0.33 %	150,572,964 JPY	0.31 %
Tottori	94	0.33 %	137,984,683 JPY	0.28 %
Kouchi	60	0.21 %	90,179,260 JPY	0.19 %
Okinawa	43	0.15 %	63,368,546 JPY	0.13 %
<b>Total</b>	<b>28,489</b>	<b>100.00 %</b>	<b>48,453,806,702 JPY</b>	<b>100.00 %</b>



**Distribution by Obligor Concentration**
**Distribution of Loan Contracts and Vehicles per Obligor**

Contract Concentration	Number of Customers	Percentage of Customers	Number of Loans	Percentage of Loans	Outstanding Discounted Principal Balance	Percentage of Balance
1	27,459	96.85 %	27,459	96.38 %	46,368,343,046 JPY	95.70 %
2	835	2.95 %	956	3.36 %	1,898,121,855 JPY	3.92 %
3	49	0.17 %	60	0.21 %	157,422,437 JPY	0.32 %
4	7	0.02 %	14	0.05 %	27,784,977 JPY	0.06 %
5	0	0.00 %	0	0.00 %	0 JPY	0.00 %
6 - 10	1	0.00 %	1	0.00 %	2,134,387 JPY	0.00 %
11 or more	0	0.00 %	0	0.00 %	0 JPY	0.00 %
<b>Total</b>	<b>28,351</b>	<b>100.00 %</b>	<b>28,490</b>	<b>100.00 %</b>	<b>48,453,806,702 JPY</b>	<b>100.00 %</b>

**Top 20 Obligor**

Number	Number of Contracts	Outstanding Discounted Principal Balance	Percentage of Balance
1	2	13,257,692 JPY	0.03 %
2	2	11,895,893 JPY	0.02 %
3	2	11,725,775 JPY	0.02 %
4	2	11,509,538 JPY	0.02 %
5	2	9,932,622 JPY	0.02 %
6	1	9,145,679 JPY	0.02 %
7	1	9,058,066 JPY	0.02 %
8	1	8,943,323 JPY	0.02 %
9	1	8,837,867 JPY	0.02 %
10	2	8,600,651 JPY	0.02 %
11	2	8,428,672 JPY	0.02 %
12	1	8,340,537 JPY	0.02 %
13	1	8,165,128 JPY	0.02 %
14	1	8,090,019 JPY	0.02 %
15	1	7,943,951 JPY	0.02 %
16	1	7,941,175 JPY	0.02 %
17	1	7,884,126 JPY	0.02 %
18	1	7,786,494 JPY	0.02 %
19	1	7,713,533 JPY	0.02 %
20	2	7,693,216 JPY	0.02 %
<b>Total 1 -20</b>	<b>28</b>	<b>182,893,957 JPY</b>	<b>0.38 %</b>

## Remarks:

Figures above are calculated based on each of the Sub-Servicers respectively and not across both of the Sub-Servicers.

### Distribution by Contract Start Month

Origination Month	Number of Loans	Percentage of Loans	Outstanding Discounted Principal Balance	Percentage of Balance
09.2012	3	0.01 %	1,192,299 JPY	0.00 %
10.2012	0	0.00 %	0 JPY	0.00 %
11.2012	0	0.00 %	0 JPY	0.00 %
12.2012	6	0.02 %	2,151,311 JPY	0.00 %
01.2013	3	0.01 %	528,426 JPY	0.00 %
02.2013	4	0.01 %	2,036,042 JPY	0.00 %
03.2013	9	0.03 %	4,031,664 JPY	0.01 %
04.2013	2	0.01 %	350,151 JPY	0.00 %
05.2013	0	0.00 %	0 JPY	0.00 %
06.2013	2	0.01 %	844,102 JPY	0.00 %
07.2013	8	0.03 %	4,404,111 JPY	0.01 %
08.2013	5	0.02 %	7,336,807 JPY	0.02 %
09.2013	79	0.28 %	37,497,551 JPY	0.08 %
10.2013	62	0.22 %	40,278,835 JPY	0.08 %
11.2013	69	0.24 %	46,188,596 JPY	0.10 %
12.2013	133	0.47 %	91,158,643 JPY	0.19 %
01.2014	87	0.31 %	62,461,148 JPY	0.13 %
02.2014	161	0.57 %	119,507,988 JPY	0.25 %
03.2014	243	0.85 %	183,046,575 JPY	0.38 %
04.2014	64	0.22 %	51,868,137 JPY	0.11 %
05.2014	92	0.32 %	71,999,655 JPY	0.15 %
06.2014	135	0.47 %	110,696,719 JPY	0.23 %
07.2014	93	0.33 %	82,891,212 JPY	0.17 %
08.2014	71	0.25 %	67,743,922 JPY	0.14 %
09.2014	157	0.55 %	148,677,213 JPY	0.31 %
10.2014	102	0.36 %	86,564,163 JPY	0.18 %
11.2014	113	0.40 %	108,206,026 JPY	0.22 %
12.2014	171	0.60 %	183,319,381 JPY	0.38 %
01.2015	120	0.42 %	110,352,387 JPY	0.23 %
02.2015	203	0.71 %	213,940,990 JPY	0.44 %
03.2015	236	0.83 %	234,895,523 JPY	0.48 %
04.2015	101	0.35 %	97,183,002 JPY	0.20 %
05.2015	177	0.62 %	192,894,301 JPY	0.40 %
06.2015	189	0.66 %	212,319,252 JPY	0.44 %
07.2015	133	0.47 %	162,130,492 JPY	0.33 %
08.2015	186	0.65 %	235,517,029 JPY	0.49 %
09.2015	651	2.29 %	862,927,100 JPY	1.78 %
10.2015	374	1.31 %	476,477,612 JPY	0.98 %
11.2015	430	1.51 %	606,150,714 JPY	1.25 %
12.2015	954	3.35 %	1,359,093,267 JPY	2.80 %
01.2016	868	3.05 %	1,362,958,174 JPY	2.81 %
02.2016	1,258	4.42 %	2,010,461,013 JPY	4.15 %
03.2016	1,942	6.82 %	3,101,143,305 JPY	6.40 %
04.2016	962	3.38 %	1,667,322,511 JPY	3.44 %
05.2016	1,306	4.58 %	2,190,126,235 JPY	4.52 %
06.2016	1,504	5.28 %	2,773,092,195 JPY	5.72 %
07.2016	1,393	4.89 %	2,525,480,543 JPY	5.21 %
08.2016	1,640	5.76 %	3,025,448,583 JPY	6.24 %
09.2016	2,336	8.20 %	4,227,692,289 JPY	8.73 %
10.2016	1,512	5.31 %	2,779,826,594 JPY	5.74 %
11.2016	2,079	7.30 %	3,955,534,210 JPY	8.16 %
12.2016	780	2.74 %	1,470,100,875 JPY	3.03 %
01.2017	638	2.24 %	1,283,877,399 JPY	2.65 %
02.2017	772	2.71 %	1,574,534,575 JPY	3.25 %
03.2017	1,163	4.08 %	2,339,460,435 JPY	4.83 %
04.2017	453	1.59 %	936,348,593 JPY	1.93 %
05.2017	516	1.81 %	1,112,627,244 JPY	2.30 %
06.2017	570	2.00 %	1,210,778,370 JPY	2.50 %
07.2017	309	1.08 %	634,699,214 JPY	1.31 %
08.2017	297	1.04 %	678,531,034 JPY	1.40 %
09.2017	332	1.17 %	756,532,417 JPY	1.56 %
10.2017	161	0.57 %	370,191,948 JPY	0.76 %
11.2017	71	0.25 %	188,176,600 JPY	0.39 %
12.2017	0	0.00 %	0 JPY	0.00 %
01.2018	0	0.00 %	0 JPY	0.00 %
02.2018	0	0.00 %	0 JPY	0.00 %
03.2018	0	0.00 %	0 JPY	0.00 %
04.2018	0	0.00 %	0 JPY	0.00 %
05.2018	0	0.00 %	0 JPY	0.00 %
06.2018	0	0.00 %	0 JPY	0.00 %
07.2018	0	0.00 %	0 JPY	0.00 %
08.2018	0	0.00 %	0 JPY	0.00 %
<b>Total</b>	<b>28,490</b>	<b>100.00 %</b>	<b>48,453,806,702 JPY</b>	<b>100.00 %</b>

### Distribution by Contract End Month

Maturity Month	Number of Loans	Percentage of Loans	Outstanding Discounted Principal Balance	Percentage of Balance
09.2018	679	2.38 %	551,103,704 JPY	1.14 %
10.2018	386	1.35 %	287,554,077 JPY	0.59 %
11.2018	489	1.72 %	382,619,290 JPY	0.79 %
12.2018	771	2.71 %	826,443,015 JPY	1.71 %
01.2019	483	1.70 %	575,241,467 JPY	1.19 %
02.2019	687	2.41 %	811,602,070 JPY	1.68 %
03.2019	1,109	3.89 %	1,426,392,493 JPY	2.94 %
04.2019	505	1.77 %	770,562,500 JPY	1.59 %
05.2019	662	2.32 %	976,346,659 JPY	2.02 %
06.2019	875	3.07 %	1,423,009,532 JPY	2.94 %
07.2019	654	2.30 %	1,064,290,761 JPY	2.20 %
08.2019	689	2.42 %	1,124,367,098 JPY	2.32 %
09.2019	1,037	3.64 %	1,837,928,965 JPY	3.79 %
10.2019	690	2.42 %	1,184,147,931 JPY	2.44 %
11.2019	910	3.19 %	1,745,718,171 JPY	3.60 %
12.2019	506	1.78 %	858,394,223 JPY	1.77 %
01.2020	408	1.43 %	670,100,850 JPY	1.38 %
02.2020	572	2.01 %	926,063,236 JPY	1.91 %
03.2020	777	2.73 %	1,319,554,243 JPY	2.72 %
04.2020	278	0.98 %	515,532,847 JPY	1.06 %
05.2020	394	1.38 %	680,226,823 JPY	1.40 %
06.2020	432	1.52 %	754,104,314 JPY	1.56 %
07.2020	304	1.07 %	462,850,509 JPY	0.96 %
08.2020	392	1.38 %	682,274,130 JPY	1.41 %
09.2020	450	1.58 %	770,515,072 JPY	1.59 %
10.2020	269	0.94 %	438,271,516 JPY	0.90 %
11.2020	308	1.08 %	506,780,058 JPY	1.05 %
12.2020	400	1.40 %	613,871,070 JPY	1.27 %
01.2021	510	1.79 %	838,340,001 JPY	1.73 %
02.2021	763	2.68 %	1,312,324,944 JPY	2.71 %
03.2021	1,086	3.81 %	1,829,652,209 JPY	3.78 %
04.2021	532	1.87 %	920,983,257 JPY	1.90 %
05.2021	720	2.53 %	1,214,361,383 JPY	2.51 %
06.2021	768	2.70 %	1,421,885,990 JPY	2.93 %
07.2021	786	2.76 %	1,455,538,718 JPY	3.00 %
08.2021	902	3.17 %	1,728,453,844 JPY	3.57 %
09.2021	1,205	4.23 %	2,368,213,669 JPY	4.89 %
10.2021	759	2.66 %	1,564,748,905 JPY	3.23 %
11.2021	1,003	3.52 %	2,137,094,519 JPY	4.41 %
12.2021	353	1.24 %	742,112,871 JPY	1.53 %
01.2022	311	1.09 %	707,603,185 JPY	1.46 %
02.2022	372	1.31 %	824,957,600 JPY	1.70 %
03.2022	581	2.04 %	1,240,073,222 JPY	2.56 %
04.2022	253	0.89 %	522,225,194 JPY	1.08 %
05.2022	289	1.01 %	636,757,737 JPY	1.31 %
06.2022	295	1.04 %	672,840,288 JPY	1.39 %
07.2022	177	0.62 %	405,473,797 JPY	0.84 %
08.2022	195	0.68 %	453,016,072 JPY	0.93 %
09.2022	186	0.65 %	463,965,414 JPY	0.96 %
10.2022	97	0.34 %	241,056,860 JPY	0.50 %
11.2022	57	0.20 %	134,847,847 JPY	0.28 %
12.2022	26	0.09 %	59,923,208 JPY	0.12 %
01.2023	14	0.05 %	30,637,750 JPY	0.06 %
02.2023	19	0.07 %	47,255,690 JPY	0.10 %
03.2023	22	0.08 %	47,047,410 JPY	0.10 %
04.2023	10	0.04 %	22,225,694 JPY	0.05 %
05.2023	19	0.07 %	53,411,833 JPY	0.11 %
06.2023	15	0.05 %	32,239,949 JPY	0.07 %
07.2023	6	0.02 %	15,188,094 JPY	0.03 %
08.2023	7	0.02 %	19,758,942 JPY	0.04 %
09.2023	13	0.05 %	34,705,600 JPY	0.07 %
10.2023	10	0.04 %	25,433,959 JPY	0.05 %
11.2023	1	0.00 %	2,151,013 JPY	0.00 %
12.2023	2	0.01 %	8,413,791 JPY	0.02 %
01.2024	1	0.00 %	2,573,790 JPY	0.01 %
02.2024	2	0.01 %	5,948,526 JPY	0.01 %
03.2024	1	0.00 %	4,230,363 JPY	0.01 %
04.2024	1	0.00 %	3,089,272 JPY	0.01 %
05.2024	0	0.00 %	0 JPY	0.00 %
06.2024	0	0.00 %	0 JPY	0.00 %
07.2024	1	0.00 %	3,944,416 JPY	0.01 %
08.2024	0	0.00 %	0 JPY	0.00 %
09.2024	1	0.00 %	2,653,718 JPY	0.01 %
10.2024	3	0.01 %	10,579,534 JPY	0.02 %
<b>Total</b>	<b>28,490</b>	<b>100.00 %</b>	<b>48,453,806,702 JPY</b>	<b>100.00 %</b>

**Distribution by Monthly Payment**

Monthly Payment	Number of Loans	Percentage of Loans	Outstanding Discounted Principal Balance	Percentage of Balance
<= 10,000 JPY	1,414	4.96 %	1,528,632,726 JPY	3.15 %
10,001 JPY - 20,000 JPY	5,395	18.94 %	6,356,499,074 JPY	13.12 %
20,001 JPY - 30,000 JPY	7,714	27.08 %	10,631,657,557 JPY	21.94 %
30,001 JPY - 40,000 JPY	5,757	20.21 %	9,716,322,527 JPY	20.05 %
40,001 JPY - 50,000 JPY	3,226	11.32 %	6,383,420,697 JPY	13.17 %
50,001 JPY - 60,000 JPY	1,846	6.48 %	4,129,630,791 JPY	8.52 %
60,001 JPY - 70,000 JPY	1,002	3.52 %	2,532,456,529 JPY	5.23 %
70,001 JPY - 80,000 JPY	569	2.00 %	1,577,268,075 JPY	3.26 %
80,001 JPY - 90,000 JPY	410	1.44 %	1,230,610,270 JPY	2.54 %
90,001 JPY - 100,000 JPY	326	1.14 %	1,063,228,724 JPY	2.19 %
100,001 JPY - 110,000 JPY	221	0.78 %	739,960,571 JPY	1.53 %
110,001 JPY - 120,000 JPY	151	0.53 %	585,058,074 JPY	1.21 %
120,001 JPY - 130,000 JPY	120	0.42 %	493,445,617 JPY	1.02 %
130,001 JPY - 140,000 JPY	76	0.27 %	321,224,848 JPY	0.66 %
140,001 JPY - 150,000 JPY	56	0.20 %	258,587,123 JPY	0.53 %
>= 150,001 JPY	207	0.73 %	905,803,499 JPY	1.87 %
<b>Total</b>	<b>28,490</b>	<b>100.00 %</b>	<b>48,453,806,702 JPY</b>	<b>100.00 %</b>

**Distribution by Bonus Payment**

Bonus Payment	Number of Loans	Percentage of Loans	Outstanding Discounted Principal Balance	Percentage of Balance
No Bonus Payment	17,008	59.70 %	28,525,096,836 JPY	58.87 %
1 JPY - 25,000 JPY	263	0.92 %	323,379,410 JPY	0.67 %
25,001 JPY - 50,000 JPY	2,880	10.11 %	4,015,172,676 JPY	8.29 %
50,001 JPY - 75,000 JPY	1,015	3.56 %	1,578,472,039 JPY	3.26 %
75,001 JPY - 100,000 JPY	3,983	13.98 %	6,787,023,659 JPY	14.01 %
100,001 JPY - 125,000 JPY	490	1.72 %	875,572,418 JPY	1.81 %
125,001 JPY - 150,000 JPY	1,555	5.46 %	3,181,184,311 JPY	6.57 %
150,001 JPY - 175,000 JPY	168	0.59 %	344,145,303 JPY	0.71 %
175,001 JPY - 200,000 JPY	697	2.45 %	1,623,805,765 JPY	3.35 %
200,001 JPY - 225,000 JPY	46	0.16 %	94,674,941 JPY	0.20 %
225,001 JPY - 250,000 JPY	177	0.62 %	462,897,407 JPY	0.96 %
250,001 JPY - 275,000 JPY	13	0.05 %	38,975,522 JPY	0.08 %
275,001 JPY - 300,000 JPY	125	0.44 %	370,671,337 JPY	0.76 %
300,001 JPY - 325,000 JPY	7	0.02 %	20,797,237 JPY	0.04 %
325,001 JPY - 350,000 JPY	22	0.08 %	66,764,874 JPY	0.14 %
350,001 JPY - 375,000 JPY	4	0.01 %	17,502,555 JPY	0.04 %
375,001 JPY - 400,000 JPY	15	0.05 %	63,047,414 JPY	0.13 %
400,001 JPY - 425,000 JPY	0	0.00 %	0 JPY	0.00 %
425,001 JPY - 450,000 JPY	5	0.02 %	16,036,325 JPY	0.03 %
450,001 JPY - 475,000 JPY	0	0.00 %	0 JPY	0.00 %
475,001 JPY - 500,000 JPY	15	0.05 %	40,455,690 JPY	0.08 %
500,001 JPY or more	2	0.01 %	8,130,983 JPY	0.02 %
<b>Total</b>	<b>28,490</b>	<b>100.00 %</b>	<b>48,453,806,702 JPY</b>	<b>100.00 %</b>

**Distribution by Motor Type**

Motor Type	Number of Loans	Percentage of Loans	Outstanding Discounted Principal Balance	Percentage of Balance
EA 189	0	0.00 %	0 JPY	0.00 %
Other	28,490	100.00 %	48,453,806,702 JPY	100.00 %
<b>Total</b>	<b>28,490</b>	<b>100.00 %</b>	<b>48,453,806,702 JPY</b>	<b>100.00 %</b>

## Disclaimer

This presentation contains forward-looking statements and information on the business development of the Volkswagen Group. These statements may be spoken or written and can be recognized by terms such as "expects", "anticipates", "intends", "plans", "believes", "seeks", "estimates", "will", or words with similar meaning. These statements are based on assumptions relating to the development of the economies of individual countries, and in particular of the automotive industry, which we have made on the basis of the information available to us and which we consider to be realistic at the time of going to press. The estimates given involve a degree of risk, and the actual developments may differ from those forecast.

Consequently, any unexpected fall in demand or economic stagnation in our key sales markets, such as in Western Europe (and especially Germany) or in the USA, Brazil or China, will have a corresponding impact on the development of our business. The same applies in the event of a significant shift in current exchange rates relative to the US dollar, sterling, yen, Brazilian real, Chinese renminbi and Czech koruna.

If any of these or other risks occur, or if the assumptions underlying any of these statements prove incorrect, the actual results may significantly differ from those expressed or implied by such statements.

We do not update forward-looking statements retrospectively. Such statements are valid on the date of publication and can be superceded.

This information does not constitute an offer to exchange or sell or an offer to exchange or buy any securities.