

Deal Name: Driver Japan six

Originator: Volkswagen Financial Services Japan Ltd.
Gotenyama Trust Tower 17F
7-35 Kitashinagawa 4-chome, Shinagawa-ku
Tokyo 140-0001, Japan

Reporting Entity: Volkswagen Financial Services Japan Ltd.
Treasury Dept.
Gotenyama Trust Tower 17F
7-35 Kitashinagawa 4-chome, Shinagawa-ku
Tokyo 140-0001, Japan
Tel No.: +81(0)3-5792-7261
Fax No.: +81(0)3-3280-7365
E-mail: vwfsjp.abs@vwfs.com

**Trustor of the First Trust:
Servicer:** Volkswagen Financial Services Japan Ltd.

**Trustee of the First Trust:
Trustee of the Second Trust:** Deutsche Trust Company Limited Japan
Sanno Park Tower, 11-1,
Nagatacho 2-chome, Chiyoda-ku,
Tokyo, 100-6172, Japan
Trust Business Administration Department
Tel No.: +81(0)3-5156-5637
Fax No.: +81(0)3-5156-5658
E-mail: DB_Trust_Trust@list.db.com



Contents

Page	Tables of Contents
1	Front Page
2	Contents
3	Deal Overview
4	Deal Overview: Counterparties I
5	Deal Overview: Counterparties II
6	Information regarding the TBI and ABL to the Second Trust
7	Pool Information
8	Available Distribution
9	Waterfall
10	Credit Enhancement
11	Cumulative Gross Loss Ratio & Performance Trigger
12	Cumulative Gross Loss Ratio & Performance Trigger (Chart)
13	Default & Delinquencies
14	Run Out Schedule (Previous)
15	Run Out Schedule
16	Expected Amortization to the Second Trust
17	Sub-Servicer
18	Brand
19	New and Used
20	Product Type
21	RV
22	Brand New and Used
23	Customer Type
24	Outstanding Discounted Principal Balance
25	Original Principal Amount
26	Interest Rate paid by the Obligor
27	Original Term
28	Remaining Term
29	Seasoning
30	Type of Car
31	Brand and Model
32	Geographic Dist. by Prefecture
33	Obligor Concentration
34	Contract Start Month
35	Contract End Month
36	Monthly payment
37	Bonus payment
38	Mortor Type

Deal Overview

Cut Off Date:	2017/02/10		
Trust Commencement Date:	2017/02/23	Legal Maturity of the First Trust:	2025/06/27
Monthly Period:	2018/03/11	to	2018/04/10
Reporting Date:	2018/04/17		
Reporting Frequency:	monthly		
Period No.:	14		
Remittance Date:	2018/04/23		
Advance Payment Date:	2018/04/23		
Cash Adjustment Date:	2018/04/23		
Additional Entrustment Date:	2018/04/25		
Trust Calculation Date:	2018/04/25		
Trust Calculation Period:	2018/03/27	to	2018/04/25
First Trust Payment Date:	2018/04/26		
Second Trust Payment Date:	2018/04/27		
Interest Calculation Period:	2018/03/29	to	2018/04/27
Next Reporting Date:	2018/05/17		

Pool information at the Initial Cut off Date

	Number of Contracts	Outstanding Discounted Principal Balance	Outstanding Nominal Balance
Outstanding Pool	30,757	64,171,706,472 JPY	67,028,993,300 JPY

Credit Type	Percentage of Loans	Outstanding Discounted Principal Balance	Percentage of Balance
Balloon	76.13 %	55,443,642,000 JPY	86.40 %
Equal Instalment Loan	23.87 %	8,728,064,472 JPY	13.60 %
Total	100.00 %	64,171,706,472 JPY	100.00 %

Type of Car	Percentage of Loans	Outstanding Discounted Principal Balance	Percentage of Balance
New	66.66 %	49,506,381,305 JPY	77.15 %
Used	33.34 %	14,665,325,167 JPY	22.85 %
Total	100.00 %	64,171,706,472 JPY	100.00 %

Deal Overview: Counterparties I

Joint Lead Managers:

Shinsei Securities Co., Ltd.
 Nihonbashi Muromachi Nomura Building, 4-3,
 Nihonbashi-muromachi 2-chome,
 Chuo-ku,
 Tokyo 103-0022, Japan

BNP Paribas Securities (Japan) Limited
 GranTokyo North Tower, 9-1,
 Marunouchi 1-chome,
 Chiyoda-ku,
 Tokyo 100-6740, Japan

Trust Management Account Bank:

The Bank of Tokyo-Mitsubishi UFJ, Ltd.
 4-2 Toranomon 1-chome,
 Minato-ku
 Tokyo 105-0001, Japan

Rating								
Moody's			Fitch			R&I		
Long Term	Short Term	Outlook	Long Term	Short Term	Outlook	Long Term	Short Term	Outlook
n.a.	n.a.	n.a.	n.a.	n.a.	n.a.	n.a.	n.a.	n.a.
n.a.	n.a.	n.a.	n.a.	n.a.	n.a.	n.a.	n.a.	n.a.
A1	P-1	Stable	A	F1	Stable	AA-	a-1+	Stable

Originator:

Trustor of the First Trust:

Servicer:

Volkswagen Financial Services Japan Ltd.
 Gotenyama Trust Tower 17F
 7-35 Kitashinagawa 4-chome, Shinagawa-ku
 Tokyo 140-0001, Japan

Trustee of the First Trust:

Trustee of the Second Trust:

Deutsche Trust Company Limited Japan
 Attn.: Driver Japan Six
 Trust Business Administration Department

ABL Lender to the First Trust:

Trustor of the Second Trust:

Shinsei Securities Co., Ltd.

Seller of the Trust Beneficial

Interest of the Second Trust

Shinsei Securities Co., Ltd.
 BNP Paribas Securities (Japan) Limited

Deal Overview: Counterparties II

Rating Agencies:

Moody's SF Japan K.K.

Attn.: Driver Japan six
 Structure Finance Group Monitoring Division
 5-1 Atago 2-chome, Minato-ku
 Tokyo 105-6220, Japan
 E-mail: monitor.msfi@moodys.com

Fitch Ratings Japan Limited

Attn.: Driver Japan six
 Structured Finance
 Kojimachi Crystal City East Wing 3rd Floor,
 4-8 Kōjimachi, Chiyoda-ku,
 Tokyo 102-0083, Japan
 E-mail: tokyo.surveillance@fitchratings.com

Rating and Investment Information, Inc.

Attn.: Monitoring Group Department:
 Structured Finance Department
 TERRACE SQUARE, 3-22,
 Kanda Nishikicho, Chiyoda-ku,
 Tokyo 101-0054, Japan
 E-mail: sfmonitor@r-i.co.jp

Rating of VW

Volkswagen Financial Services AG

Volkswagen AG

Rating								
Moody's			Fitch			R&I		
Short Term	Long Term	Outlook	Short Term	Long Term	Outlook	Short Term	Long Term	Outlook
P-2	A3	Stable	n.a.	n.a.	n.a.	n.a.	n.a.	n.a.
P-2	A3	Stable	F2	BBB+	Stable	n.a.	n.a.	n.a.

Information regarding Trust Beneficial Interest of the Second Trust & Asset Backed Loan to the Second Trust

Rating Details

Rating at Issue Date

	<u>TBI</u>	<u>ABL</u>
Moody's	Aaa(sf)	Aaa(sf)
Fitch	AAAsf	AAAsf
R&I	AAA	AAA

Current Rating

	<u>TBI</u>	<u>ABL</u>
Moody's	Aaa(sf)	Aaa(sf)
Fitch	AAAsf	AAAsf
R&I	AAA	AAA

Information on TBI & ABL

	<u>TBI</u>	<u>ABL</u>
Initial Balance	39,200,000,000 JPY	20,800,000,000 JPY
Expected Maturity Date	2021/06/28	2021/06/28
Legal Maturity of the Second Trust	2025/06/30	2025/06/30
Payment Dates	28th	28th
Business Day Convention	Modified Following	Modified Following
Listing	None	—

Information on Interest

	<u>TBI</u>	<u>ABL</u>
Fixed/ Floating	Fixed	Fixed
Current Coupon	0.19%	0.19%
Day Count Convention	30/360	30/360

Selling Restriction

The holders of the Beneficial Interest and the ABL Lenders* are prohibited from dividing, assigning, pledging or creating any other security interest over any of the Beneficial Interest and the Asset Backed Loans without the prior written approval of the Trustee of the Second Trust.

(*)The holders of the Beneficial Interest and the ABL Lenders are limited to specified investors (*tokutei toushika*) as defined under Paragraph 31 of Article 2 of the Financial Instruments and Exchange Act (Law no.25 of 1948 as amended).

Clean-Up Call

VWFS Japan as the Trustor of the First Trust has a right at its option to exercise a clean-up call to repurchase of all, but not part, of the outstanding Auto Loan Receivables from the Trustee of the First Trust on any Trust Calculation Date, the Discounted Principal Balance of all outstanding Auto Loan Receivables is expected to be less than ten percent (10%) of the Discounted Principal Balance of the Initial Auto Loan Receivables as of the Initial Cut-off Date after the distribution pursuant to Article 18.1 of the First Trust Agreement on the immediately following First Trust Payment Date.

Pool Information
Pool Balance on Initial Cut-Off Date

Status	Number of Contracts	Outstanding Discounted Principal Balance
Normal	30,757	64,171,706,472 JPY
Cancellation	0	0 JPY
Early Termination	0	0 JPY
Defaulted Receivables	0	0 JPY
Matured	0	0 JPY
Refinance Option	0	0 JPY
Repurchase	0	0 JPY
Total	30,757	64,171,706,472 JPY

Pool Balance before entrustment of Additional Auto Loan Receivables

Status	Number of Contracts on previous EoP	Outstanding Discounted Principal Balance on previous EoP	Number of Contracts "as Collections" during the relevant Monthly Period*	Outstanding Discounted Principal Balance "as Collections" during the relevant Monthly Period*	Number of Contracts EoP before entrustment of Additional Auto Loan Receivables	Outstanding Discounted Principal Balance EoP before entrustment of Additional Auto Loan Receivables
Normal	34,596	63,352,345,204 JPY	33,186	1,097,240,035 JPY	33,186	60,687,680,364 JPY
Cancellation	0	0 JPY	0	0 JPY	0	0 JPY
Early Termination	0	0 JPY	367	655,446,660 JPY	0	0 JPY
Defaulted Receivables	0	0 JPY	2	5,162,924 JPY	0	0 JPY
Matured	0	0 JPY	829	638,523,472 JPY	0	0 JPY
Refinance Option	0	0 JPY	212	268,291,749 JPY	0	0 JPY
Repurchase	0	0 JPY	0	0 JPY	0	0 JPY
Total	34,596	63,352,345,204 JPY	34,596	2,664,664,840 JPY	33,186	60,687,680,364 JPY

Pool Balance after entrustment of Additional Auto Loan Receivables

Status	Number of Contracts EoP before entrustment of Additional Auto Loan Receivables	Outstanding Discounted Principal Balance EoP before entrustment of Additional Auto Loan Receivables	Number of Contracts of Additional Auto Loan Receivables	Outstanding Discounted Principal Balance of Additional Auto Loan Receivables	Number of Contracts EoP after entrustment of Additional Auto Loan Receivables	Outstanding Discounted Principal Balance EoP after entrustment of Additional Auto Loan Receivables
Normal	33,186	60,687,680,364 JPY	0	0 JPY	33,186	60,687,680,364 JPY
Cancellation	0	0 JPY	0	0 JPY	0	0 JPY
Early Termination	0	0 JPY	0	0 JPY	0	0 JPY
Defaulted Receivables	0	0 JPY	0	0 JPY	0	0 JPY
Matured	0	0 JPY	0	0 JPY	0	0 JPY
Refinance Option	0	0 JPY	0	0 JPY	0	0 JPY
Repurchase	0	0 JPY	0	0 JPY	0	0 JPY
Total	33,186	60,687,680,364 JPY	0	0 JPY	33,186	60,687,680,364 JPY

Limits on Eligibility Criteria

Status Limits on Eligibility Criteria (v) (including Additional Entrustment)	Current Exposure in %	Limits in % of the aggregate Discounted Principal Balance of the Auto Loan Receivables outstanding	Status
(i) on Used Purchased Vehicle	22.59 %	35 %	-*
(ii) on Non-VW Vehicles	0.02 %	5 %	-*
(iii) on Balloon Payment	45.16 %	50 %	-*

(*) not applicable since the Revolving Period ended

Outstanding Balances

Monthly Period: from 2018/03/11 to 2018/04/10
 Reporting Date: 2018/04/17
 Trust Calculation Date: 2018/04/25

Outstanding Balances

	Number of Contracts	Aggregate Amount of the Discounted Principal Balance	Aggregate Amount of the Nominal Balance
Balance on the previous EoP	34,596	63,352,345,204 JPY	65,697,408,200 JPY
Balance after counting on the Collections during the relevant Monthly Period	33,186	60,687,680,364 JPY	62,901,963,400 JPY
Balance of Additional Auto Loan Receivables	0	0 JPY	0 JPY
Aggregate Amount of Auto Loan Receivables	33,186	60,687,680,364 JPY	62,901,963,400 JPY

Collections

	Number of Contracts	Aggregate Amount of the Discounted Principal Balance	Aggregate Amount of the Nominal Balance
Collections: Amortization of current contracts	33,186	1,097,240,035 JPY	1,207,431,000 JPY
Collections: Cancellation	0	0 JPY	0 JPY
Collections: Early Termination	367	655,446,660 JPY	656,329,725 JPY
Collections: Defaulted Receivables	2	5,162,924 JPY	5,171,055 JPY
Collections: Matured	829	638,523,472 JPY	639,324,400 JPY
Collections: Refinance Option	212	268,291,749 JPY	268,640,000 JPY
Collections: Repurchase	0	0 JPY	0 JPY
Sum	34,596	2,664,664,840 JPY	2,776,896,180 JPY

Available Distribution Amount

	Number of Contracts	Aggregate Amount of the Nominal Balance
(a) the Collections for the Monthly Period with respect to such Trust Calculation Date	34,596	2,776,896,180 JPY
(b) drawings from the Cash Collateral Ledger in accordance with Article 18.3 of the First Trust Agreement	0	0 JPY
(c) net investment earnings from Eligible Investments	0	0 JPY
(d) net proceeds from the sale or disposal of the Trust Assets of the First Trust	0	0 JPY
(e) any amount which is carried over from the immediately preceding Trust Calculation Date	0	0 JPY
Sum	34,596	2,776,896,180 JPY

Waterfall

There is no distinction between principal and interest, and all collections go through a single priority of payments			
		Payment	Remaining Amount
Available Distribution Amount	plus	2,776,896,180 JPY	2,776,896,180 JPY
(a) an amount necessary for the payment of all taxes and public charges to be paid to the relevant public authority by the immediately following First Trust Payment Date.	less	0 JPY	2,776,896,180 JPY
(b) an amount necessary for the payment of all Fees for the Trustee of the First Trust to be paid to the Trustee of the First Trust by the immediately following First Trust Payment Date.	less	570,170 JPY	2,776,326,010 JPY
(c) an amount necessary for the payment of the Servicing Fee to be paid to the Servicer by the immediately following First Trust Payment Date.	less	57,017,110 JPY	2,719,308,900 JPY
(d) an amount necessary for the payment of the Trust Expenses of the First Trust as provided in Article 23.1 (including the Rating Fees, Costs of the Second Trust and those fees not otherwise covered by (b) or (c) above) to be paid to the relevant party by the immediately following First Trust Payment Date (including any amounts advanced by the Trustee of the First Trust pursuant to Article 23.3)	less	585,830 JPY	2,718,723,070 JPY
(e) an amount necessary for the payment of overdue and unpaid interest on the Asset Backed Loans to the First Trust (if any) to be paid to the Trustee of the Second Trust by the immediately following First Trust Payment Date.	less	0 JPY	2,718,723,070 JPY
(f) an amount necessary for the payment to the Trustee of the Second Trust of interest on the Asset Backed Loan to the First Trust accruing during the relevant Interest Calculation Period	less	9,140,665 JPY	2,709,582,405 JPY
(g) an amount necessary to top up the balance thereof until it is equal to the Cash Collateral Ledger Target Balance	less	0 JPY	2,709,582,405 JPY
(h) (i) prior to the expiration of the Revolving Period: an amount necessary for the redemption of any Additional Senior Beneficial Interest;	less	2,709,582,405 JPY	0 JPY
(ii) following the expiration of the Revolving Period and prior to the occurrence of an Early Amortization Event, an amount necessary for the payment to the Trustee of the Second Trust of the Asset Backed Loan Principal Payment Amount for the relevant First Trust Payment Date.			
(iii) following the occurrence of the Early Amortization Event, an amount necessary for the payment to the Trustee of the Second Trust of the remaining principal balance of the Asset Backed Loan to the First Trust.			
(i) an amount necessary for the payment to the Trustee of the First Trust of any Indemnified Amounts which are not compensated by the Trustor of the First Trust	less	0 JPY	0 JPY
(j) an amount necessary for the payment to the Subordinated Beneficiary of the Subordinated Beneficial Principal Payment Amount for the relevant First Trust Payment Date.	less	0 JPY	0 JPY
(k) (i) prior to the expiration of the Revolving Period, then (x) if a transfer is made under (j) above, such remaining amount will be transferred to the Expenses Distribution Ledger for payment to the Subordinated Beneficiary as a payment of earnings on the Subordinated Beneficial Interest, and such payment shall be made on the First Trust Payment Date immediately following such Trust Calculation Date or (y) if no transfer is made under (j) above, such remaining amount will be carried forward to the next Trust Calculation Date.	less	0 JPY	0 JPY
(ii) following the expiration of the Revolving Period and prior to the occurrence of an Early Amortization Event, then such remaining amount will be transferred to the Expenses Distribution Ledger for payment to the Subordinated Beneficiary as a payment of earnings on the Subordinated Beneficial Interest, and such payment shall be made on the First Trust Payment Date immediately following such Trust Calculation Date.			
(iii) following the occurrence of an Early Amortization Event, the remaining amount in the Trust Collection Ledger will be carried forward to the next Trust Calculation Date.			

Credit Enhancement

Subordinated Principal Balance as of the relevant First Trust Payment Date

	Percentage of Aggregate Discounted Principal Balance	Value
(i) the aggregate amount of the Discounted Principal Balance of all Auto Loan Receivables outstanding		60,687,680,364 JPY
(ii) Asset Backed Loan Principal Balance on the relevant First Trust Payment Date		55,020,935,075 JPY
Overcollateralization (= (i) - (ii))	9.34 %	5,666,745,289 JPY
Trust Collection Ledger which is carried over from the immediately preceding Trust Calculation Date	0.00 %	0 JPY
The amount in the Cash Collateral Ledger	0.57 %	345,000,000 JPY
Subordinated Principal Balance	9.91 %	6,011,745,289 JPY

Trust Management Account (TMA)

	in JPY	+/-	in JPY (previous)
Initial Balance on Cash Entrustment Date	345,000,000 JPY		
Outstanding Balance on First Trust Payment Date	345,000,000 JPY	0 JPY	345,000,000 JPY
(a) Expenses Distribution Ledger	0 JPY	0 JPY	0 JPY
(b) Trust Collection Ledger	0 JPY	0 JPY	0 JPY
(c) Cash Collateral Ledger	345,000,000 JPY	0 JPY	345,000,000 JPY
Cash Collateral Ledger Target Balance	345,000,000 JPY		

Calculation of Credit Enhancement

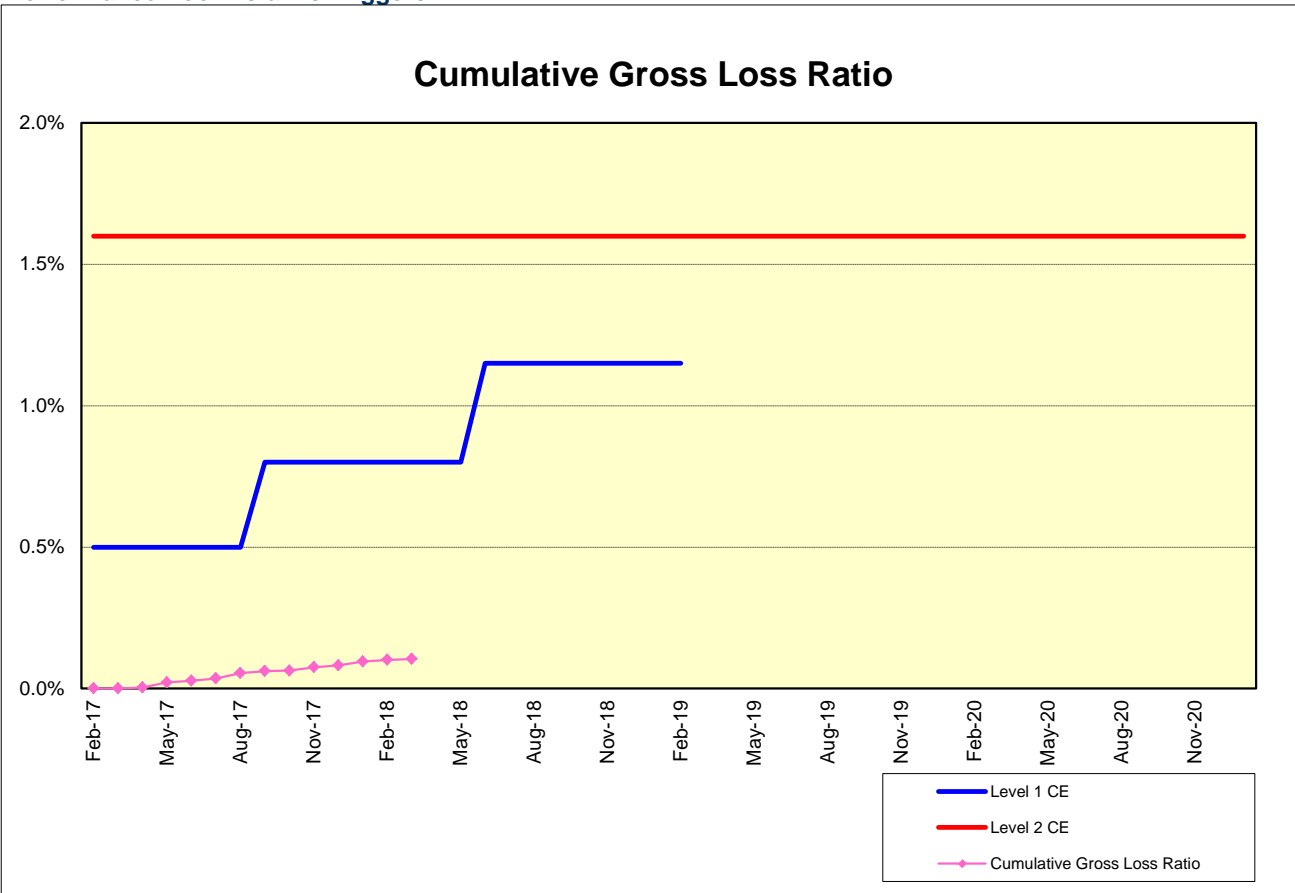
Driver Japan six's Credit Enhancement consists of the items listed above in the Subordinated Principal Balance as of the relevant date of determination (immediately following the First Trust Payment Date). The result provides an absolute value, which will be applied to the (amortized) Aggregate Discounted Principal Balance as of the end of the relevant date.

The transaction has a Revolving Period of 12 months until February 2018.

Asset Backed Loan Overcollateralization Percentage is (i) prior to the expiration of the Revolving Period, 8.5%, and (ii) following the expiration of the Revolving Period, 11.5%; provided, in each case no Credit Enhancement Increase Condition shall be in effect. After a Level 1 Credit Enhancement Increase Condition in effect, 17% and after a Level 2 Credit Enhancement Increase Condition is in effect, 100%.

Cumulative Gross Loss & Cumulative Repurchased Receivables

Performance Pool vis-a-vis Triggers



Cumulative Repurchased Receivables

	Number of Contracts	Repurchase Price
Beginning of Period	0	0 JPY
Repurchased Receivables	0	0 JPY
End of Period	0	0 JPY

Defaulted and Delinquent Contracts

Information of Delinquencies and Defaults

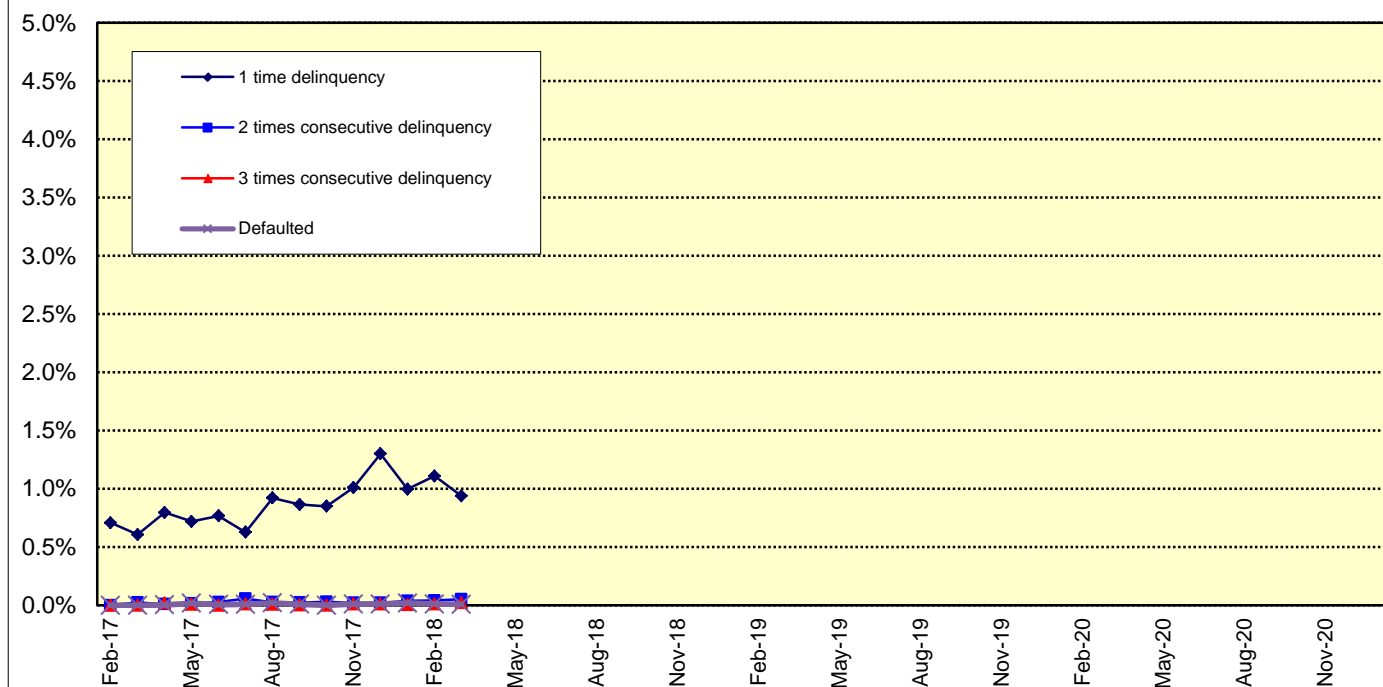
Current Reporting Period	Number of Contracts	Percentage of Contracts (*)	Outstanding Discounted Principal Balance	Percentage of Principal Balance (*)	Outstanding Nominal Balance	Percentage of Nominal Balance (*)
Delinquent	311	0.90 %	613,113,344 JPY	0.97 %	639,692,100 JPY	0.97 %
Default	2	0.01 %	5,162,924 JPY	0.01 %	5,171,055 JPY	0.01 %

(*) Based on the previous EoP

Delinquency Profile (Information Purpose Only)

Days in Arrears	Number of Contracts	Percentage of Contracts	Outstanding Discounted Principal Balance	Percentage of Principal Balance	Outstanding Nominal Balance	Percentage of Nominal Balance
1	290	0.87 %	569,429,143 JPY	0.94 %	594,201,100 JPY	0.94 %
2	15	0.05 %	31,173,094 JPY	0.05 %	32,519,700 JPY	0.05 %
3	6	0.02 %	12,511,107 JPY	0.02 %	12,971,300 JPY	0.02 %
Total	311	0.94 %	613,113,344 JPY	1.01 %	639,692,100 JPY	1.02 %

Delinquent / Defaulted (Gross Loss) Ratio



Run Out Schedule

ROS on the previous EoP on 2018/03/10

Next Payment Month	Number of Contracts	ABS Outstanding Principal	ABS Outstanding Interest	Outstanding Installment	ABS Remaining Principal	ABS Remaining Interest	ABS Remaining Installment
02.2018	34,596	63,352,345,204 JPY	2,345,062,996 JPY	65,697,408,200 JPY	0 JPY	0 JPY	0 JPY
03.2018	34,596	61,333,553,608 JPY	2,232,499,392 JPY	63,566,053,000 JPY	2,018,791,596 JPY	112,563,604 JPY	2,131,355,200 JPY
04.2018	33,552	59,983,691,638 JPY	2,123,169,262 JPY	62,106,860,900 JPY	1,349,861,970 JPY	109,330,130 JPY	1,459,192,100 JPY
05.2018	33,202	58,462,648,276 JPY	2,016,257,224 JPY	60,478,905,500 JPY	1,521,043,362 JPY	106,912,038 JPY	1,627,955,400 JPY
06.2018	32,656	56,204,549,365 JPY	1,911,979,335 JPY	58,116,528,700 JPY	2,258,098,911 JPY	104,277,889 JPY	2,362,376,800 JPY
07.2018	31,898	54,068,302,357 JPY	1,811,622,443 JPY	55,879,924,800 JPY	2,136,247,008 JPY	100,356,892 JPY	2,236,603,900 JPY
08.2018	31,312	52,453,169,682 JPY	1,715,120,818 JPY	54,168,290,500 JPY	1,615,132,675 JPY	96,501,625 JPY	1,711,634,300 JPY
09.2018	30,793	50,718,441,536 JPY	1,621,515,464 JPY	52,339,957,000 JPY	1,734,728,146 JPY	93,605,354 JPY	1,828,333,500 JPY
10.2018	29,974	49,397,291,932 JPY	1,530,928,568 JPY	50,928,220,500 JPY	1,321,149,604 JPY	90,586,896 JPY	1,411,736,500 JPY
11.2018	29,515	47,987,948,133 JPY	1,442,749,367 JPY	49,430,697,500 JPY	1,409,343,799 JPY	88,179,201 JPY	1,497,523,000 JPY
12.2018	28,943	45,263,433,938 JPY	1,357,082,062 JPY	46,620,516,000 JPY	2,724,514,195 JPY	85,667,305 JPY	1,758,491,000 JPY
01.2019	28,072	43,536,185,674 JPY	1,276,305,926 JPY	44,812,491,600 JPY	1,727,248,264 JPY	80,776,136 JPY	1,808,024,400 JPY
02.2019	27,524	41,892,391,272 JPY	1,198,638,028 JPY	43,091,029,300 JPY	1,643,794,402 JPY	77,667,898 JPY	1,721,462,300 JPY
03.2019	26,760	39,675,800,525 JPY	1,123,874,375 JPY	40,799,674,900 JPY	2,216,590,747 JPY	74,763,653 JPY	2,291,354,900 JPY
04.2019	25,499	38,168,578,517 JPY	1,052,932,283 JPY	39,221,510,800 JPY	1,507,222,008 JPY	70,942,092 JPY	1,578,164,100 JPY
05.2019	24,933	36,478,446,664 JPY	984,573,136 JPY	37,463,019,800 JPY	1,690,131,853 JPY	68,359,147 JPY	1,758,491,000 JPY
06.2019	24,175	34,127,169,868 JPY	919,055,332 JPY	35,046,225,200 JPY	2,351,276,796 JPY	65,517,804 JPY	2,416,794,600 JPY
07.2019	23,210	32,086,660,572 JPY	857,474,928 JPY	32,944,135,500 JPY	2,040,509,296 JPY	61,580,404 JPY	2,102,089,700 JPY
08.2019	22,493	30,425,547,588 JPY	799,373,012 JPY	31,224,920,600 JPY	1,661,112,984 JPY	58,101,916 JPY	1,719,214,900 JPY
09.2019	21,755	28,383,631,821 JPY	743,970,179 JPY	29,127,602,000 JPY	2,041,915,767 JPY	55,402,833 JPY	2,097,318,600 JPY
10.2019	20,653	26,877,228,030 JPY	691,704,070 JPY	27,568,932,100 JPY	1,506,403,791 JPY	52,266,109 JPY	1,558,669,900 JPY
11.2019	19,911	25,015,024,624 JPY	641,894,876 JPY	25,656,919,500 JPY	1,862,203,406 JPY	49,809,194 JPY	1,912,012,600 JPY
12.2019	18,932	23,264,013,385 JPY	594,918,215 JPY	23,858,931,600 JPY	1,751,011,239 JPY	46,976,661 JPY	1,797,987,900 JPY
01.2020	18,384	22,112,133,997 JPY	551,060,703 JPY	22,663,194,700 JPY	1,151,879,388 JPY	43,857,512 JPY	1,195,736,900 JPY
02.2020	17,955	21,010,966,332 JPY	509,274,868 JPY	21,520,241,200 JPY	1,101,167,665 JPY	41,785,835 JPY	1,142,953,500 JPY
03.2020	17,351	19,677,936,240 JPY	469,414,760 JPY	20,147,351,000 JPY	1,333,030,092 JPY	39,860,108 JPY	1,372,890,200 JPY
04.2020	16,514	18,861,232,048 JPY	431,758,552 JPY	19,292,990,600 JPY	816,704,192 JPY	37,656,208 JPY	854,360,400 JPY
05.2020	16,209	17,984,727,813 JPY	395,594,787 JPY	18,380,322,600 JPY	876,504,235 JPY	36,163,765 JPY	912,668,000 JPY
06.2020	15,769	16,844,146,924 JPY	361,015,976 JPY	17,205,162,900 JPY	1,140,580,889 JPY	34,578,811 JPY	1,175,159,700 JPY
07.2020	15,301	15,822,346,986 JPY	328,555,714 JPY	16,150,902,700 JPY	1,021,799,938 JPY	32,460,262 JPY	1,054,260,200 JPY
08.2020	14,963	14,979,484,736 JPY	298,070,564 JPY	15,277,555,300 JPY	842,862,250 JPY	30,485,150 JPY	873,347,400 JPY
09.2020	14,539	14,205,690,580 JPY	269,158,720 JPY	14,474,849,300 JPY	773,794,156 JPY	28,911,844 JPY	802,706,000 JPY
10.2020	14,047	13,590,042,514 JPY	241,717,886 JPY	13,831,760,400 JPY	615,648,066 JPY	27,440,834 JPY	643,088,900 JPY
11.2020	13,748	12,980,107,578 JPY	215,507,222 JPY	13,195,614,800 JPY	609,934,936 JPY	26,210,664 JPY	636,145,600 JPY
12.2020	13,414	11,926,296,482 JPY	190,520,718 JPY	12,116,817,200 JPY	1,053,811,096 JPY	24,986,504 JPY	1,078,797,600 JPY
01.2021	12,976	11,095,030,134 JPY	167,649,366 JPY	11,262,679,500 JPY	831,266,348 JPY	22,871,352 JPY	854,137,600 JPY
02.2021	12,433	10,214,078,349 JPY	146,365,551 JPY	10,360,443,900 JPY	880,951,785 JPY	21,283,815 JPY	902,235,600 JPY
03.2021	11,626	9,197,299,073 JPY	126,747,727 JPY	9,324,046,800 JPY	1,016,779,276 JPY	19,617,824 JPY	1,036,397,100 JPY
04.2021	10,486	8,585,141,586 JPY	109,026,814 JPY	8,694,168,400 JPY	612,157,487 JPY	17,720,913 JPY	629,878,400 JPY
05.2021	9,922	7,902,089,584 JPY	92,529,516 JPY	7,994,619,100 JPY	683,052,002 JPY	16,497,298 JPY	699,549,300 JPY
06.2021	9,164	7,050,670,733 JPY	77,367,267 JPY	7,128,038,000 JPY	851,418,851 JPY	15,162,249 JPY	866,581,100 JPY
07.2021	8,343	6,124,296,941 JPY	63,922,959 JPY	6,188,219,900 JPY	926,373,792 JPY	13,444,308 JPY	939,818,100 JPY
08.2021	7,518	5,300,493,036 JPY	52,265,564 JPY	5,352,758,600 JPY	823,803,905 JPY	11,657,395 JPY	835,461,300 JPY
09.2021	6,572	4,254,480,111 JPY	42,119,789 JPY	4,296,599,900 JPY	1,046,012,925 JPY	10,145,775 JPY	1,056,158,700 JPY
10.2021	5,311	3,578,007,126 JPY	33,945,674 JPY	3,611,952,800 JPY	676,472,985 JPY	8,174,115 JPY	684,647,100 JPY
11.2021	4,520	2,733,902,711 JPY	27,028,389 JPY	2,760,931,100 JPY	844,104,415 JPY	6,917,285 JPY	851,021,700 JPY
12.2021	3,472	2,270,656,506 JPY	21,643,594 JPY	2,292,300,100 JPY	463,246,205 JPY	5,384,795 JPY	468,631,000 JPY
01.2022	3,102	1,936,807,406 JPY	17,159,294 JPY	1,953,966,700 JPY	333,849,100 JPY	4,484,300 JPY	338,333,400 JPY
02.2022	2,780	1,601,163,758 JPY	13,330,842 JPY	1,614,494,600 JPY	335,643,648 JPY	3,828,452 JPY	339,472,100 JPY
03.2022	2,400	1,155,910,850 JPY	10,152,350 JPY	1,166,063,200 JPY	445,252,908 JPY	3,178,492 JPY	448,431,400 JPY
04.2022	1,801	954,105,512 JPY	7,779,788 JPY	961,885,300 JPY	201,805,338 JPY	2,372,562 JPY	204,177,900 JPY
05.2022	1,536	748,391,065 JPY	5,797,935 JPY	754,189,000 JPY	205,714,447 JPY	1,981,853 JPY	207,696,300 JPY
06.2022	1,240	524,745,370 JPY	4,199,530 JPY	528,944,900 JPY	223,645,695 JPY	1,598,405 JPY	225,244,100 JPY
07.2022	933	377,932,052 JPY	3,033,248 JPY	380,965,300 JPY	146,813,318 JPY	1,166,282 JPY	147,979,600 JPY
08.2022	745	275,671,223 JPY	2,172,977 JPY	277,844,200 JPY	102,260,829 JPY	860,271 JPY	103,121,100 JPY
09.2022	544	159,073,870 JPY	1,524,230 JPY	160,598,100 JPY	116,597,353 JPY	648,747 JPY	117,246,100 JPY
10.2022	351	90,267,200 JPY	1,121,100 JPY	91,388,300 JPY	68,806,670 JPY	403,130 JPY	69,209,800 JPY
11.2022	246	57,132,332 JPY	877,668 JPY	58,010,000 JPY	33,134,868 JPY	243,432 JPY	33,378,300 JPY
12.2022	184	44,292,749 JPY	708,551 JPY	45,001,300 JPY	12,839,583 JPY	169,117 JPY	13,008,700 JPY
01.2023	158	35,850,590 JPY	576,710 JPY	36,427,300 JPY	8,442,159 JPY	131,841 JPY	8,574,000 JPY
02.2023	143	30,039,270 JPY	469,230 JPY	30,508,500 JPY	5,811,320 JPY	107,480 JPY	5,918,800 JPY
03.2023	123	25,011,500 JPY	378,500 JPY	25,390,000 JPY	5,027,770 JPY	90,730 JPY	5,118,500 JPY
04.2023	100	20,881,806 JPY	302,294 JPY	21,184,100 JPY	4,129,694 JPY	76,206 JPY	4,205,900 JPY
05.2023	90	17,103,466 JPY	238,434 JPY	17,341,900 JPY	3,778,340 JPY	63,860 JPY	3,842,200 JPY
06.2023	71	13,411,116 JPY	185,884 JPY	13,597,000 JPY	3,692,350 JPY	52,550 JPY	3,744,900 JPY
07.2023	54	9,913,164 JPY	144,136 JPY	10,057,300 JPY	3,497,952 JPY	41,748 JPY	3,539,700 JPY
08.2023	48	7,476,993 JPY	113,107 JPY	7,590,100 JPY	2,436,171 JPY	31,029 JPY	2,467,200 JPY
09.2023	39	5,850,380 JPY	89,620 JPY	5,940,000 JPY	1,626,613 JPY	23,487 JPY	1,650,100 JPY
10.2023	25	4,795,064 JPY	71,136 JPY	4,866,200 JPY	1,055,316 JPY	18,484 JPY	1,073,800 JPY
11.2023	15	4,166,883 JPY	55,917 JPY	4,222,800 JPY	628,181 JPY	15,219 JPY	643,400 JPY
12.2023	12	2,868,255 JPY	42,645 JPY	2,910,900 JPY	1,298,628 JPY	13,272 JPY	1,311,900 JPY
01.2024	10	2,314,191 JPY	33,509 JPY	2,347,700 JPY	554,064 JPY	9,136 JPY	563,200 JPY
02.2024	9	1,952,261 JPY	26,139 JPY	1,978,400 JPY	361,930 JPY	7,370 JPY	369,300 JPY
03.2024	7	1,670,980 JPY	19,920 JPY	1,690,900 JPY	281,281 JPY	6,219 JPY	287,500 JPY
04.2024	6	1,442,602 JPY	14,598 JPY	1,457,200 JPY	228,378 JPY	5,322 JPY	233,700 JPY
05.2024	5	1,264,097 JPY	10,003 JPY	1,274,100 JPY	178,505 JPY	4,595 JPY	183,100 JPY
06.2024	5	1,085,024 JPY	5,976 JPY	1,091,000 JPY	179,073 JPY	4,027 JPY	183,100 JPY
07.2024	5	415,380 JPY	2,520 JPY	417,900 JPY	669,644 JPY	3,456 JPY	673,100 JPY
08.2024	4	263,803 JPY	1,197 JPY	265,000 JPY	151,577 JPY	1,323 JPY	152,900 JPY
09.2024	4	111,744 JPY	356 JPY	112,100 JPY	152,059 JPY	841 JPY	152,900 JPY
10.2024	3	0 JPY	0 JPY	0 JPY	111,744 JPY	356 JPY	112,100 JPY

Run Out Schedule

ROS on the relevant EoP on 2018/04/10

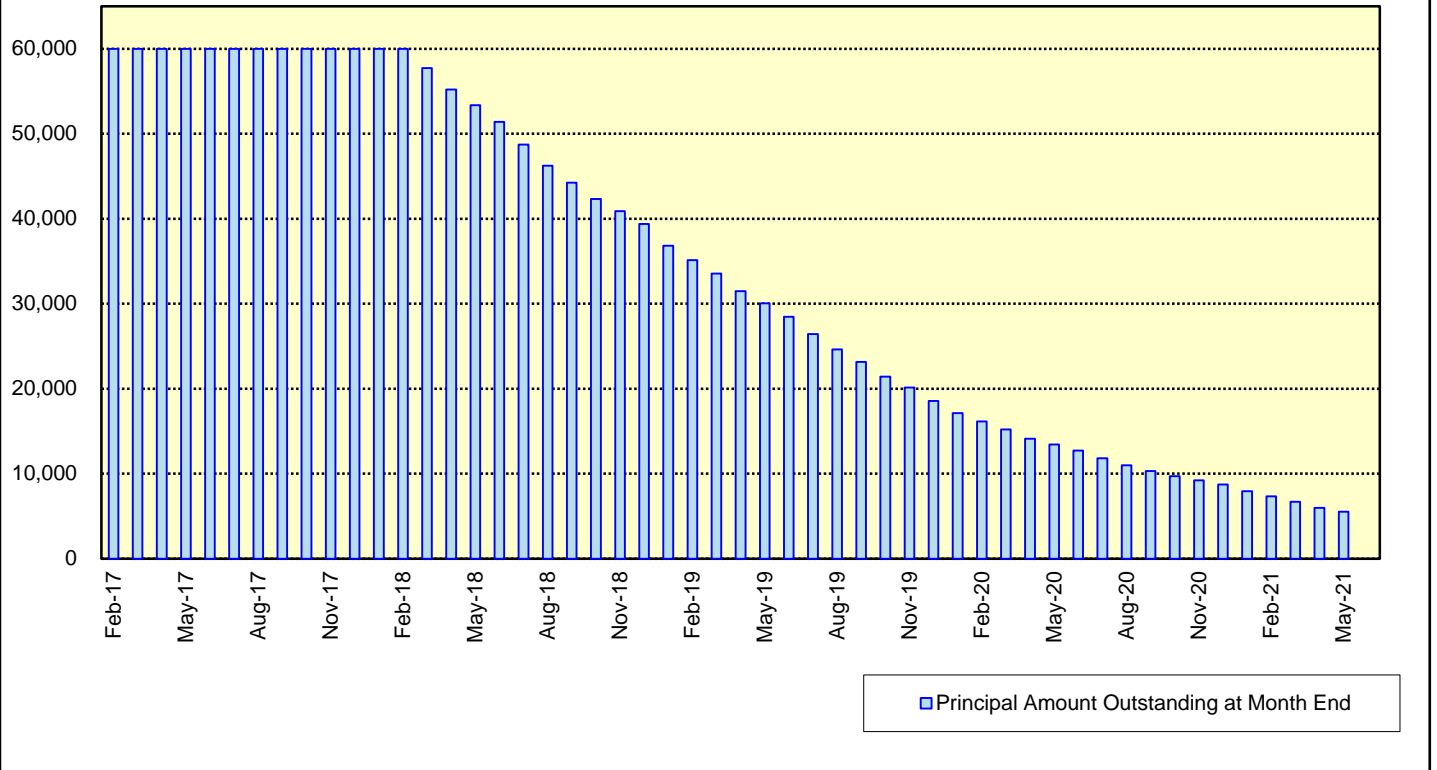
Next Payment Month	Number of Contracts	ABS Outstanding Principal	ABS Outstanding Interest	Outstanding Installment	ABS Remaining Principal	ABS Remaining Interest	ABS Remaining Installment
03.2018	33,186	60,687,680,364 JPY	2,214,283,036 JPY	62,901,963,400 JPY	0 JPY	0 JPY	0 JPY
04.2018	33,186	59,365,028,122 JPY	2,106,147,378 JPY	61,471,175,500 JPY	1,322,652,242 JPY	108,135,658 JPY	1,430,787,900 JPY
05.2018	32,851	57,871,718,817 JPY	2,000,380,283 JPY	59,872,099,100 JPY	1,493,309,305 JPY	105,767,095 JPY	1,599,076,400 JPY
06.2018	32,315	55,652,885,330 JPY	1,897,195,370 JPY	57,550,080,700 JPY	2,218,833,487 JPY	103,184,913 JPY	2,322,018,400 JPY
07.2018	31,571	53,551,236,849 JPY	1,797,870,751 JPY	55,349,107,600 JPY	2,101,648,481 JPY	99,324,619 JPY	2,200,973,100 JPY
08.2018	30,999	51,959,401,041 JPY	1,702,343,459 JPY	53,661,744,500 JPY	1,591,835,808 JPY	95,527,292 JPY	1,687,363,100 JPY
09.2018	30,489	50,257,146,745 JPY	1,609,664,055 JPY	51,866,810,800 JPY	1,702,254,296 JPY	92,679,404 JPY	1,794,933,700 JPY
10.2018	29,687	48,955,553,456 JPY	1,519,952,844 JPY	50,475,506,300 JPY	1,301,593,289 JPY	89,711,211 JPY	1,391,304,500 JPY
11.2018	29,237	47,565,109,481 JPY	1,432,612,719 JPY	48,997,722,200 JPY	1,390,443,975 JPY	87,340,125 JPY	1,477,784,100 JPY
12.2018	28,676	44,876,711,322 JPY	1,347,748,178 JPY	46,224,459,500 JPY	2,688,398,159 JPY	84,864,541 JPY	2,773,262,700 JPY
01.2019	27,817	43,168,042,308 JPY	1,267,706,692 JPY	44,435,749,000 JPY	1,708,669,014 JPY	80,041,486 JPY	1,788,710,500 JPY
02.2019	27,277	41,549,747,484 JPY	1,190,737,816 JPY	42,740,485,300 JPY	1,618,294,824 JPY	76,968,876 JPY	1,695,263,700 JPY
03.2019	26,523	39,382,793,250 JPY	1,116,624,150 JPY	40,499,417,400 JPY	2,166,954,234 JPY	74,113,666 JPY	2,241,067,900 JPY
04.2019	25,293	37,889,436,741 JPY	1,046,248,459 JPY	38,935,685,200 JPY	1,493,356,509 JPY	70,375,691 JPY	1,563,732,200 JPY
05.2019	24,735	36,216,166,221 JPY	978,426,079 JPY	37,194,592,300 JPY	1,673,270,520 JPY	67,822,380 JPY	1,741,092,900 JPY
06.2019	23,982	33,885,887,214 JPY	913,413,186 JPY	34,799,300,400 JPY	2,330,279,007 JPY	65,012,893 JPY	2,395,291,900 JPY
07.2019	23,026	31,862,101,627 JPY	852,299,173 JPY	32,714,400,800 JPY	2,023,785,587 JPY	61,114,013 JPY	2,084,899,600 JPY
08.2019	22,318	30,211,171,071 JPY	794,631,729 JPY	31,005,802,800 JPY	1,650,930,556 JPY	57,667,444 JPY	1,708,598,000 JPY
09.2019	21,583	28,182,573,054 JPY	739,645,146 JPY	28,922,218,200 JPY	2,028,598,017 JPY	54,986,583 JPY	2,083,584,900 JPY
10.2019	20,488	26,689,334,845 JPY	687,772,755 JPY	27,377,107,600 JPY	1,493,238,209 JPY	51,872,391 JPY	1,545,110,600 JPY
11.2019	19,754	24,845,741,872 JPY	638,330,528 JPY	25,484,072,400 JPY	1,843,592,973 JPY	49,442,227 JPY	1,893,035,200 JPY
12.2019	18,785	23,115,792,721 JPY	591,693,879 JPY	23,707,486,600 JPY	1,729,949,151 JPY	46,636,649 JPY	1,776,585,800 JPY
01.2020	18,248	21,971,762,221 JPY	548,136,279 JPY	22,519,898,500 JPY	1,144,030,500 JPY	43,557,600 JPY	1,187,588,100 JPY
02.2020	17,823	20,883,740,787 JPY	506,632,813 JPY	21,390,373,600 JPY	1,088,021,434 JPY	41,503,466 JPY	1,129,524,900 JPY
03.2020	17,225	19,561,693,003 JPY	467,031,897 JPY	20,028,724,900 JPY	1,322,047,784 JPY	39,600,916 JPY	1,361,648,700 JPY
04.2020	16,399	18,753,715,542 JPY	429,611,858 JPY	19,183,327,400 JPY	807,977,461 JPY	37,420,039 JPY	845,397,500 JPY
05.2020	16,103	17,886,756,142 JPY	393,666,558 JPY	18,280,422,700 JPY	866,959,400 JPY	35,945,300 JPY	902,904,700 JPY
06.2020	15,669	16,754,099,542 JPY	359,289,458 JPY	17,113,389,000 JPY	1,132,656,600 JPY	34,377,100 JPY	1,167,033,700 JPY
07.2020	15,207	15,739,487,068 JPY	327,012,632 JPY	16,066,499,700 JPY	1,014,612,474 JPY	32,276,826 JPY	1,046,889,300 JPY
08.2020	14,871	14,902,925,198 JPY	296,695,602 JPY	15,199,620,800 JPY	836,561,870 JPY	30,317,030 JPY	866,878,900 JPY
09.2020	14,452	14,133,238,896 JPY	267,938,904 JPY	14,401,177,800 JPY	769,686,302 JPY	28,756,698 JPY	798,443,000 JPY
10.2020	13,966	13,522,127,614 JPY	240,644,286 JPY	13,762,771,900 JPY	611,111,282 JPY	27,294,618 JPY	638,405,900 JPY
11.2020	13,672	12,915,172,781 JPY	214,570,019 JPY	13,129,742,800 JPY	606,954,833 JPY	26,074,267 JPY	633,029,100 JPY
12.2020	13,340	11,868,492,729 JPY	189,713,571 JPY	12,058,206,300 JPY	1,046,680,052 JPY	24,856,448 JPY	1,071,536,500 JPY
01.2021	12,908	11,043,134,036 JPY	166,956,964 JPY	11,210,091,000 JPY	825,358,693 JPY	22,756,607 JPY	848,115,300 JPY
02.2021	12,371	10,170,165,338 JPY	145,775,962 JPY	10,315,941,300 JPY	872,968,698 JPY	21,181,002 JPY	894,149,700 JPY
03.2021	11,572	9,158,094,842 JPY	126,245,958 JPY	9,284,340,800 JPY	1,012,070,496 JPY	19,530,004 JPY	1,031,600,500 JPY
04.2021	10,439	8,547,950,285 JPY	108,604,415 JPY	8,656,554,700 JPY	610,144,557 JPY	17,641,543 JPY	627,786,100 JPY
05.2021	9,877	7,867,877,243 JPY	92,182,357 JPY	7,960,059,600 JPY	680,073,042 JPY	16,422,058 JPY	696,495,100 JPY
06.2021	9,122	7,020,734,987 JPY	77,089,113 JPY	7,097,824,100 JPY	847,142,256 JPY	15,093,244 JPY	862,235,500 JPY
07.2021	8,307	6,097,645,514 JPY	63,704,386 JPY	6,161,349,900 JPY	923,089,473 JPY	13,384,727 JPY	936,474,200 JPY
08.2021	7,485	5,276,777,521 JPY	52,100,179 JPY	5,328,877,900 JPY	820,867,993 JPY	11,604,207 JPY	832,472,200 JPY
09.2021	6,542	4,237,377,772 JPY	42,001,728 JPY	4,279,379,500 JPY	1,039,399,749 JPY	10,098,451 JPY	1,049,498,200 JPY
10.2021	5,290	3,564,204,358 JPY	33,860,342 JPY	3,598,064,700 JPY	673,173,414 JPY	8,141,386 JPY	681,314,800 JPY
11.2021	4,503	2,723,689,157 JPY	26,970,043 JPY	2,750,659,200 JPY	840,515,201 JPY	6,890,299 JPY	847,405,500 JPY
12.2021	3,458	2,262,646,208 JPY	21,605,092 JPY	2,284,251,300 JPY	461,042,949 JPY	5,364,951 JPY	466,407,900 JPY
01.2022	3,091	1,931,818,650 JPY	17,136,650 JPY	1,948,955,300 JPY	330,827,558 JPY	4,468,442 JPY	335,296,000 JPY
02.2022	2,772	1,596,502,430 JPY	13,318,170 JPY	1,609,820,600 JPY	335,316,220 JPY	3,818,480 JPY	339,134,700 JPY
03.2022	2,392	1,154,247,382 JPY	10,148,918 JPY	1,164,396,300 JPY	442,255,048 JPY	3,169,252 JPY	445,424,300 JPY
04.2022	1,797	953,989,552 JPY	7,779,048 JPY	961,768,600 JPY	200,257,830 JPY	2,369,870 JPY	202,627,700 JPY
05.2022	1,535	748,313,636 JPY	5,797,564 JPY	754,111,200 JPY	205,675,916 JPY	1,981,484 JPY	207,657,400 JPY
06.2022	1,239	524,706,594 JPY	4,199,406 JPY	528,906,000 JPY	223,607,042 JPY	1,598,158 JPY	225,205,200 JPY
07.2022	932	377,932,052 JPY	3,033,248 JPY	380,965,300 JPY	146,774,542 JPY	1,166,158 JPY	147,940,700 JPY
08.2022	745	275,671,223 JPY	2,172,977 JPY	277,844,200 JPY	102,260,829 JPY	860,271 JPY	103,121,100 JPY
09.2022	544	159,073,870 JPY	1,524,230 JPY	160,598,100 JPY	116,597,353 JPY	648,747 JPY	117,246,100 JPY
10.2022	351	90,267,200 JPY	1,121,100 JPY	91,388,300 JPY	68,806,670 JPY	403,130 JPY	69,209,800 JPY
11.2022	246	57,132,332 JPY	877,668 JPY	58,010,000 JPY	33,134,868 JPY	243,432 JPY	33,378,300 JPY
12.2022	184	44,292,749 JPY	708,551 JPY	45,001,300 JPY	12,839,583 JPY	169,117 JPY	13,008,700 JPY
01.2023	158	35,850,590 JPY	576,710 JPY	36,427,300 JPY	8,442,159 JPY	131,841 JPY	8,574,000 JPY
02.2023	143	30,039,270 JPY	469,230 JPY	30,508,500 JPY	5,811,320 JPY	107,480 JPY	5,918,800 JPY
03.2023	123	25,011,500 JPY	378,500 JPY	25,390,000 JPY	5,027,770 JPY	90,730 JPY	5,118,500 JPY
04.2023	100	20,881,806 JPY	302,294 JPY	21,184,100 JPY	4,129,694 JPY	76,206 JPY	4,205,900 JPY
05.2023	90	17,103,466 JPY	238,434 JPY	17,341,900 JPY	3,778,340 JPY	63,860 JPY	3,842,200 JPY
06.2023	71	13,411,116 JPY	185,884 JPY	13,597,000 JPY	3,692,350 JPY	52,550 JPY	3,744,900 JPY
07.2023	54	9,913,164 JPY	144,136 JPY	10,057,300 JPY	3,497,952 JPY	41,748 JPY	3,539,700 JPY
08.2023	48	7,476,993 JPY	113,107 JPY	7,590,100 JPY	2,436,171 JPY	31,029 JPY	2,467,200 JPY
09.2023	39	5,850,380 JPY	89,620 JPY	5,940,000 JPY	1,626,613 JPY	23,487 JPY	1,650,100 JPY
10.2023	25	4,795,064 JPY	71,136 JPY	4,866,200 JPY	1,055,316 JPY	18,484 JPY	1,073,800 JPY
11.2023	15	4,166,883 JPY	55,917 JPY	4,222,800 JPY	628,181 JPY	15,219 JPY	643,400 JPY
12.2023	12	2,868,255 JPY	42,645 JPY	2,910,900 JPY	1,298,628 JPY	13,272 JPY	1,311,900 JPY
01.2024	10	2,314,191 JPY	33,509 JPY	2,347,700 JPY	554,064 JPY	9,136 JPY	563,200 JPY
02.2024	9	1,952,261 JPY	26,139 JPY	1,978,400 JPY	361,930 JPY	7,370 JPY	369,300 JPY
03.2024	7	1,670,980 JPY	19,920 JPY	1,690,900 JPY	281,281 JPY	6,219 JPY	287,500 JPY
04.2024	6	1,442,602 JPY	14,598 JPY	1,457,200 JPY	228,378 JPY	5,322 JPY	233,700 JPY
05.2024	5	1,264,097 JPY	10,003 JPY	1,274,100 JPY	178,505 JPY	4,595 JPY	183,100 JPY
06.2024	5	1,085,024 JPY	5,976 JPY	1,091,000 JPY	179,073 JPY	4,027 JPY	183,100 JPY
07.2024	5	415,380 JPY	2,520 JPY	417,900 JPY	669,644 JPY	3,456 JPY	673,100 JPY
08.2024	4	263,803 JPY	1,197 JPY	265,000 JPY	151,577 JPY	1,323 JPY	152,900 JPY
09.2024	4	111,744 JPY	356 JPY	112,100 JPY	152,059 JPY	841 JPY	152,900 JPY
10.2024	3	0 JPY	0 JPY	0 JPY	111,744 JPY	356 JPY	112,100 JPY

Expected Amortisation

Expected Amortization to the Second Trust

JPY mil.

Assuming a Clean-Up Call at 10% of the Initial Outstanding Balance, annual prepayments of 10% and 0% defaults.



Distribution by Sub-Servicer

Sub-Servicer	Number of Loans	Percentage of Loans	Outstanding Principal Balance	Percentage of Balance
Cedyna	19,579	59.00 %	36,554,358,956 JPY	60.23 %
Jaccs	13,607	41.00 %	24,133,321,408 JPY	39.77 %
Total	33,186	100.00 %	60,687,680,364 JPY	100.00 %

Distribution by Brand

Make	Number of Loans	Percentage of Loans	Outstanding Discounted Principal Balance	Percentage of Balance
VW	21,194	63.86 %	32,354,042,322 JPY	53.31 %
Audi	11,960	36.04 %	28,226,450,990 JPY	46.51 %
Bentley	14	0.04 %	75,680,654 JPY	0.12 %
Lamborghini	4	0.01 %	20,864,782 JPY	0.03 %
Other	14	0.04 %	10,641,616 JPY	0.02 %
Total	33,186	100.00 %	60,687,680,364 JPY	100.00 %

Distribution by New and Used
Distribution by New and Used

New or Used	Number of Loans	Percentage of Loans	Outstanding Discounted Principal Balance	Percentage of Balance
New	22,090	66.56 %	46,980,273,033 JPY	77.41 %
Used	8,809	26.54 %	12,627,397,056 JPY	20.81 %
Used (Prolonged)	2,287	6.89 %	1,080,010,275 JPY	1.78 %
Total	33,186	100.00 %	60,687,680,364 JPY	100.00 %

Distribution by Brand New and Used

New or Used	Number of Loans	Percentage of Loans	Outstanding Discounted Principal Balance	Percentage of Balance
VW New	14,758	44.47 %	26,582,504,492 JPY	43.80 %
VW Used	4,757	14.33 %	5,226,634,648 JPY	8.61 %
VW Used (Prolonged)	1,679	5.06 %	544,903,182 JPY	0.90 %
Audi New	7,321	22.06 %	20,343,846,759 JPY	33.52 %
Audi Used	4,031	12.15 %	7,347,497,138 JPY	12.11 %
Audi Used (Prolonged)	608	1.83 %	535,107,093 JPY	0.88 %
Other	32	0.10 %	107,187,052 JPY	0.18 %
Total	33,186	100.00 %	60,687,680,364 JPY	100.00 %

Distribution by Product Type

Loan Type List

Loan Type	Description
100	Volkswagen Owner's Plan
100	Audi Owner's Plan
100	Lamborghini Auto Loan
100	Bentley Auto Loan
101	Twin Loan
105	Refinanced Volkswagen Solutions
106	Refinanced Volkswagen Das Welt Auto with refinance option *
106	Refinanced Audi S-Loan/ S-Loan Plus
106	Refinanced Lamborghini Hyper Premium Plan
106	Refinanced Bentley My Flying B
140	Volkswagen Solutions
150	Volkswagen Das Welt Auto with refinance option **
150	Audi S-Loan
150	Lamborghini Hyper Premium Plan
150	Bentley My Flying B
151	Audi S-Loan Plus

(*) The name was changed from "Refinanced Volkswagen GUC with refinance option" effective from 1 February 2012.

No other changes were made to auto loan agreements.

(**) The name was changed from "Volkswagen GUC with refinance option" effective from 1 February 2012.

No other changes were made to auto loan agreements.

Product Type

Loan Type	Number of Loans	Percentage of Loans	Outstanding Discounted Principal Balance	Percentage of Balance
100	4,671	14.08 %	5,712,604,600 JPY	9.41 %
101	0	0.00 %	0 JPY	0.00 %
105	1,617	4.87 %	534,413,333 JPY	0.88 %
106	670	2.02 %	545,596,942 JPY	0.90 %
140-VFJ	2,150	6.48 %	3,833,240,808 JPY	6.32 %
140-Dealer	11,497	34.64 %	21,361,445,774 JPY	35.20 %
150	11,934	35.96 %	26,889,844,082 JPY	44.31 %
151	647	1.95 %	1,810,534,825 JPY	2.98 %
Total	33,186	100.00 %	60,687,680,364 JPY	100.00 %

Credit Type

Credit Type	Number of Loans	Percentage of Loans	Outstanding Discounted Principal Balance	Percentage of Balance
Balloon Type Loan	26,228	79.03 %	53,895,065,489 JPY	88.81 %
Equal Instalment Type Loan	6,958	20.97 %	6,792,614,875 JPY	11.19 %
Total	33,186	100.00 %	60,687,680,364 JPY	100.00 %

Distribution by RV

Loan Type	Number of Loans	Percentage of Balance	Outstanding Discounted Principal Balance
100/101/105/106	6,958	11.19 %	6,792,614,875 JPY
140-VFJ (excl. balloon)		3.40 %	2,062,298,929 JPY
140-VFJ (balloon)		2.92 %	1,770,941,879 JPY
140-VFJ	2,150	6.32 %	3,833,240,808 JPY
140-Dealer (excl. balloon)		18.89 %	11,461,444,574 JPY
140-Dealer (balloon)		16.31 %	9,900,001,200 JPY
140-Dealer	11,497	35.20 %	21,361,445,774 JPY
150 (excl. balloon)		20.48 %	12,426,717,788 JPY
150 (balloon)		23.83 %	14,463,126,294 JPY
150	11,934	44.31 %	26,889,844,082 JPY
151 (excl. balloon)		0.89 %	537,322,702 JPY
151 (balloon)		2.10 %	1,273,212,123 JPY
151	647	2.98 %	1,810,534,825 JPY
Total	33,186	100.00 %	60,687,680,364 JPY

Type of Payment Portion	Percentage of Balance	Outstanding Discounted Principal Balance
Monthly Installment Portion	54.84 %	33,280,398,868 JPY
Balloon Portion	45.16 %	27,407,281,496 JPY
Total	100.00 %	60,687,680,364 JPY

Distribution by Brand New and Used
Audi

New or Used	Number of Loans	Percentage of Loans	Outstanding Discounted Principal Balance	Percentage of Balance
New	7,321	61.21 %	20,343,846,759 JPY	72.07 %
Used	4,639	38.79 %	7,882,604,231 JPY	27.93 %
Total	11,960	100.00 %	28,226,450,990 JPY	100.00 %

Bentley

New or Used	Number of Loans	Percentage of Loans	Outstanding Discounted Principal Balance	Percentage of Balance
New	9	64.29 %	44,549,420 JPY	58.87 %
Used	5	35.71 %	31,131,234 JPY	41.13 %
Total	14	100.00 %	75,680,654 JPY	100.00 %

Lamborghini

New or Used	Number of Loans	Percentage of Loans	Outstanding Discounted Principal Balance	Percentage of Balance
New	2	50.00 %	9,372,362 JPY	44.92 %
Used	2	50.00 %	11,492,420 JPY	55.08 %
Total	4	100.00 %	20,864,782 JPY	100.00 %

VW

New or Used	Number of Loans	Percentage of Loans	Outstanding Discounted Principal Balance	Percentage of Balance
New	14,758	69.63 %	26,582,504,492 JPY	82.16 %
Used	6,436	30.37 %	5,771,537,830 JPY	17.84 %
Total	21,194	100.00 %	32,354,042,322 JPY	100.00 %

OTHER

New or Used	Number of Loans	Percentage of Loans	Outstanding Discounted Principal Balance	Percentage of Balance
New	0	0.00 %	0 JPY	0.00 %
Used	14	100.00 %	10,641,616 JPY	100.00 %
Total	14	100.00 %	10,641,616 JPY	100.00 %

Distribution by Customer Type

Customer Type

Customer Type	Number of Loans	Percentage of Loans	Outstanding Discounted Principal Balance	Percentage of Balance
Retail	30,009	90.43 %	52,255,493,883 JPY	86.11 %
Corporate	3,177	9.57 %	8,432,186,481 JPY	13.89 %
Total	33,186	100.00 %	60,687,680,364 JPY	100.00 %

Distribution by Outstanding Discounted Principal Balance

Outstanding Discounted Principal Balance	Number of Loans	Percentage of Loans	Outstanding Discounted Principal Balance	Percentage of Balance
<= 500,000 JPY	3,198	9.64 %	840,332,433 JPY	1.38 %
500,001 JPY - 1,000,000 JPY	4,738	14.28 %	3,638,653,532 JPY	6.00 %
1,000,001 JPY - 1,500,000 JPY	6,565	19.78 %	8,254,518,497 JPY	13.60 %
1,500,001 JPY - 2,000,000 JPY	6,473	19.51 %	11,271,350,926 JPY	18.57 %
2,000,001 JPY - 2,500,000 JPY	4,926	14.84 %	11,009,267,880 JPY	18.14 %
2,500,001 JPY - 3,000,000 JPY	2,973	8.96 %	8,093,267,032 JPY	13.34 %
3,000,001 JPY - 3,500,000 JPY	1,580	4.76 %	5,097,862,419 JPY	8.40 %
3,500,001 JPY - 4,000,000 JPY	988	2.98 %	3,688,508,164 JPY	6.08 %
4,000,001 JPY - 4,500,000 JPY	679	2.05 %	2,873,247,880 JPY	4.73 %
4,500,001 JPY - 5,000,000 JPY	392	1.18 %	1,849,491,951 JPY	3.05 %
5,000,001 JPY - 6,000,000 JPY	402	1.21 %	2,179,380,286 JPY	3.59 %
6,000,001 JPY - 7,000,000 JPY	170	0.51 %	1,093,438,492 JPY	1.80 %
7,000,001 JPY - 8,000,000 JPY	64	0.19 %	475,800,256 JPY	0.78 %
8,000,001 JPY - 9,000,000 JPY	33	0.10 %	275,235,617 JPY	0.45 %
9,000,001 JPY - 10,000,000 JPY	5	0.02 %	47,324,999 JPY	0.08 %
>= 10,000,001 JPY	0	0.00 %	0 JPY	0.00 %
Total	33,186	100.00 %	60,687,680,364 JPY	100.00 %

Statistics

Minimum Outstanding Discounted Principal Balance	5,384 JPY
Maximum Outstanding Discounted Principal Balance	9,639,328 JPY
Average Outstanding Discounted Principal Balance	1,828,713 JPY

Distribution by Original Principal Amount

Original Principal Balance	Number of Loans	Percentage of Loans	Outstanding Discounted Principal Balance	Percentage of Balance
<= 500,000 JPY	411	1.24 %	64,181,616 JPY	0.11 %
500,001 JPY - 1,000,000 JPY	2,450	7.38 %	969,883,791 JPY	1.60 %
1,000,001 JPY - 1,500,000 JPY	3,556	10.72 %	2,844,619,463 JPY	4.69 %
1,500,001 JPY - 2,000,000 JPY	5,286	15.93 %	6,247,971,931 JPY	10.30 %
2,000,001 JPY - 2,500,000 JPY	5,498	16.57 %	8,411,899,705 JPY	13.86 %
2,500,001 JPY - 3,000,000 JPY	5,266	15.87 %	9,945,994,268 JPY	16.39 %
3,000,001 JPY - 3,500,000 JPY	3,690	11.12 %	8,292,945,352 JPY	13.66 %
3,500,001 JPY - 4,000,000 JPY	2,422	7.30 %	6,304,927,029 JPY	10.39 %
4,000,001 JPY - 4,500,000 JPY	1,364	4.11 %	4,076,881,097 JPY	6.72 %
4,500,001 JPY - 5,000,000 JPY	1,013	3.05 %	3,398,416,510 JPY	5.60 %
5,000,001 JPY - 6,000,000 JPY	1,053	3.17 %	4,060,947,488 JPY	6.69 %
6,000,001 JPY - 7,000,000 JPY	585	1.76 %	2,649,241,717 JPY	4.37 %
7,000,001 JPY - 8,000,000 JPY	259	0.78 %	1,342,829,765 JPY	2.21 %
8,000,001 JPY - 9,000,000 JPY	145	0.44 %	847,132,077 JPY	1.40 %
9,000,001 JPY - 10,000,000 JPY	82	0.25 %	552,221,536 JPY	0.91 %
>= 10,000,001 JPY	106	0.32 %	677,587,019 JPY	1.12 %
Total	33,186	100.00 %	60,687,680,364 JPY	100.00 %

Statistics

Minimum Original Principal Balance	90,000 JPY
Maximum Original Principal Balance	25,000,000 JPY
Average Original Principal Balance	2,713,326 JPY

Distribution by Interest Rate paid by the Obligor

Interest Rate paid by the Obligor	Number of Loans	Percentage of Loans	Outstanding Discounted Principal Balance	Percentage of Balance
< 0.900 %	1,333	4.02 %	2,600,721,609 JPY	4.29 %
0.900 % < 1.500 %	6,053	18.24 %	13,773,646,303 JPY	22.70 %
1.500 % < 2.000 %	11,694	35.24 %	23,563,866,735 JPY	38.83 %
2.000 % < 2.500 %	291	0.88 %	535,914,434 JPY	0.88 %
2.500 % < 3.000 %	7,263	21.89 %	12,808,597,885 JPY	21.11 %
3.000 % < 3.500 %	1,220	3.68 %	979,398,737 JPY	1.61 %
3.500 % < 4.000 %	5,296	15.96 %	6,380,071,415 JPY	10.51 %
4.000 % < 4.500 %	36	0.11 %	45,463,246 JPY	0.07 %
4.500 % < 5.000 %	0	0.00 %	0 JPY	0.00 %
5.000 % or more	0	0.00 %	0 JPY	0.00 %
Total	33,186	100.00 %	60,687,680,364 JPY	100.00 %

Statistics	
Minimum Interest Rate	0.00 %
Maximum Interest Rate	4.49 %
Weighted Average Interest Rate	2.07 %

Distribution by Original Term

Length of Original Term (months)	Number of Loans	Percentage of Loans	Outstanding Discounted Principal Balance	Percentage of Balance
6 - 12	42	0.13 %	11,772,389 JPY	0.02 %
13 - 18	67	0.20 %	13,547,593 JPY	0.02 %
19 - 24	1,564	4.71 %	605,316,064 JPY	1.00 %
25 - 30	105	0.32 %	55,349,291 JPY	0.09 %
31 - 36	12,622	38.03 %	24,983,904,217 JPY	41.17 %
37 - 42	84	0.25 %	62,752,801 JPY	0.10 %
43 - 48	1,702	5.13 %	2,170,020,291 JPY	3.58 %
49 - 54	30	0.09 %	35,165,860 JPY	0.06 %
55 - 60	16,050	48.36 %	30,951,424,295 JPY	51.00 %
61 - 66	21	0.06 %	28,946,747 JPY	0.05 %
67 - 72	708	2.13 %	1,278,592,361 JPY	2.11 %
73 - 84	191	0.58 %	490,888,455 JPY	0.81 %
Total	33,186	100.00 %	60,687,680,364 JPY	100.00 %

Statistics	
Minimum Original Term in months	6
Maximum Original Term in months	84
Weighted Average Original Term in months	49.71

Distribution by Remaining Term

Length of Remaining Term (months)	Number of Loans	Percentage of Loans	Outstanding Discounted Principal Balance	Percentage of Balance
<= 12	7,893	23.78 %	9,224,400,715 JPY	15.20 %
13 - 18	4,805	14.48 %	8,993,696,258 JPY	14.82 %
19 - 24	4,089	12.32 %	8,011,135,041 JPY	13.20 %
25 - 30	2,433	7.33 %	4,693,488,132 JPY	7.73 %
31 - 36	3,527	10.63 %	6,592,608,227 JPY	10.86 %
37 - 42	5,149	15.52 %	10,542,308,809 JPY	17.37 %
43 - 48	3,493	10.53 %	8,125,786,005 JPY	13.39 %
49 - 54	1,446	4.36 %	3,565,525,309 JPY	5.88 %
55 - 60	251	0.76 %	650,299,452 JPY	1.07 %
61 - 66	75	0.23 %	208,126,937 JPY	0.34 %
67 - 72	19	0.06 %	58,717,032 JPY	0.10 %
73 - 84	6	0.02 %	21,588,447 JPY	0.04 %
Total	33,186	100.00 %	60,687,680,364 JPY	100.00 %

Statistics	
Minimum Remaining Term in months	1
Maximum Remaining Term in months	79
Weighted Average Remaining Term in months	29.15

Distribution by Seasoning

Seasoning (months)	Number of Loans	Percentage of Loans	Outstanding Discounted Principal Balance	Percentage of Balance
<= 12	4,059	12.23 %	9,411,790,903 JPY	15.51 %
13 - 18	8,591	25.89 %	17,796,542,963 JPY	29.32 %
19 - 24	9,975	30.06 %	18,615,915,630 JPY	30.67 %
25 - 30	5,041	15.19 %	8,539,477,356 JPY	14.07 %
31 - 36	2,724	8.21 %	3,588,516,570 JPY	5.91 %
37 - 42	921	2.78 %	1,083,556,468 JPY	1.79 %
43 - 48	840	2.53 %	814,902,951 JPY	1.34 %
49 - 54	666	2.01 %	612,209,360 JPY	1.01 %
55 - 60	344	1.04 %	214,208,883 JPY	0.35 %
61 - 66	19	0.06 %	9,816,282 JPY	0.02 %
67 - 72	6	0.02 %	742,998 JPY	0.00 %
73 - 84	0	0.00 %	0 JPY	0.00 %
Total	33,186	100.00 %	60,687,680,364 JPY	100.00 %

Statistics	
Minimum Seasoning in months	4
Maximum Seasoning in months	71
Weighted Average Seasoning in months	20.56

Distribution by Type of Car
Type of Car

Type of Car	Number of Loans	Percentage of Loans	Outstanding Discounted Principal Balance	Percentage of Balance
New	22,090	66.56 %	46,980,273,033 JPY	77.41 %
Used	11,096	33.44 %	13,707,407,331 JPY	22.59 %
Total	33,186	100.00 %	60,687,680,364 JPY	100.00 %

Type of Car: Only Balloon Loans

Type of Car	Number of Loans	Percentage of Loans	Outstanding Discounted Principal Balance	Percentage of Balance
New	20,685	78.87 %	45,082,227,079 JPY	83.65 %
Used	5,543	21.13 %	8,812,838,410 JPY	16.35 %
Total	26,228	100.00 %	53,895,065,489 JPY	100.00 %

Type of Car: Only Equal Instalment Loans

Type of Car	Number of Loans	Percentage of Loans	Outstanding Discounted Principal Balance	Percentage of Balance
New	1,405	20.19 %	1,898,045,954 JPY	27.94 %
Used	5,553	79.81 %	4,894,568,921 JPY	72.06 %
Total	6,958	100.00 %	6,792,614,875 JPY	100.00 %

Distribution by Brand and Model

Make	Model	Number of Loans	Percentage of Loans	Outstanding Discounted Principal Balance	Percentage of Balance
Audi	A1	1,145	3.45 %	1,528,532,660 JPY	2.52 %
	A3	2,999	9.04 %	5,308,564,482 JPY	8.75 %
	A4	2,480	7.47 %	6,048,006,721 JPY	9.97 %
	A5	544	1.64 %	1,411,076,579 JPY	2.33 %
	A6	745	2.24 %	2,022,536,350 JPY	3.33 %
	A7	300	0.90 %	1,097,661,477 JPY	1.81 %
	A8	83	0.25 %	345,395,207 JPY	0.57 %
	S1	112	0.34 %	247,185,345 JPY	0.41 %
	S3	394	1.19 %	1,083,336,505 JPY	1.79 %
	S4	101	0.30 %	327,600,342 JPY	0.54 %
	S5	67	0.20 %	229,771,329 JPY	0.38 %
	S6	41	0.12 %	194,430,199 JPY	0.32 %
	S7	30	0.09 %	120,590,851 JPY	0.20 %
	S8	19	0.06 %	98,789,333 JPY	0.16 %
	RS3	52	0.16 %	203,896,229 JPY	0.34 %
	RS4	17	0.05 %	58,573,395 JPY	0.10 %
	RS5	16	0.05 %	70,183,861 JPY	0.12 %
	RS6	15	0.05 %	77,872,512 JPY	0.13 %
	RS7	12	0.04 %	67,972,861 JPY	0.11 %
	Q2	62	0.19 %	192,312,791 JPY	0.32 %
	Q3	999	3.01 %	2,181,340,733 JPY	3.59 %
	Q5	628	1.89 %	1,783,861,258 JPY	2.94 %
	Q7	203	0.61 %	1,002,145,523 JPY	1.65 %
	RSQ3	24	0.07 %	101,477,800 JPY	0.17 %
	TT	860	2.59 %	2,358,499,999 JPY	3.89 %
	R8	12	0.04 %	64,836,648 JPY	0.11 %
	AUDI OTHERS	0	0.00 %	0 JPY	0.00 %
	Subtotal	11,960	36.04 %	28,226,450,990 JPY	46.51 %
Bentley	ARNAGE	0	0.00 %	0 JPY	0.00 %
	AZURE	0	0.00 %	0 JPY	0.00 %
	BENTAYGA	1	0.00 %	7,801,349 JPY	0.01 %
	CONTINENTAL	12	0.04 %	63,108,474 JPY	0.10 %
	FLYING SPUR	0	0.00 %	0 JPY	0.00 %
	MULSANNE	1	0.00 %	4,770,831 JPY	0.01 %
	BENTLEY OTHERS	0	0.00 %	0 JPY	0.00 %
		Subtotal	14	0.04 %	75,680,654 JPY
Lamborghini	AVENTADOR	1	0.00 %	5,921,659 JPY	0.01 %
	DIABLO	0	0.00 %	0 JPY	0.00 %
	GALLARDO	2	0.01 %	11,969,839 JPY	0.02 %
	HURACÁN	1	0.00 %	2,973,284 JPY	0.00 %
	MULCIELAGO	0	0.00 %	0 JPY	0.00 %
	LAMBORGHINI OTHERS	0	0.00 %	0 JPY	0.00 %
		Subtotal	4	0.01 %	20,864,782 JPY
VW	ARTEON	1	0.00 %	4,201,834 JPY	0.01 %
	BEETLE	2,141	6.45 %	3,153,018,421 JPY	5.20 %
	BORA	0	0.00 %	0 JPY	0.00 %
	EOS	0	0.00 %	0 JPY	0.00 %
	GOLF	8,204	24.72 %	13,226,835,735 JPY	21.79 %
	JETTA	10	0.03 %	3,539,362 JPY	0.01 %
	LUPO	1	0.00 %	1,319,775 JPY	0.00 %
	PASSAT	1,822	5.49 %	3,572,364,956 JPY	5.89 %
	POLO	4,483	13.51 %	5,396,475,353 JPY	8.89 %
	SCIROCCO	45	0.14 %	46,539,308 JPY	0.08 %
	SHARAN	724	2.18 %	1,357,671,079 JPY	2.24 %
	TIGUAN	692	2.09 %	1,357,669,994 JPY	2.24 %
	TOUAREG	80	0.24 %	180,928,851 JPY	0.30 %
	TOURAN	1,611	4.85 %	2,952,025,344 JPY	4.86 %
	UP	1,380	4.16 %	1,101,452,310 JPY	1.81 %
	VENTO	0	0.00 %	0 JPY	0.00 %
	VW OTHERS	0	0.00 %	0 JPY	0.00 %
	Subtotal	21,193	63.86 %	32,349,840,488 JPY	53.31 %
Non VW Group Vehicles		14	0.04 %	10,641,616 JPY	0.02 %
	Subtotal	14	0.04 %	10,641,616 JPY	0.02 %
	Total	33,186	100.00 %	60,687,680,364 JPY	100.00 %

Geographic Distribution by Prefecture

Prefecture	Number of Loans	Percentage of Loans	Outstanding Discounted Principal Balance	Percentage of Balance
Tokyo	5,073	15.29 %	10,615,849,087 JPY	17.49 %
Kanagawa	3,260	9.82 %	6,127,251,021 JPY	10.10 %
Aichi	2,406	7.25 %	4,242,229,423 JPY	6.99 %
Saitama	2,215	6.67 %	4,013,900,396 JPY	6.61 %
Osaka	1,964	5.92 %	3,817,954,659 JPY	6.29 %
Chiba	1,491	4.49 %	2,640,144,732 JPY	4.35 %
Fukuoka	1,396	4.21 %	2,588,563,656 JPY	4.27 %
Hokkaido	1,237	3.73 %	2,464,676,226 JPY	4.06 %
Hyogo	1,289	3.88 %	2,314,426,905 JPY	3.81 %
Shizuoka	974	2.93 %	1,749,670,313 JPY	2.88 %
Ibaraki	1,011	3.05 %	1,742,953,010 JPY	2.87 %
Hiroshima	773	2.33 %	1,291,980,722 JPY	2.13 %
Tochigi	709	2.14 %	1,269,779,194 JPY	2.09 %
Kyoto	656	1.98 %	1,155,651,514 JPY	1.90 %
Gunma	646	1.95 %	1,029,240,353 JPY	1.70 %
Miyagi	589	1.77 %	1,017,114,344 JPY	1.68 %
Gifu	518	1.56 %	857,192,418 JPY	1.41 %
Okayama	487	1.47 %	856,204,424 JPY	1.41 %
Nagano	508	1.53 %	833,561,106 JPY	1.37 %
Mie	425	1.28 %	687,384,092 JPY	1.13 %
Fukushima	377	1.14 %	607,747,029 JPY	1.00 %
Niigata	375	1.13 %	576,878,759 JPY	0.95 %
Yamaguchi	331	1.00 %	562,413,120 JPY	0.93 %
Oita	309	0.93 %	519,892,576 JPY	0.86 %
Nara	289	0.87 %	512,149,118 JPY	0.84 %
Yamanashi	247	0.74 %	463,595,274 JPY	0.76 %
Ishikawa	276	0.83 %	448,557,842 JPY	0.74 %
Shiga	265	0.80 %	443,343,392 JPY	0.73 %
Kumamoto	269	0.81 %	434,626,397 JPY	0.72 %
Kagoshima	240	0.72 %	415,410,472 JPY	0.68 %
Toyama	251	0.76 %	412,929,803 JPY	0.68 %
Wakayama	211	0.64 %	401,540,026 JPY	0.66 %
Fukui	211	0.64 %	387,090,892 JPY	0.64 %
Yamagata	236	0.71 %	372,049,437 JPY	0.61 %
Kagawa	186	0.56 %	290,759,176 JPY	0.48 %
Nagasaki	160	0.48 %	290,618,491 JPY	0.48 %
Iwate	157	0.47 %	283,519,194 JPY	0.47 %
Tokushima	158	0.48 %	276,898,335 JPY	0.46 %
Miyazaki	152	0.46 %	262,455,565 JPY	0.43 %
Saga	142	0.43 %	248,554,105 JPY	0.41 %
Ehime	142	0.43 %	216,161,345 JPY	0.36 %
Shimane	113	0.34 %	214,752,682 JPY	0.35 %
Aomori	128	0.39 %	190,731,852 JPY	0.31 %
Akita	108	0.33 %	186,445,474 JPY	0.31 %
Tottori	105	0.32 %	163,447,809 JPY	0.27 %
Kouchi	70	0.21 %	112,931,233 JPY	0.19 %
Okinawa	51	0.15 %	76,453,371 JPY	0.13 %
Total	33,186	100.00 %	60,687,680,364 JPY	100.00 %

Distribution by Obligor Concentration

Distribution of Loan Contracts and Vehicles per Obligor

Contract Concentration	Number of Customers	Percentage of Customers	Number of Loans	Percentage of Loans	Outstanding Discounted Principal Balance	Percentage of Balance
1	31,943	96.80 %	31,943	96.25 %	57,980,043,280 JPY	95.54 %
2	982	2.98 %	1,144	3.45 %	2,470,688,693 JPY	4.07 %
3	65	0.20 %	81	0.24 %	202,227,232 JPY	0.33 %
4	7	0.02 %	14	0.04 %	25,926,402 JPY	0.04 %
5	2	0.01 %	3	0.01 %	6,459,901 JPY	0.01 %
6 - 10	1	0.00 %	1	0.00 %	2,334,856 JPY	0.00 %
11 or more	0	0.00 %	0	0.00 %	0 JPY	0.00 %
Total	33,000	100.00 %	33,186	100.00 %	60,687,680,364 JPY	100.00 %

Top 20 Obligor

Number	Number of Contracts	Outstanding Discounted Principal Balance	Percentage of Balance
1	2	14,168,389 JPY	0.02 %
2	2	13,327,301 JPY	0.02 %
3	2	13,303,234 JPY	0.02 %
4	2	12,750,443 JPY	0.02 %
5	2	11,963,760 JPY	0.02 %
6	2	11,337,455 JPY	0.02 %
7	2	9,863,366 JPY	0.02 %
8	1	9,639,328 JPY	0.02 %
9	1	9,631,206 JPY	0.02 %
10	1	9,538,629 JPY	0.02 %
11	1	9,398,457 JPY	0.02 %
12	2	9,395,528 JPY	0.02 %
13	2	9,342,794 JPY	0.02 %
14	1	9,117,379 JPY	0.02 %
15	1	8,901,853 JPY	0.01 %
16	1	8,864,348 JPY	0.01 %
17	1	8,753,383 JPY	0.01 %
18	1	8,720,530 JPY	0.01 %
19	1	8,709,804 JPY	0.01 %
20	1	8,646,262 JPY	0.01 %
Total 1 -20	29	205,373,449 JPY	0.34 %

Remarks:

Figures above are calculated based on each of the Sub-Servicers respectively and not across both of the Sub-Servicers.

Distribution by Contract Start Month

Origination Month	Number of Loans	Percentage of Loans	Outstanding Discounted Principal Balance	Percentage of Balance
04.2012	2	0.01 %	59,055 JPY	0.00 %
05.2012	1	0.00 %	102,035 JPY	0.00 %
06.2012	1	0.00 %	114,636 JPY	0.00 %
07.2012	1	0.00 %	224,070 JPY	0.00 %
08.2012	1	0.00 %	243,202 JPY	0.00 %
09.2012	3	0.01 %	1,834,512 JPY	0.00 %
10.2012	0	0.00 %	0 JPY	0.00 %
11.2012	1	0.00 %	400,934 JPY	0.00 %
12.2012	6	0.02 %	3,360,879 JPY	0.01 %
01.2013	5	0.02 %	1,321,170 JPY	0.00 %
02.2013	4	0.01 %	2,898,787 JPY	0.00 %
03.2013	9	0.03 %	6,231,152 JPY	0.01 %
04.2013	53	0.16 %	27,274,814 JPY	0.04 %
05.2013	69	0.21 %	37,047,344 JPY	0.06 %
06.2013	94	0.28 %	58,951,267 JPY	0.10 %
07.2013	68	0.20 %	41,018,571 JPY	0.07 %
08.2013	51	0.15 %	43,685,735 JPY	0.07 %
09.2013	88	0.27 %	60,018,157 JPY	0.10 %
10.2013	75	0.23 %	64,396,952 JPY	0.11 %
11.2013	87	0.26 %	78,968,865 JPY	0.13 %
12.2013	145	0.44 %	136,659,140 JPY	0.23 %
01.2014	95	0.29 %	96,008,101 JPY	0.16 %
02.2014	176	0.53 %	176,158,145 JPY	0.29 %
03.2014	266	0.80 %	250,497,463 JPY	0.41 %
04.2014	82	0.25 %	74,717,992 JPY	0.12 %
05.2014	117	0.35 %	105,090,243 JPY	0.17 %
06.2014	164	0.49 %	159,740,066 JPY	0.26 %
07.2014	119	0.36 %	115,739,106 JPY	0.19 %
08.2014	92	0.28 %	109,118,081 JPY	0.18 %
09.2014	162	0.49 %	183,593,251 JPY	0.30 %
10.2014	108	0.33 %	112,889,657 JPY	0.19 %
11.2014	123	0.37 %	143,037,855 JPY	0.24 %
12.2014	184	0.55 %	235,366,225 JPY	0.39 %
01.2015	131	0.39 %	145,042,883 JPY	0.24 %
02.2015	213	0.64 %	263,626,597 JPY	0.43 %
03.2015	252	0.76 %	302,182,379 JPY	0.50 %
04.2015	284	0.86 %	327,663,765 JPY	0.54 %
05.2015	521	1.57 %	648,831,025 JPY	1.07 %
06.2015	629	1.90 %	875,643,491 JPY	1.44 %
07.2015	503	1.52 %	669,547,820 JPY	1.10 %
08.2015	535	1.61 %	764,648,090 JPY	1.26 %
09.2015	772	2.33 %	1,209,082,569 JPY	1.99 %
10.2015	426	1.28 %	645,735,342 JPY	1.06 %
11.2015	490	1.48 %	815,523,737 JPY	1.34 %
12.2015	1,060	3.19 %	1,747,013,847 JPY	2.88 %
01.2016	943	2.84 %	1,682,601,015 JPY	2.77 %
02.2016	1,350	4.07 %	2,439,520,846 JPY	4.02 %
03.2016	2,091	6.30 %	3,830,396,283 JPY	6.31 %
04.2016	1,119	3.37 %	2,051,114,116 JPY	3.38 %
05.2016	1,521	4.58 %	2,734,667,157 JPY	4.51 %
06.2016	1,804	5.44 %	3,394,059,767 JPY	5.59 %
07.2016	1,605	4.84 %	3,012,174,543 JPY	4.96 %
08.2016	1,835	5.53 %	3,593,503,764 JPY	5.92 %
09.2016	2,470	7.44 %	4,959,973,903 JPY	8.17 %
10.2016	1,618	4.88 %	3,272,688,356 JPY	5.39 %
11.2016	2,216	6.68 %	4,624,342,161 JPY	7.62 %
12.2016	826	2.49 %	1,707,606,914 JPY	2.81 %
01.2017	657	1.98 %	1,445,664,722 JPY	2.38 %
02.2017	804	2.42 %	1,786,266,907 JPY	2.94 %
03.2017	1,208	3.64 %	2,681,439,059 JPY	4.42 %
04.2017	473	1.43 %	1,065,706,355 JPY	1.76 %
05.2017	541	1.63 %	1,267,669,505 JPY	2.09 %
06.2017	607	1.83 %	1,410,664,850 JPY	2.32 %
07.2017	329	0.99 %	731,926,018 JPY	1.21 %
08.2017	309	0.93 %	759,802,530 JPY	1.25 %
09.2017	342	1.03 %	854,166,766 JPY	1.41 %
10.2017	171	0.52 %	423,297,578 JPY	0.70 %
11.2017	79	0.24 %	217,118,242 JPY	0.36 %
12.2017	0	0.00 %	0 JPY	0.00 %
01.2018	0	0.00 %	0 JPY	0.00 %
02.2018	0	0.00 %	0 JPY	0.00 %
03.2018	0	0.00 %	0 JPY	0.00 %
Total	33,186	100.00 %	60,687,680,364 JPY	100.00 %

Distribution by Contract End Month

Maturity Month	Number of Loans	Percentage of Loans	Outstanding Discounted Principal Balance	Percentage of Balance
04.2018	335	1.01 %	235,932,628 JPY	0.39 %
05.2018	536	1.62 %	439,659,430 JPY	0.72 %
06.2018	744	2.24 %	707,559,107 JPY	1.17 %
07.2018	572	1.72 %	509,361,764 JPY	0.84 %
08.2018	510	1.54 %	534,019,652 JPY	0.88 %
09.2018	802	2.42 %	877,315,284 JPY	1.45 %
10.2018	450	1.36 %	436,885,601 JPY	0.72 %
11.2018	561	1.69 %	586,992,530 JPY	0.97 %
12.2018	859	2.59 %	1,123,691,886 JPY	1.85 %
01.2019	540	1.63 %	780,460,169 JPY	1.29 %
02.2019	754	2.27 %	1,076,285,762 JPY	1.77 %
03.2019	1,230	3.71 %	1,916,236,902 JPY	3.16 %
04.2019	558	1.68 %	989,109,617 JPY	1.63 %
05.2019	753	2.27 %	1,311,694,482 JPY	2.16 %
06.2019	956	2.88 %	1,775,575,543 JPY	2.93 %
07.2019	708	2.13 %	1,313,379,912 JPY	2.16 %
08.2019	735	2.21 %	1,397,725,752 JPY	2.30 %
09.2019	1,095	3.30 %	2,206,210,952 JPY	3.64 %
10.2019	734	2.21 %	1,443,765,383 JPY	2.38 %
11.2019	969	2.92 %	2,082,701,898 JPY	3.43 %
12.2019	537	1.62 %	1,033,155,698 JPY	1.70 %
01.2020	425	1.28 %	779,356,989 JPY	1.28 %
02.2020	598	1.80 %	1,088,966,035 JPY	1.79 %
03.2020	826	2.49 %	1,583,189,038 JPY	2.61 %
04.2020	296	0.89 %	612,867,103 JPY	1.01 %
05.2020	434	1.31 %	838,129,189 JPY	1.38 %
06.2020	462	1.39 %	915,824,904 JPY	1.51 %
07.2020	336	1.01 %	584,099,887 JPY	0.96 %
08.2020	419	1.26 %	815,966,927 JPY	1.34 %
09.2020	486	1.46 %	926,600,122 JPY	1.53 %
10.2020	294	0.89 %	547,360,385 JPY	0.90 %
11.2020	332	1.00 %	619,235,333 JPY	1.02 %
12.2020	432	1.30 %	759,888,723 JPY	1.25 %
01.2021	537	1.62 %	992,441,155 JPY	1.64 %
02.2021	799	2.41 %	1,541,129,945 JPY	2.54 %
03.2021	1,133	3.41 %	2,132,552,686 JPY	3.51 %
04.2021	562	1.69 %	1,089,594,779 JPY	1.80 %
05.2021	755	2.28 %	1,420,645,497 JPY	2.34 %
06.2021	815	2.46 %	1,676,845,444 JPY	2.76 %
07.2021	822	2.48 %	1,673,025,934 JPY	2.76 %
08.2021	943	2.84 %	1,985,998,212 JPY	3.27 %
09.2021	1,252	3.77 %	2,696,198,943 JPY	4.44 %
10.2021	787	2.37 %	1,774,639,493 JPY	2.92 %
11.2021	1,045	3.15 %	2,432,414,693 JPY	4.01 %
12.2021	367	1.11 %	843,619,662 JPY	1.39 %
01.2022	319	0.96 %	787,491,722 JPY	1.30 %
02.2022	380	1.15 %	912,460,505 JPY	1.50 %
03.2022	595	1.79 %	1,375,159,930 JPY	2.27 %
04.2022	262	0.79 %	592,655,287 JPY	0.98 %
05.2022	296	0.89 %	712,273,326 JPY	1.17 %
06.2022	307	0.93 %	773,453,082 JPY	1.27 %
07.2022	187	0.56 %	466,173,837 JPY	0.77 %
08.2022	201	0.61 %	505,028,012 JPY	0.83 %
09.2022	193	0.58 %	515,941,765 JPY	0.85 %
10.2022	105	0.32 %	275,661,627 JPY	0.45 %
11.2022	62	0.19 %	159,041,178 JPY	0.26 %
12.2022	26	0.08 %	65,441,949 JPY	0.11 %
01.2023	15	0.05 %	38,012,076 JPY	0.06 %
02.2023	20	0.06 %	53,254,729 JPY	0.09 %
03.2023	23	0.07 %	58,887,893 JPY	0.10 %
04.2023	10	0.03 %	24,118,552 JPY	0.04 %
05.2023	19	0.06 %	57,894,041 JPY	0.10 %
06.2023	17	0.05 %	44,573,314 JPY	0.07 %
07.2023	6	0.02 %	16,380,400 JPY	0.03 %
08.2023	9	0.03 %	24,292,960 JPY	0.04 %
09.2023	14	0.04 %	40,867,670 JPY	0.07 %
10.2023	10	0.03 %	27,305,724 JPY	0.04 %
11.2023	3	0.01 %	8,726,913 JPY	0.01 %
12.2023	2	0.01 %	9,036,247 JPY	0.01 %
01.2024	1	0.00 %	2,750,606 JPY	0.00 %
02.2024	2	0.01 %	6,368,415 JPY	0.01 %
03.2024	1	0.00 %	4,529,127 JPY	0.01 %
04.2024	1	0.00 %	3,291,138 JPY	0.01 %
05.2024	0	0.00 %	0 JPY	0.00 %
06.2024	0	0.00 %	0 JPY	0.00 %
07.2024	1	0.00 %	4,219,358 JPY	0.01 %
08.2024	0	0.00 %	0 JPY	0.00 %
09.2024	1	0.00 %	2,813,919 JPY	0.00 %
10.2024	3	0.01 %	11,264,032 JPY	0.02 %
Total	33,186	100.00 %	60,687,680,364 JPY	100.00 %

Distribution by Monthly Payment

Monthly Payment	Number of Loans	Percentage of Loans	Outstanding Discounted Principal Balance	Percentage of Balance
<= 10,000 JPY	1,653	4.98 %	1,895,202,192 JPY	3.12 %
10,001 JPY - 20,000 JPY	6,207	18.70 %	7,793,098,225 JPY	12.84 %
20,001 JPY - 30,000 JPY	8,946	26.96 %	13,093,232,384 JPY	21.57 %
30,001 JPY - 40,000 JPY	6,678	20.12 %	12,051,127,707 JPY	19.86 %
40,001 JPY - 50,000 JPY	3,769	11.36 %	8,002,256,000 JPY	13.19 %
50,001 JPY - 60,000 JPY	2,184	6.58 %	5,224,312,509 JPY	8.61 %
60,001 JPY - 70,000 JPY	1,185	3.57 %	3,220,444,265 JPY	5.31 %
70,001 JPY - 80,000 JPY	682	2.06 %	2,051,149,375 JPY	3.38 %
80,001 JPY - 90,000 JPY	492	1.48 %	1,572,154,619 JPY	2.59 %
90,001 JPY - 100,000 JPY	390	1.18 %	1,356,413,815 JPY	2.24 %
100,001 JPY - 110,000 JPY	260	0.78 %	965,568,755 JPY	1.59 %
110,001 JPY - 120,000 JPY	179	0.54 %	753,763,996 JPY	1.24 %
120,001 JPY - 130,000 JPY	148	0.45 %	651,798,905 JPY	1.07 %
130,001 JPY - 140,000 JPY	93	0.28 %	428,760,118 JPY	0.71 %
140,001 JPY - 150,000 JPY	65	0.20 %	329,836,496 JPY	0.54 %
>= 150,001 JPY	255	0.77 %	1,298,561,003 JPY	2.14 %
Total	33,186	100.00 %	60,687,680,364 JPY	100.00 %

Distribution by Bonus Payment

Bonus Payment	Number of Loans	Percentage of Loans	Outstanding Discounted Principal Balance	Percentage of Balance
No Bonus Payment	19,936	60.07 %	35,767,932,190 JPY	58.94 %
1 JPY - 25,000 JPY	301	0.91 %	399,549,204 JPY	0.66 %
25,001 JPY - 50,000 JPY	3,310	9.97 %	4,962,483,671 JPY	8.18 %
50,001 JPY - 75,000 JPY	1,168	3.52 %	1,930,100,485 JPY	3.18 %
75,001 JPY - 100,000 JPY	4,562	13.75 %	8,393,089,982 JPY	13.83 %
100,001 JPY - 125,000 JPY	572	1.72 %	1,111,893,901 JPY	1.83 %
125,001 JPY - 150,000 JPY	1,780	5.36 %	3,942,933,000 JPY	6.50 %
150,001 JPY - 175,000 JPY	198	0.60 %	440,760,310 JPY	0.73 %
175,001 JPY - 200,000 JPY	833	2.51 %	2,128,544,007 JPY	3.51 %
200,001 JPY - 225,000 JPY	51	0.15 %	122,796,466 JPY	0.20 %
225,001 JPY - 250,000 JPY	211	0.64 %	603,784,036 JPY	0.99 %
250,001 JPY - 275,000 JPY	19	0.06 %	59,373,927 JPY	0.10 %
275,001 JPY - 300,000 JPY	152	0.46 %	481,531,444 JPY	0.79 %
300,001 JPY - 325,000 JPY	8	0.02 %	28,210,913 JPY	0.05 %
325,001 JPY - 350,000 JPY	32	0.10 %	103,761,363 JPY	0.17 %
350,001 JPY - 375,000 JPY	6	0.02 %	23,370,924 JPY	0.04 %
375,001 JPY - 400,000 JPY	21	0.06 %	95,650,140 JPY	0.16 %
400,001 JPY - 425,000 JPY	0	0.00 %	0 JPY	0.00 %
425,001 JPY - 450,000 JPY	7	0.02 %	23,743,185 JPY	0.04 %
450,001 JPY - 475,000 JPY	0	0.00 %	0 JPY	0.00 %
475,001 JPY - 500,000 JPY	15	0.05 %	52,917,675 JPY	0.09 %
500,001 JPY or more	4	0.01 %	15,253,541 JPY	0.03 %
Total	33,186	100.00 %	60,687,680,364 JPY	100.00 %

Distribution by Motor Type

Motor Type	Number of Loans	Percentage of Loans	Outstanding Discounted Principal Balance	Percentage of Balance
EA 189	0	0.00 %	0 JPY	0.00 %
Other	33,186	100.00 %	60,687,680,364 JPY	100.00 %
Total	33,186	100.00 %	60,687,680,364 JPY	100.00 %

Disclaimer

This presentation contains forward-looking statements and information on the business development of the Volkswagen Group. These statements may be spoken or written and can be recognized by terms such as "expects", "anticipates", "intends", "plans", "believes", "seeks", "estimates", "will", or words with similar meaning. These statements are based on assumptions relating to the development of the economies of individual countries, and in particular of the automotive industry, which we have made on the basis of the information available to us and which we consider to be realistic at the time of going to press. The estimates given involve a degree of risk, and the actual developments may differ from those forecast.

Consequently, any unexpected fall in demand or economic stagnation in our key sales markets, such as in Western Europe (and especially Germany) or in the USA, Brazil or China, will have a corresponding impact on the development of our business. The same applies in the event of a significant shift in current exchange rates relative to the US dollar, sterling, yen, Brazilian real, Chinese renminbi and Czech koruna.

If any of these or other risks occur, or if the assumptions underlying any of these statements prove incorrect, the actual results may significantly differ from those expressed or implied by such statements.

We do not update forward-looking statements retrospectively. Such statements are valid on the date of publication and can be superceded.

This information does not constitute an offer to exchange or sell or an offer to exchange or buy any securities.