

Deal Name: Driver Japan six

Originator: Volkswagen Financial Services Japan Ltd.
Gotenyama Trust Tower 17F
7-35 Kitashinagawa 4-chome, Shinagawa-ku
Tokyo 140-0001, Japan

Reporting Entity: Volkswagen Financial Services Japan Ltd.
Treasury Dept.
Gotenyama Trust Tower 17F
7-35 Kitashinagawa 4-chome, Shinagawa-ku
Tokyo 140-0001, Japan
Tel No.: +81(0)3-5792-7261
Fax No.: +81(0)3-3280-7365
E-mail: vwfsjp.abs@vwfs.com

**Trustor of the First Trust:
Servicer:** Volkswagen Financial Services Japan Ltd.

**Trustee of the First Trust:
Trustee of the Second Trust:** Deutsche Trust Company Limited Japan
Sanno Park Tower, 11-1,
Nagatacho 2-chome, Chiyoda-ku,
Tokyo, 100-6172, Japan
Trust Business Administration Department
Tel No.: +81(0)3-5156-5637
Fax No.: +81(0)3-5156-5658
E-mail: DB_Trust_Trust@list.db.com



Contents

Page	Tables of Contents
1	Front Page
2	Contents
3	Deal Overview
4	Deal Overview: Counterparties I
5	Deal Overview: Counterparties II
6	Information regarding the TBI and ABL to the Second Trust
7	Pool Information
8	Available Distribution
9	Waterfall
10	Credit Enhancement
11	Cumulative Gross Loss Ratio & Performance Trigger
12	Cumulative Gross Loss Ratio & Performance Trigger (Chart)
13	Default & Delinquencies
14	Run Out Schedule (Previous)
15	Run Out Schedule
16	Expected Amortization to the Second Trust
17	Sub-Servicer
18	Brand
19	New and Used
20	Product Type
21	RV
22	Brand New and Used
23	Customer Type
24	Outstanding Discounted Principal Balance
25	Original Principal Amount
26	Interest Rate paid by the Obligor
27	Original Term
28	Remaining Term
29	Seasoning
30	Type of Car
31	Brand and Model
32	Geographic Dist. by Prefecture
33	Obligor Concentration
34	Contract Start Month
35	Contract End Month
36	Monthly payment
37	Bonus payment
38	Mortor Type

Deal Overview

Cut Off Date:	2017/02/10		
Trust Commencement Date:	2017/02/23	Legal Maturity of the First Trust:	2025/06/27
Monthly Period:	2018/01/11	to	2018/02/10
Reporting Date:	2018/02/19		
Reporting Frequency:	monthly		
Period No.:	12		
Remittance Date:	2018/02/22		
Advance Payment Date:	2018/02/22		
Cash Adjustment Date:	2018/02/22		
Additional Entrustment Date:	2018/02/26		
Trust Calculation Date:	2018/02/26		
Trust Calculation Period:	2018/01/26	to	2018/02/26
First Trust Payment Date:	2018/02/27		
Second Trust Payment Date:	2018/02/28		
Interest Calculation Period:	2018/01/30	to	2018/02/28
Next Reporting Date:	2018/03/16		

Pool information at the Initial Cut off Date

	Number of Contracts	Outstanding Discounted Principal Balance	Outstanding Nominal Balance
Outstanding Pool	30,757	64,171,706,472 JPY	67,028,993,300 JPY

Credit Type	Percentage of Loans	Outstanding Discounted Principal Balance	Percentage of Balance
Balloon	76.13 %	55,443,642,000 JPY	86.40 %
Equal Instalment Loan	23.87 %	8,728,064,472 JPY	13.60 %
Total	100.00 %	64,171,706,472 JPY	100.00 %

Type of Car	Percentage of Loans	Outstanding Discounted Principal Balance	Percentage of Balance
New	66.66 %	49,506,381,305 JPY	77.15 %
Used	33.34 %	14,665,325,167 JPY	22.85 %
Total	100.00 %	64,171,706,472 JPY	100.00 %

Deal Overview: Counterparties I

Joint Lead Managers:

Shinsei Securities Co., Ltd.

Nihonbashi Muromachi Nomura Building, 4-3,
 Nihonbashi-muromachi 2-chome,
 Chuo-ku,
 Tokyo 103-0022, Japan

BNP Paribas Securities (Japan) Limited

GranTokyo North Tower, 9-1,
 Marunouchi 1-chome,
 Chiyoda-ku,
 Tokyo 100-6740, Japan

Trust Management Account Bank:

The Bank of Tokyo-Mitsubishi UFJ, Ltd.

4-2 Toranomon 1-chome,
 Minato-ku
 Tokyo 105-0001, Japan

Rating								
Moody's			Fitch			R&I		
Long Term	Short Term	Outlook	Long Term	Short Term	Outlook	Long Term	Short Term	Outlook
n.a.	n.a.	n.a.	n.a.	n.a.	n.a.	n.a.	n.a.	n.a.
n.a.	n.a.	n.a.	n.a.	n.a.	n.a.	n.a.	n.a.	n.a.
A1	P-1	Stable	A	F1	Stable	AA-	a-1+	Stable

Originator:

Trustor of the First Trust:

Servicer:

Volkswagen Financial Services Japan Ltd.

Gotenyama Trust Tower 17F
 7-35 Kitashinagawa 4-chome, Shinagawa-ku
 Tokyo 140-0001, Japan

Trustee of the First Trust:

Trustee of the Second Trust:

Deutsche Trust Company Limited Japan

Attn.: Driver Japan Six
 Trust Business Administration Department

ABL Lender to the First Trust:

Trustor of the Second Trust:

Shinsei Securities Co., Ltd.

Seller of the Trust Beneficial

Interest of the Second Trust

Shinsei Securities Co., Ltd.
 BNP Paribas Securities (Japan) Limited

Deal Overview: Counterparties II

Rating Agencies:

Moody's SF Japan K.K.

Attn.: Driver Japan six
 Structure Finance Group Monitoring Division
 5-1 Atago 2-chome, Minato-ku
 Tokyo 105-6220, Japan
 E-mail: monitor.msfi@moodys.com

Fitch Ratings Japan Limited

Attn.: Driver Japan six
 Structured Finance
 Kojimachi Crystal City East Wing 3rd Floor,
 4-8 Kōjimachi, Chiyoda-ku,
 Tokyo 102-0083, Japan
 E-mail: tokyo.surveillance@fitchratings.com

Rating and Investment Information, Inc.

Attn.: Monitoring Group Department:
 Structured Finance Department
 TERRACE SQUARE, 3-22,
 Kanda Nishikicho, Chiyoda-ku,
 Tokyo 101-0054, Japan
 E-mail: sfmonitor@r-i.co.jp

Rating of VW

Volkswagen Financial Services AG

Volkswagen AG

Rating								
Moody's			Fitch			R&I		
Short Term	Long Term	Outlook	Short Term	Long Term	Outlook	Short Term	Long Term	Outlook
P-2	A3	Negative	n.a.	n.a.	n.a.	n.a.	n.a.	n.a.
P-2	A3	Negative	F2	BBB+	Stable	n.a.	n.a.	n.a.

Information regarding Trust Beneficial Interest of the Second Trust & Asset Backed Loan to the Second Trust
Rating Details
Rating at Issue Date

	<u>TBI</u>	<u>ABL</u>
Moody's	Aaa(sf)	Aaa(sf)
Fitch	AAAsf	AAAsf
R&I	AAA	AAA

Current Rating

	<u>TBI</u>	<u>ABL</u>
Moody's	Aaa(sf)	Aaa(sf)
Fitch	AAAsf	AAAsf
R&I	AAA	AAA

Information on TBI & ABL

	<u>TBI</u>	<u>ABL</u>
Initial Balance	39,200,000,000 JPY	20,800,000,000 JPY
Expected Maturity Date	2021/06/28	2021/06/28
Legal Maturity of the Second Trust	2025/06/30	2025/06/30
Payment Dates	28th	28th
Business Day Convention	Modified Following	Modified Following
Listing	None	—

Information on Interest

	<u>TBI</u>	<u>ABL</u>
Fixed/ Floating	Fixed	Fixed
Current Coupon	0.19%	0.19%
Day Count Convention	30/360	30/360

Selling Restriction

The holders of the Beneficial Interest and the ABL Lenders* are prohibited from dividing, assigning, pledging or creating any other security interest over any of the Beneficial Interest and the Asset Backed Loans without the prior written approval of the Trustee of the Second Trust.

(*)The holders of the Beneficial Interest and the ABL Lenders are limited to specified investors (*tokutei toushika*) as defined under Paragraph 31 of Article 2 of the Financial Instruments and Exchange Act (Law no.25 of 1948 as amended).

Clean-Up Call

VWFS Japan as the Trustor of the First Trust has a right at its option to exercise a clean-up call to repurchase of all, but not part, of the outstanding Auto Loan Receivables from the Trustee of the First Trust on any Trust Calculation Date, the Discounted Principal Balance of all outstanding Auto Loan Receivables is expected to be less than ten percent (10%) of the Discounted Principal Balance of the Initial Auto Loan Receivables as of the Initial Cut-off Date after the distribution pursuant to Article 18.1 of the First Trust Agreement on the immediately following First Trust Payment Date.

Pool Information
Pool Balance on Initial Cut-Off Date

Status	Number of Contracts	Outstanding Discounted Principal Balance
Normal	30,757	64,171,706,472 JPY
Cancellation	0	0 JPY
Early Termination	0	0 JPY
Defaulted Receivables	0	0 JPY
Matured	0	0 JPY
Refinance Option	0	0 JPY
Repurchase	0	0 JPY
Total	30,757	64,171,706,472 JPY

Pool Balance before entrustment of Additional Auto Loan Receivables

Status	Number of Contracts on previous EoP	Outstanding Discounted Principal Balance on previous EoP	Number of Contracts "as Collections" during the relevant Monthly Period*	Outstanding Discounted Principal Balance "as Collections" during the relevant Monthly Period*	Number of Contracts EoP before entrustment of Additional Auto Loan Receivables	Outstanding Discounted Principal Balance EoP before entrustment of Additional Auto Loan Receivables
Normal	35,305	65,577,016,138 JPY	34,502	1,438,405,841 JPY	34,502	63,086,969,236 JPY
Cancellation	0	0 JPY	0	0 JPY	0	0 JPY
Early Termination	0	0 JPY	428	787,172,653 JPY	0	0 JPY
Defaulted Receivables	0	0 JPY	5	12,224,698 JPY	0	0 JPY
Matured	0	0 JPY	296	168,065,638 JPY	0	0 JPY
Refinance Option	0	0 JPY	74	84,178,072 JPY	0	0 JPY
Repurchase	0	0 JPY	0	0 JPY	0	0 JPY
Total	35,305	65,577,016,138 JPY	35,305	2,490,046,902 JPY	34,502	63,086,969,236 JPY

Pool Balance after entrustment of Additional Auto Loan Receivables

Status	Number of Contracts EoP before entrustment of Additional Auto Loan Receivables	Outstanding Discounted Principal Balance EoP before entrustment of Additional Auto Loan Receivables	Number of Contracts of Additional Auto Loan Receivables	Outstanding Discounted Principal Balance of Additional Auto Loan Receivables	Number of Contracts EoP after entrustment of Additional Auto Loan Receivables	Outstanding Discounted Principal Balance EoP after entrustment of Additional Auto Loan Receivables
Normal	34,502	63,086,969,236 JPY	1,045	2,488,190,749 JPY	35,547	65,575,159,985 JPY
Cancellation	0	0 JPY	0	0 JPY	0	0 JPY
Early Termination	0	0 JPY	0	0 JPY	0	0 JPY
Defaulted Receivables	0	0 JPY	0	0 JPY	0	0 JPY
Matured	0	0 JPY	0	0 JPY	0	0 JPY
Refinance Option	0	0 JPY	0	0 JPY	0	0 JPY
Repurchase	0	0 JPY	0	0 JPY	0	0 JPY
Total	34,502	63,086,969,236 JPY	1,045	2,488,190,749 JPY	35,547	65,575,159,985 JPY

Limits on Eligibility Criteria

Status Limits on Eligibility Criteria (v) (including Additional Entrustment)	Current Exposure in %	Limits in % of the aggregate Discounted Principal Balance of the Auto Loan Receivables outstanding	Status
(i) on Used Purchased Vehicle	22.52 %	35 %	OK
(ii) on Non-VW Vehicles	0.03 %	5 %	OK
(iii) on Balloon Payment	44.83 %	50 %	OK

Outstanding Balances

Monthly Period: from 2018/01/11 to 2018/02/10
Reporting Date: 2018/02/19
Trust Calculation Date: 2018/02/26

Outstanding Balances

	Number of Contracts	Aggregate Amount of the Discounted Principal Balance	Aggregate Amount of the Nominal Balance
Balance on the previous EoP	35,305	65,577,016,138 JPY	68,075,720,500 JPY
Balance after counting on the Collections during the relevant	34,502	63,086,969,236 JPY	65,446,932,400 JPY
Balance of Additional Auto Loan Receivables	1,045	2,488,190,749 JPY	2,608,502,700 JPY
Aggregate Amount of Auto Loan Receivables	35,547	65,575,159,985 JPY	68,055,435,100 JPY

Collections

	Number of Contracts	Aggregate Amount of the Discounted Principal Balance	Aggregate Amount of the Nominal Balance
Collections: Amortization of current contracts	34,502	1,438,405,841 JPY	1,553,133,900 JPY
Collections: Cancellation	0	0 JPY	0 JPY
Collections: Early Termination	428	787,172,653 JPY	788,394,060 JPY
Collections: Defaulted Receivables	5	12,224,698 JPY	12,254,182 JPY
Collections: Matured	296	168,065,638 JPY	168,316,000 JPY
Collections: Refinance Option	74	84,178,072 JPY	84,310,000 JPY
Collections: Repurchase	0	0 JPY	0 JPY
Sum	35,305	2,490,046,902 JPY	2,606,408,142 JPY

Available Distribution Amount

	Number of Contracts	Aggregate Amount of the Nominal Balance
(a) the Collections for the Monthly Period with respect to such Trust Calculation Date	35,305	2,606,408,142 JPY
(b) drawings from the Cash Collateral Ledger in accordance with Article 18.3 of the First Trust Agreement	0	0 JPY
(c) net investment earnings from Eligible Investments	0	0 JPY
(d) net proceeds from the sale or disposal of the Trust Assets of the First Trust	0	0 JPY
(e) any amount which is carried over from the immediately preceding Trust Calculation Date	0	0 JPY
Sum	35,305	2,606,408,142 JPY

Waterfall

There is no distinction between principal and interest, and all collections go through a single priority of payments			
		Payment	Remaining Amount
Available Distribution Amount	plus	2,606,408,142 JPY	2,606,408,142 JPY
(a) an amount necessary for the payment of all taxes and public charges to be paid to the relevant public authority by the immediately following First Trust Payment Date.	less	0 JPY	2,606,408,142 JPY
(b) an amount necessary for the payment of all Fees for the Trustee of the First Trust to be paid to the Trustee of the First Trust by the immediately following First Trust Payment Date.	less	590,193 JPY	2,605,817,949 JPY
(c) an amount necessary for the payment of the Servicing Fee to be paid to the Servicer by the immediately following First Trust Payment Date.	less	59,019,314 JPY	2,546,798,635 JPY
(d) an amount necessary for the payment of the Trust Expenses of the First Trust as provided in Article 23.1 (including the Rating Fees, Costs of the Second Trust and those fees not otherwise covered by (b) or (c) above) to be paid to the relevant party by the immediately following First Trust Payment Date (including any amounts advanced by the Trustee of the First Trust pursuant to Article 23.3)	less	605,853 JPY	2,546,192,782 JPY
(e) an amount necessary for the payment of overdue and unpaid interest on the Asset Backed Loans to the First Trust (if any) to be paid to the Trustee of the Second Trust by the immediately following First Trust Payment Date.	less	0 JPY	2,546,192,782 JPY
(f) an amount necessary for the payment to the Trustee of the Second Trust of interest on the Asset Backed Loan to the First Trust accruing during the relevant Interest Calculation Period	less	9,500,000 JPY	2,536,692,782 JPY
(g) an amount necessary to top up the balance thereof until it is equal to the Cash Collateral Ledger Target Balance	less	0 JPY	2,536,692,782 JPY
(h) (i) prior to the expiration of the Revolving Period: an amount necessary for the redemption of any Additional Senior Beneficial Interest;	less	2,326,458,350 JPY	210,234,432 JPY
(ii) following the expiration of the Revolving Period and prior to the occurrence of an Early Amortization Event, an amount necessary for the payment to the Trustee of the Second Trust of the Asset Backed Loan Principal Payment Amount for the relevant First Trust Payment Date.			
(iii) following the occurrence of the Early Amortization Event, an amount necessary for the payment to the Trustee of the Second Trust of the remaining principal balance of the Asset Backed Loan to the First Trust.			
(i) an amount necessary for the payment to the Trustee of the First Trust of any Indemnified Amounts which are not compensated by the Trustor of the First Trust	less	0 JPY	210,234,432 JPY
(j) an amount necessary for the payment to the Subordinated Beneficiary of the Subordinated Beneficial Principal Payment Amount for the relevant First Trust Payment Date.	less	164,859,938 JPY	45,374,494 JPY
(k) (i) prior to the expiration of the Revolving Period, then (x) if a transfer is made under (j) above, such remaining amount will be transferred to the Expenses Distribution Ledger for payment to the Subordinated Beneficiary as a payment of earnings on the Subordinated Beneficial Interest, and such payment shall be made on the First Trust Payment Date immediately following such Trust Calculation Date or (y) if no transfer is made under (j) above, such remaining amount will be carried forward to the next Trust Calculation Date.	less	45,374,494 JPY	0 JPY
(ii) following the expiration of the Revolving Period and prior to the occurrence of an Early Amortization Event, then such remaining amount will be transferred to the Expenses Distribution Ledger for payment to the Subordinated Beneficiary as a payment of earnings on the Subordinated Beneficial Interest, and such payment shall be made on the First Trust Payment Date immediately following such Trust Calculation Date.			
(iii) following the occurrence of an Early Amortization Event, the remaining amount in the Trust Collection Ledger will be carried forward to the next Trust Calculation Date.			

Credit Enhancement

Subordinated Principal Balance as of the relevant First Trust Payment Date

	Percentage of Aggregate Discounted Principal Balance	Value
(i) the aggregate amount of the Discounted Principal Balance of all Auto Loan Receivables outstanding		65,575,159,985 JPY
(ii) Asset Backed Loan Principal Balance on the relevant First Trust Payment Date		60,000,000,000 JPY
Overcollateralization (= (i) - (ii))	8.50 %	5,575,159,985 JPY
Trust Collection Ledger which is carried over from the immediately preceding Trust Calculation Date	0.00 %	0 JPY
The amount in the Cash Collateral Ledger	0.53 %	345,000,000 JPY
Subordinated Principal Balance	9.03 %	5,920,159,985 JPY

Trust Management Account (TMA)

	in JPY	+/-	in JPY (previous)
Initial Balance on Cash Entrustment Date	345,000,000 JPY		0 JPY
Outstanding Balance on First Trust Payment Date	345,000,000 JPY	0 JPY	345,000,000 JPY
(a) Expenses Distribution Ledger	0 JPY	0 JPY	0 JPY
(b) Trust Collection Ledger	0 JPY	0 JPY	0 JPY
(c) Cash Collateral Ledger	345,000,000 JPY	0 JPY	345,000,000 JPY
Cash Collateral Ledger Target Balance	345,000,000 JPY		

Calculation of Credit Enhancement

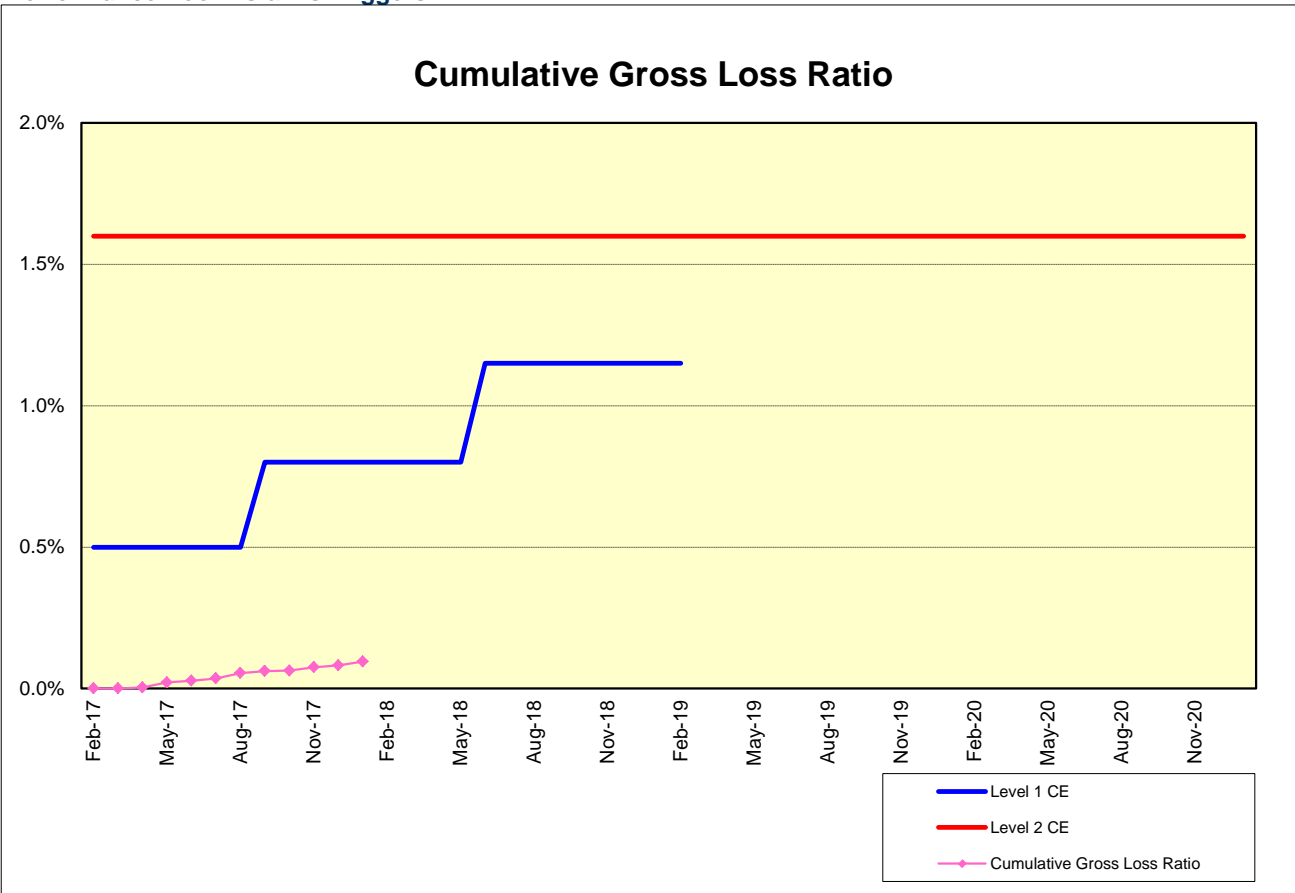
Driver Japan six's Credit Enhancement consists of the items listed above in the Subordinated Principal Balance as of the relevant date of determination (immediately following the First Trust Payment Date). The result provides an absolute value, which will be applied to the (amortized) Aggregate Discounted Principal Balance as of the end of the relevant date.

The transaction has a Revolving Period of 12 months until February 2018.

Asset Backed Loan Overcollateralization Percentage is (i) prior to the expiration of the Revolving Period, 8.5%, and (ii) following the expiration of the Revolving Period, 11.5%; provided, in each case no Credit Enhancement Increase Condition shall be in effect. After a Level 1 Credit Enhancement Increase Condition in effect, 17% and after a Level 2 Credit Enhancement Increase Condition is in effect, 100%.

Cumulative Gross Loss & Cumulative Repurchased Receivables

Performance Pool vis-a-vis Triggers



Cumulative Repurchased Receivables

	Number of Contracts	Repurchase Price
Beginning of Period	0	0 JPY
Repurchased Receivables	0	0 JPY
End of Period	0	0 JPY

Defaulted and Delinquent Contracts

Information of Delinquencies and Defaults

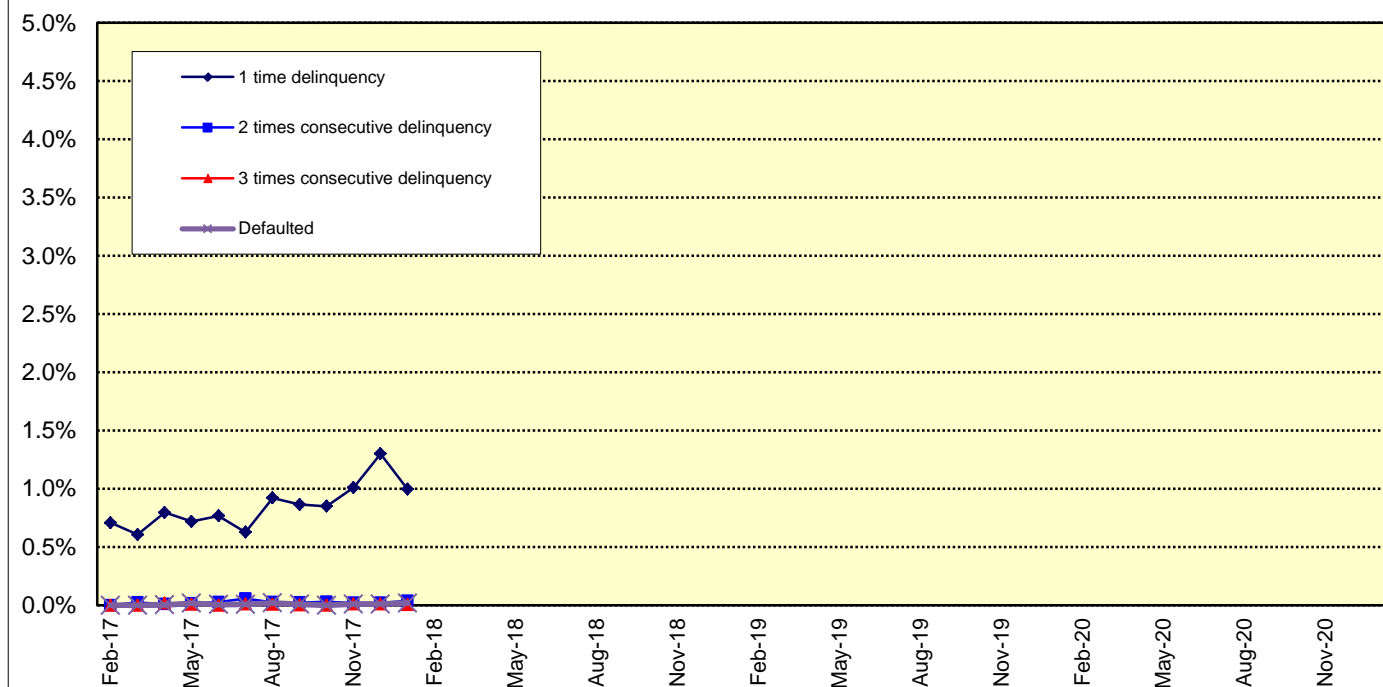
Current Reporting Period	Number of Contracts	Percentage of Contracts (*)	Outstanding Discounted Principal Balance	Percentage of Principal Balance (*)	Outstanding Nominal Balance	Percentage of Nominal Balance (*)
Delinquent	347	0.98 %	681,320,922 JPY	1.04 %	710,371,400 JPY	1.04 %
Default	5	0.01 %	12,224,698 JPY	0.02 %	12,254,182 JPY	0.02 %

(*) Based on the previous EoP

Delinquency Profile (Information Purpose Only)

Days in Arrears	Number of Contracts	Percentage of Contracts	Outstanding Discounted Principal Balance	Percentage of Principal Balance	Outstanding Nominal Balance	Percentage of Nominal Balance
1	328	0.92 %	653,336,968 JPY	1.00 %	681,099,100 JPY	1.00 %
2	16	0.05 %	24,923,674 JPY	0.04 %	26,063,000 JPY	0.04 %
3	3	0.01 %	3,060,280 JPY	0.00 %	3,209,300 JPY	0.00 %
Total	347	0.98 %	681,320,922 JPY	1.04 %	710,371,400 JPY	1.04 %

Delinquent / Defaulted (Gross Loss) Ratio



Run Out Schedule

ROS on the previous EoP on 2018/01/10

Next Payment Month	Number of Contracts	ABS Outstanding Principal	ABS Outstanding Interest	Outstanding Installment	ABS Remaining Principal	ABS Remaining Interest	ABS Remaining Installment
12.2017	35,305	65,577,016,138 JPY	2,498,704,362 JPY	68,075,720,500 JPY	0 JPY	0 JPY	0 JPY
01.2018	35,305	63,866,537,232 JPY	2,382,194,068 JPY	66,248,731,300 JPY	1,710,478,906 JPY	116,510,294 JPY	1,826,989,200 JPY
02.2018	34,934	62,262,886,759 JPY	2,268,804,841 JPY	64,531,691,600 JPY	1,603,650,473 JPY	113,389,227 JPY	1,717,039,700 JPY
03.2018	34,335	60,157,589,304 JPY	2,158,215,696 JPY	62,315,805,000 JPY	2,105,297,455 JPY	110,589,145 JPY	2,215,886,600 JPY
04.2018	33,209	58,798,570,409 JPY	2,050,960,891 JPY	60,849,531,300 JPY	1,359,018,895 JPY	107,254,805 JPY	1,466,273,700 JPY
05.2018	32,844	57,244,313,857 JPY	1,946,135,943 JPY	59,190,449,800 JPY	1,554,256,552 JPY	104,824,948 JPY	1,659,081,500 JPY
06.2018	32,271	54,966,998,446 JPY	1,843,990,354 JPY	56,810,988,800 JPY	2,277,315,411 JPY	102,145,589 JPY	2,379,461,000 JPY
07.2018	31,475	52,840,768,953 JPY	1,745,781,647 JPY	54,586,550,600 JPY	2,126,229,493 JPY	98,208,707 JPY	2,224,438,200 JPY
08.2018	30,874	51,237,544,059 JPY	1,651,416,041 JPY	52,888,960,100 JPY	1,603,224,894 JPY	94,365,606 JPY	1,697,590,500 JPY
09.2018	30,347	49,506,106,973 JPY	1,559,924,127 JPY	51,066,031,100 JPY	1,731,437,086 JPY	91,491,914 JPY	1,822,929,000 JPY
10.2018	29,511	48,185,790,431 JPY	1,471,450,469 JPY	49,657,240,900 JPY	1,320,316,542 JPY	88,473,658 JPY	1,408,790,200 JPY
11.2018	29,046	46,780,304,436 JPY	1,385,377,464 JPY	48,165,681,900 JPY	1,405,485,995 JPY	86,073,005 JPY	1,491,559,000 JPY
12.2018	28,459	44,057,034,776 JPY	1,301,812,924 JPY	45,358,847,700 JPY	2,723,269,660 JPY	83,564,540 JPY	2,806,834,200 JPY
01.2019	27,571	42,342,775,876 JPY	1,223,127,024 JPY	43,565,902,900 JPY	1,714,258,900 JPY	78,685,900 JPY	1,792,944,800 JPY
02.2019	27,009	40,700,605,787 JPY	1,147,528,713 JPY	41,848,134,500 JPY	1,642,170,089 JPY	75,598,311 JPY	1,717,768,400 JPY
03.2019	26,231	38,486,377,595 JPY	1,074,840,805 JPY	39,561,218,400 JPY	2,214,228,192 JPY	72,687,908 JPY	2,286,916,100 JPY
04.2019	24,962	36,978,139,130 JPY	1,005,966,670 JPY	37,984,105,800 JPY	1,508,238,465 JPY	68,874,135 JPY	1,577,112,600 JPY
05.2019	24,393	35,304,338,576 JPY	939,674,824 JPY	36,244,013,400 JPY	1,673,800,554 JPY	66,291,846 JPY	1,740,092,400 JPY
06.2019	23,637	32,973,417,432 JPY	876,195,468 JPY	33,849,612,900 JPY	2,330,921,144 JPY	63,479,356 JPY	2,394,400,500 JPY
07.2019	22,666	30,950,108,622 JPY	816,618,078 JPY	31,766,726,700 JPY	2,023,308,810 JPY	59,577,390 JPY	2,082,886,200 JPY
08.2019	21,944	29,287,463,994 JPY	760,478,706 JPY	30,047,942,700 JPY	1,662,644,628 JPY	56,139,372 JPY	1,718,784,000 JPY
09.2019	21,193	27,253,374,229 JPY	707,028,571 JPY	27,960,402,800 JPY	2,034,089,765 JPY	53,450,135 JPY	2,087,539,900 JPY
10.2019	20,082	25,757,377,172 JPY	656,699,228 JPY	26,414,076,400 JPY	1,495,997,057 JPY	50,329,343 JPY	1,546,326,400 JPY
11.2019	19,337	23,909,277,107 JPY	608,804,993 JPY	24,518,082,100 JPY	1,848,100,065 JPY	47,894,235 JPY	1,895,994,300 JPY
12.2019	18,354	22,208,827,010 JPY	563,708,990 JPY	22,772,536,000 JPY	1,700,450,097 JPY	45,096,003 JPY	1,745,546,100 JPY
01.2020	17,802	21,101,582,306 JPY	521,654,394 JPY	21,623,236,700 JPY	1,107,244,704 JPY	42,054,596 JPY	1,149,299,300 JPY
02.2020	17,376	20,034,830,331 JPY	481,615,469 JPY	20,516,445,800 JPY	1,066,751,975 JPY	40,038,925 JPY	1,106,790,900 JPY
03.2020	16,787	18,762,030,527 JPY	443,455,873 JPY	19,205,486,400 JPY	1,272,799,804 JPY	38,159,596 JPY	1,310,959,400 JPY
04.2020	15,969	17,982,823,286 JPY	407,421,514 JPY	18,390,244,800 JPY	779,207,241 JPY	36,034,359 JPY	815,241,600 JPY
05.2020	15,677	17,160,254,393 JPY	372,820,607 JPY	17,533,075,000 JPY	822,568,893 JPY	34,600,907 JPY	857,169,800 JPY
06.2020	15,254	16,074,383,587 JPY	339,726,513 JPY	16,414,110,100 JPY	1,085,870,806 JPY	33,094,094 JPY	1,118,964,900 JPY
07.2020	14,807	15,096,103,191 JPY	308,669,209 JPY	15,404,772,400 JPY	978,280,396 JPY	31,057,304 JPY	1,009,337,700 JPY
08.2020	14,490	14,323,754,514 JPY	279,515,486 JPY	14,603,270,000 JPY	772,348,677 JPY	29,153,723 JPY	801,502,400 JPY
09.2020	14,102	13,601,832,792 JPY	251,834,608 JPY	13,853,667,400 JPY	721,921,722 JPY	27,680,878 JPY	749,602,600 JPY
10.2020	13,646	13,022,605,073 JPY	225,541,227 JPY	13,248,146,300 JPY	579,227,719 JPY	26,293,381 JPY	605,521,100 JPY
11.2020	13,369	12,474,503,783 JPY	200,409,917 JPY	12,674,913,700 JPY	548,101,290 JPY	25,131,310 JPY	573,232,600 JPY
12.2020	13,063	11,433,998,763 JPY	176,407,237 JPY	11,610,406,000 JPY	1,040,505,020 JPY	24,002,680 JPY	1,064,507,700 JPY
01.2021	12,613	10,615,541,701 JPY	154,497,099 JPY	10,770,038,800 JPY	818,457,062 JPY	21,910,138 JPY	840,367,200 JPY
02.2021	12,064	9,738,735,252 JPY	134,149,548 JPY	9,872,884,800 JPY	876,806,449 JPY	20,347,551 JPY	897,154,000 JPY
03.2021	11,248	8,731,146,361 JPY	115,462,039 JPY	8,846,608,400 JPY	1,007,588,891 JPY	18,687,509 JPY	1,026,276,400 JPY
04.2021	10,107	8,127,487,270 JPY	98,655,330 JPY	8,226,142,600 JPY	603,659,091 JPY	16,806,709 JPY	620,465,800 JPY
05.2021	9,538	7,461,592,006 JPY	83,056,994 JPY	7,544,649,000 JPY	665,895,264 JPY	15,598,336 JPY	681,493,600 JPY
06.2021	8,790	6,629,943,132 JPY	68,761,868 JPY	6,698,705,000 JPY	831,648,874 JPY	14,295,126 JPY	845,944,000 JPY
07.2021	7,972	5,722,532,180 JPY	56,147,420 JPY	5,778,679,600 JPY	907,410,952 JPY	12,614,448 JPY	920,025,400 JPY
08.2021	7,143	4,916,012,818 JPY	45,280,482 JPY	4,961,293,300 JPY	806,519,362 JPY	10,866,938 JPY	817,386,300 JPY
09.2021	6,204	3,877,239,221 JPY	35,892,279 JPY	3,913,131,500 JPY	1,038,773,597 JPY	9,388,203 JPY	1,048,161,800 JPY
10.2021	4,939	3,209,130,711 JPY	28,462,189 JPY	3,237,592,900 JPY	668,108,510 JPY	7,430,090 JPY	675,538,600 JPY
11.2021	4,144	2,378,403,841 JPY	22,274,259 JPY	2,400,678,100 JPY	830,726,870 JPY	6,187,930 JPY	836,914,800 JPY
12.2021	3,098	1,952,055,349 JPY	17,593,651 JPY	1,969,649,000 JPY	426,348,492 JPY	4,680,608 JPY	431,029,100 JPY
01.2022	2,750	1,641,973,164 JPY	13,743,936 JPY	1,655,717,100 JPY	310,082,185 JPY	3,849,715 JPY	313,931,900 JPY
02.2022	2,441	1,331,676,953 JPY	10,503,547 JPY	1,342,180,500 JPY	310,296,211 JPY	3,240,389 JPY	313,536,600 JPY
03.2022	2,085	930,794,493 JPY	7,864,407 JPY	938,658,900 JPY	400,882,460 JPY	2,639,140 JPY	403,521,600 JPY
04.2022	1,533	750,253,235 JPY	5,943,365 JPY	756,196,600 JPY	180,541,258 JPY	1,921,042 JPY	182,462,300 JPY
05.2022	1,293	574,030,132 JPY	4,377,968 JPY	578,408,100 JPY	176,223,103 JPY	1,565,397 JPY	177,788,500 JPY
06.2022	1,029	383,597,774 JPY	3,139,926 JPY	386,737,700 JPY	190,432,358 JPY	1,238,042 JPY	191,670,400 JPY
07.2022	760	269,710,813 JPY	2,268,787 JPY	271,979,600 JPY	113,886,961 JPY	871,139 JPY	114,758,100 JPY
08.2022	604	183,899,236 JPY	1,636,864 JPY	185,536,100 JPY	85,811,577 JPY	631,923 JPY	86,443,500 JPY
09.2022	420	102,078,557 JPY	1,184,543 JPY	103,263,100 JPY	81,820,679 JPY	452,321 JPY	82,273,000 JPY
10.2022	274	57,690,255 JPY	907,845 JPY	58,598,100 JPY	44,388,302 JPY	276,698 JPY	44,665,000 JPY
11.2022	198	49,959,294 JPY	736,006 JPY	50,695,300 JPY	7,730,961 JPY	171,839 JPY	7,902,800 JPY
12.2022	167	38,022,314 JPY	586,286 JPY	38,608,600 JPY	11,936,980 JPY	149,720 JPY	12,086,700 JPY
01.2023	141	30,559,994 JPY	471,606 JPY	31,031,600 JPY	7,462,320 JPY	114,680 JPY	7,577,000 JPY
02.2023	127	25,411,081 JPY	378,919 JPY	25,790,000 JPY	5,148,913 JPY	92,687 JPY	5,241,600 JPY
03.2023	108	20,997,684 JPY	301,416 JPY	21,299,100 JPY	4,413,397 JPY	77,503 JPY	4,490,900 JPY
04.2023	88	17,285,809 JPY	236,991 JPY	17,522,800 JPY	3,711,875 JPY	64,425 JPY	3,776,300 JPY
05.2023	78	13,926,407 JPY	183,793 JPY	14,110,200 JPY	3,359,402 JPY	53,198 JPY	3,412,600 JPY
06.2023	60	10,709,918 JPY	140,782 JPY	10,850,700 JPY	3,216,489 JPY	43,011 JPY	3,259,500 JPY
07.2023	44	7,709,221 JPY	107,179 JPY	7,816,400 JPY	3,000,697 JPY	33,603 JPY	3,034,300 JPY
08.2023	40	5,581,091 JPY	82,909 JPY	5,664,000 JPY	2,128,130 JPY	24,270 JPY	2,152,400 JPY
09.2023	32	4,236,223 JPY	65,277 JPY	4,301,500 JPY	1,344,868 JPY	17,632 JPY	1,362,500 JPY
10.2023	18	3,463,485 JPY	51,815 JPY	3,515,300 JPY	772,738 JPY	13,462 JPY	786,200 JPY
11.2023	10	3,071,817 JPY	40,783 JPY	3,112,600 JPY	391,668 JPY	11,032 JPY	402,700 JPY
12.2023	8	2,035,401 JPY	30,999 JPY	2,066,400 JPY	1,036,416 JPY	9,784 JPY	1,046,200 JPY
01.2024	4	1,644,385 JPY	24,515 JPY	1,668,900 JPY	391,016 JPY	6,484 JPY	397,500 JPY
02.2024	6	1,402,122 JPY	19,278 JPY	1,421,400 JPY	242,263 JPY	5,237 JPY	247,500 JPY
03.2024	4	1,240,889 JPY	14,811 JPY	1,255,700 JPY	161,233 JPY	4,467 JPY	165,700 JPY
04.2024	4	1,079,141 JPY	10,859 JPY	1,090,000 JPY	161,748 JPY	3,952 JPY	165,700 JPY
05.2024	3	967,478 JPY	7,422 JPY	974,900 JPY	111,663 JPY	3,437 JPY	115,100 JPY
06.2024	3	855,460 JPY	4,340 JPY	859,800 JPY	112,018 JPY	3,082 JPY	115,100 JPY
07.2024	3	253,085 JPY	1,615 JPY	254,700 JPY	602,375 JPY	2,725 JPY	605,100 JPY
08.2024	2	168,991 JPY	809 JPY	169,800 JPY	84,094 JPY	806 JPY	84,900 JPY
09.2024	2	84,630 JPY	270 JPY	84,900 JPY	84,361 JPY	539 JPY	84,900 JPY
10.2024	2	0 JPY	0 JPY	0 JPY	84,630 JPY	270 JPY	84,900 JPY

Run Out Schedule

ROS on the relevant EoP on 2018/02/10

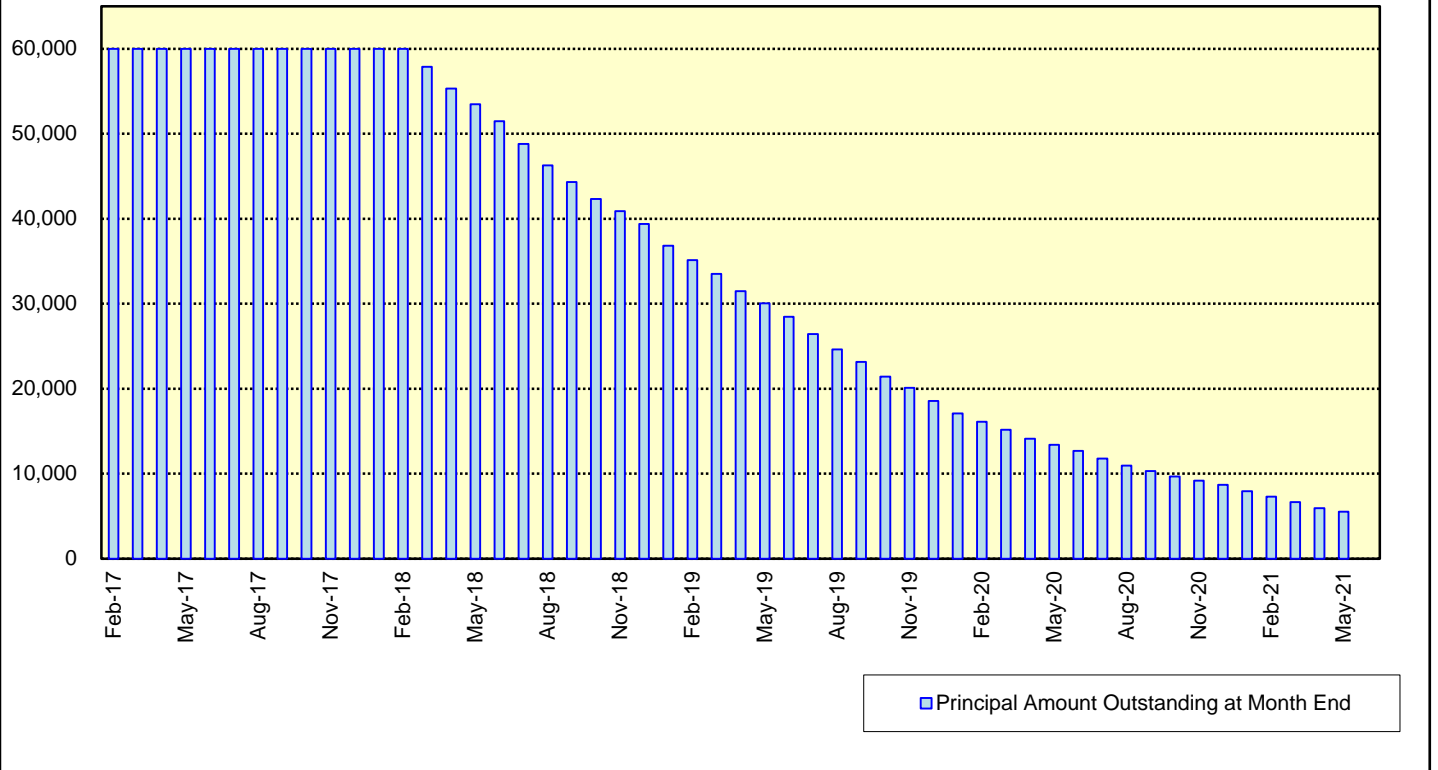
Next Payment Month	Number of Contracts	ABS Outstanding Principal	ABS Outstanding Interest	Outstanding Installment	ABS Remaining Principal	ABS Remaining Interest	ABS Remaining Installment
01.2018	35,547	65,575,159,985 JPY	2,480,275,115 JPY	68,055,435,100 JPY	0 JPY	0 JPY	0 JPY
02.2018	35,547	63,988,910,117 JPY	2,363,809,783 JPY	66,352,719,900 JPY	1,586,249,868 JPY	116,465,332 JPY	1,702,715,200 JPY
03.2018	34,984	61,918,322,946 JPY	2,250,125,254 JPY	64,168,448,200 JPY	2,070,587,171 JPY	113,684,529 JPY	2,184,271,700 JPY
04.2018	33,896	60,539,250,613 JPY	2,139,751,587 JPY	62,679,002,200 JPY	1,379,072,333 JPY	110,373,667 JPY	1,489,446,000 JPY
05.2018	33,532	58,986,934,038 JPY	2,031,842,962 JPY	61,018,777,000 JPY	1,552,316,575 JPY	107,908,625 JPY	1,660,225,200 JPY
06.2018	32,971	56,692,693,000 JPY	1,926,616,600 JPY	58,619,309,600 JPY	2,294,241,038 JPY	105,226,362 JPY	2,399,467,400 JPY
07.2018	32,191	54,537,226,718 JPY	1,825,368,482 JPY	56,362,595,200 JPY	2,155,466,282 JPY	101,248,118 JPY	2,256,714,400 JPY
08.2018	31,599	52,902,195,539 JPY	1,728,013,361 JPY	54,630,208,900 JPY	1,635,031,179 JPY	97,355,121 JPY	1,732,386,300 JPY
09.2018	31,072	51,153,591,421 JPY	1,633,591,579 JPY	52,787,183,000 JPY	1,748,604,118 JPY	94,421,782 JPY	1,843,025,900 JPY
10.2018	30,247	49,816,412,736 JPY	1,542,214,664 JPY	51,358,627,400 JPY	1,337,178,685 JPY	91,376,915 JPY	1,428,555,600 JPY
11.2018	29,784	48,390,386,273 JPY	1,453,272,027 JPY	49,843,658,300 JPY	1,426,026,463 JPY	88,942,637 JPY	1,598,910,200 JPY
12.2018	29,200	45,639,138,563 JPY	1,366,871,537 JPY	47,006,010,100 JPY	2,751,247,710 JPY	86,400,490 JPY	2,837,648,200 JPY
01.2019	28,325	43,895,728,059 JPY	1,285,408,941 JPY	45,181,137,000 JPY	1,743,410,504 JPY	81,462,596 JPY	1,824,873,100 JPY
02.2019	27,769	42,233,524,529 JPY	1,207,087,171 JPY	43,440,611,700 JPY	1,662,203,530 JPY	78,321,770 JPY	1,740,525,300 JPY
03.2019	26,991	40,002,912,046 JPY	1,131,705,354 JPY	41,134,617,400 JPY	2,230,612,483 JPY	75,381,817 JPY	2,305,994,300 JPY
04.2019	25,719	38,475,535,593 JPY	1,060,171,607 JPY	39,535,707,200 JPY	1,527,376,453 JPY	71,533,747 JPY	1,598,910,200 JPY
05.2019	25,145	36,772,653,604 JPY	991,251,196 JPY	37,763,904,800 JPY	1,702,881,989 JPY	68,920,411 JPY	1,771,802,400 JPY
06.2019	24,382	34,405,059,510 JPY	925,194,090 JPY	35,330,253,600 JPY	2,367,594,094 JPY	66,057,106 JPY	2,433,651,200 JPY
07.2019	23,410	32,341,540,327 JPY	863,105,373 JPY	33,204,645,700 JPY	2,063,519,183 JPY	62,088,717 JPY	2,125,607,900 JPY
08.2019	22,684	30,653,850,060 JPY	804,528,640 JPY	31,458,378,700 JPY	1,687,690,267 JPY	58,576,733 JPY	1,746,267,000 JPY
09.2019	21,933	28,593,060,138 JPY	748,691,662 JPY	29,341,751,800 JPY	2,060,789,922 JPY	55,836,978 JPY	2,116,626,900 JPY
10.2019	20,822	27,072,981,506 JPY	696,020,394 JPY	27,769,001,900 JPY	1,520,078,632 JPY	52,671,268 JPY	1,572,749,900 JPY
11.2019	20,074	25,198,863,913 JPY	645,827,287 JPY	25,844,691,200 JPY	1,874,117,593 JPY	50,193,107 JPY	1,924,310,700 JPY
12.2019	19,086	23,423,382,002 JPY	598,485,898 JPY	24,021,867,900 JPY	1,775,481,911 JPY	47,341,389 JPY	1,822,823,300 JPY
01.2020	18,521	22,256,939,943 JPY	554,305,957 JPY	22,811,245,900 JPY	1,166,442,059 JPY	44,179,941 JPY	1,210,622,000 JPY
02.2020	18,080	21,142,432,275 JPY	512,228,125 JPY	21,654,660,400 JPY	1,114,507,668 JPY	42,077,832 JPY	1,156,585,500 JPY
03.2020	17,470	19,799,450,332 JPY	472,106,468 JPY	20,271,556,800 JPY	1,342,981,943 JPY	40,121,657 JPY	1,383,103,600 JPY
04.2020	16,624	18,979,031,372 JPY	434,207,028 JPY	19,413,238,400 JPY	820,418,960 JPY	37,899,440 JPY	858,318,400 JPY
05.2020	16,319	18,097,124,263 JPY	397,807,837 JPY	18,494,932,100 JPY	881,907,109 JPY	36,399,191 JPY	918,306,300 JPY
06.2020	15,877	16,948,747,392 JPY	363,003,108 JPY	17,311,750,500 JPY	1,148,376,871 JPY	34,804,729 JPY	1,183,181,600 JPY
07.2020	15,404	15,918,215,812 JPY	330,335,488 JPY	16,248,551,300 JPY	1,030,531,580 JPY	32,667,620 JPY	1,063,199,200 JPY
08.2020	15,064	15,071,176,429 JPY	299,659,471 JPY	15,370,835,900 JPY	847,039,383 JPY	30,676,017 JPY	877,715,400 JPY
09.2020	14,640	14,293,540,063 JPY	270,565,637 JPY	14,564,105,700 JPY	777,636,366 JPY	29,093,834 JPY	806,730,200 JPY
10.2020	14,146	13,672,273,660 JPY	242,951,040 JPY	13,915,224,700 JPY	621,266,403 JPY	27,614,597 JPY	648,881,000 JPY
11.2020	13,844	13,059,127,250 JPY	216,579,750 JPY	13,275,707,000 JPY	613,146,410 JPY	26,371,290 JPY	639,517,700 JPY
12.2020	13,507	11,992,367,302 JPY	191,439,298 JPY	12,183,806,600 JPY	1,066,759,948 JPY	25,140,452 JPY	1,091,900,400 JPY
01.2021	13,057	11,157,300,268 JPY	168,441,332 JPY	11,325,741,600 JPY	835,067,034 JPY	22,997,966 JPY	858,065,000 JPY
02.2021	12,511	10,267,411,697 JPY	147,038,803 JPY	10,414,450,500 JPY	889,888,571 JPY	21,402,529 JPY	911,291,100 JPY
03.2021	11,693	9,243,747,225 JPY	127,319,075 JPY	9,371,066,300 JPY	1,023,664,472 JPY	19,719,728 JPY	1,043,384,200 JPY
04.2021	10,544	8,629,524,620 JPY	109,509,580 JPY	8,739,034,200 JPY	614,222,605 JPY	17,809,495 JPY	632,032,100 JPY
05.2021	9,979	7,942,606,653 JPY	92,927,747 JPY	8,035,534,400 JPY	686,917,967 JPY	16,581,833 JPY	703,499,800 JPY
06.2021	9,217	7,086,671,075 JPY	77,687,925 JPY	7,164,359,000 JPY	855,935,578 JPY	15,239,822 JPY	871,175,400 JPY
07.2021	8,392	6,155,653,663 JPY	64,174,237 JPY	6,219,827,900 JPY	931,017,412 JPY	13,513,688 JPY	944,531,100 JPY
08.2021	7,564	5,327,890,358 JPY	52,457,042 JPY	5,380,347,400 JPY	827,763,305 JPY	11,717,195 JPY	839,480,500 JPY
09.2021	6,614	4,272,098,955 JPY	42,258,245 JPY	4,314,357,200 JPY	1,055,791,403 JPY	10,198,797 JPY	1,065,990,200 JPY
10.2021	5,342	3,592,441,443 JPY	34,051,357 JPY	3,626,492,800 JPY	679,657,512 JPY	8,206,888 JPY	687,864,400 JPY
11.2021	4,546	2,743,624,211 JPY	27,106,789 JPY	2,770,731,000 JPY	848,817,232 JPY	6,944,568 JPY	855,761,800 JPY
12.2021	3,491	2,279,363,142 JPY	21,702,558 JPY	2,301,065,700 JPY	464,261,069 JPY	5,404,231 JPY	469,665,300 JPY
01.2022	3,120	1,944,814,608 JPY	17,200,992 JPY	1,962,015,600 JPY	334,548,534 JPY	4,501,566 JPY	339,050,100 JPY
02.2022	2,798	1,608,550,033 JPY	13,356,767 JPY	1,621,906,800 JPY	336,264,575 JPY	3,844,225 JPY	340,108,800 JPY
03.2022	2,416	1,158,425,315 JPY	10,163,785 JPY	1,168,589,100 JPY	450,124,718 JPY	3,192,982 JPY	453,317,000 JPY
04.2022	1,811	955,005,737 JPY	7,785,563 JPY	962,791,300 JPY	203,419,578 JPY	2,378,222 JPY	205,797,800 JPY
05.2022	1,543	749,096,125 JPY	5,801,775 JPY	754,897,900 JPY	205,909,612 JPY	1,983,788 JPY	207,893,400 JPY
06.2022	1,246	525,221,858 JPY	4,201,842 JPY	529,423,700 JPY	223,874,267 JPY	1,599,933 JPY	225,474,200 JPY
07.2022	937	378,163,465 JPY	3,034,435 JPY	381,197,900 JPY	147,058,393 JPY	1,167,407 JPY	148,225,800 JPY
08.2022	749	275,776,993 JPY	2,173,607 JPY	277,950,600 JPY	102,386,472 JPY	860,828 JPY	103,247,300 JPY
09.2022	546	159,136,371 JPY	1,524,529 JPY	160,660,900 JPY	116,640,622 JPY	649,078 JPY	117,289,700 JPY
10.2022	352	90,298,500 JPY	1,121,200 JPY	91,419,700 JPY	68,837,871 JPY	403,329 JPY	69,241,200 JPY
11.2022	247	57,132,332 JPY	877,668 JPY	58,010,000 JPY	33,166,168 JPY	243,532 JPY	33,409,700 JPY
12.2022	184	44,292,749 JPY	708,551 JPY	45,001,300 JPY	12,839,583 JPY	169,117 JPY	13,008,700 JPY
01.2023	158	35,850,590 JPY	576,710 JPY	36,427,300 JPY	8,442,159 JPY	131,841 JPY	8,574,000 JPY
02.2023	143	30,039,270 JPY	469,230 JPY	30,508,500 JPY	5,811,320 JPY	107,480 JPY	5,918,800 JPY
03.2023	123	25,011,500 JPY	378,500 JPY	25,390,000 JPY	5,027,770 JPY	90,730 JPY	5,118,500 JPY
04.2023	100	20,881,806 JPY	302,294 JPY	21,184,100 JPY	4,129,694 JPY	76,206 JPY	4,205,900 JPY
05.2023	90	17,103,466 JPY	238,434 JPY	17,341,900 JPY	3,778,340 JPY	63,860 JPY	3,842,200 JPY
06.2023	71	13,411,116 JPY	185,884 JPY	13,597,000 JPY	3,692,350 JPY	52,550 JPY	3,744,900 JPY
07.2023	54	9,913,164 JPY	144,136 JPY	10,057,300 JPY	3,497,952 JPY	41,748 JPY	3,539,700 JPY
08.2023	48	7,476,993 JPY	113,107 JPY	7,590,100 JPY	2,436,171 JPY	31,029 JPY	2,467,200 JPY
09.2023	39	5,850,380 JPY	89,620 JPY	5,940,000 JPY	1,626,613 JPY	23,487 JPY	1,650,100 JPY
10.2023	25	4,795,064 JPY	71,136 JPY	4,866,200 JPY	1,055,316 JPY	18,484 JPY	1,073,800 JPY
11.2023	15	4,166,883 JPY	55,917 JPY	4,222,800 JPY	628,181 JPY	15,219 JPY	643,400 JPY
12.2023	12	2,868,255 JPY	42,645 JPY	2,910,900 JPY	1,298,628 JPY	13,272 JPY	1,311,900 JPY
01.2024	10	2,314,191 JPY	33,509 JPY	2,347,700 JPY	554,064 JPY	9,136 JPY	563,200 JPY
02.2024	9	1,952,261 JPY	26,139 JPY	1,978,400 JPY	361,930 JPY	7,370 JPY	369,300 JPY
03.2024	7	1,670,980 JPY	19,920 JPY	1,690,900 JPY	281,281 JPY	6,219 JPY	287,500 JPY
04.2024	6	1,442,602 JPY	14,598 JPY	1,457,200 JPY	228,378 JPY	5,322 JPY	233,700 JPY
05.2024	5	1,264,097 JPY	10,003 JPY	1,274,100 JPY	178,505 JPY	4,595 JPY	183,100 JPY
06.2024	5	1,085,024 JPY	5,976 JPY	1,091,000 JPY	179,073 JPY	4,027 JPY	183,100 JPY
07.2024	5	415,380 JPY	2,520 JPY	417,900 JPY	669,644 JPY	3,456 JPY	673,100 JPY
08.2024	4	263,803 JPY	1,197 JPY	265,000 JPY	151,577 JPY	1,323 JPY	152,900 JPY
09.2024	4	111,744 JPY	356 JPY	112,100 JPY	152,059 JPY	841 JPY	152,900 JPY
10.2024	3	0 JPY	0 JPY	0 JPY	111,744 JPY	356 JPY	112,100 JPY

Expected Amortisation

Expected Amortization to the Second Trust

JPY mil.

Assuming a Clean-Up Call at 10% of the Initial Outstanding Balance, annual prepayments of 10% and 0% defaults.



Distribution by Sub-Servicer

Sub-Servicer	Number of Loans	Percentage of Loans	Outstanding Principal Balance	Percentage of Balance
Cedyna	20,954	58.95 %	39,498,373,614 JPY	60.23 %
Jaccs	14,593	41.05 %	26,076,786,371 JPY	39.77 %
Total	35,547	100.00 %	65,575,159,985 JPY	100.00 %

Distribution by Brand

Make	Number of Loans	Percentage of Loans	Outstanding Discounted Principal Balance	Percentage of Balance
VW	22,729	63.94 %	34,758,155,291 JPY	53.01 %
Audi	12,779	35.95 %	30,682,607,598 JPY	46.79 %
Bentley	17	0.05 %	92,944,743 JPY	0.14 %
Lamborghini	4	0.01 %	23,442,514 JPY	0.04 %
Other	18	0.05 %	18,009,839 JPY	0.03 %
Total	35,547	100.00 %	65,575,159,985 JPY	100.00 %

Distribution by New and Used
Distribution by New and Used

New or Used	Number of Loans	Percentage of Loans	Outstanding Discounted Principal Balance	Percentage of Balance
New	23,626	66.46 %	50,808,428,219 JPY	77.48 %
Used	9,200	25.88 %	13,486,485,151 JPY	20.57 %
Used (Prolonged)	2,721	7.65 %	1,280,246,615 JPY	1.95 %
Total	35,547	100.00 %	65,575,159,985 JPY	100.00 %

Distribution by Brand New and Used

New or Used	Number of Loans	Percentage of Loans	Outstanding Discounted Principal Balance	Percentage of Balance
VW New	15,705	44.18 %	28,524,417,078 JPY	43.50 %
VW Used	4,979	14.01 %	5,569,293,097 JPY	8.49 %
VW Used (Prolonged)	2,045	5.75 %	664,445,116 JPY	1.01 %
Audi New	7,908	22.25 %	22,214,712,078 JPY	33.88 %
Audi Used	4,195	11.80 %	7,852,094,021 JPY	11.97 %
Audi Used (Prolonged)	676	1.90 %	615,801,499 JPY	0.94 %
Other	39	0.11 %	134,397,096 JPY	0.20 %
Total	35,547	100.00 %	65,575,159,985 JPY	100.00 %

Distribution by Product Type

Loan Type List

Loan Type	Description
100	Volkswagen Owner's Plan
100	Audi Owner's Plan
100	Lamborghini Auto Loan
100	Bentley Auto Loan
101	Twin Loan
105	Refinanced Volkswagen Solutions
106	Refinanced Volkswagen Das Welt Auto with refinance option *
106	Refinanced Audi S-Loan/ S-Loan Plus
106	Refinanced Lamborghini Hyper Premium Plan
106	Refinanced Bentley My Flying B
140	Volkswagen Solutions
150	Volkswagen Das Welt Auto with refinance option **
150	Audi S-Loan
150	Lamborghini Hyper Premium Plan
150	Bentley My Flying B
151	Audi S-Loan Plus

(*) The name was changed from "Refinanced Volkswagen GUC with refinance option" effective from 1 February 2012.

No other changes were made to auto loan agreements.

(**) The name was changed from "Volkswagen GUC with refinance option" effective from 1 February 2012.

No other changes were made to auto loan agreements.

Product Type

Loan Type	Number of Loans	Percentage of Loans	Outstanding Discounted Principal Balance	Percentage of Balance
100	4,952	13.93 %	6,204,767,623 JPY	9.46 %
101	0	0.00 %	0 JPY	0.00 %
105	1,967	5.53 %	649,109,685 JPY	0.99 %
106	754	2.12 %	631,136,930 JPY	0.96 %
140-VFJ	2,328	6.55 %	4,159,717,069 JPY	6.34 %
140-Dealer	12,195	34.31 %	22,863,944,076 JPY	34.87 %
150	12,646	35.58 %	29,070,106,183 JPY	44.33 %
151	705	1.98 %	1,996,378,419 JPY	3.04 %
Total	35,547	100.00 %	65,575,159,985 JPY	100.00 %

Credit Type

Credit Type	Number of Loans	Percentage of Loans	Outstanding Discounted Principal Balance	Percentage of Balance
Balloon Type Loan	27,874	78.41 %	58,090,145,747 JPY	88.59 %
Equal Instalment Type Loan	7,673	21.59 %	7,485,014,238 JPY	11.41 %
Total	35,547	100.00 %	65,575,159,985 JPY	100.00 %

Distribution by RV

Loan Type	Number of Loans	Percentage of Balance	Outstanding Discounted Principal Balance
100/101/105/106	7,673	11.41 %	7,485,014,238 JPY
140-VFJ (excl. balloon)		3.37 %	2,209,772,864 JPY
140-VFJ (balloon)		2.97 %	1,949,944,205 JPY
140-VFJ	2,328	6.34 %	4,159,717,069 JPY
140-Dealer (excl. balloon)		18.67 %	12,241,642,658 JPY
140-Dealer (balloon)		16.20 %	10,622,301,418 JPY
140-Dealer	12,195	34.87 %	22,863,944,076 JPY
150 (excl. balloon)		20.77 %	13,622,670,194 JPY
150 (balloon)		23.56 %	15,447,435,989 JPY
150	12,646	44.33 %	29,070,106,183 JPY
151 (excl. balloon)		0.95 %	621,756,352 JPY
151 (balloon)		2.10 %	1,374,622,067 JPY
151	705	3.04 %	1,996,378,419 JPY
Total	35,547	100.00 %	65,575,159,985 JPY

Type of Payment Portion	Percentage of Balance	Outstanding Discounted Principal Balance
Monthly Installment Portion	55.17 %	36,180,856,306 JPY
Balloon Portion	44.83 %	29,394,303,679 JPY
Total	100.00 %	65,575,159,985 JPY

Distribution by Brand New and Used
Audi

New or Used	Number of Loans	Percentage of Loans	Outstanding Discounted Principal Balance	Percentage of Balance
New	7,908	61.88 %	22,214,712,078 JPY	72.40 %
Used	4,871	38.12 %	8,467,895,520 JPY	27.60 %
Total	12,779	100.00 %	30,682,607,598 JPY	100.00 %

Bentley

New or Used	Number of Loans	Percentage of Loans	Outstanding Discounted Principal Balance	Percentage of Balance
New	11	64.71 %	58,609,234 JPY	63.06 %
Used	6	35.29 %	34,335,509 JPY	36.94 %
Total	17	100.00 %	92,944,743 JPY	100.00 %

Lamborghini

New or Used	Number of Loans	Percentage of Loans	Outstanding Discounted Principal Balance	Percentage of Balance
New	2	50.00 %	10,689,829 JPY	45.60 %
Used	2	50.00 %	12,752,685 JPY	54.40 %
Total	4	100.00 %	23,442,514 JPY	100.00 %

VW

New or Used	Number of Loans	Percentage of Loans	Outstanding Discounted Principal Balance	Percentage of Balance
New	15,705	69.10 %	28,524,417,078 JPY	82.07 %
Used	7,024	30.90 %	6,233,738,213 JPY	17.93 %
Total	22,729	100.00 %	34,758,155,291 JPY	100.00 %

OTHER

New or Used	Number of Loans	Percentage of Loans	Outstanding Discounted Principal Balance	Percentage of Balance
New	0	0.00 %	0 JPY	0.00 %
Used	18	100.00 %	18,009,839 JPY	100.00 %
Total	18	100.00 %	18,009,839 JPY	100.00 %

Distribution by Customer Type

Customer Type

Customer Type	Number of Loans	Percentage of Loans	Outstanding Discounted Principal Balance	Percentage of Balance
Retail	32,170	90.50 %	56,384,081,721 JPY	85.98 %
Corporate	3,377	9.50 %	9,191,078,264 JPY	14.02 %
Total	35,547	100.00 %	65,575,159,985 JPY	100.00 %

Distribution by Outstanding Discounted Principal Balance

Outstanding Discounted Principal Balance	Number of Loans	Percentage of Loans	Outstanding Discounted Principal Balance	Percentage of Balance
<= 500,000 JPY	3,555	10.00 %	891,448,757 JPY	1.36 %
500,001 JPY - 1,000,000 JPY	4,921	13.84 %	3,768,927,705 JPY	5.75 %
1,000,001 JPY - 1,500,000 JPY	7,006	19.71 %	8,783,482,381 JPY	13.39 %
1,500,001 JPY - 2,000,000 JPY	6,741	18.96 %	11,721,970,372 JPY	17.88 %
2,000,001 JPY - 2,500,000 JPY	5,253	14.78 %	11,746,897,152 JPY	17.91 %
2,500,001 JPY - 3,000,000 JPY	3,219	9.06 %	8,764,127,264 JPY	13.37 %
3,000,001 JPY - 3,500,000 JPY	1,795	5.05 %	5,787,106,993 JPY	8.83 %
3,500,001 JPY - 4,000,000 JPY	1,068	3.00 %	3,989,396,024 JPY	6.08 %
4,000,001 JPY - 4,500,000 JPY	728	2.05 %	3,079,533,164 JPY	4.70 %
4,500,001 JPY - 5,000,000 JPY	485	1.36 %	2,292,275,157 JPY	3.50 %
5,000,001 JPY - 6,000,000 JPY	441	1.24 %	2,401,961,630 JPY	3.66 %
6,000,001 JPY - 7,000,000 JPY	200	0.56 %	1,285,791,024 JPY	1.96 %
7,000,001 JPY - 8,000,000 JPY	88	0.25 %	654,902,567 JPY	1.00 %
8,000,001 JPY - 9,000,000 JPY	36	0.10 %	304,215,462 JPY	0.46 %
9,000,001 JPY - 10,000,000 JPY	11	0.03 %	103,124,333 JPY	0.16 %
>= 10,000,001 JPY	0	0.00 %	0 JPY	0.00 %
Total	35,547	100.00 %	65,575,159,985 JPY	100.00 %

Statistics

Minimum Outstanding Discounted Principal Balance	8,674 JPY
Maximum Outstanding Discounted Principal Balance	9,904,798 JPY
Average Outstanding Discounted Principal Balance	1,844,745 JPY

Distribution by Original Principal Amount

Original Principal Balance	Number of Loans	Percentage of Loans	Outstanding Discounted Principal Balance	Percentage of Balance
<= 500,000 JPY	487	1.37 %	81,023,983 JPY	0.12 %
500,001 JPY - 1,000,000 JPY	2,821	7.94 %	1,111,237,579 JPY	1.69 %
1,000,001 JPY - 1,500,000 JPY	3,861	10.86 %	3,151,749,903 JPY	4.81 %
1,500,001 JPY - 2,000,000 JPY	5,671	15.95 %	6,805,279,567 JPY	10.38 %
2,000,001 JPY - 2,500,000 JPY	5,835	16.41 %	9,089,436,357 JPY	13.86 %
2,500,001 JPY - 3,000,000 JPY	5,554	15.62 %	10,666,125,551 JPY	16.27 %
3,000,001 JPY - 3,500,000 JPY	3,881	10.92 %	8,858,863,720 JPY	13.51 %
3,500,001 JPY - 4,000,000 JPY	2,571	7.23 %	6,802,874,358 JPY	10.37 %
4,000,001 JPY - 4,500,000 JPY	1,434	4.03 %	4,377,460,344 JPY	6.68 %
4,500,001 JPY - 5,000,000 JPY	1,076	3.03 %	3,673,827,375 JPY	5.60 %
5,000,001 JPY - 6,000,000 JPY	1,114	3.13 %	4,373,321,816 JPY	6.67 %
6,000,001 JPY - 7,000,000 JPY	620	1.74 %	2,864,677,635 JPY	4.37 %
7,000,001 JPY - 8,000,000 JPY	273	0.77 %	1,465,397,879 JPY	2.23 %
8,000,001 JPY - 9,000,000 JPY	150	0.42 %	905,020,406 JPY	1.38 %
9,000,001 JPY - 10,000,000 JPY	84	0.24 %	585,140,225 JPY	0.89 %
>= 10,000,001 JPY	115	0.32 %	763,723,287 JPY	1.16 %
Total	35,547	100.00 %	65,575,159,985 JPY	100.00 %

Statistics

Minimum Original Principal Balance	90,000 JPY
Maximum Original Principal Balance	25,000,000 JPY
Average Original Principal Balance	2,691,044 JPY

Distribution by Interest Rate paid by the Obligor

Interest Rate paid by the Obligor	Number of Loans	Percentage of Loans	Outstanding Discounted Principal Balance	Percentage of Balance
< 0.900 %	1,745	4.91 %	3,266,871,616 JPY	4.98 %
0.900 % < 1.500 %	6,495	18.27 %	14,971,291,574 JPY	22.83 %
1.500 % < 2.000 %	12,202	34.33 %	25,075,479,712 JPY	38.24 %
2.000 % < 2.500 %	319	0.90 %	583,746,583 JPY	0.89 %
2.500 % < 3.000 %	7,541	21.21 %	13,589,418,585 JPY	20.72 %
3.000 % < 3.500 %	1,290	3.63 %	1,058,797,091 JPY	1.61 %
3.500 % < 4.000 %	5,915	16.64 %	6,972,754,275 JPY	10.63 %
4.000 % < 4.500 %	40	0.11 %	56,800,549 JPY	0.09 %
4.500 % < 5.000 %	0	0.00 %	0 JPY	0.00 %
5.000 % or more	0	0.00 %	0 JPY	0.00 %
Total	35,547	100.00 %	65,575,159,985 JPY	100.00 %

Statistics	
Minimum Interest Rate	0.00 %
Maximum Interest Rate	4.49 %
Weighted Average Interest Rate	2.06 %

Distribution by Original Term

Length of Original Term (months)	Number of Loans	Percentage of Loans	Outstanding Discounted Principal Balance	Percentage of Balance
6 - 12	65	0.18 %	19,224,965 JPY	0.03 %
13 - 18	113	0.32 %	20,772,339 JPY	0.03 %
19 - 24	1,951	5.49 %	785,298,221 JPY	1.20 %
25 - 30	110	0.31 %	63,760,600 JPY	0.10 %
31 - 36	14,049	39.52 %	27,895,767,374 JPY	42.54 %
37 - 42	87	0.24 %	69,608,393 JPY	0.11 %
43 - 48	1,778	5.00 %	2,330,983,816 JPY	3.55 %
49 - 54	32	0.09 %	38,411,941 JPY	0.06 %
55 - 60	16,412	46.17 %	32,450,411,015 JPY	49.49 %
61 - 66	22	0.06 %	32,356,024 JPY	0.05 %
67 - 72	734	2.06 %	1,359,447,259 JPY	2.07 %
73 - 84	194	0.55 %	509,118,038 JPY	0.78 %
Total	35,547	100.00 %	65,575,159,985 JPY	100.00 %

Statistics	
Minimum Original Term in months	6
Maximum Original Term in months	84
Weighted Average Original Term in months	49.29

Distribution by Remaining Term

Length of Remaining Term (months)	Number of Loans	Percentage of Loans	Outstanding Discounted Principal Balance	Percentage of Balance
<= 12	7,778	21.88 %	8,338,372,476 JPY	12.72 %
13 - 18	5,085	14.31 %	8,982,635,476 JPY	13.70 %
19 - 24	4,604	12.95 %	9,503,234,075 JPY	14.49 %
25 - 30	3,016	8.48 %	5,958,970,363 JPY	9.09 %
31 - 36	2,553	7.18 %	4,918,646,206 JPY	7.50 %
37 - 42	4,947	13.92 %	9,946,227,638 JPY	15.17 %
43 - 48	4,766	13.41 %	10,912,052,623 JPY	16.64 %
49 - 54	2,049	5.76 %	5,001,034,326 JPY	7.63 %
55 - 60	606	1.70 %	1,603,933,043 JPY	2.45 %
61 - 66	95	0.27 %	261,516,546 JPY	0.40 %
67 - 72	39	0.11 %	115,522,106 JPY	0.18 %
73 - 84	9	0.03 %	33,015,107 JPY	0.05 %
Total	35,547	100.00 %	65,575,159,985 JPY	100.00 %

Statistics	
Minimum Remaining Term in months	1
Maximum Remaining Term in months	81
Weighted Average Remaining Term in months	30.24

Distribution by Seasoning

Seasoning (months)	Number of Loans	Percentage of Loans	Outstanding Discounted Principal Balance	Percentage of Balance
<= 12	5,591	15.73 %	13,133,943,242 JPY	20.03 %
13 - 18	10,788	30.35 %	22,210,382,305 JPY	33.87 %
19 - 24	9,360	26.33 %	17,117,380,359 JPY	26.10 %
25 - 30	3,903	10.98 %	6,308,797,142 JPY	9.62 %
31 - 36	3,236	9.10 %	4,170,653,820 JPY	6.36 %
37 - 42	815	2.29 %	984,247,062 JPY	1.50 %
43 - 48	963	2.71 %	965,677,762 JPY	1.47 %
49 - 54	536	1.51 %	481,797,266 JPY	0.73 %
55 - 60	333	0.94 %	194,258,709 JPY	0.30 %
61 - 66	12	0.03 %	6,726,437 JPY	0.01 %
67 - 72	10	0.03 %	1,295,881 JPY	0.00 %
73 - 84	0	0.00 %	0 JPY	0.00 %
Total	35,547	100.00 %	65,575,159,985 JPY	100.00 %

Statistics	
Minimum Seasoning in months	2
Maximum Seasoning in months	71
Weighted Average Seasoning in months	19.05

Distribution by Type of Car
Type of Car

Type of Car	Number of Loans	Percentage of Loans	Outstanding Discounted Principal Balance	Percentage of Balance
New	23,626	66.46 %	50,808,428,219 JPY	77.48 %
Used	11,921	33.54 %	14,766,731,766 JPY	22.52 %
Total	35,547	100.00 %	65,575,159,985 JPY	100.00 %

Type of Car: Only Balloon Loans

Type of Car	Number of Loans	Percentage of Loans	Outstanding Discounted Principal Balance	Percentage of Balance
New	22,126	79.38 %	48,731,360,281 JPY	83.89 %
Used	5,748	20.62 %	9,358,785,466 JPY	16.11 %
Total	27,874	100.00 %	58,090,145,747 JPY	100.00 %

Type of Car: Only Equal Instalment Loans

Type of Car	Number of Loans	Percentage of Loans	Outstanding Discounted Principal Balance	Percentage of Balance
New	1,500	19.55 %	2,077,067,938 JPY	27.75 %
Used	6,173	80.45 %	5,407,946,300 JPY	72.25 %
Total	7,673	100.00 %	7,485,014,238 JPY	100.00 %

Distribution by Brand and Model

Make	Model	Number of Loans	Percentage of Loans	Outstanding Discounted Principal Balance	Percentage of Balance
Audi	A1	1,233	3.47 %	1,680,921,724 JPY	2.56 %
	A3	3,202	9.01 %	5,782,175,747 JPY	8.82 %
	A4	2,652	7.46 %	6,549,780,072 JPY	9.99 %
	A5	584	1.64 %	1,534,704,437 JPY	2.34 %
	A6	809	2.28 %	2,234,433,518 JPY	3.41 %
	A7	317	0.89 %	1,199,779,378 JPY	1.83 %
	A8	91	0.26 %	386,892,971 JPY	0.59 %
	S1	119	0.33 %	263,635,373 JPY	0.40 %
	S3	428	1.20 %	1,193,584,661 JPY	1.82 %
	S4	109	0.31 %	352,272,401 JPY	0.54 %
	S5	69	0.19 %	243,658,448 JPY	0.37 %
	S6	42	0.12 %	207,327,249 JPY	0.32 %
	S7	30	0.08 %	127,254,728 JPY	0.19 %
	S8	19	0.05 %	104,092,086 JPY	0.16 %
	RS3	52	0.15 %	211,571,004 JPY	0.32 %
	RS4	18	0.05 %	68,217,103 JPY	0.10 %
	RS5	18	0.05 %	73,964,648 JPY	0.11 %
	RS6	16	0.05 %	87,502,410 JPY	0.13 %
	RS7	12	0.03 %	71,291,826 JPY	0.11 %
	Q2	62	0.17 %	198,078,902 JPY	0.30 %
	Q3	1,075	3.02 %	2,397,833,062 JPY	3.66 %
	Q5	672	1.89 %	1,951,486,818 JPY	2.98 %
	Q7	211	0.59 %	1,070,620,726 JPY	1.63 %
	RSQ3	25	0.07 %	108,259,179 JPY	0.17 %
	TT	901	2.53 %	2,514,773,341 JPY	3.83 %
	R8	13	0.04 %	68,495,786 JPY	0.10 %
AUDI OTHERS	0	0.00 %	0 JPY	0.00 %	
	Subtotal	12,779	35.95 %	30,682,607,598 JPY	46.79 %
Bentley	ARNAGE	0	0.00 %	0 JPY	0.00 %
	AZURE	0	0.00 %	0 JPY	0.00 %
	BENTAYGA	1	0.00 %	8,079,484 JPY	0.01 %
	CONTINENTAL	14	0.04 %	75,747,329 JPY	0.12 %
	FLYING SPUR	1	0.00 %	3,488,896 JPY	0.01 %
	MULSANNE	1	0.00 %	5,629,034 JPY	0.01 %
	BENTLEY OTHERS	0	0.00 %	0 JPY	0.00 %
		Subtotal	17	0.05 %	92,944,743 JPY
Lamborghini	AVENTADOR	1	0.00 %	6,604,857 JPY	0.01 %
	DIABLO	0	0.00 %	0 JPY	0.00 %
	GALLARDO	2	0.01 %	13,128,639 JPY	0.02 %
	HURACÁN	1	0.00 %	3,709,018 JPY	0.01 %
	MULCIELAGO	0	0.00 %	0 JPY	0.00 %
	LAMBORGHINI OTHERS	0	0.00 %	0 JPY	0.00 %
		Subtotal	4	0.01 %	23,442,514 JPY
VW	ARTEON	1	0.00 %	4,302,206 JPY	0.01 %
	BEETLE	2,307	6.49 %	3,415,254,663 JPY	5.21 %
	BORA	0	0.00 %	0 JPY	0.00 %
	EOS	0	0.00 %	0 JPY	0.00 %
	GOLF	8,876	24.97 %	14,260,698,104 JPY	21.75 %
	JETTA	13	0.04 %	3,997,044 JPY	0.01 %
	LUPO	1	0.00 %	1,359,577 JPY	0.00 %
	PASSAT	1,915	5.39 %	3,817,500,152 JPY	5.82 %
	POLO	4,781	13.45 %	5,799,841,928 JPY	8.84 %
	SCIROCCO	50	0.14 %	51,171,311 JPY	0.08 %
	SHARAN	769	2.16 %	1,454,821,510 JPY	2.22 %
	TIGUAN	734	2.06 %	1,436,361,912 JPY	2.19 %
	TOUAREG	88	0.25 %	200,785,388 JPY	0.31 %
	TOURAN	1,668	4.69 %	3,078,766,008 JPY	4.70 %
	UP	1,526	4.29 %	1,233,295,488 JPY	1.88 %
	VENTO	0	0.00 %	0 JPY	0.00 %
	VW OTHERS	0	0.00 %	0 JPY	0.00 %
	Subtotal	22,728	63.94 %	34,753,853,085 JPY	53.00 %
Non VW Group Vehicles		18	0.05 %	18,009,839 JPY	0.03 %
	Subtotal	18	0.05 %	18,009,839 JPY	0.03 %
	Total	35,547	100.00 %	65,575,159,985 JPY	100.00 %

Geographic Distribution by Prefecture

Prefecture	Number of Loans	Percentage of Loans	Outstanding Discounted Principal Balance	Percentage of Balance
Tokyo	5,423	15.26 %	11,499,937,354 JPY	17.54 %
Kanagawa	3,482	9.80 %	6,630,075,220 JPY	10.11 %
Aichi	2,556	7.19 %	4,530,491,348 JPY	6.91 %
Saitama	2,345	6.60 %	4,304,246,969 JPY	6.56 %
Osaka	2,120	5.96 %	4,151,905,549 JPY	6.33 %
Chiba	1,585	4.46 %	2,821,858,251 JPY	4.30 %
Fukuoka	1,506	4.24 %	2,786,069,024 JPY	4.25 %
Hokkaido	1,319	3.71 %	2,653,989,570 JPY	4.05 %
Hyogo	1,390	3.91 %	2,525,916,829 JPY	3.85 %
Shizuoka	1,043	2.93 %	1,900,258,994 JPY	2.90 %
Ibaraki	1,083	3.05 %	1,882,224,991 JPY	2.87 %
Hiroshima	825	2.32 %	1,386,433,833 JPY	2.11 %
Tochigi	744	2.09 %	1,347,865,134 JPY	2.06 %
Kyoto	698	1.96 %	1,249,557,715 JPY	1.91 %
Gunma	700	1.97 %	1,115,963,583 JPY	1.70 %
Miyagi	623	1.75 %	1,085,473,720 JPY	1.66 %
Okayama	533	1.50 %	931,533,283 JPY	1.42 %
Gifu	550	1.55 %	924,801,968 JPY	1.41 %
Nagano	550	1.55 %	901,274,143 JPY	1.37 %
Mie	466	1.31 %	751,405,614 JPY	1.15 %
Fukushima	401	1.13 %	649,795,216 JPY	0.99 %
Niigata	393	1.11 %	612,143,751 JPY	0.93 %
Yamaguchi	358	1.01 %	603,281,262 JPY	0.92 %
Nara	317	0.89 %	580,108,333 JPY	0.88 %
Oita	335	0.94 %	566,453,163 JPY	0.86 %
Yamanashi	259	0.73 %	487,830,512 JPY	0.74 %
Ishikawa	299	0.84 %	487,501,089 JPY	0.74 %
Shiga	284	0.80 %	479,217,084 JPY	0.73 %
Kumamoto	289	0.81 %	470,313,967 JPY	0.72 %
Kagoshima	256	0.72 %	449,370,297 JPY	0.69 %
Fukui	231	0.65 %	444,645,265 JPY	0.68 %
Toyama	269	0.76 %	442,837,114 JPY	0.68 %
Wakayama	228	0.64 %	432,796,380 JPY	0.66 %
Yamagata	256	0.72 %	396,265,772 JPY	0.60 %
Kagawa	209	0.59 %	332,339,502 JPY	0.51 %
Nagasaki	176	0.50 %	317,368,743 JPY	0.48 %
Iwate	168	0.47 %	302,140,605 JPY	0.46 %
Tokushima	178	0.50 %	299,527,302 JPY	0.46 %
Miyazaki	163	0.46 %	283,565,613 JPY	0.43 %
Saga	150	0.42 %	265,834,669 JPY	0.41 %
Ehime	155	0.44 %	233,126,087 JPY	0.36 %
Shimane	122	0.34 %	230,400,599 JPY	0.35 %
Aomori	137	0.39 %	213,748,159 JPY	0.33 %
Akita	122	0.34 %	210,226,100 JPY	0.32 %
Tottori	116	0.33 %	187,591,990 JPY	0.29 %
Kouchi	81	0.23 %	132,872,151 JPY	0.20 %
Okinawa	54	0.15 %	82,576,168 JPY	0.13 %
Total	35,547	100.00 %	65,575,159,985 JPY	100.00 %

Distribution by Obligor Concentration
Distribution of Loan Contracts and Vehicles per Obligor

Contract Concentration	Number of Customers	Percentage of Customers	Number of Loans	Percentage of Loans	Outstanding Discounted Principal Balance	Percentage of Balance
1	0	0.00 %	0	0.00 %	0 JPY	0.00 %
2	0	0.00 %	0	0.00 %	0 JPY	0.00 %
3	12,789	98.11 %	12,917	36.34 %	23,634,752,991 JPY	36.04 %
4	0	0.00 %	0	0.00 %	0 JPY	0.00 %
5	0	0.00 %	0	0.00 %	0 JPY	0.00 %
6 - 10	243	1.86 %	303	0.85 %	698,751,247 JPY	1.07 %
11 or more	3	0.02 %	3	0.01 %	6,102,358 JPY	0.01 %
Total	13,035	100.00 %	13,223	37.20 %	24,339,606,596 JPY	37.12 %

Top 20 Obligor

Number	Number of Contracts	Outstanding Discounted Principal Balance	Percentage of Balance
1	2	14,530,599 JPY	0.02 %
2	2	13,932,007 JPY	0.02 %
3	2	13,750,694 JPY	0.02 %
4	2	13,090,323 JPY	0.02 %
5	2	12,144,347 JPY	0.02 %
6	2	11,896,198 JPY	0.02 %
7	3	11,732,988 JPY	0.02 %
8	2	10,626,466 JPY	0.02 %
9	1	9,904,798 JPY	0.02 %
10	1	9,835,768 JPY	0.01 %
11	1	9,815,907 JPY	0.01 %
12	2	9,779,672 JPY	0.01 %
13	2	9,638,612 JPY	0.01 %
14	1	9,533,832 JPY	0.01 %
15	1	9,427,028 JPY	0.01 %
16	1	9,223,080 JPY	0.01 %
17	1	9,141,015 JPY	0.01 %
18	2	9,122,009 JPY	0.01 %
19	1	9,091,055 JPY	0.01 %
20	1	9,081,310 JPY	0.01 %
Total 1 -20	32	215,297,708 JPY	0.33 %

Remarks:

Figures above are calculated based on each of the Sub-Servicers respectively and not across both of the Sub-Servicers.

Distribution by Contract Start Month

Origination Month	Number of Loans	Percentage of Loans	Outstanding Discounted Principal Balance	Percentage of Balance
02.2012	2	0.01 %	61,175 JPY	0.00 %
03.2012	2	0.01 %	166,984 JPY	0.00 %
04.2012	3	0.01 %	570,976 JPY	0.00 %
05.2012	2	0.01 %	306,154 JPY	0.00 %
06.2012	1	0.00 %	190,592 JPY	0.00 %
07.2012	1	0.00 %	260,833 JPY	0.00 %
08.2012	1	0.00 %	279,871 JPY	0.00 %
09.2012	3	0.01 %	2,056,743 JPY	0.00 %
10.2012	0	0.00 %	0 JPY	0.00 %
11.2012	1	0.00 %	462,536 JPY	0.00 %
12.2012	6	0.02 %	3,666,454 JPY	0.01 %
01.2013	6	0.02 %	2,740,671 JPY	0.00 %
02.2013	32	0.09 %	9,845,695 JPY	0.02 %
03.2013	67	0.19 %	34,497,771 JPY	0.05 %
04.2013	57	0.16 %	35,170,751 JPY	0.05 %
05.2013	72	0.20 %	43,874,217 JPY	0.07 %
06.2013	99	0.28 %	68,129,604 JPY	0.10 %
07.2013	72	0.20 %	48,347,704 JPY	0.07 %
08.2013	53	0.15 %	49,329,360 JPY	0.08 %
09.2013	91	0.26 %	69,199,050 JPY	0.11 %
10.2013	78	0.22 %	73,123,027 JPY	0.11 %
11.2013	95	0.27 %	91,116,839 JPY	0.14 %
12.2013	147	0.41 %	150,681,286 JPY	0.23 %
01.2014	97	0.27 %	104,235,982 JPY	0.16 %
02.2014	192	0.54 %	198,483,597 JPY	0.30 %
03.2014	300	0.84 %	290,149,616 JPY	0.44 %
04.2014	86	0.24 %	83,176,896 JPY	0.13 %
05.2014	118	0.33 %	113,149,922 JPY	0.17 %
06.2014	170	0.48 %	176,481,749 JPY	0.27 %
07.2014	124	0.35 %	132,432,096 JPY	0.20 %
08.2014	94	0.26 %	116,488,334 JPY	0.18 %
09.2014	165	0.46 %	197,183,226 JPY	0.30 %
10.2014	111	0.31 %	123,783,543 JPY	0.19 %
11.2014	126	0.35 %	153,697,375 JPY	0.23 %
12.2014	195	0.55 %	260,662,488 JPY	0.40 %
01.2015	141	0.40 %	171,060,451 JPY	0.26 %
02.2015	563	1.58 %	679,557,761 JPY	1.04 %
03.2015	1,022	2.88 %	1,242,022,105 JPY	1.89 %
04.2015	307	0.86 %	378,214,673 JPY	0.58 %
05.2015	542	1.52 %	719,908,738 JPY	1.10 %
06.2015	661	1.86 %	979,890,092 JPY	1.49 %
07.2015	518	1.46 %	727,758,353 JPY	1.11 %
08.2015	554	1.56 %	830,164,964 JPY	1.27 %
09.2015	794	2.23 %	1,293,143,661 JPY	1.97 %
10.2015	440	1.24 %	701,583,808 JPY	1.07 %
11.2015	503	1.42 %	870,045,498 JPY	1.33 %
12.2015	1,094	3.08 %	1,886,100,858 JPY	2.88 %
01.2016	964	2.71 %	1,777,283,480 JPY	2.71 %
02.2016	1,529	4.30 %	2,620,014,410 JPY	4.00 %
03.2016	2,340	6.58 %	4,102,280,055 JPY	6.26 %
04.2016	1,143	3.22 %	2,171,131,129 JPY	3.31 %
05.2016	1,541	4.34 %	2,873,853,474 JPY	4.38 %
06.2016	1,843	5.18 %	3,572,817,811 JPY	5.45 %
07.2016	1,635	4.60 %	3,163,808,037 JPY	4.82 %
08.2016	1,869	5.26 %	3,766,018,657 JPY	5.74 %
09.2016	2,539	7.14 %	5,205,349,151 JPY	7.94 %
10.2016	1,640	4.61 %	3,418,786,456 JPY	5.21 %
11.2016	2,257	6.35 %	4,839,265,175 JPY	7.38 %
12.2016	848	2.39 %	1,817,154,829 JPY	2.77 %
01.2017	666	1.87 %	1,508,927,732 JPY	2.30 %
02.2017	821	2.31 %	1,863,669,600 JPY	2.84 %
03.2017	1,230	3.46 %	2,799,078,417 JPY	4.27 %
04.2017	481	1.35 %	1,117,848,790 JPY	1.70 %
05.2017	546	1.54 %	1,314,315,707 JPY	2.00 %
06.2017	608	1.71 %	1,454,104,352 JPY	2.22 %
07.2017	331	0.93 %	758,674,272 JPY	1.16 %
08.2017	313	0.88 %	781,130,508 JPY	1.19 %
09.2017	345	0.97 %	879,106,927 JPY	1.34 %
10.2017	171	0.48 %	434,410,153 JPY	0.66 %
11.2017	79	0.22 %	222,676,784 JPY	0.34 %
12.2017	0	0.00 %	0 JPY	0.00 %
01.2018	0	0.00 %	0 JPY	0.00 %
Total	35,547	100.00 %	65,575,159,985 JPY	100.00 %

Distribution by Contract End Month

Maturity Month	Number of Loans	Percentage of Loans	Outstanding Discounted Principal Balance	Percentage of Balance
02.2018	563	1.58 %	427,691,571 JPY	0.65 %
03.2018	1,088	3.06 %	982,580,334 JPY	1.50 %
04.2018	364	1.02 %	293,983,059 JPY	0.45 %
05.2018	561	1.58 %	511,724,543 JPY	0.78 %
06.2018	780	2.19 %	805,360,274 JPY	1.23 %
07.2018	592	1.67 %	571,158,891 JPY	0.87 %
08.2018	527	1.48 %	591,561,592 JPY	0.90 %
09.2018	825	2.32 %	964,884,589 JPY	1.47 %
10.2018	463	1.30 %	488,761,179 JPY	0.75 %
11.2018	584	1.64 %	647,496,641 JPY	0.99 %
12.2018	875	2.46 %	1,215,966,691 JPY	1.85 %
01.2019	556	1.56 %	837,203,112 JPY	1.28 %
02.2019	778	2.19 %	1,170,542,470 JPY	1.79 %
03.2019	1,272	3.58 %	2,080,034,275 JPY	3.17 %
04.2019	574	1.61 %	1,064,894,605 JPY	1.62 %
05.2019	763	2.15 %	1,389,709,517 JPY	2.12 %
06.2019	972	2.73 %	1,875,447,426 JPY	2.86 %
07.2019	726	2.04 %	1,402,007,183 JPY	2.14 %
08.2019	751	2.11 %	1,488,583,930 JPY	2.27 %
09.2019	1,111	3.13 %	2,324,391,774 JPY	3.54 %
10.2019	748	2.10 %	1,523,166,434 JPY	2.32 %
11.2019	988	2.78 %	2,197,337,525 JPY	3.35 %
12.2019	565	1.59 %	1,133,075,341 JPY	1.73 %
01.2020	441	1.24 %	836,679,071 JPY	1.28 %
02.2020	610	1.72 %	1,160,484,753 JPY	1.77 %
03.2020	846	2.38 %	1,670,515,379 JPY	2.55 %
04.2020	305	0.86 %	650,866,909 JPY	0.99 %
05.2020	442	1.24 %	883,440,080 JPY	1.35 %
06.2020	473	1.33 %	971,237,230 JPY	1.48 %
07.2020	340	0.96 %	622,426,012 JPY	0.95 %
08.2020	424	1.19 %	853,749,801 JPY	1.30 %
09.2020	494	1.39 %	968,573,170 JPY	1.48 %
10.2020	302	0.85 %	581,137,749 JPY	0.89 %
11.2020	337	0.95 %	647,266,650 JPY	0.99 %
12.2020	450	1.27 %	824,380,998 JPY	1.26 %
01.2021	546	1.54 %	1,043,537,838 JPY	1.59 %
02.2021	818	2.30 %	1,625,788,220 JPY	2.48 %
03.2021	1,149	3.23 %	2,231,913,709 JPY	3.40 %
04.2021	565	1.59 %	1,127,406,524 JPY	1.72 %
05.2021	762	2.14 %	1,478,211,474 JPY	2.25 %
06.2021	825	2.32 %	1,752,149,082 JPY	2.67 %
07.2021	828	2.33 %	1,730,758,629 JPY	2.64 %
08.2021	950	2.67 %	2,053,032,709 JPY	3.13 %
09.2021	1,272	3.58 %	2,811,218,322 JPY	4.29 %
10.2021	796	2.24 %	1,836,437,555 JPY	2.80 %
11.2021	1,055	2.97 %	2,519,721,322 JPY	3.84 %
12.2021	371	1.04 %	875,015,821 JPY	1.33 %
01.2022	322	0.91 %	816,626,894 JPY	1.25 %
02.2022	382	1.07 %	936,760,451 JPY	1.43 %
03.2022	605	1.70 %	1,438,758,362 JPY	2.19 %
04.2022	268	0.75 %	621,665,970 JPY	0.95 %
05.2022	297	0.84 %	730,838,401 JPY	1.11 %
06.2022	309	0.87 %	794,077,888 JPY	1.21 %
07.2022	188	0.53 %	478,933,254 JPY	0.73 %
08.2022	203	0.57 %	522,512,367 JPY	0.80 %
09.2022	194	0.55 %	528,670,158 JPY	0.81 %
10.2022	105	0.30 %	281,796,164 JPY	0.43 %
11.2022	63	0.18 %	164,742,887 JPY	0.25 %
12.2022	26	0.07 %	67,071,280 JPY	0.10 %
01.2023	15	0.04 %	39,140,187 JPY	0.06 %
02.2023	20	0.06 %	54,548,590 JPY	0.08 %
03.2023	23	0.06 %	60,415,624 JPY	0.09 %
04.2023	10	0.03 %	24,701,054 JPY	0.04 %
05.2023	19	0.05 %	59,261,766 JPY	0.09 %
06.2023	17	0.05 %	45,776,523 JPY	0.07 %
07.2023	6	0.02 %	16,812,989 JPY	0.03 %
08.2023	9	0.03 %	24,817,644 JPY	0.04 %
09.2023	14	0.04 %	41,773,541 JPY	0.06 %
10.2023	10	0.03 %	27,994,698 JPY	0.04 %
11.2023	3	0.01 %	8,930,306 JPY	0.01 %
12.2023	2	0.01 %	9,185,368 JPY	0.01 %
01.2024	1	0.00 %	2,820,549 JPY	0.00 %
02.2024	2	0.01 %	6,490,859 JPY	0.01 %
03.2024	1	0.00 %	4,607,500 JPY	0.01 %
04.2024	1	0.00 %	3,370,990 JPY	0.01 %
05.2024	0	0.00 %	0 JPY	0.00 %
06.2024	0	0.00 %	0 JPY	0.00 %
07.2024	1	0.00 %	4,252,719 JPY	0.01 %
08.2024	0	0.00 %	0 JPY	0.00 %
09.2024	1	0.00 %	2,877,290 JPY	0.00 %
10.2024	3	0.01 %	11,415,749 JPY	0.02 %
Total	35,547	100.00 %	65,575,159,985 JPY	100.00 %

Distribution by Monthly Payment

Monthly Payment	Number of Loans	Percentage of Loans	Outstanding Discounted Principal Balance	Percentage of Balance
<= 10,000 JPY	1,809	5.09 %	2,065,683,133 JPY	3.15 %
10,001 JPY - 20,000 JPY	6,651	18.71 %	8,326,886,141 JPY	12.70 %
20,001 JPY - 30,000 JPY	9,568	26.92 %	14,025,097,208 JPY	21.39 %
30,001 JPY - 40,000 JPY	7,088	19.94 %	12,927,749,707 JPY	19.71 %
40,001 JPY - 50,000 JPY	4,066	11.44 %	8,690,384,194 JPY	13.25 %
50,001 JPY - 60,000 JPY	2,338	6.58 %	5,693,440,763 JPY	8.68 %
60,001 JPY - 70,000 JPY	1,262	3.55 %	3,500,481,081 JPY	5.34 %
70,001 JPY - 80,000 JPY	726	2.04 %	2,242,428,828 JPY	3.42 %
80,001 JPY - 90,000 JPY	532	1.50 %	1,714,249,206 JPY	2.61 %
90,001 JPY - 100,000 JPY	422	1.19 %	1,498,434,024 JPY	2.29 %
100,001 JPY - 110,000 JPY	280	0.79 %	1,073,360,442 JPY	1.64 %
110,001 JPY - 120,000 JPY	189	0.53 %	821,285,883 JPY	1.25 %
120,001 JPY - 130,000 JPY	159	0.45 %	704,010,659 JPY	1.07 %
130,001 JPY - 140,000 JPY	100	0.28 %	466,506,803 JPY	0.71 %
140,001 JPY - 150,000 JPY	72	0.20 %	361,236,659 JPY	0.55 %
>= 150,001 JPY	285	0.80 %	1,463,925,254 JPY	2.23 %
Total	35,547	100.00 %	65,575,159,985 JPY	100.00 %

Distribution by Bonus Payment

Bonus Payment	Number of Loans	Percentage of Loans	Outstanding Discounted Principal Balance	Percentage of Balance
No Bonus Payment	21,396	60.19 %	39,024,017,681 JPY	59.51 %
1 JPY - 25,000 JPY	326	0.92 %	427,902,207 JPY	0.65 %
25,001 JPY - 50,000 JPY	3,538	9.95 %	5,325,630,322 JPY	8.12 %
50,001 JPY - 75,000 JPY	1,252	3.52 %	2,050,867,592 JPY	3.13 %
75,001 JPY - 100,000 JPY	4,877	13.72 %	8,932,744,952 JPY	13.62 %
100,001 JPY - 125,000 JPY	608	1.71 %	1,186,761,503 JPY	1.81 %
125,001 JPY - 150,000 JPY	1,882	5.29 %	4,180,501,562 JPY	6.38 %
150,001 JPY - 175,000 JPY	208	0.59 %	469,362,315 JPY	0.72 %
175,001 JPY - 200,000 JPY	903	2.54 %	2,279,616,518 JPY	3.48 %
200,001 JPY - 225,000 JPY	56	0.16 %	135,181,059 JPY	0.21 %
225,001 JPY - 250,000 JPY	221	0.62 %	635,491,189 JPY	0.97 %
250,001 JPY - 275,000 JPY	20	0.06 %	60,721,436 JPY	0.09 %
275,001 JPY - 300,000 JPY	161	0.45 %	505,901,038 JPY	0.77 %
300,001 JPY - 325,000 JPY	8	0.02 %	28,647,754 JPY	0.04 %
325,001 JPY - 350,000 JPY	34	0.10 %	109,721,708 JPY	0.17 %
350,001 JPY - 375,000 JPY	6	0.02 %	23,709,747 JPY	0.04 %
375,001 JPY - 400,000 JPY	22	0.06 %	97,027,886 JPY	0.15 %
400,001 JPY - 425,000 JPY	0	0.00 %	0 JPY	0.00 %
425,001 JPY - 450,000 JPY	8	0.02 %	27,810,525 JPY	0.04 %
450,001 JPY - 475,000 JPY	0	0.00 %	0 JPY	0.00 %
475,001 JPY - 500,000 JPY	17	0.05 %	57,982,280 JPY	0.09 %
500,001 JPY or more	4	0.01 %	15,560,711 JPY	0.02 %
Total	35,547	100.00 %	65,575,159,985 JPY	100.00 %

Distribution by Motor Type

Motor Type	Number of Loans	Percentage of Loans	Outstanding Discounted Principal Balance	Percentage of Balance
EA 189	0	0.00 %	0 JPY	0.00 %
Other	35,547	100.00 %	65,575,159,985 JPY	100.00 %
Total	35,547	100.00 %	65,575,159,985 JPY	100.00 %

Disclaimer

This presentation contains forward-looking statements and information on the business development of the Volkswagen Group. These statements may be spoken or written and can be recognized by terms such as "expects", "anticipates", "intends", "plans", "believes", "seeks", "estimates", "will", or words with similar meaning. These statements are based on assumptions relating to the development of the economies of individual countries, and in particular of the automotive industry, which we have made on the basis of the information available to us and which we consider to be realistic at the time of going to press. The estimates given involve a degree of risk, and the actual developments may differ from those forecast.

Consequently, any unexpected fall in demand or economic stagnation in our key sales markets, such as in Western Europe (and especially Germany) or in the USA, Brazil or China, will have a corresponding impact on the development of our business. The same applies in the event of a significant shift in current exchange rates relative to the US dollar, sterling, yen, Brazilian real, Chinese renminbi and Czech koruna.

If any of these or other risks occur, or if the assumptions underlying any of these statements prove incorrect, the actual results may significantly differ from those expressed or implied by such statements.

We do not update forward-looking statements retrospectively. Such statements are valid on the date of publication and can be superceded.

This information does not constitute an offer to exchange or sell or an offer to exchange or buy any securities.