

Deal Name: Driver Japan six

Originator: Volkswagen Financial Services Japan Ltd.
Gotenyama Trust Tower 17F
7-35 Kitashinagawa 4-chome, Shinagawa-ku
Tokyo 140-0001, Japan

Reporting Entity: Volkswagen Financial Services Japan Ltd.
Treasury Dept.
Gotenyama Trust Tower 17F
7-35 Kitashinagawa 4-chome, Shinagawa-ku
Tokyo 140-0001, Japan
Tel No.: +81(0)3-5792-7261
Fax No.: +81(0)3-3280-7365
E-mail: vwfsjp.abs@vwfs.com

**Trustor of the First Trust:
Servicer:** Volkswagen Financial Services Japan Ltd.

**Trustee of the First Trust:
Trustee of the Second Trust:** Deutsche Trust Company Limited Japan
Sanno Park Tower, 11-1,
Nagatacho 2-chome, Chiyoda-ku,
Tokyo, 100-6172, Japan
Trust Business Administration Department
Tel No.: +81(0)3-5156-5637
Fax No.: +81(0)3-5156-5658
E-mail: DB_Trust_Trust@list.db.com



Contents

Page	Tables of Contents
1	Front Page
2	Contents
3	Deal Overview
4	Deal Overview: Counterparties I
5	Deal Overview: Counterparties II
6	Information regarding the TBI and ABL to the Second Trust
7	Pool Information
8	Available Distribution
9	Waterfall
10	Credit Enhancement
11	Cumulative Gross Loss Ratio & Performance Trigger
12	Cumulative Gross Loss Ratio & Performance Trigger (Chart)
13	Default & Delinquencies
14	Run Out Schedule (Previous)
15	Run Out Schedule
16	Expected Amortization to the Second Trust
17	Sub-Servicer
18	Brand
19	New and Used
20	Product Type
21	RV
22	Brand New and Used
23	Customer Type
24	Outstanding Discounted Principal Balance
25	Original Principal Amount
26	Interest Rate paid by the Obligor
27	Original Term
28	Remaining Term
29	Seasoning
30	Type of Car
31	Brand and Model
32	Geographic Dist. by Prefecture
33	Obligor Concentration
34	Contract Start Month
35	Contract End Month
36	Monthly payment
37	Bonus payment
38	Mortor Type

Deal Overview

Cut Off Date:	2017/02/10		
Trust Commencement Date:	2017/02/23	Legal Maturity of the First Trust:	2025/06/27
Monthly Period:	2017/11/11	to	2017/12/10
Reporting Date:	2017/12/15		
Reporting Frequency:	monthly		
Period No.:	10		
Remittance Date:	2017/12/22		
Advance Payment Date:	2017/12/22		
Cash Adjustment Date:	2017/12/22		
Additional Entrustment Date:	2017/12/26		
Trust Calculation Date:	2017/12/26		
Trust Calculation Period:	2017/11/25	to	2017/12/26
First Trust Payment Date:	2017/12/27		
Second Trust Payment Date:	2017/12/28		
Interest Calculation Period:	2017/11/29	to	2017/12/28
Next Reporting Date:	2018/01/17		

Pool information at the Initial Cut off Date

	Number of Contracts	Outstanding Discounted Principal Balance	Outstanding Nominal Balance
Outstanding Pool	30,757	64,171,706,472 JPY	67,028,993,300 JPY

Credit Type	Percentage of Loans	Outstanding Discounted Principal Balance	Percentage of Balance
Balloon	76.13 %	55,443,642,000 JPY	86.40 %
Equal Instalment Loan	23.87 %	8,728,064,472 JPY	13.60 %
Total	100.00 %	64,171,706,472 JPY	100.00 %

Type of Car	Percentage of Loans	Outstanding Discounted Principal Balance	Percentage of Balance
New	66.66 %	49,506,381,305 JPY	77.15 %
Used	33.34 %	14,665,325,167 JPY	22.85 %
Total	100.00 %	64,171,706,472 JPY	100.00 %

Deal Overview: Counterparties I

Joint Lead Managers:

Shinsei Securities Co., Ltd.
 Nihonbashi Muromachi Nomura Building, 4-3,
 Nihonbashi-muromachi 2-chome,
 Chuo-ku,
 Tokyo 103-0022, Japan

BNP Paribas Securities (Japan) Limited
 GranTokyo North Tower, 9-1,
 Marunouchi 1-chome,
 Chiyoda-ku,
 Tokyo 100-6740, Japan

Trust Management Account Bank:

The Bank of Tokyo-Mitsubishi UFJ, Ltd.
 4-2 Toranomom 1-chome,
 Minato-ku
 Tokyo 105-0001, Japan

Rating								
Moody's			Fitch			R&I		
Long Term	Short Term	Outlook	Long Term	Short Term	Outlook	Long Term	Short Term	Outlook
n.a.	n.a.	n.a.	n.a.	n.a.	n.a.	n.a.	n.a.	n.a.
n.a.	n.a.	n.a.	n.a.	n.a.	n.a.	n.a.	n.a.	n.a.
A1	P-1	Stable	A	F1	Stable	AA-	a-1+	Stable

Originator:

Trustor of the First Trust:

Servicer:

Volkswagen Financial Services Japan Ltd.
 Gotenyama Trust Tower 17F
 7-35 Kitashinagawa 4-chome, Shinagawa-ku
 Tokyo 140-0001, Japan

Trustee of the First Trust:

Trustee of the Second Trust:

Deutsche Trust Company Limited Japan
 Attn.: Driver Japan Six
 Trust Business Administration Department

ABL Lender to the First Trust:

Trustor of the Second Trust:

Shinsei Securities Co., Ltd.

Seller of the Trust Beneficial

Interest of the Second Trust

Shinsei Securities Co., Ltd.
 BNP Paribas Securities (Japan) Limited

Deal Overview: Counterparties II

Rating Agencies:

Moody's SF Japan K.K.

Attn.: Driver Japan six
 Structure Finance Group Monitoring Division
 5-1 Atago 2-chome, Minato-ku
 Tokyo 105-6220, Japan
 E-mail: monitor.msfi@moodys.com

Fitch Ratings Japan Limited

Attn.: Driver Japan six
 Structured Finance
 Kojimachi Crystal City East Wing 3rd Floor,
 4-8 Kōjimachi, Chiyoda-ku,
 Tokyo 102-0083, Japan
 E-mail: tokyo.surveillance@fitchratings.com

Rating and Investment Information, Inc.

Attn.: Monitoring Group Department:
 Structured Finance Department
 TERRACE SQUARE, 3-22,
 Kanda Nishikicho, Chiyoda-ku,
 Tokyo 101-0054, Japan
 E-mail: sfmonitor@r-i.co.jp

Rating of VW

Volkswagen Financial Services AG

Volkswagen AG

Rating								
Moody's			Fitch			R&I		
Short Term	Long Term	Outlook	Short Term	Long Term	Outlook	Short Term	Long Term	Outlook
P-2	A3	Negative	n.a.	n.a.	n.a.	n.a.	n.a.	n.a.
P-2	A3	Negative	F2	BBB+	Stable	n.a.	n.a.	n.a.

Information regarding Trust Beneficial Interest of the Second Trust & Asset Backed Loan to the Second Trust

Rating Details

Rating at Issue Date

	<u>TBI</u>	<u>ABL</u>
Moody's	Aaa(sf)	Aaa(sf)
Fitch	AAAsf	AAAsf
R&I	AAA	AAA

Current Rating

Moody's	Aaa(sf)	Aaa(sf)
Fitch	AAAsf	AAAsf
R&I	AAA	AAA

Information on TBI & ABL

	<u>TBI</u>	<u>ABL</u>
Initial Balance	39,200,000,000 JPY	20,800,000,000 JPY
Expected Maturity Date	2021/05/28	2021/05/28
Legal Maturity of the Second Trust	2025/06/30	2025/06/30
Payment Dates	28th	28th
Business Day Convention	Modified Following	Modified Following
Listing	None	—

Information on Interest

	<u>TBI</u>	<u>ABL</u>
Fixed/ Floating	Fixed	Fixed
Current Coupon	0.19%	0.19%
Day Count Convention	30/360	30/360

Selling Restriction

The holders of the Beneficial Interest and the ABL Lenders* are prohibited from dividing, assigning, pledging or creating any other security interest over any of the Beneficial Interest and the Asset Backed Loans without the prior written approval of the Trustee of the Second Trust.

(*)The holders of the Beneficial Interest and the ABL Lenders are limited to specified investors (*tokutei toushika*) as defined under Paragraph 31 of Article 2 of the Financial Instruments and Exchange Act (Law no.25 of 1948 as amended).

Clean-Up Call

VWFS Japan as the Trustor of the First Trust has a right at its option to exercise a clean-up call to repurchase of all, but not part, of the outstanding Auto Loan Receivables from the Trustee of the First Trust on any Trust Calculation Date, the Discounted Principal Balance of all outstanding Auto Loan Receivables is expected to be less than ten percent (10%) of the Discounted Principal Balance of the Initial Auto Loan Receivables as of the Initial Cut-off Date after the distribution pursuant to Article 18.1 of the First Trust Agreement on the immediately following First Trust Payment Date.

Pool Information
Pool Balance on Initial Cut-Off Date

Status	Number of Contracts	Outstanding Discounted Principal Balance
Normal	30,757	64,171,706,472 JPY
Cancellation	0	0 JPY
Early Termination	0	0 JPY
Defaulted Receivables	0	0 JPY
Matured	0	0 JPY
Refinance Option	0	0 JPY
Repurchase	0	0 JPY
Total	30,757	64,171,706,472 JPY

Pool Balance before entrustment of Additional Auto Loan Receivables

Status	Number of Contracts on previous EoP	Outstanding Discounted Principal Balance on previous EoP	Number of Contracts "as Collections" during the relevant Monthly Period*	Outstanding Discounted Principal Balance "as Collections" during the relevant Monthly Period*	Number of Contracts EoP before entrustment of Additional Auto Loan Receivables	Outstanding Discounted Principal Balance EoP before entrustment of Additional Auto Loan Receivables
Normal	34,485	65,575,138,728 JPY	33,812	1,116,947,755 JPY	33,812	63,563,303,080 JPY
Cancellation	0	0 JPY	0	0 JPY	0	0 JPY
Early Termination	0	0 JPY	360	644,541,488 JPY	0	0 JPY
Defaulted Receivables	0	0 JPY	4	9,631,239 JPY	0	0 JPY
Matured	0	0 JPY	247	160,659,169 JPY	0	0 JPY
Refinance Option	0	0 JPY	62	80,055,997 JPY	0	0 JPY
Repurchase	0	0 JPY	0	0 JPY	0	0 JPY
Total	34,485	65,575,138,728 JPY	34,485	2,011,835,648 JPY	33,812	63,563,303,080 JPY

Pool Balance after entrustment of Additional Auto Loan Receivables

Status	Number of Contracts EoP before entrustment of Additional Auto Loan Receivables	Outstanding Discounted Principal Balance EoP before entrustment of Additional Auto Loan Receivables	Number of Contracts of Additional Auto Loan Receivables	Outstanding Discounted Principal Balance of Additional Auto Loan Receivables	Number of Contracts EoP after entrustment of Additional Auto Loan Receivables	Outstanding Discounted Principal Balance EoP after entrustment of Additional Auto Loan Receivables
Normal	33,812	63,563,303,080 JPY	890	2,013,939,442 JPY	34,702	65,577,242,522 JPY
Cancellation	0	0 JPY	0	0 JPY	0	0 JPY
Early Termination	0	0 JPY	0	0 JPY	0	0 JPY
Defaulted Receivables	0	0 JPY	0	0 JPY	0	0 JPY
Matured	0	0 JPY	0	0 JPY	0	0 JPY
Refinance Option	0	0 JPY	0	0 JPY	0	0 JPY
Repurchase	0	0 JPY	0	0 JPY	0	0 JPY
Total	33,812	63,563,303,080 JPY	890	2,013,939,442 JPY	34,702	65,577,242,522 JPY

Limits on Eligibility Criteria

Status Limits on Eligibility Criteria (v) (including Additional Entrustment)	Current Exposure in %	Limits in % of the aggregate Discounted Principal Balance of the Auto Loan Receivables outstanding	Status
(i) on Used Purchased Vehicle	22.53 %	35 %	OK
(ii) on Non-VW Vehicles	0.02 %	5 %	OK
(iii) on Balloon Payment	43.72 %	50 %	OK

Outstanding Balances

Monthly Period: from 2017/11/11 to 2017/12/10
 Reporting Date: 2017/12/15
 Trust Calculation Date: 2017/12/26

Outstanding Balances

	Number of Contracts	Aggregate Amount of the Discounted Principal Balance	Aggregate Amount of the Nominal Balance
Balance on the previous EoP	34,485	65,575,138,728 JPY	68,093,860,600 JPY
Balance after counting on the Collections during the relevant	33,812	63,563,303,080 JPY	65,945,870,400 JPY
Balance of Additional Auto Loan Receivables	890	2,013,939,442 JPY	2,108,475,200 JPY
Aggregate Amount of Auto Loan Receivables	34,702	65,577,242,522 JPY	68,054,345,600 JPY

Collections

	Number of Contracts	Aggregate Amount of the Discounted Principal Balance	Aggregate Amount of the Nominal Balance
Collections: Amortization of current contracts	33,812	1,116,947,755 JPY	1,231,948,800 JPY
Collections: Cancellation	0	0 JPY	0 JPY
Collections: Early Termination	360	644,541,488 JPY	645,414,245 JPY
Collections: Defaulted Receivables	4	9,631,239 JPY	9,651,315 JPY
Collections: Matured	247	160,659,169 JPY	160,881,800 JPY
Collections: Refinance Option	62	80,055,997 JPY	80,170,000 JPY
Collections: Repurchase	0	0 JPY	0 JPY
Sum	34,485	2,011,835,648 JPY	2,128,066,160 JPY

Available Distribution Amount

	Number of Contracts	Aggregate Amount of the Nominal Balance
(a) the Collections for the Monthly Period with respect to such Trust Calculation Date	34,485	2,128,066,160 JPY
(b) drawings from the Cash Collateral Ledger in accordance with Article 18.3 of the First Trust Agreement	0	0 JPY
(c) net investment earnings from Eligible Investments	0	0 JPY
(d) net proceeds from the sale or disposal of the Trust Assets of the First Trust	0	0 JPY
(e) any amount which is carried over from the immediately preceding Trust Calculation Date	0	0 JPY
Sum	34,485	2,128,066,160 JPY

Waterfall

There is no distinction between principal and interest, and all collections go through a single priority of payments			
		Payment	Remaining Amount
Available Distribution Amount	plus	2,128,066,160 JPY	2,128,066,160 JPY
(a) an amount necessary for the payment of all taxes and public charges to be paid to the relevant public authority by the immediately following First Trust Payment Date.	less	0 JPY	2,128,066,160 JPY
(b) an amount necessary for the payment of all Fees for the Trustee of the First Trust to be paid to the Trustee of the First Trust by the immediately following First Trust Payment Date.	less	590,175 JPY	2,127,475,985 JPY
(c) an amount necessary for the payment of the Servicing Fee to be paid to the Servicer by the immediately following First Trust Payment Date.	less	59,017,623 JPY	2,068,458,362 JPY
(d) an amount necessary for the payment of the Trust Expenses of the First Trust as provided in Article 23.1 (including the Rating Fees, Costs of the Second Trust and those fees not otherwise covered by (b) or (c) above) to be paid to the relevant party by the immediately following First Trust Payment Date (including any amounts advanced by the Trustee of the First Trust pursuant to Article 23.3)	less	606,591 JPY	2,067,851,771 JPY
(e) an amount necessary for the payment of overdue and unpaid interest on the Asset Backed Loans to the First Trust (if any) to be paid to the Trustee of the Second Trust by the immediately following First Trust Payment Date.	less	0 JPY	2,067,851,771 JPY
(f) an amount necessary for the payment to the Trustee of the Second Trust of interest on the Asset Backed Loan to the First Trust accruing during the relevant Interest Calculation Period	less	9,500,000 JPY	2,058,351,771 JPY
(g) an amount necessary to top up the balance thereof until it is equal to the Cash Collateral Ledger Target Balance	less	0 JPY	2,058,351,771 JPY
(h) (i) prior to the expiration of the Revolving Period: an amount necessary for the redemption of any Additional Senior Beneficial Interest;	less	1,883,033,378 JPY	175,318,393 JPY
(ii) following the expiration of the Revolving Period and prior to the occurrence of an Early Amortization Event, an amount necessary for the payment to the Trustee of the Second Trust of the Asset Backed Loan Principal Payment Amount for the relevant First Trust Payment Date.			
(iii) following the occurrence of the Early Amortization Event, an amount necessary for the payment to the Trustee of the Second Trust of the remaining principal balance of the Asset Backed Loan to the First Trust.			
(i) an amount necessary for the payment to the Trustee of the First Trust of any Indemnified Amounts which are not compensated by the Trustor of the First Trust	less	0 JPY	175,318,393 JPY
(j) an amount necessary for the payment to the Subordinated Beneficiary of the Subordinated Beneficial Principal Payment Amount for the relevant First Trust Payment Date.	less	131,979,177 JPY	43,339,216 JPY
(k) (i) prior to the expiration of the Revolving Period, then (x) if a transfer is made under (j) above, such remaining amount will be transferred to the Expenses Distribution Ledger for payment to the Subordinated Beneficiary as a payment of earnings on the Subordinated Beneficial Interest, and such payment shall be made on the First Trust Payment Date immediately following such Trust Calculation Date or (y) if no transfer is made under (j) above, such remaining amount will be carried forward to the next Trust Calculation Date.	less	43,339,216 JPY	0 JPY
(ii) following the expiration of the Revolving Period and prior to the occurrence of an Early Amortization Event, then such remaining amount will be transferred to the Expenses Distribution Ledger for payment to the Subordinated Beneficiary as a payment of earnings on the Subordinated Beneficial Interest, and such payment shall be made on the First Trust Payment Date immediately following such Trust Calculation Date.			
(iii) following the occurrence of an Early Amortization Event, the remaining amount in the Trust Collection Ledger will be carried forward to the next Trust Calculation Date.			

Credit Enhancement

Subordinated Principal Balance as of the relevant First Trust Payment Date

	Percentage of Aggregate Discounted Principal Balance	Value
(i) the aggregate amount of the Discounted Principal Balance of all Auto Loan Receivables outstanding		65,577,242,522 JPY
(ii) Asset Backed Loan Principal Balance on the relevant First Trust Payment Date		60,000,000,000 JPY
Overcollateralization (= (i) - (ii))	8.50 %	5,577,242,522 JPY
Trust Collection Ledger which is carried over from the immediately preceding Trust Calculation Date	0.00 %	0 JPY
The amount in the Cash Collateral Ledger	0.53 %	345,000,000 JPY
Subordinated Principal Balance	9.03 %	5,922,242,522 JPY

Trust Management Account (TMA)

	in JPY	+/-	in JPY (previous)
Initial Balance on Cash Entrustment Date	345,000,000 JPY		0 JPY
Outstanding Balance on First Trust Payment Date	345,000,000 JPY	0 JPY	345,000,000 JPY
(a) Expenses Distribution Ledger	0 JPY	0 JPY	0 JPY
(b) Trust Collection Ledger	0 JPY	0 JPY	0 JPY
(c) Cash Collateral Ledger	345,000,000 JPY	0 JPY	345,000,000 JPY
Cash Collateral Ledger Target Balance	345,000,000 JPY		

Calculation of Credit Enhancement

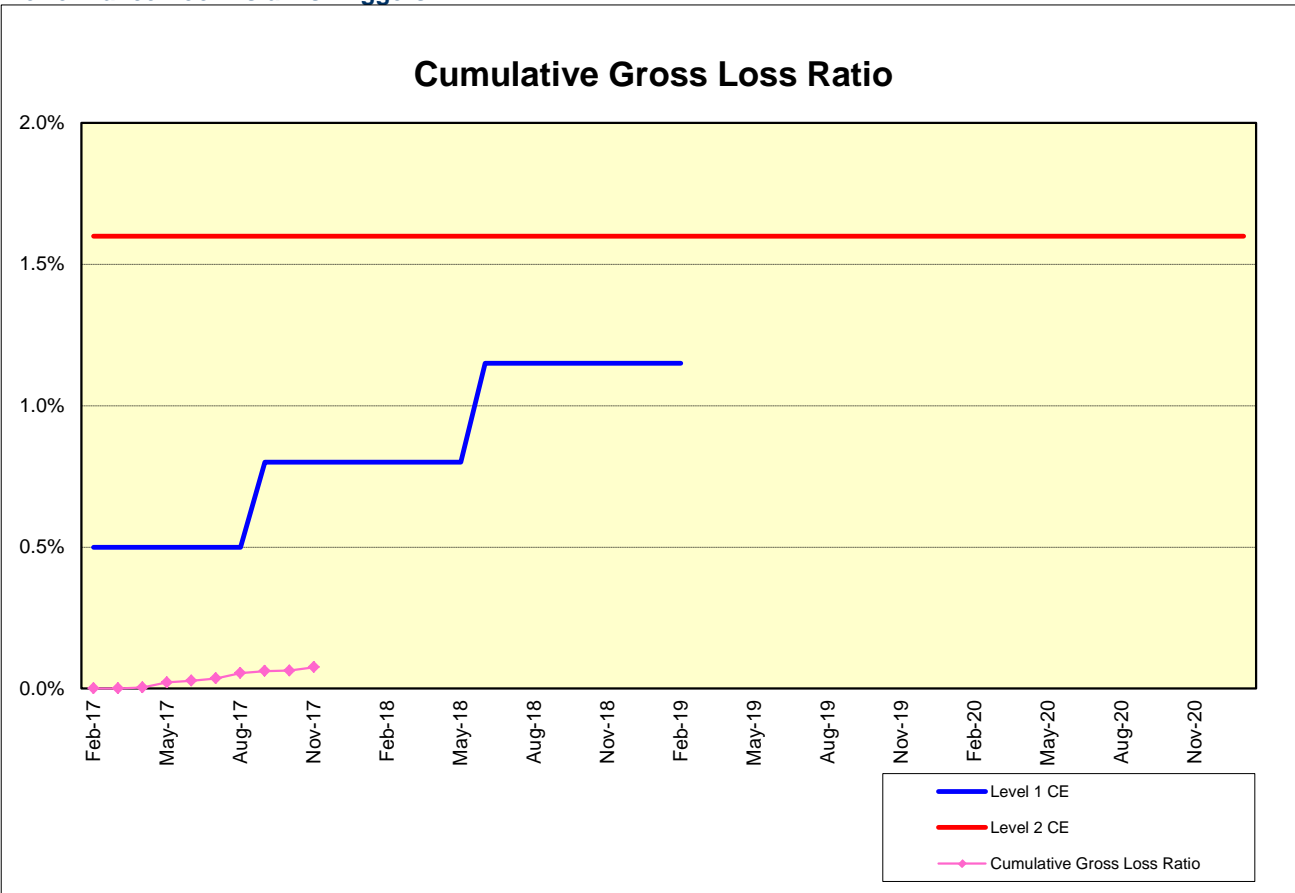
Driver Japan six's Credit Enhancement consists of the items listed above in the Subordinated Principal Balance as of the relevant date of determination (immediately following the First Trust Payment Date). The result provides an absolute value, which will be applied to the (amortized) Aggregate Discounted Principal Balance as of the end of the relevant date.

The transaction has a Revolving Period of 12 months until February 2018.

Asset Backed Loan Overcollateralization Percentage is (i) prior to the expiration of the Revolving Period, 8.5%, and (ii) following the expiration of the Revolving Period, 11.5%; provided, in each case no Credit Enhancement Increase Condition shall be in effect. After a Level 1 Credit Enhancement Increase Condition in effect, 17% and after a Level 2 Credit Enhancement Increase Condition is in effect, 100%.

Cumulative Gross Loss & Cumulative Repurchased Receivables

Performance Pool vis-a-vis Triggers



Cumulative Repurchased Receivables

	Number of Contracts	Repurchase Price
Beginning of Period	0	0 JPY
Repurchased Receivables	0	0 JPY
End of Period	0	0 JPY

Defaulted and Delinquent Contracts

Information of Delinquencies and Defaults

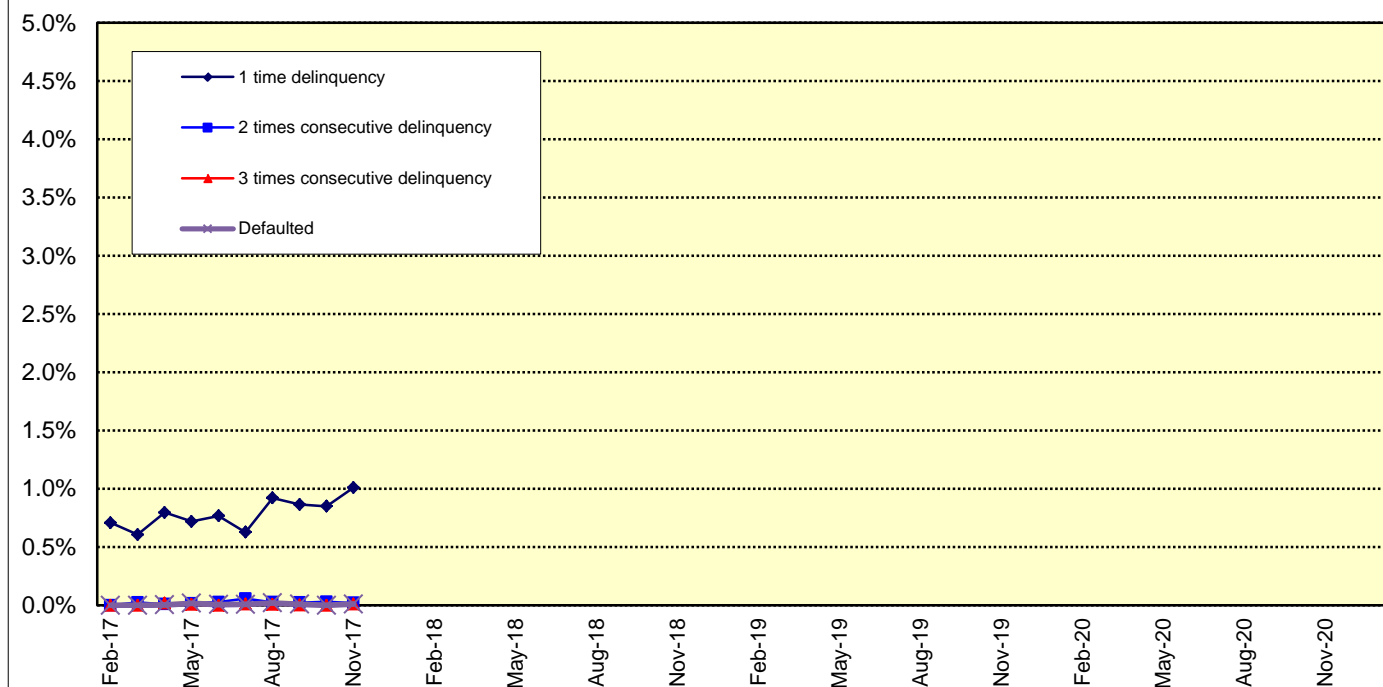
Current Reporting Period	Number of Contracts	Percentage of Contracts (*)	Outstanding Discounted Principal Balance	Percentage of Principal Balance (*)	Outstanding Nominal Balance	Percentage of Nominal Balance (*)
Delinquent	360	1.04 %	684,048,274 JPY	1.04 %	712,979,800 JPY	1.05 %
Default	4	0.01 %	9,631,239 JPY	0.01 %	9,651,315 JPY	0.01 %

(*) Based on the previous EoP

Delinquency Profile (Information Purpose Only)

Days in Arrears	Number of Contracts	Percentage of Contracts	Outstanding Discounted Principal Balance	Percentage of Principal Balance	Outstanding Nominal Balance	Percentage of Nominal Balance
1	350	1.01 %	663,203,710 JPY	1.01 %	691,251,600 JPY	1.02 %
2	7	0.02 %	15,452,757 JPY	0.02 %	16,184,200 JPY	0.02 %
3	3	0.01 %	5,391,807 JPY	0.01 %	5,544,000 JPY	0.01 %
Total	360	1.04 %	684,048,274 JPY	1.04 %	712,979,800 JPY	1.05 %

Delinquent / Defaulted (Gross Loss) Ratio



Run Out Schedule

ROS on the previous EoP on 2017/11/10

Next Payment Month	Number of Contracts	ABS Outstanding Principal	ABS Outstanding Interest	Outstanding Installment	ABS Remaining Principal	ABS Remaining Interest	ABS Remaining Installment
10.2017	34,485	65,575,138,728 JPY	2,518,721,872 JPY	68,093,860,600 JPY	0 JPY	0 JPY	0 JPY
11.2017	34,485	64,203,528,396 JPY	2,402,194,704 JPY	66,605,723,100 JPY	1,371,610,332 JPY	116,527,168 JPY	1,488,137,500 JPY
12.2017	34,176	61,556,419,887 JPY	2,288,122,313 JPY	63,844,542,200 JPY	2,647,108,509 JPY	114,072,391 JPY	2,761,180,900 JPY
01.2018	33,681	59,876,082,272 JPY	2,178,749,828 JPY	62,054,832,100 JPY	1,680,337,615 JPY	109,372,485 JPY	1,789,710,100 JPY
02.2018	33,283	58,289,124,614 JPY	2,072,429,086 JPY	60,361,553,700 JPY	1,586,957,658 JPY	106,320,742 JPY	1,693,278,400 JPY
03.2018	32,656	56,187,664,042 JPY	1,968,859,758 JPY	58,156,523,800 JPY	2,101,460,572 JPY	103,569,328 JPY	2,205,029,900 JPY
04.2018	31,497	54,869,499,156 JPY	1,868,586,844 JPY	56,738,086,000 JPY	1,318,164,886 JPY	100,272,914 JPY	1,418,437,800 JPY
05.2018	31,124	53,360,263,584 JPY	1,770,661,116 JPY	55,130,924,700 JPY	1,509,235,572 JPY	97,925,728 JPY	1,607,161,300 JPY
06.2018	30,544	51,143,783,997 JPY	1,675,327,503 JPY	52,819,111,500 JPY	2,216,479,587 JPY	95,333,613 JPY	2,311,813,200 JPY
07.2018	29,737	49,111,279,635 JPY	1,583,797,365 JPY	50,695,077,000 JPY	2,032,504,362 JPY	91,530,138 JPY	2,124,034,500 JPY
08.2018	29,144	47,565,227,598 JPY	1,495,935,402 JPY	49,061,163,000 JPY	1,546,052,037 JPY	87,861,963 JPY	1,633,914,000 JPY
09.2018	28,616	45,877,839,156 JPY	1,410,841,744 JPY	47,288,680,900 JPY	1,687,388,442 JPY	85,093,658 JPY	1,772,482,100 JPY
10.2018	27,780	44,596,468,785 JPY	1,328,692,015 JPY	45,925,160,800 JPY	1,281,370,371 JPY	82,149,729 JPY	1,363,520,100 JPY
11.2018	27,307	43,230,313,930 JPY	1,248,874,870 JPY	44,479,188,800 JPY	1,366,154,855 JPY	79,817,145 JPY	1,445,972,000 JPY
12.2018	26,703	40,630,584,679 JPY	1,171,483,121 JPY	41,802,067,800 JPY	2,599,729,251 JPY	77,391,749 JPY	2,677,121,000 JPY
01.2019	25,829	38,988,369,539 JPY	1,098,744,261 JPY	40,087,113,800 JPY	1,642,215,140 JPY	72,738,860 JPY	1,714,954,000 JPY
02.2019	25,281	37,401,131,206 JPY	1,028,963,194 JPY	38,430,094,400 JPY	1,587,238,333 JPY	69,781,067 JPY	1,657,019,400 JPY
03.2019	24,507	35,259,360,829 JPY	961,999,171 JPY	36,221,360,000 JPY	2,141,770,377 JPY	66,964,023 JPY	2,208,734,400 JPY
04.2019	23,252	33,815,095,295 JPY	898,714,105 JPY	34,713,809,400 JPY	1,444,265,534 JPY	63,285,066 JPY	1,507,550,600 JPY
05.2019	22,693	32,210,598,210 JPY	837,897,090 JPY	33,048,495,300 JPY	1,604,497,085 JPY	60,817,015 JPY	1,665,314,100 JPY
06.2019	21,950	29,948,379,741 JPY	779,771,259 JPY	30,728,151,000 JPY	2,262,218,469 JPY	58,125,831 JPY	2,320,344,300 JPY
07.2019	20,992	28,013,004,314 JPY	725,418,186 JPY	28,738,422,500 JPY	1,935,375,427 JPY	54,353,073 JPY	1,989,728,500 JPY
08.2019	20,288	26,421,001,633 JPY	674,340,867 JPY	27,095,342,500 JPY	1,592,002,681 JPY	51,077,319 JPY	1,643,080,000 JPY
09.2019	19,557	24,436,725,668 JPY	625,827,432 JPY	25,062,553,100 JPY	1,984,275,965 JPY	48,513,435 JPY	2,032,789,400 JPY
10.2019	18,456	22,993,319,861 JPY	580,347,939 JPY	23,573,667,800 JPY	1,443,405,807 JPY	45,479,493 JPY	1,488,885,300 JPY
11.2019	17,723	21,206,539,369 JPY	537,215,331 JPY	21,743,754,700 JPY	1,786,780,492 JPY	43,132,608 JPY	1,829,913,100 JPY
12.2019	16,744	19,674,939,690 JPY	496,787,210 JPY	20,171,726,900 JPY	1,531,599,679 JPY	40,428,121 JPY	1,572,027,800 JPY
01.2020	16,231	18,694,626,739 JPY	459,129,361 JPY	19,153,756,100 JPY	980,312,951 JPY	37,657,849 JPY	1,017,970,800 JPY
02.2020	15,840	17,769,986,335 JPY	423,287,865 JPY	18,193,274,200 JPY	924,640,404 JPY	35,841,496 JPY	961,481,900 JPY
03.2020	15,325	16,659,643,163 JPY	389,110,737 JPY	17,048,753,900 JPY	1,110,343,172 JPY	34,177,128 JPY	1,144,520,300 JPY
04.2020	14,592	15,981,926,667 JPY	356,828,033 JPY	16,338,754,700 JPY	677,716,496 JPY	32,282,704 JPY	709,999,200 JPY
05.2020	14,340	15,267,063,174 JPY	325,815,726 JPY	15,592,878,900 JPY	714,863,493 JPY	31,012,307 JPY	745,875,800 JPY
06.2020	13,972	14,355,443,071 JPY	296,144,629 JPY	14,651,587,700 JPY	911,620,103 JPY	29,671,097 JPY	941,291,200 JPY
07.2020	13,609	13,500,752,185 JPY	268,239,415 JPY	13,768,991,600 JPY	854,690,886 JPY	27,905,214 JPY	882,596,100 JPY
08.2020	13,335	12,872,373,665 JPY	242,022,535 JPY	13,114,396,200 JPY	628,378,520 JPY	26,216,880 JPY	654,595,400 JPY
09.2020	13,026	12,314,794,312 JPY	217,044,888 JPY	12,531,839,200 JPY	557,579,353 JPY	24,977,647 JPY	582,557,000 JPY
10.2020	12,670	11,815,583,468 JPY	193,213,532 JPY	12,008,797,000 JPY	499,210,844 JPY	23,831,356 JPY	523,042,200 JPY
11.2020	12,421	11,294,171,119 JPY	170,401,681 JPY	11,464,572,800 JPY	521,412,349 JPY	22,811,851 JPY	544,224,200 JPY
12.2020	12,112	10,319,638,776 JPY	148,668,024 JPY	10,468,306,800 JPY	974,532,343 JPY	21,733,657 JPY	996,260,000 JPY
01.2021	11,677	9,541,400,830 JPY	128,899,570 JPY	9,670,300,400 JPY	778,237,946 JPY	19,768,454 JPY	798,006,400 JPY
02.2021	11,134	8,697,354,134 JPY	110,618,066 JPY	8,807,972,200 JPY	844,046,696 JPY	18,281,504 JPY	862,328,200 JPY
03.2021	10,329	7,718,342,051 JPY	93,934,449 JPY	7,812,276,500 JPY	979,012,083 JPY	16,683,617 JPY	995,695,700 JPY
04.2021	9,193	7,143,216,749 JPY	79,080,051 JPY	7,222,296,800 JPY	575,125,302 JPY	14,854,398 JPY	589,979,700 JPY
05.2021	8,626	6,513,837,113 JPY	65,378,787 JPY	6,579,215,900 JPY	629,379,636 JPY	13,701,264 JPY	643,080,900 JPY
06.2021	7,906	5,736,251,923 JPY	52,910,077 JPY	5,789,162,000 JPY	777,585,190 JPY	12,468,710 JPY	790,053,900 JPY
07.2021	7,110	4,888,976,517 JPY	42,017,683 JPY	4,930,994,200 JPY	847,275,406 JPY	10,892,394 JPY	858,167,800 JPY
08.2021	6,296	4,120,842,251 JPY	32,755,249 JPY	4,153,597,500 JPY	768,134,266 JPY	9,262,434 JPY	777,396,700 JPY
09.2021	5,373	3,125,045,572 JPY	24,901,028 JPY	3,149,946,600 JPY	995,796,679 JPY	7,854,221 JPY	1,003,650,900 JPY
10.2021	4,147	2,483,734,938 JPY	18,928,362 JPY	2,502,663,300 JPY	641,310,634 JPY	5,972,666 JPY	647,283,300 JPY
11.2021	3,359	1,681,957,967 JPY	14,146,533 JPY	1,696,104,500 JPY	801,776,971 JPY	4,781,829 JPY	806,558,800 JPY
12.2021	2,327	1,340,827,327 JPY	10,811,473 JPY	1,351,638,800 JPY	341,130,640 JPY	3,335,060 JPY	344,465,700 JPY
01.2022	2,037	1,087,551,364 JPY	8,140,736 JPY	1,095,692,100 JPY	253,275,963 JPY	2,670,737 JPY	255,946,700 JPY
02.2022	1,770	838,395,681 JPY	5,979,019 JPY	844,374,700 JPY	249,155,683 JPY	2,161,717 JPY	251,317,400 JPY
03.2022	1,465	528,657,091 JPY	4,303,609 JPY	532,960,700 JPY	309,738,590 JPY	1,675,410 JPY	311,414,000 JPY
04.2022	1,022	398,975,732 JPY	3,181,368 JPY	402,157,100 JPY	129,681,359 JPY	1,122,241 JPY	130,803,600 JPY
05.2022	846	280,826,206 JPY	2,317,994 JPY	283,144,200 JPY	118,149,526 JPY	863,374 JPY	119,012,900 JPY
06.2022	656	166,208,901 JPY	1,683,299 JPY	167,892,200 JPY	114,617,305 JPY	634,695 JPY	115,252,000 JPY
07.2022	479	102,576,264 JPY	1,274,436 JPY	103,850,700 JPY	63,632,637 JPY	408,863 JPY	64,041,500 JPY
08.2022	373	63,183,693 JPY	1,003,507 JPY	64,187,200 JPY	39,392,571 JPY	270,929 JPY	39,663,500 JPY
09.2022	249	53,686,489 JPY	816,011 JPY	54,502,500 JPY	9,497,204 JPY	187,496 JPY	9,684,700 JPY
10.2022	201	45,912,489 JPY	654,111 JPY	46,566,600 JPY	7,774,000 JPY	161,900 JPY	7,935,900 JPY
11.2022	173	39,065,705 JPY	514,295 JPY	39,580,000 JPY	6,846,784 JPY	139,816 JPY	6,986,600 JPY
12.2022	142	28,925,150 JPY	394,350 JPY	29,319,500 JPY	10,140,555 JPY	119,945 JPY	10,260,500 JPY
01.2023	119	22,658,984 JPY	305,016 JPY	22,964,000 JPY	6,266,166 JPY	89,334 JPY	6,355,500 JPY
02.2023	105	18,339,310 JPY	234,590 JPY	18,573,900 JPY	4,319,674 JPY	70,426 JPY	4,390,100 JPY
03.2023	86	14,757,316 JPY	177,184 JPY	14,934,500 JPY	3,581,994 JPY	57,406 JPY	3,639,400 JPY
04.2023	71	11,694,914 JPY	130,686 JPY	11,825,600 JPY	3,062,402 JPY	46,498 JPY	3,108,900 JPY
05.2023	62	8,944,177 JPY	93,723 JPY	9,037,900 JPY	2,750,737 JPY	36,963 JPY	2,787,700 JPY
06.2023	46	6,629,550 JPY	65,350 JPY	6,694,900 JPY	2,314,627 JPY	28,373 JPY	2,343,000 JPY
07.2023	33	4,516,934 JPY	44,266 JPY	4,561,200 JPY	2,112,616 JPY	21,084 JPY	2,133,700 JPY
08.2023	29	2,780,208 JPY	29,892 JPY	2,810,100 JPY	1,736,726 JPY	14,374 JPY	1,751,100 JPY
09.2023	22	1,796,761 JPY	21,039 JPY	1,817,800 JPY	983,447 JPY	8,853 JPY	992,300 JPY
10.2023	11	1,307,985 JPY	15,315 JPY	1,323,300 JPY	488,776 JPY	5,724 JPY	494,500 JPY
11.2023	6	1,104,752 JPY	11,148 JPY	1,115,900 JPY	203,233 JPY	4,167 JPY	207,400 JPY
12.2023	4	557,371 JPY	7,629 JPY	565,000 JPY	547,381 JPY	3,519 JPY	550,900 JPY
01.2024	3	447,147 JPY	5,853 JPY	453,000 JPY	110,224 JPY	1,776 JPY	112,000 JPY
02.2024	3	336,571 JPY	4,429 JPY	341,000 JPY	110,576 JPY	1,424 JPY	112,000 JPY
03.2024	1	307,443 JPY	3,357 JPY	310,800 JPY	29,128 JPY	1,072 JPY	30,200 JPY
04.2024	1	278,222 JPY	2,378 JPY	280,600 JPY	29,221 JPY	979 JPY	30,200 JPY
05.2024	1	248,908 JPY	1,492 JPY	250,400 JPY	29,314 JPY	886 JPY	30,200 JPY
06.2024	1	219,501 JPY	699 JPY	220,200 JPY	29,407 JPY	793 JPY	30,200 JPY
07.2024	1	0 JPY	0 JPY	0 JPY	219,501 JPY	699 JPY	220,200 JPY

Run Out Schedule

ROS on the relevant EoP on 2017/12/10

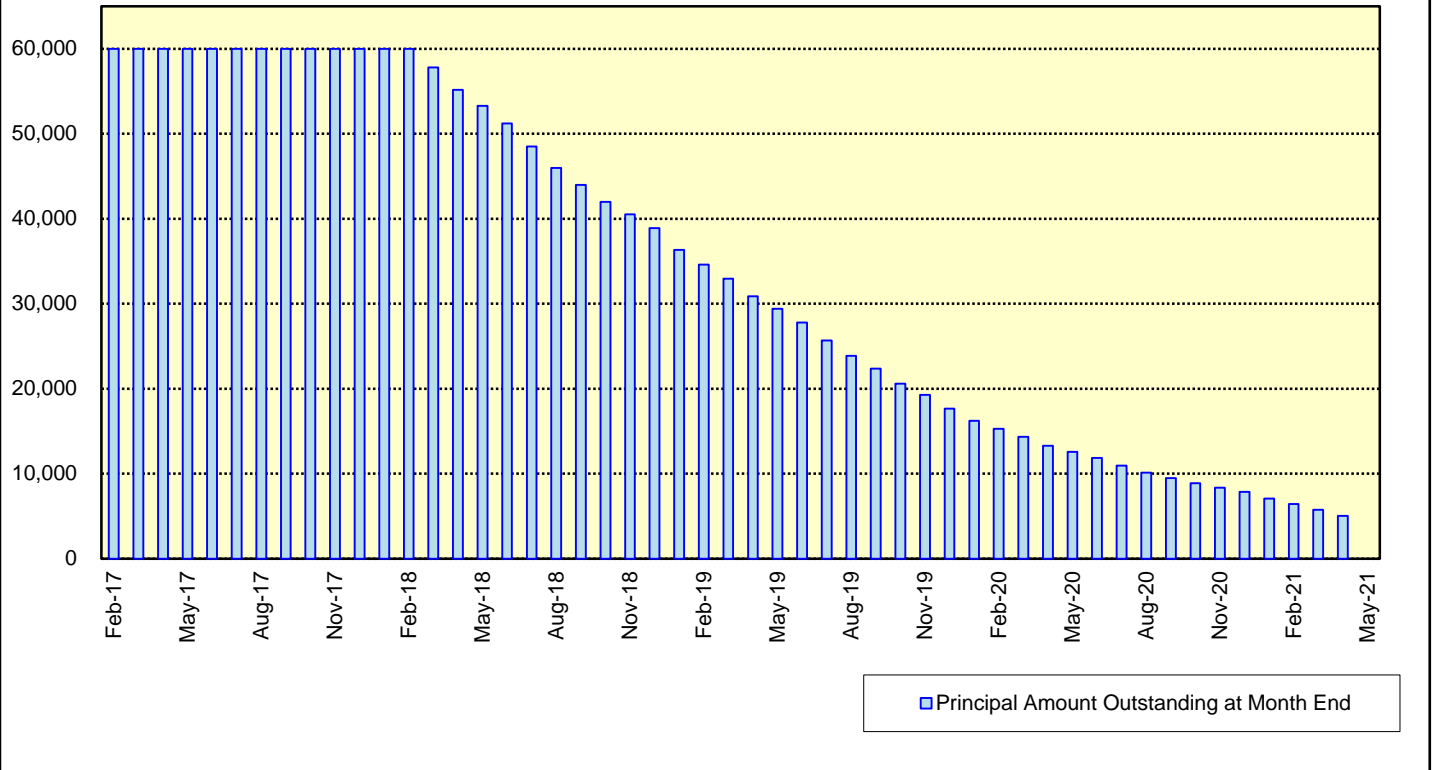
Next Payment Month	Number of Contracts	ABS Outstanding Principal	ABS Outstanding Interest	Outstanding Installment	ABS Remaining Principal	ABS Remaining Interest	ABS Remaining Installment
11.2017	34,702	65,577,242,522 JPY	2,477,103,078 JPY	68,054,345,600 JPY	0 JPY	0 JPY	0 JPY
12.2017	34,702	62,914,847,186 JPY	2,360,624,214 JPY	65,275,471,400 JPY	2,662,395,336 JPY	116,478,864 JPY	2,778,874,200 JPY
01.2018	34,222	61,225,135,427 JPY	2,248,889,573 JPY	63,474,025,000 JPY	1,689,711,759 JPY	111,734,641 JPY	1,801,446,400 JPY
02.2018	33,834	59,637,938,515 JPY	2,140,225,985 JPY	61,778,164,500 JPY	1,587,196,912 JPY	108,663,588 JPY	1,695,860,500 JPY
03.2018	33,222	57,545,129,999 JPY	2,034,322,001 JPY	59,579,452,000 JPY	2,092,808,516 JPY	105,903,984 JPY	2,198,712,500 JPY
04.2018	32,079	56,217,651,591 JPY	1,931,713,109 JPY	58,149,364,700 JPY	1,327,478,408 JPY	102,608,892 JPY	1,430,807,300 JPY
05.2018	31,712	54,699,493,052 JPY	1,831,472,048 JPY	56,530,965,100 JPY	1,518,158,539 JPY	100,241,061 JPY	1,618,399,600 JPY
06.2018	31,138	52,462,624,958 JPY	1,733,845,942 JPY	54,196,470,900 JPY	2,236,868,094 JPY	97,626,106 JPY	2,334,494,200 JPY
07.2018	30,339	50,397,063,535 JPY	1,640,069,265 JPY	52,037,132,800 JPY	2,065,561,423 JPY	93,776,677 JPY	2,169,338,100 JPY
08.2018	29,743	48,838,358,649 JPY	1,550,023,151 JPY	50,388,381,800 JPY	1,558,704,886 JPY	90,046,114 JPY	1,648,751,000 JPY
09.2018	29,218	47,141,275,508 JPY	1,462,769,092 JPY	48,604,044,600 JPY	1,697,083,141 JPY	87,254,059 JPY	1,784,337,200 JPY
10.2018	28,382	45,844,768,176 JPY	1,378,474,124 JPY	47,223,242,300 JPY	1,296,507,332 JPY	84,294,968 JPY	1,380,802,300 JPY
11.2018	27,913	44,463,640,941 JPY	1,296,536,159 JPY	45,760,177,100 JPY	1,381,127,235 JPY	81,937,965 JPY	1,463,065,200 JPY
12.2018	27,309	41,814,879,933 JPY	1,217,053,767 JPY	43,031,933,700 JPY	2,648,761,008 JPY	79,482,392 JPY	2,728,243,400 JPY
01.2019	26,431	40,148,237,472 JPY	1,142,309,128 JPY	41,290,546,600 JPY	1,666,642,461 JPY	74,744,639 JPY	1,741,387,100 JPY
02.2019	25,874	38,544,431,182 JPY	1,070,566,118 JPY	39,614,997,300 JPY	1,603,806,290 JPY	71,743,010 JPY	1,675,549,300 JPY
03.2019	25,097	36,394,106,494 JPY	1,001,665,206 JPY	37,395,771,700 JPY	2,150,324,688 JPY	68,900,912 JPY	2,219,225,600 JPY
04.2019	23,846	34,923,853,670 JPY	936,460,830 JPY	35,860,314,500 JPY	1,470,252,824 JPY	65,204,376 JPY	1,535,457,200 JPY
05.2019	23,280	33,303,011,404 JPY	873,769,096 JPY	34,176,780,500 JPY	1,620,842,266 JPY	62,691,734 JPY	1,683,534,000 JPY
06.2019	22,537	31,020,584,722 JPY	813,795,378 JPY	31,834,380,100 JPY	2,282,426,682 JPY	59,973,718 JPY	2,342,400,400 JPY
07.2019	21,577	29,055,118,736 JPY	757,636,464 JPY	29,812,755,200 JPY	1,965,465,986 JPY	56,158,914 JPY	2,021,624,900 JPY
08.2019	20,867	27,444,691,086 JPY	704,810,514 JPY	28,149,501,600 JPY	1,610,427,650 JPY	52,825,950 JPY	1,663,253,600 JPY
09.2019	20,130	25,447,399,155 JPY	654,582,745 JPY	26,101,981,900 JPY	1,997,291,931 JPY	50,227,769 JPY	2,047,519,700 JPY
10.2019	19,025	23,991,536,284 JPY	607,412,716 JPY	24,598,949,000 JPY	1,455,862,871 JPY	47,170,029 JPY	1,503,032,900 JPY
11.2019	18,297	22,179,477,160 JPY	562,609,040 JPY	22,742,086,200 JPY	1,812,059,124 JPY	44,803,676 JPY	1,856,862,800 JPY
12.2019	17,317	20,583,328,986 JPY	520,545,514 JPY	21,103,874,500 JPY	1,596,148,174 JPY	42,063,526 JPY	1,638,211,700 JPY
01.2020	16,791	19,561,669,440 JPY	481,355,060 JPY	20,043,024,500 JPY	1,021,659,546 JPY	39,190,454 JPY	1,060,850,000 JPY
02.2020	16,389	18,585,557,776 JPY	444,041,924 JPY	19,029,599,700 JPY	976,111,664 JPY	37,313,136 JPY	1,013,424,800 JPY
03.2020	15,849	17,422,382,196 JPY	408,464,904 JPY	17,830,847,100 JPY	1,163,175,580 JPY	35,577,020 JPY	1,198,752,600 JPY
04.2020	15,085	16,713,921,129 JPY	374,852,471 JPY	17,088,773,600 JPY	708,461,067 JPY	33,612,433 JPY	742,073,500 JPY
05.2020	14,821	15,964,433,767 JPY	342,558,933 JPY	16,306,992,700 JPY	749,487,362 JPY	32,293,538 JPY	781,780,900 JPY
06.2020	14,435	14,984,160,181 JPY	311,660,719 JPY	15,295,820,900 JPY	980,273,586 JPY	30,898,214 JPY	1,011,171,800 JPY
07.2020	14,037	14,082,435,306 JPY	282,636,694 JPY	14,365,072,000 JPY	901,724,875 JPY	29,024,025 JPY	930,748,900 JPY
08.2020	13,746	13,403,501,249 JPY	255,381,251 JPY	13,658,882,500 JPY	678,934,057 JPY	27,255,443 JPY	706,189,500 JPY
09.2020	13,409	12,778,153,535 JPY	229,449,865 JPY	13,007,603,400 JPY	625,347,714 JPY	25,931,386 JPY	651,279,100 JPY
10.2020	13,016	12,266,842,869 JPY	204,761,031 JPY	12,471,603,900 JPY	511,310,666 JPY	24,688,834 JPY	535,999,500 JPY
11.2020	12,765	11,734,542,935 JPY	181,114,665 JPY	11,915,657,600 JPY	322,299,934 JPY	23,646,366 JPY	555,946,300 JPY
12.2020	12,456	10,733,152,916 JPY	158,566,084 JPY	10,891,719,000 JPY	1,001,390,019 JPY	22,548,581 JPY	1,023,938,600 JPY
01.2021	12,014	9,939,261,809 JPY	138,032,891 JPY	10,077,294,700 JPY	793,891,107 JPY	20,533,193 JPY	814,424,300 JPY
02.2021	11,464	9,086,795,329 JPY	119,014,271 JPY	9,205,809,600 JPY	852,466,480 JPY	19,018,620 JPY	871,485,100 JPY
03.2021	10,658	8,097,556,217 JPY	101,609,983 JPY	8,199,166,200 JPY	989,239,112 JPY	17,404,288 JPY	1,006,643,400 JPY
04.2021	9,521	7,512,030,186 JPY	86,050,314 JPY	7,598,080,500 JPY	585,526,031 JPY	15,559,669 JPY	601,085,700 JPY
05.2021	8,955	6,864,724,506 JPY	71,663,794 JPY	6,936,388,300 JPY	647,305,680 JPY	14,386,520 JPY	661,692,200 JPY
06.2021	8,219	6,063,014,015 JPY	58,545,785 JPY	6,121,559,800 JPY	801,710,491 JPY	13,118,009 JPY	814,828,500 JPY
07.2021	7,412	5,192,917,012 JPY	47,046,188 JPY	5,239,963,200 JPY	870,097,003 JPY	11,499,597 JPY	881,596,600 JPY
08.2021	6,593	4,410,537,952 JPY	37,220,948 JPY	4,447,758,900 JPY	782,379,060 JPY	9,825,240 JPY	792,204,300 JPY
09.2021	5,664	3,401,630,990 JPY	28,829,010 JPY	3,430,460,000 JPY	1,008,906,962 JPY	8,391,938 JPY	1,017,298,900 JPY
10.2021	4,427	2,749,951,800 JPY	22,336,500 JPY	2,772,288,300 JPY	651,679,190 JPY	6,492,510 JPY	658,171,700 JPY
11.2021	3,639	1,939,557,848 JPY	17,051,752 JPY	1,956,609,600 JPY	810,393,952 JPY	5,284,748 JPY	815,678,700 JPY
12.2021	2,603	1,568,229,682 JPY	13,230,218 JPY	1,581,459,900 JPY	371,328,166 JPY	3,821,534 JPY	375,149,700 JPY
01.2022	2,290	1,299,164,889 JPY	10,129,111 JPY	1,309,294,000 JPY	269,064,793 JPY	3,101,107 JPY	272,165,900 JPY
02.2022	2,015	1,030,087,737 JPY	7,563,363 JPY	1,037,651,100 JPY	269,077,152 JPY	2,565,748 JPY	271,642,900 JPY
03.2022	1,696	686,122,153 JPY	5,521,147 JPY	691,643,300 JPY	343,965,584 JPY	2,042,216 JPY	346,007,800 JPY
04.2022	1,210	535,572,459 JPY	4,095,041 JPY	539,667,500 JPY	150,549,694 JPY	1,426,106 JPY	151,975,800 JPY
05.2022	1,005	389,647,225 JPY	2,967,475 JPY	392,614,700 JPY	145,925,234 JPY	1,127,566 JPY	147,052,800 JPY
06.2022	780	245,904,557 JPY	2,115,043 JPY	248,019,600 JPY	143,742,668 JPY	852,432 JPY	144,595,100 JPY
07.2022	571	157,234,276 JPY	1,542,924 JPY	158,777,200 JPY	88,670,281 JPY	572,119 JPY	89,242,400 JPY
08.2022	441	99,638,773 JPY	1,158,827 JPY	100,797,600 JPY	57,595,503 JPY	384,097 JPY	57,979,600 JPY
09.2022	296	57,131,422 JPY	893,278 JPY	58,024,700 JPY	42,507,351 JPY	265,549 JPY	42,772,900 JPY
10.2022	206	49,144,631 JPY	721,769 JPY	49,866,400 JPY	7,986,791 JPY	171,509 JPY	8,158,300 JPY
11.2022	179	42,042,342 JPY	572,858 JPY	42,615,200 JPY	7,102,289 JPY	148,911 JPY	7,251,200 JPY
12.2022	148	31,395,637 JPY	444,463 JPY	31,840,100 JPY	10,646,705 JPY	128,395 JPY	10,775,100 JPY
01.2023	124	24,844,046 JPY	347,954 JPY	25,192,000 JPY	6,551,591 JPY	96,509 JPY	6,648,100 JPY
02.2023	110	20,298,196 JPY	271,104 JPY	20,569,300 JPY	4,545,850 JPY	76,850 JPY	4,622,700 JPY
03.2023	91	16,489,418 JPY	207,882 JPY	16,697,300 JPY	3,808,778 JPY	63,222 JPY	3,872,000 JPY
04.2023	75	13,257,324 JPY	156,176 JPY	13,413,500 JPY	3,232,094 JPY	51,706 JPY	3,283,800 JPY
05.2023	66	10,336,429 JPY	114,471 JPY	10,450,900 JPY	2,920,895 JPY	41,705 JPY	2,962,600 JPY
06.2023	50	7,851,174 JPY	81,826 JPY	7,933,000 JPY	2,485,255 JPY	32,645 JPY	2,517,900 JPY
07.2023	35	5,491,259 JPY	56,941 JPY	5,548,200 JPY	2,359,915 JPY	24,885 JPY	2,384,800 JPY
08.2023	32	3,605,877 JPY	39,523 JPY	3,645,400 JPY	1,885,382 JPY	17,418 JPY	1,902,800 JPY
09.2023	25	2,473,330 JPY	28,070 JPY	2,501,400 JPY	1,132,547 JPY	11,453 JPY	1,144,000 JPY
10.2023	13	1,876,309 JPY	20,191 JPY	1,896,500 JPY	597,021 JPY	7,879 JPY	604,900 JPY
11.2023	8	1,564,486 JPY	14,214 JPY	1,578,700 JPY	311,823 JPY	5,977 JPY	317,800 JPY
12.2023	6	758,169 JPY	9,231 JPY	767,400 JPY	806,317 JPY	4,983 JPY	811,300 JPY
01.2024	4	597,985 JPY	6,815 JPY	604,800 JPY	160,184 JPY	2,416 JPY	162,600 JPY
02.2024	4	437,289 JPY	4,911 JPY	442,200 JPY	160,696 JPY	1,904 JPY	162,600 JPY
03.2024	2	357,882 JPY	3,518 JPY	361,400 JPY	79,407 JPY	1,393 JPY	80,800 JPY
04.2024	2	278,222 JPY	2,378 JPY	280,600 JPY	79,660 JPY	1,140 JPY	80,800 JPY
05.2024	1	248,908 JPY	1,492 JPY	250,400 JPY	29,314 JPY	886 JPY	30,200 JPY
06.2024	1	219,501 JPY	699 JPY	220,200 JPY	29,407 JPY	793 JPY	30,200 JPY
07.2024	1	0 JPY	0 JPY	0 JPY	219,501 JPY	699 JPY	220,200 JPY

Expected Amortisation

Expected Amortization to the Second Trust

JPY mil.

Assuming a Clean-Up Call at 10% of the Initial Outstanding Balance, annual prepayments of 10% and 0% defaults.



Distribution by Sub-Servicer

Sub-Servicer	Number of Loans	Percentage of Loans	Outstanding Principal Balance	Percentage of Balance
Cedyna	20,520	59.13 %	39,693,511,068 JPY	60.53 %
Jaccs	14,182	40.87 %	25,883,731,454 JPY	39.47 %
Total	34,702	100.00 %	65,577,242,522 JPY	100.00 %

Distribution by Brand

Make	Number of Loans	Percentage of Loans	Outstanding Discounted Principal Balance	Percentage of Balance
VW	22,228	64.05 %	34,695,011,182 JPY	52.91 %
Audi	12,437	35.84 %	30,749,502,860 JPY	46.89 %
Bentley	16	0.05 %	89,717,607 JPY	0.14 %
Lamborghini	5	0.01 %	26,709,719 JPY	0.04 %
Other	16	0.05 %	16,301,154 JPY	0.02 %
Total	34,702	100.00 %	65,577,242,522 JPY	100.00 %

Distribution by New and Used
Distribution by New and Used

New or Used	Number of Loans	Percentage of Loans	Outstanding Discounted Principal Balance	Percentage of Balance
New	23,118	66.62 %	50,799,840,290 JPY	77.47 %
Used	8,832	25.45 %	13,411,064,647 JPY	20.45 %
Used (Prolonged)	2,752	7.93 %	1,366,337,585 JPY	2.08 %
Total	34,702	100.00 %	65,577,242,522 JPY	100.00 %

Distribution by Brand New and Used

New or Used	Number of Loans	Percentage of Loans	Outstanding Discounted Principal Balance	Percentage of Balance
VW New	15,309	44.12 %	28,388,097,706 JPY	43.29 %
VW Used	4,785	13.79 %	5,539,232,615 JPY	8.45 %
VW Used (Prolonged)	2,134	6.15 %	767,680,861 JPY	1.17 %
Audi New	7,797	22.47 %	22,347,814,619 JPY	34.08 %
Audi Used	4,022	11.59 %	7,803,031,517 JPY	11.90 %
Audi Used (Prolonged)	618	1.78 %	598,656,724 JPY	0.91 %
Other	37	0.11 %	132,728,480 JPY	0.20 %
Total	34,702	100.00 %	65,577,242,522 JPY	100.00 %

Distribution by Product Type

Loan Type List

Loan Type	Description
100	Volkswagen Owner's Plan
100	Audi Owner's Plan
100	Lamborghini Auto Loan
100	Bentley Auto Loan
101	Twin Loan
105	Refinanced Volkswagen Solutions
106	Refinanced Volkswagen Das Welt Auto with refinance option *
106	Refinanced Audi S-Loan/ S-Loan Plus
106	Refinanced Lamborghini Hyper Premium Plan
106	Refinanced Bentley My Flying B
140	Volkswagen Solutions
150	Volkswagen Das Welt Auto with refinance option **
150	Audi S-Loan
150	Lamborghini Hyper Premium Plan
150	Bentley My Flying B
151	Audi S-Loan Plus

(*) The name was changed from "Refinanced Volkswagen GUC with refinance option" effective from 1 February 2012.

No other changes were made to auto loan agreements.

(**) The name was changed from "Volkswagen GUC with refinance option" effective from 1 February 2012.

No other changes were made to auto loan agreements.

Product Type

Loan Type	Number of Loans	Percentage of Loans	Outstanding Discounted Principal Balance	Percentage of Balance
100	4,881	14.07 %	6,341,188,343 JPY	9.67 %
101	0	0.00 %	0 JPY	0.00 %
105	2,051	5.91 %	750,132,788 JPY	1.14 %
106	701	2.02 %	616,204,797 JPY	0.94 %
140-VFJ	2,277	6.56 %	4,140,608,955 JPY	6.31 %
140-Dealer	11,861	34.18 %	22,716,184,769 JPY	34.64 %
150	12,235	35.26 %	29,001,918,908 JPY	44.23 %
151	696	2.01 %	2,011,003,962 JPY	3.07 %
Total	34,702	100.00 %	65,577,242,522 JPY	100.00 %

Credit Type

Credit Type	Number of Loans	Percentage of Loans	Outstanding Discounted Principal Balance	Percentage of Balance
Balloon Type Loan	27,069	78.00 %	57,869,716,594 JPY	88.25 %
Equal Instalment Type Loan	7,633	22.00 %	7,707,525,928 JPY	11.75 %
Total	34,702	100.00 %	65,577,242,522 JPY	100.00 %

Distribution by RV

Loan Type	Number of Loans	Percentage of Balance	Outstanding Discounted Principal Balance
100/101/105/106	7,633	11.75 %	7,707,525,928 JPY
140-VFJ (excl. balloon)		3.40 %	2,231,732,584 JPY
140-VFJ (balloon)		2.91 %	1,908,876,371 JPY
140-VFJ	2,277	6.31 %	4,140,608,955 JPY
140-Dealer (excl. balloon)		18.85 %	12,363,246,485 JPY
140-Dealer (balloon)		15.79 %	10,352,938,284 JPY
140-Dealer	11,861	34.64 %	22,716,184,769 JPY
150 (excl. balloon)		21.25 %	13,934,380,352 JPY
150 (balloon)		22.98 %	15,067,538,556 JPY
150	12,235	44.23 %	29,001,918,908 JPY
151 (excl. balloon)		1.02 %	667,715,025 JPY
151 (balloon)		2.05 %	1,343,288,937 JPY
151	696	3.07 %	2,011,003,962 JPY
Total	34,702	100.00 %	65,577,242,522 JPY

Type of Payment Portion	Percentage of Balance	Outstanding Discounted Principal Balance
Monthly Installment Portion	56.28 %	36,904,600,374 JPY
Balloon Portion	43.72 %	28,672,642,148 JPY
Total	100.00 %	65,577,242,522 JPY

Distribution by Brand New and Used
Audi

New or Used	Number of Loans	Percentage of Loans	Outstanding Discounted Principal Balance	Percentage of Balance
New	7,797	62.69 %	22,347,814,619 JPY	72.68 %
Used	4,640	37.31 %	8,401,688,241 JPY	27.32 %
Total	12,437	100.00 %	30,749,502,860 JPY	100.00 %

Bentley

New or Used	Number of Loans	Percentage of Loans	Outstanding Discounted Principal Balance	Percentage of Balance
New	9	56.25 %	51,226,509 JPY	57.10 %
Used	7	43.75 %	38,491,098 JPY	42.90 %
Total	16	100.00 %	89,717,607 JPY	100.00 %

Lamborghini

New or Used	Number of Loans	Percentage of Loans	Outstanding Discounted Principal Balance	Percentage of Balance
New	3	60.00 %	12,701,456 JPY	47.55 %
Used	2	40.00 %	14,008,263 JPY	52.45 %
Total	5	100.00 %	26,709,719 JPY	100.00 %

VW

New or Used	Number of Loans	Percentage of Loans	Outstanding Discounted Principal Balance	Percentage of Balance
New	15,309	68.87 %	28,388,097,706 JPY	81.82 %
Used	6,919	31.13 %	6,306,913,476 JPY	18.18 %
Total	22,228	100.00 %	34,695,011,182 JPY	100.00 %

OTHER

New or Used	Number of Loans	Percentage of Loans	Outstanding Discounted Principal Balance	Percentage of Balance
New	0	0.00 %	0 JPY	0.00 %
Used	16	100.00 %	16,301,154 JPY	100.00 %
Total	16	100.00 %	16,301,154 JPY	100.00 %

Distribution by Customer Type**Customer Type**

Customer Type	Number of Loans	Percentage of Loans	Outstanding Discounted Principal Balance	Percentage of Balance
Retail	31,376	90.42 %	56,438,449,087 JPY	86.06 %
Corporate	3,326	9.58 %	9,138,793,435 JPY	13.94 %
Total	34,702	100.00 %	65,577,242,522 JPY	100.00 %

Distribution by Outstanding Discounted Principal Balance

Outstanding Discounted Principal Balance	Number of Loans	Percentage of Loans	Outstanding Discounted Principal Balance	Percentage of Balance
<= 500,000 JPY	3,326	9.58 %	888,955,682 JPY	1.36 %
500,001 JPY - 1,000,000 JPY	4,629	13.34 %	3,540,360,631 JPY	5.40 %
1,000,001 JPY - 1,500,000 JPY	6,688	19.27 %	8,411,354,511 JPY	12.83 %
1,500,001 JPY - 2,000,000 JPY	6,486	18.69 %	11,287,525,292 JPY	17.21 %
2,000,001 JPY - 2,500,000 JPY	5,193	14.96 %	11,626,187,792 JPY	17.73 %
2,500,001 JPY - 3,000,000 JPY	3,355	9.67 %	9,142,535,085 JPY	13.94 %
3,000,001 JPY - 3,500,000 JPY	1,855	5.35 %	5,983,454,248 JPY	9.12 %
3,500,001 JPY - 4,000,000 JPY	1,072	3.09 %	3,992,316,932 JPY	6.09 %
4,000,001 JPY - 4,500,000 JPY	754	2.17 %	3,187,255,169 JPY	4.86 %
4,500,001 JPY - 5,000,000 JPY	492	1.42 %	2,328,596,405 JPY	3.55 %
5,000,001 JPY - 6,000,000 JPY	497	1.43 %	2,699,583,302 JPY	4.12 %
6,000,001 JPY - 7,000,000 JPY	203	0.58 %	1,302,507,706 JPY	1.99 %
7,000,001 JPY - 8,000,000 JPY	102	0.29 %	756,932,461 JPY	1.15 %
8,000,001 JPY - 9,000,000 JPY	40	0.12 %	336,236,716 JPY	0.51 %
9,000,001 JPY - 10,000,000 JPY	10	0.03 %	93,440,590 JPY	0.14 %
>= 10,000,001 JPY	0	0.00 %	0 JPY	0.00 %
Total	34,702	100.00 %	65,577,242,522 JPY	100.00 %

Statistics

Minimum Outstanding Discounted Principal Balance	10,175 JPY
Maximum Outstanding Discounted Principal Balance	9,668,763 JPY
Average Outstanding Discounted Principal Balance	1,889,725 JPY

Distribution by Original Principal Amount

Original Principal Balance	Number of Loans	Percentage of Loans	Outstanding Discounted Principal Balance	Percentage of Balance
<= 500,000 JPY	503	1.45 %	93,311,336 JPY	0.14 %
500,001 JPY - 1,000,000 JPY	2,856	8.23 %	1,185,312,747 JPY	1.81 %
1,000,001 JPY - 1,500,000 JPY	3,772	10.87 %	3,193,996,516 JPY	4.87 %
1,500,001 JPY - 2,000,000 JPY	5,529	15.93 %	6,837,448,686 JPY	10.43 %
2,000,001 JPY - 2,500,000 JPY	5,696	16.41 %	9,152,538,868 JPY	13.96 %
2,500,001 JPY - 3,000,000 JPY	5,404	15.57 %	10,700,278,957 JPY	16.32 %
3,000,001 JPY - 3,500,000 JPY	3,752	10.81 %	8,829,971,630 JPY	13.46 %
3,500,001 JPY - 4,000,000 JPY	2,489	7.17 %	6,778,666,715 JPY	10.34 %
4,000,001 JPY - 4,500,000 JPY	1,387	4.00 %	4,336,324,100 JPY	6.61 %
4,500,001 JPY - 5,000,000 JPY	1,032	2.97 %	3,600,339,935 JPY	5.49 %
5,000,001 JPY - 6,000,000 JPY	1,069	3.08 %	4,326,148,841 JPY	6.60 %
6,000,001 JPY - 7,000,000 JPY	603	1.74 %	2,838,806,666 JPY	4.33 %
7,000,001 JPY - 8,000,000 JPY	274	0.79 %	1,503,952,992 JPY	2.29 %
8,000,001 JPY - 9,000,000 JPY	148	0.43 %	903,554,534 JPY	1.38 %
9,000,001 JPY - 10,000,000 JPY	80	0.23 %	577,524,219 JPY	0.88 %
>= 10,000,001 JPY	108	0.31 %	719,065,780 JPY	1.10 %
Total	34,702	100.00 %	65,577,242,522 JPY	100.00 %

Statistics

Minimum Original Principal Balance	90,000 JPY
Maximum Original Principal Balance	25,000,000 JPY
Average Original Principal Balance	2,679,153 JPY

Distribution by Interest Rate paid by the Obligor

Interest Rate paid by the Obligor	Number of Loans	Percentage of Loans	Outstanding Discounted Principal Balance	Percentage of Balance
< 0.900 %	1,923	5.54 %	3,669,293,139 JPY	5.60 %
0.900 % < 1.500 %	6,295	18.14 %	14,886,363,549 JPY	22.70 %
1.500 % < 2.000 %	11,766	33.91 %	24,882,827,726 JPY	37.94 %
2.000 % < 2.500 %	313	0.90 %	549,618,938 JPY	0.84 %
2.500 % < 3.000 %	7,139	20.57 %	13,151,589,669 JPY	20.06 %
3.000 % < 3.500 %	1,252	3.61 %	1,069,386,598 JPY	1.63 %
3.500 % < 4.000 %	5,973	17.21 %	7,304,238,509 JPY	11.14 %
4.000 % < 4.500 %	41	0.12 %	63,924,394 JPY	0.10 %
4.500 % < 5.000 %	0	0.00 %	0 JPY	0.00 %
5.000 % or more	0	0.00 %	0 JPY	0.00 %
Total	34,702	100.00 %	65,577,242,522 JPY	100.00 %

Statistics	
Minimum Interest Rate	0.00 %
Maximum Interest Rate	4.49 %
Weighted Average Interest Rate	2.05 %

Distribution by Original Term

Length of Original Term (months)	Number of Loans	Percentage of Loans	Outstanding Discounted Principal Balance	Percentage of Balance
6 - 12	74	0.21 %	19,221,627 JPY	0.03 %
13 - 18	139	0.40 %	29,699,447 JPY	0.05 %
19 - 24	2,013	5.80 %	917,040,156 JPY	1.40 %
25 - 30	111	0.32 %	67,696,276 JPY	0.10 %
31 - 36	13,994	40.33 %	28,349,605,144 JPY	43.23 %
37 - 42	83	0.24 %	71,472,259 JPY	0.11 %
43 - 48	1,743	5.02 %	2,389,646,627 JPY	3.64 %
49 - 54	33	0.10 %	41,866,218 JPY	0.06 %
55 - 60	15,589	44.92 %	31,789,160,909 JPY	48.48 %
61 - 66	20	0.06 %	31,730,500 JPY	0.05 %
67 - 72	711	2.05 %	1,347,222,599 JPY	2.05 %
73 - 84	192	0.55 %	522,880,760 JPY	0.80 %
Total	34,702	100.00 %	65,577,242,522 JPY	100.00 %

Statistics	
Minimum Original Term in months	6
Maximum Original Term in months	84
Weighted Average Original Term in months	49.04

Distribution by Remaining Term

Length of Remaining Term (months)	Number of Loans	Percentage of Loans	Outstanding Discounted Principal Balance	Percentage of Balance
<= 12	7,393	21.30 %	7,988,935,894 JPY	12.18 %
13 - 18	4,772	13.75 %	8,253,292,786 JPY	12.59 %
19 - 24	5,220	15.04 %	11,362,680,052 JPY	17.33 %
25 - 30	2,882	8.30 %	5,755,447,195 JPY	8.78 %
31 - 36	1,979	5.70 %	3,809,355,901 JPY	5.81 %
37 - 42	4,237	12.21 %	8,713,076,016 JPY	13.29 %
43 - 48	5,616	16.18 %	13,025,665,197 JPY	19.86 %
49 - 54	1,823	5.25 %	4,588,392,275 JPY	7.00 %
55 - 60	632	1.82 %	1,649,671,463 JPY	2.52 %
61 - 66	98	0.28 %	270,947,643 JPY	0.41 %
67 - 72	44	0.13 %	135,552,556 JPY	0.21 %
73 - 84	6	0.02 %	24,225,544 JPY	0.04 %
Total	34,702	100.00 %	65,577,242,522 JPY	100.00 %

Statistics	
Minimum Remaining Term in months	1
Maximum Remaining Term in months	80
Weighted Average Remaining Term in months	30.70

Distribution by Seasoning

Seasoning (months)	Number of Loans	Percentage of Loans	Outstanding Discounted Principal Balance	Percentage of Balance
<= 12	6,851	19.74 %	15,943,579,302 JPY	24.31 %
13 - 18	11,040	31.81 %	23,039,502,762 JPY	35.13 %
19 - 24	7,753	22.34 %	14,323,636,622 JPY	21.84 %
25 - 30	3,565	10.27 %	5,739,675,912 JPY	8.75 %
31 - 36	3,006	8.66 %	3,970,004,712 JPY	6.05 %
37 - 42	788	2.27 %	949,080,449 JPY	1.45 %
43 - 48	956	2.75 %	1,047,304,457 JPY	1.60 %
49 - 54	482	1.39 %	414,258,849 JPY	0.63 %
55 - 60	242	0.70 %	144,025,710 JPY	0.22 %
61 - 66	8	0.02 %	4,094,346 JPY	0.01 %
67 - 72	11	0.03 %	2,079,401 JPY	0.00 %
73 - 84	0	0.00 %	0 JPY	0.00 %
Total	34,702	100.00 %	65,577,242,522 JPY	100.00 %

Statistics	
Minimum Seasoning in months	2
Maximum Seasoning in months	71
Weighted Average Seasoning in months	18.33

Distribution by Type of Car
Type of Car

Type of Car	Number of Loans	Percentage of Loans	Outstanding Discounted Principal Balance	Percentage of Balance
New	23,118	66.62 %	50,799,840,290 JPY	77.47 %
Used	11,584	33.38 %	14,777,402,232 JPY	22.53 %
Total	34,702	100.00 %	65,577,242,522 JPY	100.00 %

Type of Car: Only Balloon Loans

Type of Car	Number of Loans	Percentage of Loans	Outstanding Discounted Principal Balance	Percentage of Balance
New	21,620	79.87 %	48,645,893,640 JPY	84.06 %
Used	5,449	20.13 %	9,223,822,954 JPY	15.94 %
Total	27,069	100.00 %	57,869,716,594 JPY	100.00 %

Type of Car: Only Equal Instalment Loans

Type of Car	Number of Loans	Percentage of Loans	Outstanding Discounted Principal Balance	Percentage of Balance
New	1,498	19.63 %	2,153,946,650 JPY	27.95 %
Used	6,135	80.37 %	5,553,579,278 JPY	72.05 %
Total	7,633	100.00 %	7,707,525,928 JPY	100.00 %

Distribution by Brand and Model

Make	Model	Number of Loans	Percentage of Loans	Outstanding Discounted Principal Balance	Percentage of Balance
Audi	A1	1,211	3.49 %	1,717,326,360 JPY	2.62 %
	A3	3,114	8.97 %	5,854,205,770 JPY	8.93 %
	A4	2,598	7.49 %	6,575,802,162 JPY	10.03 %
	A5	551	1.59 %	1,425,249,668 JPY	2.17 %
	A6	815	2.35 %	2,338,115,638 JPY	3.57 %
	A7	302	0.87 %	1,174,542,813 JPY	1.79 %
	A8	84	0.24 %	358,291,918 JPY	0.55 %
	S1	122	0.35 %	282,719,030 JPY	0.43 %
	S3	417	1.20 %	1,184,244,248 JPY	1.81 %
	S4	100	0.29 %	321,394,779 JPY	0.49 %
	S5	66	0.19 %	246,459,736 JPY	0.38 %
	S6	38	0.11 %	197,492,419 JPY	0.30 %
	S7	30	0.09 %	135,182,901 JPY	0.21 %
	S8	18	0.05 %	97,530,748 JPY	0.15 %
	RS3	51	0.15 %	218,331,469 JPY	0.33 %
	RS4	17	0.05 %	69,531,021 JPY	0.11 %
	RS5	18	0.05 %	81,943,788 JPY	0.12 %
	RS6	13	0.04 %	66,547,043 JPY	0.10 %
	RS7	11	0.03 %	72,746,695 JPY	0.11 %
	Q2	38	0.11 %	129,151,118 JPY	0.20 %
	Q3	1,041	3.00 %	2,405,899,448 JPY	3.67 %
	Q5	672	1.94 %	2,046,909,124 JPY	3.12 %
	Q7	198	0.57 %	1,026,161,089 JPY	1.56 %
	RSQ3	23	0.07 %	107,396,860 JPY	0.16 %
TT	876	2.52 %	2,543,358,167 JPY	3.88 %	
R8	13	0.04 %	72,968,848 JPY	0.11 %	
AUDI OTHERS	0	0.00 %	0 JPY	0.00 %	
	Subtotal	12,437	35.84 %	30,749,502,860 JPY	46.89 %
Bentley	ARNAGE	0	0.00 %	0 JPY	0.00 %
	AZURE	0	0.00 %	0 JPY	0.00 %
	BENTAYGA	1	0.00 %	8,356,716 JPY	0.01 %
	CONTINENTAL	13	0.04 %	70,405,246 JPY	0.11 %
	FLYING SPUR	1	0.00 %	4,471,221 JPY	0.01 %
	MULSANNE	1	0.00 %	6,484,424 JPY	0.01 %
	BENTLEY OTHERS	0	0.00 %	0 JPY	0.00 %
		Subtotal	16	0.05 %	89,717,607 JPY
Lamborghini	AVENTADOR	2	0.01 %	7,984,336 JPY	0.01 %
	DIABLO	0	0.00 %	0 JPY	0.00 %
	GALLARDO	2	0.01 %	14,283,640 JPY	0.02 %
	HURACÁN	1	0.00 %	4,441,743 JPY	0.01 %
	MULCIELAGO	0	0.00 %	0 JPY	0.00 %
	LAMBORGHINI OTHERS	0	0.00 %	0 JPY	0.00 %
		Subtotal	5	0.01 %	26,709,719 JPY
VW	BETLE	2,256	6.50 %	3,410,996,642 JPY	5.20 %
	BORA	0	0.00 %	0 JPY	0.00 %
	EOS	0	0.00 %	0 JPY	0.00 %
	GOLF	8,715	25.11 %	14,317,397,415 JPY	21.83 %
	JETTA	15	0.04 %	4,992,481 JPY	0.01 %
	LUPO	0	0.00 %	0 JPY	0.00 %
	PASSAT	1,860	5.36 %	3,833,209,141 JPY	5.85 %
	POLO	4,711	13.58 %	5,842,451,121 JPY	8.91 %
	SCIROCCO	53	0.15 %	56,811,959 JPY	0.09 %
	SHARAN	772	2.22 %	1,520,046,264 JPY	2.32 %
	TIGUAN	669	1.93 %	1,267,844,577 JPY	1.93 %
	TOUAREG	94	0.27 %	227,831,362 JPY	0.35 %
	TOURAN	1,583	4.56 %	2,980,796,067 JPY	4.55 %
	UP	1,500	4.32 %	1,232,634,153 JPY	1.88 %
	VENTO	0	0.00 %	0 JPY	0.00 %
	VW OTHERS	0	0.00 %	0 JPY	0.00 %
	Subtotal	22,228	64.05 %	34,695,011,182 JPY	52.91 %
Non VW Group Vehicles		16	0.05 %	16,301,154 JPY	0.02 %
	Subtotal	16	0.05 %	16,301,154 JPY	0.02 %
Total		34,702	100.00 %	65,577,242,522 JPY	100.00 %

Geographic Distribution by Prefecture

Prefecture	Number of Loans	Percentage of Loans	Outstanding Discounted Principal Balance	Percentage of Balance
Tokyo	5,315	15.32 %	11,523,518,912 JPY	17.57 %
Kanagawa	3,417	9.85 %	6,624,487,630 JPY	10.10 %
Aichi	2,468	7.11 %	4,519,907,569 JPY	6.89 %
Saitama	2,308	6.65 %	4,412,536,656 JPY	6.73 %
Osaka	2,056	5.92 %	4,091,692,693 JPY	6.24 %
Chiba	1,539	4.43 %	2,809,982,113 JPY	4.28 %
Fukuoka	1,467	4.23 %	2,764,325,173 JPY	4.22 %
Hokkaido	1,290	3.72 %	2,643,676,461 JPY	4.03 %
Hyogo	1,374	3.96 %	2,576,170,064 JPY	3.93 %
Shizuoka	1,022	2.95 %	1,905,929,579 JPY	2.91 %
Ibaraki	1,058	3.05 %	1,903,110,978 JPY	2.90 %
Hiroshima	804	2.32 %	1,397,210,150 JPY	2.13 %
Tochigi	732	2.11 %	1,362,880,101 JPY	2.08 %
Kyoto	665	1.92 %	1,220,313,066 JPY	1.86 %
Gunma	684	1.97 %	1,091,201,974 JPY	1.66 %
Miyagi	602	1.73 %	1,079,695,967 JPY	1.65 %
Okayama	526	1.52 %	927,832,270 JPY	1.41 %
Gifu	528	1.52 %	914,101,900 JPY	1.39 %
Nagano	532	1.53 %	888,066,199 JPY	1.35 %
Mie	453	1.31 %	748,551,132 JPY	1.14 %
Fukushima	383	1.10 %	645,876,397 JPY	0.98 %
Niigata	390	1.12 %	620,773,708 JPY	0.95 %
Yamaguchi	349	1.01 %	612,153,057 JPY	0.93 %
Nara	314	0.90 %	583,474,383 JPY	0.89 %
Oita	323	0.93 %	576,154,945 JPY	0.88 %
Kumamoto	288	0.83 %	482,996,380 JPY	0.74 %
Ishikawa	294	0.85 %	482,450,604 JPY	0.74 %
Shiga	284	0.82 %	479,228,436 JPY	0.73 %
Yamanashi	250	0.72 %	470,446,821 JPY	0.72 %
Kagoshima	257	0.74 %	456,227,274 JPY	0.70 %
Toyama	261	0.75 %	439,666,541 JPY	0.67 %
Fukui	220	0.63 %	417,199,904 JPY	0.64 %
Wakayama	210	0.61 %	398,352,687 JPY	0.61 %
Yamagata	248	0.71 %	393,936,623 JPY	0.60 %
Kagawa	206	0.59 %	345,246,818 JPY	0.53 %
Nagasaki	172	0.50 %	317,250,308 JPY	0.48 %
Iwate	170	0.49 %	313,253,176 JPY	0.48 %
Tokushima	168	0.48 %	292,171,095 JPY	0.45 %
Miyazaki	154	0.44 %	267,832,822 JPY	0.41 %
Saga	146	0.42 %	264,230,640 JPY	0.40 %
Ehime	157	0.45 %	247,177,048 JPY	0.38 %
Shimane	116	0.33 %	225,670,547 JPY	0.34 %
Aomori	137	0.39 %	220,576,478 JPY	0.34 %
Akita	115	0.33 %	206,533,064 JPY	0.31 %
Tottori	117	0.34 %	192,194,290 JPY	0.29 %
Kouchi	81	0.23 %	139,589,805 JPY	0.21 %
Okinawa	52	0.15 %	81,388,084 JPY	0.12 %
Total	34,702	100.00 %	65,577,242,522 JPY	100.00 %

Distribution by Obligor Concentration
Distribution of Loan Contracts and Vehicles per Obligor

Contract Concentration	Number of Customers	Percentage of Customers	Number of Loans	Percentage of Loans	Outstanding Discounted Principal Balance	Percentage of Balance
1	33,369	96.71 %	33,369	96.16 %	62,583,633,400 JPY	95.43 %
2	1,046	3.03 %	1,221	3.52 %	2,694,395,204 JPY	4.11 %
3	77	0.22 %	91	0.26 %	246,739,030 JPY	0.38 %
4	8	0.02 %	15	0.04 %	29,634,601 JPY	0.05 %
5	3	0.01 %	4	0.01 %	14,510,829 JPY	0.02 %
6 - 10	2	0.01 %	2	0.01 %	8,329,458 JPY	0.01 %
11 or more	0	0.00 %	0	0.00 %	0 JPY	0.00 %
Total	34,505	100.00 %	34,702	100.00 %	65,577,242,522 JPY	100.00 %

Top 20 Obligor

Number	Number of Contracts	Outstanding Discounted Principal Balance	Percentage of Balance
1	2	14,173,041 JPY	0.02 %
2	2	12,453,127 JPY	0.02 %
3	2	12,324,309 JPY	0.02 %
4	2	11,318,482 JPY	0.02 %
5	2	11,247,855 JPY	0.02 %
6	2	10,162,341 JPY	0.02 %
7	2	9,719,016 JPY	0.01 %
8	1	9,668,763 JPY	0.01 %
9	1	9,564,770 JPY	0.01 %
10	1	9,438,410 JPY	0.01 %
11	1	9,426,641 JPY	0.01 %
12	1	9,415,973 JPY	0.01 %
13	1	9,337,265 JPY	0.01 %
14	2	9,310,482 JPY	0.01 %
15	1	9,251,527 JPY	0.01 %
16	1	9,234,359 JPY	0.01 %
17	2	9,180,796 JPY	0.01 %
18	1	9,069,239 JPY	0.01 %
19	1	9,033,643 JPY	0.01 %
20	2	8,971,170 JPY	0.01 %
Total 1 -20	30	202,301,209 JPY	0.31 %

Remarks:

Figures above are calculated based on each of the Sub-Servicers respectively and not across both of the Sub-Servicers.

Distribution by Contract Start Month

Origination Month	Number of Loans	Percentage of Loans	Outstanding Discounted Principal Balance	Percentage of Balance
12.2011	2	0.01 %	136,066 JPY	0.00 %
01.2012	3	0.01 %	280,149 JPY	0.00 %
02.2012	2	0.01 %	402,525 JPY	0.00 %
03.2012	1	0.00 %	141,131 JPY	0.00 %
04.2012	3	0.01 %	1,119,530 JPY	0.00 %
05.2012	2	0.01 %	458,129 JPY	0.00 %
06.2012	1	0.00 %	365,930 JPY	0.00 %
07.2012	1	0.00 %	447,048 JPY	0.00 %
08.2012	1	0.00 %	465,993 JPY	0.00 %
09.2012	3	0.01 %	2,357,246 JPY	0.00 %
10.2012	0	0.00 %	0 JPY	0.00 %
11.2012	2	0.01 %	982,080 JPY	0.00 %
12.2012	38	0.11 %	19,255,595 JPY	0.03 %
01.2013	37	0.11 %	23,607,780 JPY	0.04 %
02.2013	39	0.11 %	17,144,244 JPY	0.03 %
03.2013	70	0.20 %	42,415,415 JPY	0.06 %
04.2013	56	0.16 %	40,620,596 JPY	0.06 %
05.2013	79	0.23 %	56,691,815 JPY	0.09 %
06.2013	102	0.29 %	78,287,951 JPY	0.12 %
07.2013	73	0.21 %	58,893,889 JPY	0.09 %
08.2013	52	0.15 %	53,115,585 JPY	0.08 %
09.2013	97	0.28 %	82,857,725 JPY	0.13 %
10.2013	79	0.23 %	84,411,884 JPY	0.13 %
11.2013	97	0.28 %	106,409,565 JPY	0.16 %
12.2013	160	0.46 %	176,726,243 JPY	0.27 %
01.2014	118	0.34 %	127,970,862 JPY	0.20 %
02.2014	198	0.57 %	231,336,302 JPY	0.35 %
03.2014	295	0.85 %	308,662,932 JPY	0.47 %
04.2014	88	0.25 %	96,198,553 JPY	0.15 %
05.2014	117	0.34 %	123,262,174 JPY	0.19 %
06.2014	171	0.49 %	197,864,288 JPY	0.30 %
07.2014	122	0.35 %	142,458,862 JPY	0.22 %
08.2014	99	0.29 %	133,152,904 JPY	0.20 %
09.2014	168	0.48 %	216,456,576 JPY	0.33 %
10.2014	111	0.32 %	135,885,645 JPY	0.21 %
11.2014	129	0.37 %	170,436,799 JPY	0.26 %
12.2014	511	1.47 %	694,809,515 JPY	1.06 %
01.2015	372	1.07 %	449,014,389 JPY	0.68 %
02.2015	601	1.73 %	784,912,805 JPY	1.20 %
03.2015	1,077	3.10 %	1,443,571,912 JPY	2.20 %
04.2015	316	0.91 %	427,259,292 JPY	0.65 %
05.2015	552	1.59 %	799,150,534 JPY	1.22 %
06.2015	684	1.97 %	1,091,742,238 JPY	1.66 %
07.2015	530	1.53 %	803,113,502 JPY	1.22 %
08.2015	551	1.59 %	874,683,362 JPY	1.33 %
09.2015	797	2.30 %	1,391,924,003 JPY	2.12 %
10.2015	451	1.30 %	779,062,273 JPY	1.19 %
11.2015	518	1.49 %	954,986,765 JPY	1.46 %
12.2015	1,176	3.39 %	2,043,945,759 JPY	3.12 %
01.2016	1,047	3.02 %	1,905,851,433 JPY	2.91 %
02.2016	1,532	4.41 %	2,779,207,714 JPY	4.24 %
03.2016	2,335	6.73 %	4,328,057,649 JPY	6.60 %
04.2016	1,145	3.30 %	2,311,587,302 JPY	3.52 %
05.2016	1,520	4.38 %	2,995,232,780 JPY	4.57 %
06.2016	1,854	5.34 %	3,779,272,537 JPY	5.76 %
07.2016	1,638	4.72 %	3,322,435,169 JPY	5.07 %
08.2016	1,847	5.32 %	3,917,691,730 JPY	5.97 %
09.2016	2,533	7.30 %	5,417,855,582 JPY	8.26 %
10.2016	1,648	4.75 %	3,607,014,964 JPY	5.50 %
11.2016	2,241	6.46 %	5,046,992,618 JPY	7.70 %
12.2016	751	2.16 %	1,634,757,073 JPY	2.49 %
01.2017	574	1.65 %	1,318,288,737 JPY	2.01 %
02.2017	673	1.94 %	1,614,876,881 JPY	2.46 %
03.2017	999	2.88 %	2,328,112,794 JPY	3.55 %
04.2017	365	1.05 %	879,636,052 JPY	1.34 %
05.2017	393	1.13 %	983,675,497 JPY	1.50 %
06.2017	399	1.15 %	986,339,607 JPY	1.50 %
07.2017	205	0.59 %	471,510,418 JPY	0.72 %
08.2017	148	0.43 %	389,886,834 JPY	0.59 %
09.2017	103	0.30 %	289,502,791 JPY	0.44 %
10.2017	0	0.00 %	0 JPY	0.00 %
11.2017	0	0.00 %	0 JPY	0.00 %
Total	34,702	100.00 %	65,577,242,522 JPY	100.00 %

Distribution by Contract End Month

Maturity Month	Number of Loans	Percentage of Loans	Outstanding Discounted Principal Balance	Percentage of Balance
12.2017	480	1.38 %	441,887,361 JPY	0.67 %
01.2018	388	1.12 %	305,252,580 JPY	0.47 %
02.2018	612	1.76 %	550,811,719 JPY	0.84 %
03.2018	1,143	3.29 %	1,182,448,182 JPY	1.80 %
04.2018	367	1.06 %	343,850,184 JPY	0.52 %
05.2018	574	1.65 %	597,852,875 JPY	0.91 %
06.2018	799	2.30 %	927,042,530 JPY	1.41 %
07.2018	596	1.72 %	646,919,004 JPY	0.99 %
08.2018	525	1.51 %	635,131,355 JPY	0.97 %
09.2018	836	2.41 %	1,065,621,954 JPY	1.62 %
10.2018	469	1.35 %	558,184,312 JPY	0.85 %
11.2018	604	1.74 %	733,933,838 JPY	1.12 %
12.2018	878	2.53 %	1,335,895,828 JPY	2.04 %
01.2019	557	1.61 %	904,362,101 JPY	1.38 %
02.2019	777	2.24 %	1,262,412,434 JPY	1.93 %
03.2019	1,251	3.60 %	2,183,095,732 JPY	3.33 %
04.2019	566	1.63 %	1,130,209,055 JPY	1.72 %
05.2019	743	2.14 %	1,437,317,636 JPY	2.19 %
06.2019	960	2.77 %	1,983,966,858 JPY	3.03 %
07.2019	710	2.05 %	1,479,887,288 JPY	2.26 %
08.2019	737	2.12 %	1,558,051,674 JPY	2.38 %
09.2019	1,105	3.18 %	2,440,969,386 JPY	3.72 %
10.2019	728	2.10 %	1,592,745,710 JPY	2.43 %
11.2019	980	2.82 %	2,307,059,136 JPY	3.52 %
12.2019	526	1.52 %	1,076,268,163 JPY	1.64 %
01.2020	402	1.16 %	760,927,973 JPY	1.16 %
02.2020	540	1.56 %	1,064,460,026 JPY	1.62 %
03.2020	764	2.20 %	1,528,672,844 JPY	2.33 %
04.2020	264	0.76 %	555,515,657 JPY	0.85 %
05.2020	386	1.11 %	769,602,532 JPY	1.17 %
06.2020	398	1.15 %	823,076,386 JPY	1.26 %
07.2020	291	0.84 %	538,473,606 JPY	0.82 %
08.2020	337	0.97 %	650,939,855 JPY	0.99 %
09.2020	393	1.13 %	745,741,603 JPY	1.14 %
10.2020	251	0.72 %	464,882,998 JPY	0.71 %
11.2020	309	0.89 %	586,241,453 JPY	0.89 %
12.2020	442	1.27 %	866,036,163 JPY	1.32 %
01.2021	550	1.58 %	1,111,125,515 JPY	1.69 %
02.2021	806	2.32 %	1,689,527,121 JPY	2.58 %
03.2021	1,137	3.28 %	2,329,275,005 JPY	3.55 %
04.2021	566	1.63 %	1,202,243,579 JPY	1.83 %
05.2021	736	2.12 %	1,514,868,633 JPY	2.31 %
06.2021	807	2.33 %	1,802,372,826 JPY	2.75 %
07.2021	819	2.36 %	1,778,430,315 JPY	2.71 %
08.2021	929	2.68 %	2,097,392,158 JPY	3.20 %
09.2021	1,237	3.56 %	2,855,600,437 JPY	4.35 %
10.2021	788	2.27 %	1,908,535,138 JPY	2.91 %
11.2021	1,036	2.99 %	2,583,334,323 JPY	3.94 %
12.2021	313	0.90 %	775,486,140 JPY	1.18 %
01.2022	275	0.79 %	726,926,985 JPY	1.11 %
02.2022	319	0.92 %	813,540,546 JPY	1.24 %
03.2022	486	1.40 %	1,190,840,158 JPY	1.82 %
04.2022	205	0.59 %	502,948,164 JPY	0.77 %
05.2022	225	0.65 %	578,650,282 JPY	0.88 %
06.2022	209	0.60 %	545,790,263 JPY	0.83 %
07.2022	130	0.37 %	333,330,200 JPY	0.51 %
08.2022	145	0.42 %	396,393,653 JPY	0.60 %
09.2022	90	0.26 %	247,972,577 JPY	0.38 %
10.2022	27	0.08 %	56,506,130 JPY	0.09 %
11.2022	31	0.09 %	69,678,640 JPY	0.11 %
12.2022	24	0.07 %	67,905,486 JPY	0.10 %
01.2023	14	0.04 %	34,169,256 JPY	0.05 %
02.2023	19	0.05 %	54,009,120 JPY	0.08 %
03.2023	16	0.05 %	40,710,722 JPY	0.06 %
04.2023	9	0.03 %	23,148,121 JPY	0.04 %
05.2023	16	0.05 %	51,004,938 JPY	0.08 %
06.2023	15	0.04 %	46,030,916 JPY	0.07 %
07.2023	3	0.01 %	7,462,566 JPY	0.01 %
08.2023	7	0.02 %	20,449,447 JPY	0.03 %
09.2023	12	0.03 %	38,574,421 JPY	0.06 %
10.2023	5	0.01 %	18,756,471 JPY	0.03 %
11.2023	2	0.01 %	4,278,735 JPY	0.01 %
12.2023	2	0.01 %	9,577,765 JPY	0.01 %
01.2024	0	0.00 %	0 JPY	0.00 %
02.2024	2	0.01 %	6,722,178 JPY	0.01 %
03.2024	0	0.00 %	0 JPY	0.00 %
04.2024	1	0.00 %	3,450,336 JPY	0.01 %
05.2024	0	0.00 %	0 JPY	0.00 %
06.2024	0	0.00 %	0 JPY	0.00 %
07.2024	1	0.00 %	4,475,265 JPY	0.01 %
Total	34,702	100.00 %	65,577,242,522 JPY	100.00 %

Distribution by Monthly Payment

Monthly Payment	Number of Loans	Percentage of Loans	Outstanding Discounted Principal Balance	Percentage of Balance
<= 10,000 JPY	1,768	5.09 %	2,090,239,174 JPY	3.19 %
10,001 JPY - 20,000 JPY	6,481	18.68 %	8,458,326,600 JPY	12.90 %
20,001 JPY - 30,000 JPY	9,340	26.91 %	14,078,055,346 JPY	21.47 %
30,001 JPY - 40,000 JPY	6,896	19.87 %	12,894,668,388 JPY	19.66 %
40,001 JPY - 50,000 JPY	3,978	11.46 %	8,649,962,475 JPY	13.19 %
50,001 JPY - 60,000 JPY	2,309	6.65 %	5,680,310,746 JPY	8.66 %
60,001 JPY - 70,000 JPY	1,236	3.56 %	3,476,765,622 JPY	5.30 %
70,001 JPY - 80,000 JPY	697	2.01 %	2,177,556,467 JPY	3.32 %
80,001 JPY - 90,000 JPY	533	1.54 %	1,757,352,014 JPY	2.68 %
90,001 JPY - 100,000 JPY	399	1.15 %	1,444,661,632 JPY	2.20 %
100,001 JPY - 110,000 JPY	269	0.78 %	1,037,131,142 JPY	1.58 %
110,001 JPY - 120,000 JPY	194	0.56 %	851,328,589 JPY	1.30 %
120,001 JPY - 130,000 JPY	159	0.46 %	722,793,427 JPY	1.10 %
130,001 JPY - 140,000 JPY	97	0.28 %	469,080,176 JPY	0.72 %
140,001 JPY - 150,000 JPY	70	0.20 %	373,510,039 JPY	0.57 %
>= 150,001 JPY	276	0.80 %	1,415,500,685 JPY	2.16 %
Total	34,702	100.00 %	65,577,242,522 JPY	100.00 %

Distribution by Bonus Payment

Bonus Payment	Number of Loans	Percentage of Loans	Outstanding Discounted Principal Balance	Percentage of Balance
No Bonus Payment	20,960	60.40 %	38,548,509,941 JPY	58.78 %
1 JPY - 25,000 JPY	323	0.93 %	440,462,193 JPY	0.67 %
25,001 JPY - 50,000 JPY	3,426	9.87 %	5,305,969,794 JPY	8.09 %
50,001 JPY - 75,000 JPY	1,195	3.44 %	2,020,969,497 JPY	3.08 %
75,001 JPY - 100,000 JPY	4,743	13.67 %	9,064,419,082 JPY	13.82 %
100,001 JPY - 125,000 JPY	616	1.78 %	1,265,508,442 JPY	1.93 %
125,001 JPY - 150,000 JPY	1,828	5.27 %	4,288,924,427 JPY	6.54 %
150,001 JPY - 175,000 JPY	196	0.56 %	480,529,640 JPY	0.73 %
175,001 JPY - 200,000 JPY	885	2.55 %	2,396,220,783 JPY	3.65 %
200,001 JPY - 225,000 JPY	57	0.16 %	157,380,455 JPY	0.24 %
225,001 JPY - 250,000 JPY	208	0.60 %	638,957,988 JPY	0.97 %
250,001 JPY - 275,000 JPY	21	0.06 %	68,877,322 JPY	0.11 %
275,001 JPY - 300,000 JPY	150	0.43 %	519,676,459 JPY	0.79 %
300,001 JPY - 325,000 JPY	8	0.02 %	31,609,263 JPY	0.05 %
325,001 JPY - 350,000 JPY	33	0.10 %	121,279,010 JPY	0.18 %
350,001 JPY - 375,000 JPY	5	0.01 %	21,152,963 JPY	0.03 %
375,001 JPY - 400,000 JPY	17	0.05 %	78,637,307 JPY	0.12 %
400,001 JPY - 425,000 JPY	0	0.00 %	0 JPY	0.00 %
425,001 JPY - 450,000 JPY	8	0.02 %	31,849,756 JPY	0.05 %
450,001 JPY - 475,000 JPY	0	0.00 %	0 JPY	0.00 %
475,001 JPY - 500,000 JPY	17	0.05 %	68,567,239 JPY	0.10 %
500,001 JPY or more	6	0.02 %	27,740,961 JPY	0.04 %
Total	34,702	100.00 %	65,577,242,522 JPY	100.00 %

Distribution by Motor Type

Motor Type	Number of Loans	Percentage of Loans	Outstanding Discounted Principal Balance	Percentage of Balance
EA 189	0	0.00 %	0 JPY	0.00 %
Other	34,702	100.00 %	65,577,242,522 JPY	100.00 %
Total	34,702	100.00 %	65,577,242,522 JPY	100.00 %

Disclaimer

This presentation contains forward-looking statements and information on the business development of the Volkswagen Group. These statements may be spoken or written and can be recognized by terms such as "expects", "anticipates", "intends", "plans", "believes", "seeks", "estimates", "will", or words with similar meaning. These statements are based on assumptions relating to the development of the economies of individual countries, and in particular of the automotive industry, which we have made on the basis of the information available to us and which we consider to be realistic at the time of going to press. The estimates given involve a degree of risk, and the actual developments may differ from those forecast.

Consequently, any unexpected fall in demand or economic stagnation in our key sales markets, such as in Western Europe (and especially Germany) or in the USA, Brazil or China, will have a corresponding impact on the development of our business. The same applies in the event of a significant shift in current exchange rates relative to the US dollar, sterling, yen, Brazilian real, Chinese renminbi and Czech koruna.

If any of these or other risks occur, or if the assumptions underlying any of these statements prove incorrect, the actual results may significantly differ from those expressed or implied by such statements.

We do not update forward-looking statements retrospectively. Such statements are valid on the date of publication and can be superceded.

This information does not constitute an offer to exchange or sell or an offer to exchange or buy any securities.