

**Deal Name:** Driver Japan six

**Originator:** Volkswagen Financial Services Japan Ltd.  
Gotenyama Trust Tower 17F  
7-35 Kitashinagawa 4-chome, Shinagawa-ku  
Tokyo 140-0001, Japan

**Reporting Entity:** Volkswagen Financial Services Japan Ltd.  
Treasury Dept.  
Gotenyama Trust Tower 17F  
7-35 Kitashinagawa 4-chome, Shinagawa-ku  
Tokyo 140-0001, Japan  
Tel No.: +81(0)3-5792-7261  
Fax No.: +81(0)3-3280-7365  
E-mail: vwfsjp.abs@vwfs.com

**Trustor of the First Trust:  
Servicer:** Volkswagen Financial Services Japan Ltd.

**Trustee of the First Trust:  
Trustee of the Second Trust:** Deutsche Trust Company Limited Japan  
Sanno Park Tower, 11-1,  
Nagatacho 2-chome, Chiyoda-ku,  
Tokyo, 100-6172, Japan  
Trust Business Administration Department  
Tel No.: +81(0)3-5156-5637  
Fax No.: +81(0)3-5156-5658  
E-mail: DB\_Trust\_Trust@list.db.com



## Contents

Page	Tables of Contents
1	<a href="#">Front Page</a>
2	<a href="#">Contents</a>
3	<a href="#">Deal Overview</a>
4	<a href="#">Deal Overview: Counterparties I</a>
5	<a href="#">Deal Overview: Counterparties II</a>
6	<a href="#">Information regarding the TBI and ABL to the Second Trust</a>
7	<a href="#">Pool Information</a>
8	<a href="#">Available Distribution</a>
9	<a href="#">Waterfall</a>
10	<a href="#">Credit Enhancement</a>
11	<a href="#">Cumulative Gross Loss Ratio &amp; Performance Trigger</a>
12	<a href="#">Cumulative Gross Loss Ratio &amp; Performance Trigger (Chart)</a>
13	<a href="#">Default &amp; Delinquencies</a>
14	<a href="#">Run Out Schedule (Previous)</a>
15	<a href="#">Run Out Schedule</a>
16	<a href="#">Expected Amortization to the Second Trust</a>
17	<a href="#">Sub-Servicer</a>
18	<a href="#">Brand</a>
19	<a href="#">New and Used</a>
20	<a href="#">Product Type</a>
21	<a href="#">RV</a>
22	<a href="#">Brand New and Used</a>
23	<a href="#">Customer Type</a>
24	<a href="#">Outstanding Discounted Principal Balance</a>
25	<a href="#">Original Principal Amount</a>
26	<a href="#">Interest Rate paid by the Obligor</a>
27	<a href="#">Original Term</a>
28	<a href="#">Remaining Term</a>
29	<a href="#">Seasoning</a>
30	<a href="#">Type of Car</a>
31	<a href="#">Brand and Model</a>
32	<a href="#">Geographic Dist. by Prefecture</a>
33	<a href="#">Obligor Concentration</a>
34	<a href="#">Contract Start Month</a>
35	<a href="#">Contract End Month</a>
36	<a href="#">Monthly payment</a>
37	<a href="#">Bonus payment</a>
38	<a href="#">Mortor Type</a>

### Deal Overview

<b>Cut Off Date:</b>	2017/02/10		
<b>Trust Commencement Date:</b>	2017/02/23	<b>Legal Maturity of the First Trust:</b>	2025/06/27
<b>Monthly Period:</b>	2017/10/11	to	2017/11/10
<b>Reporting Date:</b>	2017/11/17		
<b>Reporting Frequency:</b>	monthly		
<b>Period No.:</b>	9		
<b>Remittance Date:</b>	2017/11/21		
<b>Advance Payment Date:</b>	2017/11/21		
<b>Cash Adjustment Date:</b>	2017/11/21		
<b>Additional Entrustment Date:</b>	2017/11/24		
<b>Trust Calculation Date:</b>	2017/11/24		
<b>Trust Calculation Period:</b>	2017/10/27	to	2017/11/24
<b>First Trust Payment Date:</b>	2017/11/27		
<b>Second Trust Payment Date:</b>	2017/11/28		
<b>Interest Calculation Period:</b>	2017/10/31	to	2017/11/28
<b>Next Reporting Date:</b>	2017/12/15		

### Pool information at the Initial Cut off Date

	Number of Contracts	Outstanding Discounted Principal Balance	Outstanding Nominal Balance
Outstanding Pool	30,757	64,171,706,472 JPY	67,028,993,300 JPY

Credit Type	Percentage of Loans	Outstanding Discounted Principal Balance	Percentage of Balance
Balloon	76.13 %	55,443,642,000 JPY	86.40 %
Equal Instalment Loan	23.87 %	8,728,064,472 JPY	13.60 %
<b>Total</b>	<b>100.00 %</b>	<b>64,171,706,472 JPY</b>	<b>100.00 %</b>

Type of Car	Percentage of Loans	Outstanding Discounted Principal Balance	Percentage of Balance
New	66.66 %	49,506,381,305 JPY	77.15 %
Used	33.34 %	14,665,325,167 JPY	22.85 %
<b>Total</b>	<b>100.00 %</b>	<b>64,171,706,472 JPY</b>	<b>100.00 %</b>

**Deal Overview: Counterparties I**

**Joint Lead Managers:**

**Shinsei Securities Co., Ltd.**  
 Nihonbashi Muromachi Nomura Building, 4-3,  
 Nihonbashi-muromachi 2-chome,  
 Chuo-ku,  
 Tokyo 103-0022, Japan

**BNP Paribas Securities (Japan) Limited**  
 GranTokyo North Tower, 9-1,  
 Marunouchi 1-chome,  
 Chiyoda-ku,  
 Tokyo 100-6740, Japan

**Trust Management Account Bank:**

**The Bank of Tokyo-Mitsubishi UFJ, Ltd.**  
 4-2 Toranomon 1-chome,  
 Minato-ku  
 Tokyo 105-0001, Japan

Rating								
Moody's			Fitch			R&I		
Long Term	Short Term	Outlook	Long Term	Short Term	Outlook	Long Term	Short Term	Outlook
n.a.	n.a.	n.a.	n.a.	n.a.	n.a.	n.a.	n.a.	n.a.
n.a.	n.a.	n.a.	n.a.	n.a.	n.a.	n.a.	n.a.	n.a.
A1	P-1	Stable	A	F1	Stable	AA-	a-1+	Stable

**Originator:**

**Trustor of the First Trust:**

**Servicer:**

**Volkswagen Financial Services Japan Ltd.**  
 Gotenyama Trust Tower 17F  
 7-35 Kitashinagawa 4-chome, Shinagawa-ku  
 Tokyo 140-0001, Japan

**Trustee of the First Trust:**

**Trustee of the Second Trust:**

**Deutsche Trust Company Limited Japan**  
 Attn.: Driver Japan Six  
 Trust Business Administration Department

**ABL Lender to the First Trust:**

**Trustor of the Second Trust:**

Shinsei Securities Co., Ltd.

**Seller of the Trust Beneficial**

**Interest of the Second Trust**

Shinsei Securities Co., Ltd.  
 BNP Paribas Securities (Japan) Limited

**Deal Overview: Counterparties II**

**Rating Agencies:**

**Moody's SF Japan K.K.**

Attn.: Driver Japan six  
 Structure Finance Group Monitoring Division  
 5-1 Atago 2-chome, Minato-ku  
 Tokyo 105-6220, Japan  
 E-mail: monitor.ms fj@moodys.com

**Fitch Ratings Japan Limited**

Attn.: Driver Japan six  
 Structured Finance  
 Kojimachi Crystal City East Wing 3rd Floor,  
 4-8 Kōjimachi, Chiyoda-ku,  
 Tokyo 102-0083, Japan  
 E-mail: tokyo.surveillance@fitchratings.com

**Rating and Investment Information, Inc.**

Attn.: Monitoring Group Department:  
 Structured Finance Department  
 TERRACE SQUARE, 3-22,  
 Kanda Nishikicho, Chiyoda-ku,  
 Tokyo 101-0054, Japan  
 E-mail: sfmonitor@r-i.co.jp

**Rating of VW**

**Volkswagen Financial Services AG**

**Volkswagen AG**

Rating								
Moody's			Fitch			R&I		
Short Term	Long Term	Outlook	Short Term	Long Term	Outlook	Short Term	Long Term	Outlook
P-2	A3	Negative	n.a.	n.a.	n.a.	n.a.	n.a.	n.a.
P-2	A3	Negative	F2	BBB+	Stable	n.a.	n.a.	n.a.

**Information regarding Trust Beneficial Interest of the Second Trust & Asset Backed Loan to the Second Trust**

**Rating Details**

**Rating at Issue Date**

	<u>TBI</u>	<u>ABL</u>
Moody's	Aaa(sf)	Aaa(sf)
Fitch	AAAsf	AAAsf
R&I	AAA	AAA

**Current Rating**

	<u>TBI</u>	<u>ABL</u>
Moody's	Aaa(sf)	Aaa(sf)
Fitch	AAAsf	AAAsf
R&I	AAA	AAA

**Information on TBI & ABL**

	<u>TBI</u>	<u>ABL</u>
Initial Balance	39,200,000,000 JPY	20,800,000,000 JPY
Expected Maturity Date	2021/04/28	2021/04/28
Legal Maturity of the Second Trust	2025/06/30	2025/06/30
Payment Dates	28th	28th
Business Day Convention	Modified Following	Modified Following
Listing	None	—

**Information on Interest**

	<u>TBI</u>	<u>ABL</u>
Fixed/ Floating	Fixed	Fixed
Current Coupon	0.19%	0.19%
Day Count Convention	30/360	30/360

**Selling Restriction**

The holders of the Beneficial Interest and the ABL Lenders\* are prohibited from dividing, assigning, pledging or creating any other security interest over any of the Beneficial Interest and the Asset Backed Loans without the prior written approval of the Trustee of the Second Trust.

(\*)The holders of the Beneficial Interest and the ABL Lenders are limited to specified investors (*tokutei toushika*) as defined under Paragraph 31 of Article 2 of the Financial Instruments and Exchange Act (Law no.25 of 1948 as amended).

**Clean-Up Call**

VWFS Japan as the Trustor of the First Trust has a right at its option to exercise a clean-up call to repurchase of all, but not part, of the outstanding Auto Loan Receivables from the Trustee of the First Trust on any Trust Calculation Date, the Discounted Principal Balance of all outstanding Auto Loan Receivables is expected to be less than ten percent (10%) of the Discounted Principal Balance of the Initial Auto Loan Receivables as of the Initial Cut-off Date after the distribution pursuant to Article 18.1 of the First Trust Agreement on the immediately following First Trust Payment Date.

**Pool Information**
**Pool Balance on Initial Cut-Off Date**

Status	Number of Contracts	Outstanding Discounted Principal Balance
Normal	30,757	64,171,706,472 JPY
Cancellation	0	0 JPY
Early Termination	0	0 JPY
Defaulted Receivables	0	0 JPY
Matured	0	0 JPY
Refinance Option	0	0 JPY
Repurchase	0	0 JPY
<b>Total</b>	<b>30,757</b>	<b>64,171,706,472 JPY</b>

**Pool Balance before entrustment of Additional Auto Loan Receivables**

Status	Number of Contracts on previous EoP	Outstanding Discounted Principal Balance on previous EoP	Number of Contracts "as Collections" during the relevant Monthly Period*	Outstanding Discounted Principal Balance "as Collections" during the relevant Monthly Period*	Number of Contracts EoP before entrustment of Additional Auto Loan Receivables	Outstanding Discounted Principal Balance EoP before entrustment of Additional Auto Loan Receivables
Normal	34,227	65,574,032,484 JPY	33,547	1,108,126,526 JPY	33,547	63,422,221,256 JPY
Cancellation	0	0 JPY	0	0 JPY	0	0 JPY
Early Termination	0	0 JPY	433	857,048,771 JPY	0	0 JPY
Defaulted Receivables	0	0 JPY	4	2,461,678 JPY	0	0 JPY
Matured	0	0 JPY	205	120,884,545 JPY	0	0 JPY
Refinance Option	0	0 JPY	38	63,289,708 JPY	0	0 JPY
Repurchase	0	0 JPY	0	0 JPY	0	0 JPY
<b>Total</b>	<b>34,227</b>	<b>65,574,032,484 JPY</b>	<b>34,227</b>	<b>2,151,811,228 JPY</b>	<b>33,547</b>	<b>63,422,221,256 JPY</b>

**Pool Balance after entrustment of Additional Auto Loan Receivables**

Status	Number of Contracts EoP before entrustment of Additional Auto Loan Receivables	Outstanding Discounted Principal Balance EoP before entrustment of Additional Auto Loan Receivables	Number of Contracts of Additional Auto Loan Receivables	Outstanding Discounted Principal Balance of Additional Auto Loan Receivables	Number of Contracts EoP after entrustment of Additional Auto Loan Receivables	Outstanding Discounted Principal Balance EoP after entrustment of Additional Auto Loan Receivables
Normal	33,547	63,422,221,256 JPY	938	2,152,917,472 JPY	34,485	65,575,138,728 JPY
Cancellation	0	0 JPY	0	0 JPY	0	0 JPY
Early Termination	0	0 JPY	0	0 JPY	0	0 JPY
Defaulted Receivables	0	0 JPY	0	0 JPY	0	0 JPY
Matured	0	0 JPY	0	0 JPY	0	0 JPY
Refinance Option	0	0 JPY	0	0 JPY	0	0 JPY
Repurchase	0	0 JPY	0	0 JPY	0	0 JPY
<b>Total</b>	<b>33,547</b>	<b>63,422,221,256 JPY</b>	<b>938</b>	<b>2,152,917,472 JPY</b>	<b>34,485</b>	<b>65,575,138,728 JPY</b>

**Limits on Eligibility Criteria**

Status Limits on Eligibility Criteria (v) (including Additional Entrustment)	Current Exposure in %	Limits in % of the aggregate Discounted Principal Balance of the Auto Loan Receivables outstanding	Status
(i) on Used Purchased Vehicle	22.51 %	35 %	OK
(ii) on Non-VW Vehicles	0.03 %	5 %	OK
(iii) on Balloon Payment	43.52 %	50 %	OK

### Outstanding Balances

**Monthly Period:** from 2017/10/11 to 2017/11/10  
**Reporting Date:** 2017/11/17  
**Trust Calculation Date:** 2017/11/24

### Outstanding Balances

	Number of Contracts	Aggregate Amount of the Discounted Principal Balance	Aggregate Amount of the Nominal Balance
Balance on the previous EoP	34,227	65,574,032,484 JPY	68,136,863,800 JPY
Balance after counting on the Collections during the relevant	33,547	63,422,221,256 JPY	65,843,100,800 JPY
Balance of Additional Auto Loan Receivables	938	2,152,917,472 JPY	2,250,759,800 JPY
<b>Aggregate Amount of Auto Loan Receivables</b>	<b>34,485</b>	<b>65,575,138,728 JPY</b>	<b>68,093,860,600 JPY</b>

### Collections

	Number of Contracts	Aggregate Amount of the Discounted Principal Balance	Aggregate Amount of the Nominal Balance
Collections: Amortization of current contracts	33,547	1,108,126,526 JPY	1,223,006,900 JPY
Collections: Cancellation	0	0 JPY	0 JPY
Collections: Early Termination	433	857,048,771 JPY	858,476,910 JPY
Collections: Defaulted Receivables	4	2,461,678 JPY	2,468,329 JPY
Collections: Matured	205	120,884,545 JPY	121,047,800 JPY
Collections: Refinance Option	38	63,289,708 JPY	63,370,000 JPY
Collections: Repurchase	0	0 JPY	0 JPY
<b>Sum</b>	<b>34,227</b>	<b>2,151,811,228 JPY</b>	<b>2,268,369,939 JPY</b>

### Available Distribution Amount

	Number of Contracts	Aggregate Amount of the Nominal Balance
(a) the Collections for the Monthly Period with respect to such Trust Calculation Date	34,227	2,268,369,939 JPY
(b) drawings from the Cash Collateral Ledger in accordance with Article 18.3 of the First Trust Agreement	0	0 JPY
(c) net investment earnings from Eligible Investments	0	0 JPY
(d) net proceeds from the sale or disposal of the Trust Assets of the First Trust	0	0 JPY
(e) any amount which is carried over from the immediately preceding Trust Calculation Date	0	0 JPY
<b>Sum</b>	<b>34,227</b>	<b>2,268,369,939 JPY</b>



## Waterfall

There is no distinction between principal and interest, and all collections go through a single priority of payments			
		Payment	Remaining Amount
Available Distribution Amount	plus	2,268,369,939 JPY	2,268,369,939 JPY
(a) an amount necessary for the payment of all taxes and public charges to be paid to the relevant public authority by the immediately following First Trust Payment Date.	less	0 JPY	2,268,369,939 JPY
(b) an amount necessary for the payment of all Fees for the Trustee of the First Trust to be paid to the Trustee of the First Trust by the immediately following First Trust Payment Date.	less	590,166 JPY	2,267,779,773 JPY
(c) an amount necessary for the payment of the Servicing Fee to be paid to the Servicer by the immediately following First Trust Payment Date.	less	59,016,629 JPY	2,208,763,144 JPY
(d) an amount necessary for the payment of the Trust Expenses of the First Trust as provided in Article 23.1 (including the Rating Fees, Costs of the Second Trust and those fees not otherwise covered by (b) or (c) above) to be paid to the relevant party by the immediately following First Trust Payment Date (including any amounts advanced by the Trustee of the First Trust pursuant to Article 23.3)	less	604,962 JPY	2,208,158,182 JPY
(e) an amount necessary for the payment of overdue and unpaid interest on the Asset Backed Loans to the First Trust (if any) to be paid to the Trustee of the Second Trust by the immediately following First Trust Payment Date.	less	0 JPY	2,208,158,182 JPY
(f) an amount necessary for the payment to the Trustee of the Second Trust of interest on the Asset Backed Loan to the First Trust accruing during the relevant Interest Calculation Period	less	9,500,000 JPY	2,198,658,182 JPY
(g) an amount necessary to top up the balance thereof until it is equal to the Cash Collateral Ledger Target Balance	less	0 JPY	2,198,658,182 JPY
(h) (i) prior to the expiration of the Revolving Period: an amount necessary for the redemption of any Additional Senior Beneficial Interest;	less	2,012,977,836 JPY	185,680,346 JPY
(ii) following the expiration of the Revolving Period and prior to the occurrence of an Early Amortization Event, an amount necessary for the payment to the Trustee of the Second Trust of the Asset Backed Loan Principal Payment Amount for the relevant First Trust Payment Date.			
(iii) following the occurrence of the Early Amortization Event, an amount necessary for the payment to the Trustee of the Second Trust of the remaining principal balance of the Asset Backed Loan to the First Trust.			
(i) an amount necessary for the payment to the Trustee of the First Trust of any Indemnified Amounts which are not compensated by the Trustor of the First Trust	less	0 JPY	185,680,346 JPY
(j) an amount necessary for the payment to the Subordinated Beneficiary of the Subordinated Beneficial Principal Payment Amount for the relevant First Trust Payment Date.	less	140,085,328 JPY	45,595,018 JPY
(k) (i) prior to the expiration of the Revolving Period, then (x) if a transfer is made under (j) above, such remaining amount will be transferred to the Expenses Distribution Ledger for payment to the Subordinated Beneficiary as a payment of earnings on the Subordinated Beneficial Interest, and such payment shall be made on the First Trust Payment Date immediately following such Trust Calculation Date or (y) if no transfer is made under (j) above, such remaining amount will be carried forward to the next Trust Calculation Date.	less	45,595,018 JPY	0 JPY
(ii) following the expiration of the Revolving Period and prior to the occurrence of an Early Amortization Event, then such remaining amount will be transferred to the Expenses Distribution Ledger for payment to the Subordinated Beneficiary as a payment of earnings on the Subordinated Beneficial Interest, and such payment shall be made on the First Trust Payment Date immediately following such Trust Calculation Date.			
(iii) following the occurrence of an Early Amortization Event, the remaining amount in the Trust Collection Ledger will be carried forward to the next Trust Calculation Date.			

## Credit Enhancement

### Subordinated Principal Balance as of the relevant First Trust Payment Date

	Percentage of Aggregate Discounted Principal Balance	Value
(i) the aggregate amount of the Discounted Principal Balance of all Auto Loan Receivables outstanding		65,575,138,728 JPY
(ii) Asset Backed Loan Principal Balance on the relevant First Trust Payment Date		60,000,000,000 JPY
Overcollateralization ( = (i) - (ii) )	8.50 %	5,575,138,728 JPY
Trust Collection Ledger which is carried over from the immediately preceding Trust Calculation Date	0.00 %	0 JPY
The amount in the Cash Collateral Ledger	0.53 %	345,000,000 JPY
Subordinated Principal Balance	9.03 %	5,920,138,728 JPY

### Trust Management Account (TMA)

	in JPY	+/-	in JPY (previous)
<b>Initial Balance on Cash Entrustment Date</b>	<b>345,000,000 JPY</b>		<b>0 JPY</b>
<b>Outstanding Balance on First Trust Payment Date</b>	<b>345,000,000 JPY</b>	<b>0 JPY</b>	<b>345,000,000 JPY</b>
(a) Expenses Distribution Ledger	0 JPY	0 JPY	0 JPY
(b) Trust Collection Ledger	0 JPY	0 JPY	0 JPY
(c) Cash Collateral Ledger	345,000,000 JPY	0 JPY	345,000,000 JPY
<b>Cash Collateral Ledger Target Balance</b>	<b>345,000,000 JPY</b>		

### Calculation of Credit Enhancement

Driver Japan six's Credit Enhancement consists of the items listed above in the Subordinated Principal Balance as of the relevant date of determination (immediately following the First Trust Payment Date). The result provides an absolute value, which will be applied to the (amortized) Aggregate Discounted Principal Balance as of the end of the relevant date.

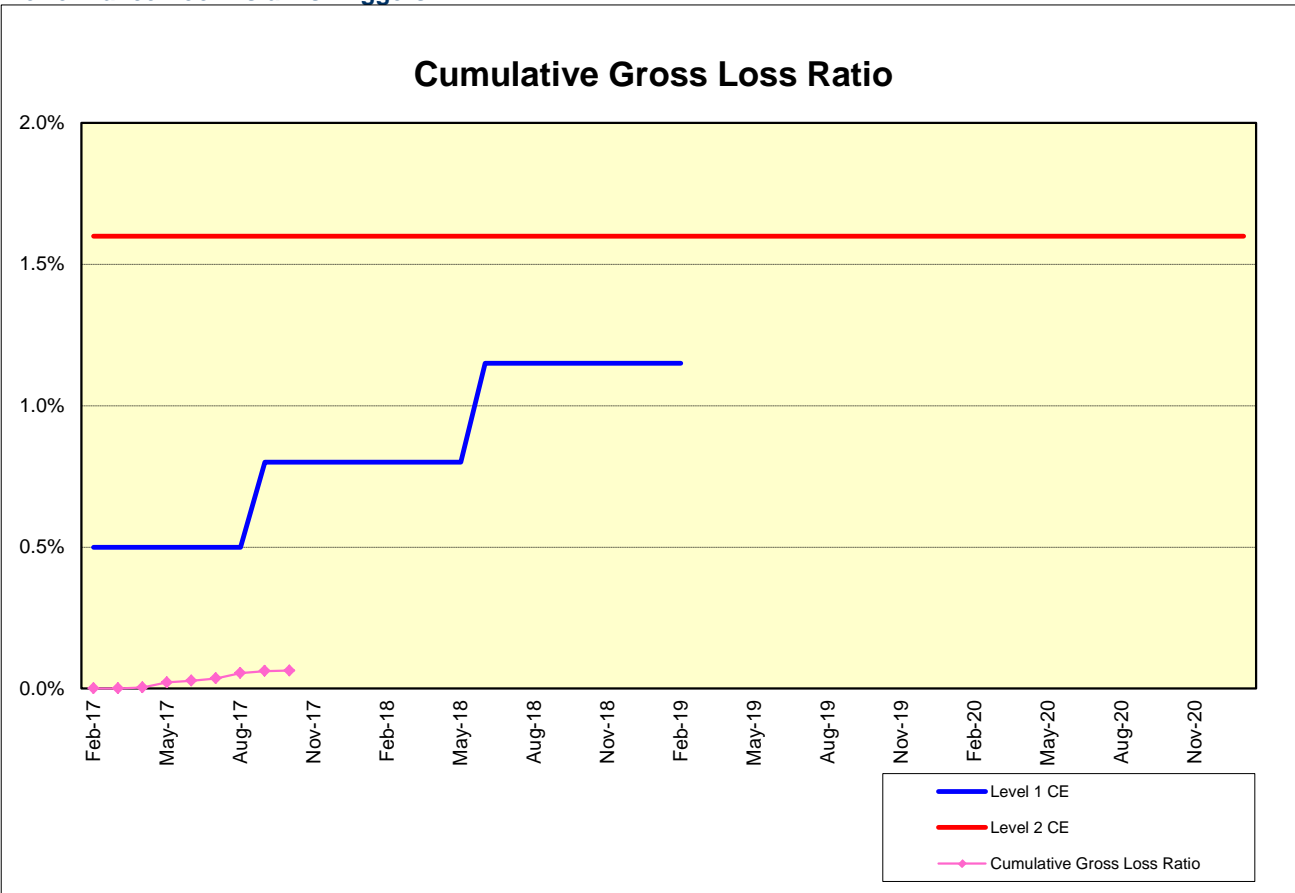
The transaction has a Revolving Period of 12 months until February 2018.

Asset Backed Loan Overcollateralization Percentage is (i) prior to the expiration of the Revolving Period, 8.5%, and (ii) following the expiration of the Revolving Period, 11.5%; provided, in each case no Credit Enhancement Increase Condition shall be in effect. After a Level 1 Credit Enhancement Increase Condition in effect, 17% and after a Level 2 Credit Enhancement Increase Condition is in effect, 100%.



**Cumulative Gross Loss & Cumulative Repurchased Receivables**

**Performance Pool vis-a-vis Triggers**



**Cumulative Repurchased Receivables**

	Number of Contracts	Repurchase Price
Beginning of Period	0	0 JPY
Repurchased Receivables	0	0 JPY
<b>End of Period</b>	<b>0</b>	<b>0 JPY</b>

### Defaulted and Delinquent Contracts

#### Information of Delinquencies and Defaults

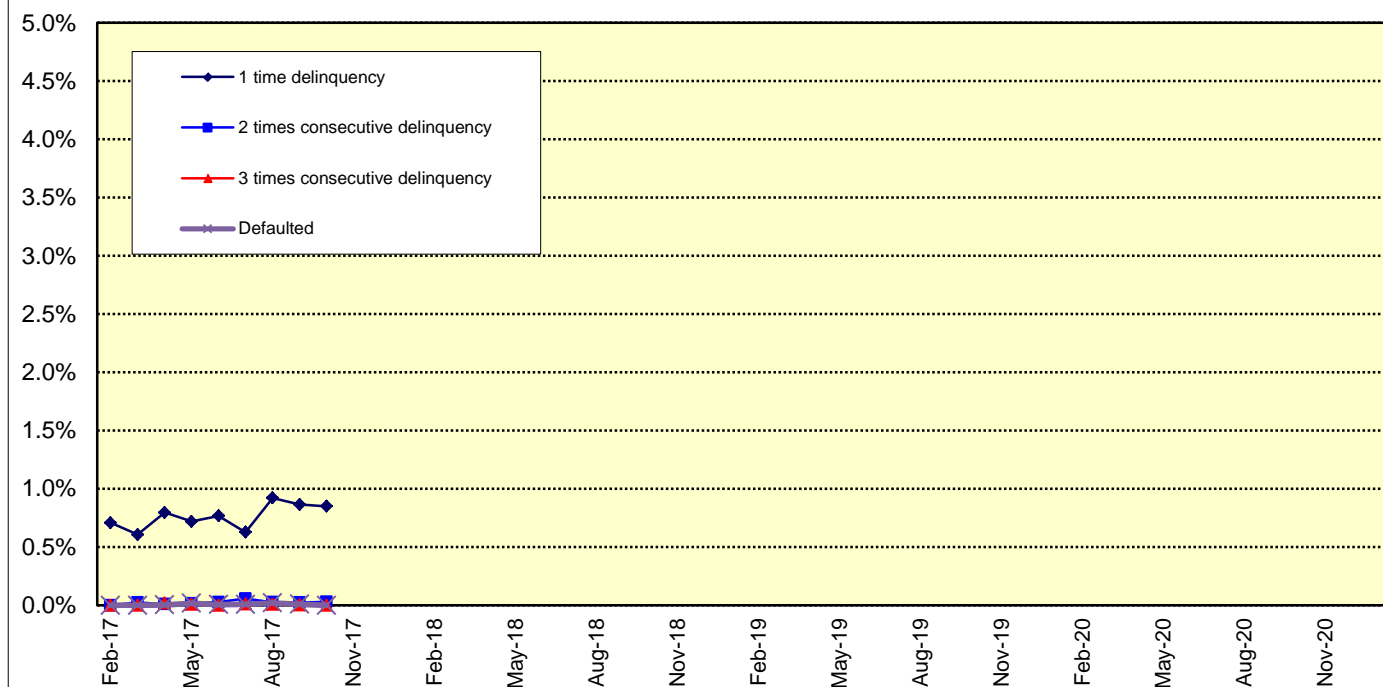
Current Reporting Period	Number of Contracts	Percentage of Contracts (*)	Outstanding Discounted Principal Balance	Percentage of Principal Balance (*)	Outstanding Nominal Balance	Percentage of Nominal Balance (*)
Delinquent	283	0.83 %	582,504,519 JPY	0.89 %	607,579,200 JPY	0.89 %
Default	4	0.01 %	2,461,678 JPY	0.00 %	2,468,329 JPY	0.00 %

(\*) Based on the previous EoP

#### Delinquency Profile (Information Purpose Only)

Days in Arrears	Number of Contracts	Percentage of Contracts	Outstanding Discounted Principal Balance	Percentage of Principal Balance	Outstanding Nominal Balance	Percentage of Nominal Balance
1	274	0.79 %	560,550,199 JPY	0.85 %	584,400,300 JPY	0.86 %
2	7	0.02 %	19,480,188 JPY	0.03 %	20,606,800 JPY	0.03 %
3	2	0.01 %	2,474,132 JPY	0.00 %	2,572,100 JPY	0.00 %
<b>Total</b>	<b>283</b>	<b>0.82 %</b>	<b>582,504,519 JPY</b>	<b>0.89 %</b>	<b>607,579,200 JPY</b>	<b>0.89 %</b>

#### Delinquent / Defaulted (Gross Loss) Ratio



Run Out Schedule

ROS on the previous EoP on 2017/10/10

Next Payment Month	Number of Contracts	ABS Outstanding Principal	ABS Outstanding Interest	Outstanding Installment	ABS Remaining Principal	ABS Remaining Interest	ABS Remaining Installment
09.2017	34,227	65,574,032,484 JPY	2,562,831,316 JPY	68,136,863,800 JPY	0 JPY	0 JPY	0 JPY
10.2017	34,227	64,264,237,966 JPY	2,446,229,134 JPY	66,710,467,100 JPY	1,309,794,518 JPY	116,602,182 JPY	1,426,396,700 JPY
11.2017	33,983	62,879,697,028 JPY	2,331,978,372 JPY	65,211,675,400 JPY	1,384,540,938 JPY	114,250,762 JPY	1,498,791,700 JPY
12.2017	33,653	60,221,580,211 JPY	2,220,199,389 JPY	62,441,779,600 JPY	2,658,116,817 JPY	111,778,983 JPY	2,769,895,800 JPY
01.2018	33,132	58,555,626,002 JPY	2,113,117,598 JPY	60,668,743,600 JPY	1,665,954,209 JPY	107,081,791 JPY	1,773,036,000 JPY
02.2018	32,725	56,979,581,542 JPY	2,009,060,458 JPY	58,988,642,000 JPY	1,576,044,460 JPY	104,057,140 JPY	1,680,101,600 JPY
03.2018	32,091	54,866,822,683 JPY	1,907,738,017 JPY	56,774,560,700 JPY	2,112,758,859 JPY	101,322,441 JPY	2,214,081,300 JPY
04.2018	30,922	53,567,265,379 JPY	1,809,712,421 JPY	55,376,977,800 JPY	1,299,557,304 JPY	98,025,596 JPY	1,397,582,900 JPY
05.2018	30,552	52,065,362,054 JPY	1,714,001,146 JPY	53,779,363,200 JPY	1,501,903,325 JPY	95,711,275 JPY	1,597,614,600 JPY
06.2018	29,969	49,865,606,705 JPY	1,620,859,795 JPY	51,486,466,500 JPY	2,199,755,349 JPY	93,141,351 JPY	2,292,896,700 JPY
07.2018	29,158	47,855,509,364 JPY	1,531,486,536 JPY	49,386,995,900 JPY	2,010,097,341 JPY	89,373,259 JPY	2,099,470,600 JPY
08.2018	28,564	46,330,805,474 JPY	1,445,740,426 JPY	47,776,545,900 JPY	1,524,703,890 JPY	85,746,110 JPY	1,610,450,000 JPY
09.2018	28,037	44,648,732,239 JPY	1,362,728,761 JPY	46,011,461,000 JPY	1,682,073,235 JPY	83,011,665 JPY	1,765,084,900 JPY
10.2018	27,191	43,382,851,577 JPY	1,282,651,923 JPY	44,665,503,500 JPY	1,265,880,662 JPY	80,076,838 JPY	1,345,957,500 JPY
11.2018	26,714	42,035,809,170 JPY	1,204,880,730 JPY	43,240,889,900 JPY	1,347,042,407 JPY	77,771,193 JPY	1,424,813,600 JPY
12.2018	26,107	39,468,867,672 JPY	1,129,496,528 JPY	40,598,364,200 JPY	2,566,941,498 JPY	75,384,202 JPY	2,642,325,700 JPY
01.2019	25,240	37,855,068,514 JPY	1,058,706,786 JPY	38,913,775,300 JPY	1,613,799,158 JPY	70,789,742 JPY	1,684,588,900 JPY
02.2019	24,693	36,290,481,002 JPY	990,825,898 JPY	37,281,306,900 JPY	1,564,587,512 JPY	67,880,888 JPY	1,632,468,400 JPY
03.2019	23,922	34,163,192,274 JPY	925,716,926 JPY	35,088,909,200 JPY	2,127,288,728 JPY	65,108,972 JPY	1,929,397,700 JPY
04.2019	22,675	32,739,724,951 JPY	864,258,149 JPY	33,603,983,100 JPY	1,423,467,323 JPY	61,458,777 JPY	1,484,926,100 JPY
05.2019	22,119	31,157,172,588 JPY	805,232,712 JPY	31,962,405,300 JPY	1,582,552,363 JPY	59,025,437 JPY	1,641,577,800 JPY
06.2019	21,379	28,926,297,643 JPY	748,864,357 JPY	29,675,162,000 JPY	2,230,874,945 JPY	56,368,355 JPY	2,287,243,300 JPY
07.2019	20,429	27,022,375,820 JPY	696,204,980 JPY	27,718,580,800 JPY	1,903,921,823 JPY	52,659,377 JPY	1,956,581,200 JPY
08.2019	19,734	25,450,433,017 JPY	646,770,783 JPY	26,097,203,800 JPY	1,571,942,803 JPY	49,434,197 JPY	1,621,377,000 JPY
09.2019	19,008	23,459,855,964 JPY	599,864,836 JPY	24,059,720,800 JPY	1,990,577,053 JPY	46,905,947 JPY	2,037,483,000 JPY
10.2019	17,890	22,037,239,461 JPY	556,005,039 JPY	22,593,244,500 JPY	1,422,616,503 JPY	43,859,797 JPY	1,466,476,300 JPY
11.2019	17,154	20,281,663,560 JPY	514,460,240 JPY	20,796,123,800 JPY	1,755,575,901 JPY	41,544,799 JPY	1,797,120,700 JPY
12.2019	16,183	18,812,590,742 JPY	475,579,858 JPY	19,288,170,600 JPY	1,469,072,818 JPY	38,880,382 JPY	1,507,953,200 JPY
01.2020	15,685	17,870,328,199 JPY	439,380,801 JPY	18,309,709,000 JPY	942,262,543 JPY	36,199,057 JPY	1,621,377,000 JPY
02.2020	15,306	17,001,316,382 JPY	404,939,618 JPY	17,406,256,000 JPY	869,011,817 JPY	34,441,183 JPY	903,453,000 JPY
03.2020	14,818	15,982,966,841 JPY	372,081,659 JPY	16,355,048,500 JPY	1,018,349,541 JPY	32,857,959 JPY	1,051,207,500 JPY
04.2020	14,127	15,344,903,630 JPY	340,989,170 JPY	15,685,892,800 JPY	638,063,211 JPY	31,092,489 JPY	669,155,700 JPY
05.2020	13,893	14,679,424,908 JPY	311,102,592 JPY	14,990,527,500 JPY	665,478,722 JPY	29,866,578 JPY	695,365,300 JPY
06.2020	13,549	13,835,058,198 JPY	282,487,702 JPY	14,117,545,900 JPY	844,366,710 JPY	28,614,890 JPY	872,981,600 JPY
07.2020	13,214	13,020,839,047 JPY	255,531,153 JPY	13,276,370,200 JPY	814,219,151 JPY	26,956,549 JPY	841,175,700 JPY
08.2020	12,962	12,449,025,978 JPY	230,190,822 JPY	12,679,216,800 JPY	571,813,069 JPY	25,340,331 JPY	597,153,400 JPY
09.2020	12,684	11,899,968,925 JPY	206,001,175 JPY	12,105,970,100 JPY	549,057,053 JPY	24,189,647 JPY	573,246,700 JPY
10.2020	12,326	11,408,344,932 JPY	182,941,868 JPY	11,591,286,800 JPY	491,623,993 JPY	23,059,307 JPY	514,683,300 JPY
11.2020	12,071	10,897,380,303 JPY	160,889,197 JPY	11,058,269,500 JPY	510,964,629 JPY	22,052,671 JPY	533,017,300 JPY
12.2020	11,761	9,942,851,572 JPY	139,895,928 JPY	10,082,747,500 JPY	954,528,731 JPY	20,993,269 JPY	975,522,000 JPY
01.2021	11,329	9,180,786,551 JPY	120,831,549 JPY	9,301,618,100 JPY	762,065,021 JPY	19,064,379 JPY	781,129,400 JPY
02.2021	10,789	8,343,553,889 JPY	103,224,011 JPY	8,446,777,900 JPY	837,232,662 JPY	17,607,538 JPY	854,840,200 JPY
03.2021	9,983	7,369,735,092 JPY	87,200,108 JPY	7,456,935,200 JPY	973,818,797 JPY	16,023,903 JPY	989,842,700 JPY
04.2021	8,845	6,805,985,513 JPY	72,997,787 JPY	6,878,983,300 JPY	563,749,579 JPY	14,202,321 JPY	577,951,900 JPY
05.2021	8,286	6,187,564,998 JPY	59,926,602 JPY	6,247,491,600 JPY	618,420,515 JPY	13,071,185 JPY	631,491,700 JPY
06.2021	7,567	5,422,147,445 JPY	48,067,355 JPY	5,470,214,800 JPY	765,417,553 JPY	11,859,247 JPY	777,276,800 JPY
07.2021	6,769	4,596,510,331 JPY	37,761,369 JPY	4,634,271,700 JPY	825,637,114 JPY	10,305,986 JPY	835,943,100 JPY
08.2021	5,965	3,847,872,864 JPY	29,045,136 JPY	3,876,918,000 JPY	748,637,467 JPY	8,716,233 JPY	757,353,700 JPY
09.2021	5,062	2,858,545,920 JPY	21,698,880 JPY	2,880,244,800 JPY	989,326,944 JPY	7,346,256 JPY	996,673,200 JPY
10.2021	3,841	2,231,561,079 JPY	16,223,721 JPY	2,247,784,800 JPY	626,984,841 JPY	5,475,159 JPY	632,460,000 JPY
11.2021	3,063	1,447,464,045 JPY	11,910,655 JPY	1,459,374,700 JPY	784,097,034 JPY	4,313,066 JPY	788,410,100 JPY
12.2021	2,037	1,137,559,613 JPY	9,016,387 JPY	1,146,576,000 JPY	309,904,432 JPY	2,894,268 JPY	312,798,700 JPY
01.2022	1,766	905,754,546 JPY	6,724,854 JPY	912,479,400 JPY	231,805,067 JPY	2,291,533 JPY	234,096,600 JPY
02.2022	1,516	682,309,995 JPY	4,899,305 JPY	687,209,300 JPY	223,444,551 JPY	1,825,549 JPY	225,270,100 JPY
03.2022	1,237	407,652,187 JPY	3,514,013 JPY	411,166,200 JPY	274,657,808 JPY	1,385,292 JPY	276,043,100 JPY
04.2022	847	291,134,605 JPY	2,620,295 JPY	293,754,900 JPY	116,517,582 JPY	893,718 JPY	117,411,300 JPY
05.2022	685	192,487,277 JPY	1,959,923 JPY	194,447,200 JPY	98,647,328 JPY	660,372 JPY	99,307,700 JPY
06.2022	522	113,551,810 JPY	1,491,890 JPY	115,043,700 JPY	78,935,467 JPY	468,033 JPY	79,403,500 JPY
07.2022	391	75,567,524 JPY	1,184,576 JPY	76,752,100 JPY	37,984,286 JPY	307,314 JPY	38,291,600 JPY
08.2022	323	60,884,207 JPY	967,093 JPY	61,851,300 JPY	14,683,317 JPY	217,483 JPY	14,900,800 JPY
09.2022	242	51,488,559 JPY	785,041 JPY	52,273,600 JPY	9,395,648 JPY	182,052 JPY	9,577,700 JPY
10.2022	192	43,844,669 JPY	628,431 JPY	44,473,100 JPY	7,643,890 JPY	156,610 JPY	7,800,500 JPY
11.2022	164	37,128,184 JPY	493,716 JPY	37,621,900 JPY	6,716,485 JPY	134,715 JPY	6,851,200 JPY
12.2022	132	27,631,719 JPY	378,681 JPY	28,010,400 JPY	9,496,465 JPY	115,035 JPY	9,611,500 JPY
01.2023	109	21,626,234 JPY	292,666 JPY	21,918,900 JPY	6,005,485 JPY	86,015 JPY	6,091,500 JPY
02.2023	95	17,567,845 JPY	224,955 JPY	17,792,800 JPY	4,058,389 JPY	67,711 JPY	4,126,100 JPY
03.2023	77	14,216,243 JPY	169,657 JPY	14,385,900 JPY	3,351,602 JPY	55,298 JPY	3,406,900 JPY
04.2023	65	11,252,501 JPY	124,699 JPY	11,377,200 JPY	2,963,742 JPY	44,958 JPY	3,008,700 JPY
05.2023	56	8,600,687 JPY	89,013 JPY	8,689,700 JPY	2,651,814 JPY	35,686 JPY	2,687,500 JPY
06.2023	41	6,374,945 JPY	61,655 JPY	6,436,600 JPY	2,225,742 JPY	27,358 JPY	2,253,100 JPY
07.2023	30	4,302,949 JPY	41,351 JPY	4,344,300 JPY	2,071,996 JPY	20,304 JPY	2,092,300 JPY
08.2023	28	2,620,753 JPY	27,647 JPY	2,648,400 JPY	1,682,196 JPY	13,704 JPY	1,695,900 JPY
09.2023	22	1,571,798 JPY	19,302 JPY	1,591,100 JPY	1,048,955 JPY	8,345 JPY	1,057,300 JPY
10.2023	10	1,126,205 JPY	14,295 JPY	1,140,500 JPY	445,593 JPY	5,007 JPY	450,600 JPY
11.2023	5	966,293 JPY	10,707 JPY	977,000 JPY	159,912 JPY	3,588 JPY	163,500 JPY
12.2023	3	557,371 JPY	7,629 JPY	565,000 JPY	408,922 JPY	3,078 JPY	412,000 JPY
01.2024	3	447,147 JPY	5,853 JPY	453,000 JPY	110,224 JPY	1,776 JPY	112,000 JPY
02.2024	3	336,571 JPY	4,429 JPY	341,000 JPY	110,576 JPY	1,424 JPY	112,000 JPY
03.2024	1	307,443 JPY	3,357 JPY	310,800 JPY	29,128 JPY	1,072 JPY	30,200 JPY
04.2024	1	278,222 JPY	2,378 JPY	280,600 JPY	29,221 JPY	979 JPY	30,200 JPY
05.2024	1	248,908 JPY	1,492 JPY	250,400 JPY	29,314 JPY	886 JPY	30,200 JPY
06.2024	1	219,501 JPY	699 JPY	220,200 JPY	29,407 JPY	793 JPY	30,200 JPY
07.2024	1	0 JPY	0 JPY	0 JPY	219,501 JPY	699 JPY	220,200 JPY

Run Out Schedule

ROS on the relevant EoP on 2017/11/10

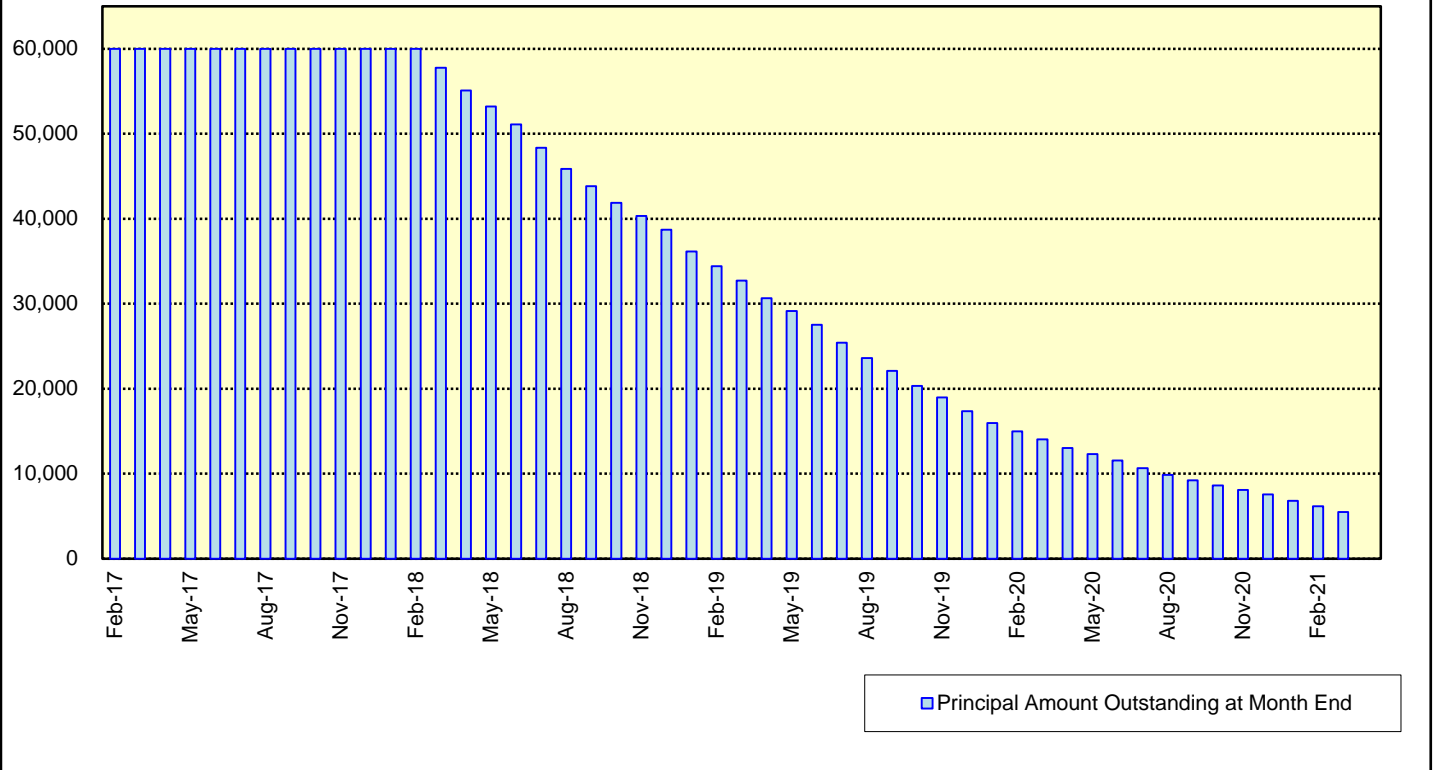
Next Payment Month	Number of Contracts	ABS Outstanding Principal	ABS Outstanding Interest	Outstanding Installment	ABS Remaining Principal	ABS Remaining Interest	ABS Remaining Installment
10.2017	34,485	65,575,138,728 JPY	2,518,721,872 JPY	68,093,860,600 JPY	0 JPY	0 JPY	0 JPY
11.2017	34,485	64,203,528,396 JPY	2,402,194,704 JPY	66,605,723,100 JPY	1,371,610,332 JPY	116,527,168 JPY	1,488,137,500 JPY
12.2017	34,176	61,556,419,887 JPY	2,288,122,313 JPY	63,844,542,200 JPY	2,647,108,509 JPY	114,072,391 JPY	2,761,180,900 JPY
01.2018	33,681	59,876,082,272 JPY	2,178,749,828 JPY	62,054,832,100 JPY	1,680,337,615 JPY	109,372,485 JPY	1,789,710,100 JPY
02.2018	33,283	58,289,124,614 JPY	2,072,429,086 JPY	60,361,553,700 JPY	1,586,957,658 JPY	106,320,742 JPY	1,693,278,400 JPY
03.2018	32,656	56,187,664,042 JPY	1,968,859,758 JPY	58,156,523,800 JPY	2,101,460,572 JPY	103,569,328 JPY	2,205,029,900 JPY
04.2018	31,497	54,869,499,156 JPY	1,868,586,844 JPY	56,738,086,000 JPY	1,318,164,886 JPY	100,272,914 JPY	1,418,437,800 JPY
05.2018	31,124	53,360,263,584 JPY	1,770,661,116 JPY	55,130,924,700 JPY	1,509,235,572 JPY	97,925,728 JPY	1,607,161,300 JPY
06.2018	30,544	51,143,783,997 JPY	1,675,327,503 JPY	52,819,111,500 JPY	2,216,479,587 JPY	95,333,613 JPY	2,311,813,200 JPY
07.2018	29,737	49,111,279,635 JPY	1,583,797,365 JPY	50,695,077,000 JPY	2,032,504,362 JPY	91,530,138 JPY	2,124,034,500 JPY
08.2018	29,144	47,565,227,598 JPY	1,495,935,402 JPY	49,061,163,000 JPY	1,546,052,037 JPY	87,861,963 JPY	1,633,914,000 JPY
09.2018	28,616	45,877,839,156 JPY	1,410,841,744 JPY	47,288,680,900 JPY	1,687,388,442 JPY	85,093,658 JPY	1,772,482,100 JPY
10.2018	27,780	44,596,468,785 JPY	1,328,692,015 JPY	45,925,160,800 JPY	1,281,370,371 JPY	82,149,729 JPY	1,363,520,100 JPY
11.2018	27,307	43,230,313,930 JPY	1,248,874,870 JPY	44,479,188,800 JPY	1,366,154,855 JPY	79,817,145 JPY	1,445,972,000 JPY
12.2018	26,703	40,630,584,679 JPY	1,171,483,121 JPY	41,802,067,800 JPY	2,599,729,251 JPY	77,391,749 JPY	2,677,121,000 JPY
01.2019	25,829	38,988,369,539 JPY	1,098,744,261 JPY	40,087,113,800 JPY	1,642,215,140 JPY	72,738,860 JPY	1,714,954,000 JPY
02.2019	25,281	37,401,131,206 JPY	1,028,963,194 JPY	38,430,094,400 JPY	1,587,238,333 JPY	69,781,067 JPY	1,657,019,400 JPY
03.2019	24,507	35,259,360,829 JPY	961,999,171 JPY	36,221,360,000 JPY	2,141,770,377 JPY	66,964,023 JPY	2,208,734,400 JPY
04.2019	23,252	33,815,095,295 JPY	898,714,105 JPY	34,713,809,400 JPY	1,444,265,534 JPY	63,285,066 JPY	1,507,550,600 JPY
05.2019	22,693	32,210,598,210 JPY	837,897,090 JPY	33,048,495,300 JPY	1,604,497,085 JPY	60,817,015 JPY	1,665,314,100 JPY
06.2019	21,950	29,948,379,741 JPY	779,771,259 JPY	30,728,151,000 JPY	2,262,218,469 JPY	58,125,831 JPY	2,320,344,300 JPY
07.2019	20,992	28,013,004,314 JPY	725,418,186 JPY	28,738,422,500 JPY	1,935,375,427 JPY	54,353,073 JPY	1,989,728,500 JPY
08.2019	20,288	26,421,001,633 JPY	674,340,867 JPY	27,095,342,500 JPY	1,592,002,681 JPY	51,077,319 JPY	1,643,080,000 JPY
09.2019	19,557	24,436,725,668 JPY	625,827,432 JPY	25,062,553,100 JPY	1,984,275,965 JPY	48,513,435 JPY	2,032,789,400 JPY
10.2019	18,456	22,993,319,861 JPY	580,347,939 JPY	23,573,667,800 JPY	1,443,405,807 JPY	45,479,493 JPY	1,488,885,300 JPY
11.2019	17,723	21,206,539,369 JPY	537,215,331 JPY	21,743,754,700 JPY	1,786,780,492 JPY	43,132,608 JPY	1,829,913,100 JPY
12.2019	16,744	19,674,939,690 JPY	496,787,210 JPY	20,171,726,900 JPY	1,531,599,679 JPY	40,428,121 JPY	1,572,027,800 JPY
01.2020	16,231	18,694,626,739 JPY	459,129,361 JPY	19,153,756,100 JPY	980,312,951 JPY	37,657,849 JPY	1,017,970,800 JPY
02.2020	15,840	17,769,986,335 JPY	423,287,865 JPY	18,193,274,200 JPY	924,640,404 JPY	35,841,496 JPY	967,481,900 JPY
03.2020	15,325	16,659,643,163 JPY	389,110,737 JPY	17,048,753,900 JPY	1,110,343,172 JPY	34,177,128 JPY	1,144,520,300 JPY
04.2020	14,592	15,981,926,667 JPY	356,828,033 JPY	16,338,754,700 JPY	677,716,496 JPY	32,282,704 JPY	709,999,200 JPY
05.2020	14,340	15,267,063,174 JPY	325,815,726 JPY	15,592,878,900 JPY	714,863,493 JPY	31,012,307 JPY	745,875,800 JPY
06.2020	13,972	14,355,443,071 JPY	296,144,629 JPY	14,651,587,700 JPY	911,620,103 JPY	29,671,097 JPY	941,291,200 JPY
07.2020	13,609	13,500,752,185 JPY	268,239,415 JPY	13,768,991,600 JPY	854,690,886 JPY	27,905,214 JPY	882,596,100 JPY
08.2020	13,335	12,872,373,665 JPY	242,022,535 JPY	13,114,396,200 JPY	628,378,520 JPY	26,216,880 JPY	654,595,400 JPY
09.2020	13,026	12,314,794,312 JPY	217,044,888 JPY	12,531,839,200 JPY	557,579,353 JPY	24,977,647 JPY	582,557,000 JPY
10.2020	12,670	11,815,583,468 JPY	193,213,532 JPY	12,008,797,000 JPY	499,210,844 JPY	23,831,356 JPY	523,042,200 JPY
11.2020	12,421	11,294,171,119 JPY	170,401,681 JPY	11,464,572,800 JPY	521,412,349 JPY	22,811,851 JPY	544,224,200 JPY
12.2020	12,112	10,319,638,776 JPY	148,668,024 JPY	10,468,306,800 JPY	974,532,343 JPY	21,733,657 JPY	996,260,000 JPY
01.2021	11,677	9,541,400,830 JPY	128,899,570 JPY	9,670,300,400 JPY	778,237,946 JPY	19,768,454 JPY	798,006,400 JPY
02.2021	11,134	8,697,354,134 JPY	110,618,066 JPY	8,807,972,200 JPY	844,046,696 JPY	18,281,504 JPY	862,328,200 JPY
03.2021	10,329	7,718,342,051 JPY	93,934,449 JPY	7,812,276,500 JPY	979,012,083 JPY	16,683,617 JPY	995,695,700 JPY
04.2021	9,193	7,143,216,749 JPY	79,080,051 JPY	7,222,296,800 JPY	575,125,302 JPY	14,854,398 JPY	589,979,700 JPY
05.2021	8,626	6,513,837,113 JPY	65,378,787 JPY	6,579,215,900 JPY	629,379,636 JPY	13,701,264 JPY	643,080,900 JPY
06.2021	7,906	5,736,251,923 JPY	52,910,077 JPY	5,789,162,000 JPY	777,585,190 JPY	12,468,710 JPY	790,053,900 JPY
07.2021	7,110	4,888,976,517 JPY	42,017,683 JPY	4,930,994,200 JPY	847,275,406 JPY	10,892,394 JPY	858,167,800 JPY
08.2021	6,296	4,120,842,251 JPY	32,755,249 JPY	4,153,597,500 JPY	768,134,266 JPY	9,262,434 JPY	777,396,700 JPY
09.2021	5,373	3,125,045,572 JPY	24,901,028 JPY	3,149,946,600 JPY	995,796,679 JPY	7,854,221 JPY	1,003,650,900 JPY
10.2021	4,147	2,483,734,938 JPY	18,928,362 JPY	2,502,663,300 JPY	641,310,634 JPY	5,972,666 JPY	647,283,300 JPY
11.2021	3,359	1,681,957,967 JPY	14,146,533 JPY	1,696,104,500 JPY	801,776,971 JPY	4,781,829 JPY	806,558,800 JPY
12.2021	2,327	1,340,827,327 JPY	10,811,473 JPY	1,351,638,800 JPY	341,130,640 JPY	3,335,060 JPY	344,465,700 JPY
01.2022	2,037	1,087,551,364 JPY	8,140,736 JPY	1,095,692,100 JPY	253,275,963 JPY	2,670,737 JPY	255,946,700 JPY
02.2022	1,770	838,395,681 JPY	5,979,019 JPY	844,374,700 JPY	249,155,683 JPY	2,161,717 JPY	251,317,400 JPY
03.2022	1,465	528,657,091 JPY	4,303,609 JPY	532,960,700 JPY	309,738,590 JPY	1,675,410 JPY	311,414,000 JPY
04.2022	1,022	398,975,732 JPY	3,181,368 JPY	402,157,100 JPY	129,681,359 JPY	1,122,241 JPY	130,803,600 JPY
05.2022	846	280,826,206 JPY	2,317,994 JPY	283,144,200 JPY	118,149,526 JPY	863,374 JPY	119,012,900 JPY
06.2022	656	166,208,901 JPY	1,683,299 JPY	167,892,200 JPY	114,617,305 JPY	634,695 JPY	115,252,000 JPY
07.2022	479	102,576,264 JPY	1,274,436 JPY	103,850,700 JPY	63,632,637 JPY	408,863 JPY	64,041,500 JPY
08.2022	373	63,183,693 JPY	1,003,507 JPY	64,187,200 JPY	39,392,571 JPY	270,929 JPY	39,663,500 JPY
09.2022	249	53,686,489 JPY	816,011 JPY	54,502,500 JPY	9,497,204 JPY	187,496 JPY	9,684,700 JPY
10.2022	201	45,912,489 JPY	654,111 JPY	46,566,600 JPY	7,774,000 JPY	161,900 JPY	7,935,900 JPY
11.2022	173	39,065,705 JPY	514,295 JPY	39,580,000 JPY	6,846,784 JPY	139,816 JPY	6,986,600 JPY
12.2022	142	28,925,150 JPY	394,350 JPY	29,319,500 JPY	10,140,555 JPY	119,945 JPY	10,260,500 JPY
01.2023	119	22,658,984 JPY	305,016 JPY	22,964,000 JPY	6,266,166 JPY	89,334 JPY	6,355,500 JPY
02.2023	105	18,339,310 JPY	234,590 JPY	18,573,900 JPY	4,319,674 JPY	70,426 JPY	4,390,100 JPY
03.2023	86	14,757,316 JPY	177,184 JPY	14,934,500 JPY	3,581,994 JPY	57,406 JPY	3,639,400 JPY
04.2023	71	11,694,914 JPY	130,686 JPY	11,825,600 JPY	3,062,402 JPY	46,498 JPY	3,108,900 JPY
05.2023	62	8,944,177 JPY	93,723 JPY	9,037,900 JPY	2,750,737 JPY	36,963 JPY	2,787,700 JPY
06.2023	46	6,629,550 JPY	65,350 JPY	6,694,900 JPY	2,314,627 JPY	28,373 JPY	2,343,000 JPY
07.2023	33	4,516,934 JPY	44,266 JPY	4,561,200 JPY	2,112,616 JPY	21,084 JPY	2,133,700 JPY
08.2023	29	2,780,208 JPY	29,892 JPY	2,810,100 JPY	1,736,726 JPY	14,374 JPY	1,751,100 JPY
09.2023	22	1,796,761 JPY	21,039 JPY	1,817,800 JPY	983,447 JPY	8,853 JPY	992,300 JPY
10.2023	11	1,307,985 JPY	15,315 JPY	1,323,300 JPY	488,776 JPY	5,724 JPY	494,500 JPY
11.2023	6	1,104,752 JPY	11,148 JPY	1,115,900 JPY	203,233 JPY	4,167 JPY	207,400 JPY
12.2023	4	557,371 JPY	7,629 JPY	565,000 JPY	547,381 JPY	3,519 JPY	550,900 JPY
01.2024	3	447,147 JPY	5,853 JPY	453,000 JPY	110,224 JPY	1,776 JPY	112,000 JPY
02.2024	3	336,571 JPY	4,429 JPY	341,000 JPY	110,576 JPY	1,424 JPY	112,000 JPY
03.2024	1	307,443 JPY	3,357 JPY	310,800 JPY	29,128 JPY	1,072 JPY	30,200 JPY
04.2024	1	278,222 JPY	2,378 JPY	280,600 JPY	29,221 JPY	979 JPY	30,200 JPY
05.2024	1	248,908 JPY	1,492 JPY	250,400 JPY	29,314 JPY	886 JPY	30,200 JPY
06.2024	1	219,501 JPY	699 JPY	220,200 JPY	29,407 JPY	793 JPY	30,200 JPY
07.2024	1	0 JPY	0 JPY	0 JPY	219,501 JPY	699 JPY	220,200 JPY

**Expected Amortisation**

**Expected Amortization to the Second Trust**

JPY mil.

Assuming a Clean-Up Call at 10% of the Initial Outstanding Balance, annual prepayments of 10% and 0% defaults.





**Distribution by Sub-Servicer**

Sub-Servicer	Number of Loans	Percentage of Loans	Outstanding Principal Balance	Percentage of Balance
Cedyna	20,422	59.22 %	39,768,692,011 JPY	60.65 %
Jaccs	14,063	40.78 %	25,806,446,717 JPY	39.35 %
<b>Total</b>	<b>34,485</b>	<b>100.00 %</b>	<b>65,575,138,728 JPY</b>	<b>100.00 %</b>

**Distribution by Brand**

Make	Number of Loans	Percentage of Loans	Outstanding Discounted Principal Balance	Percentage of Balance
VW	22,100	64.09 %	34,589,177,833 JPY	52.75 %
Audi	12,347	35.80 %	30,846,333,491 JPY	47.04 %
Bentley	16	0.05 %	94,358,547 JPY	0.14 %
Lamborghini	5	0.01 %	28,338,872 JPY	0.04 %
Other	17	0.05 %	16,929,985 JPY	0.03 %
<b>Total</b>	<b>34,485</b>	<b>100.00 %</b>	<b>65,575,138,728 JPY</b>	<b>100.00 %</b>

**Distribution by New and Used**
**Distribution by New and Used**

New or Used	Number of Loans	Percentage of Loans	Outstanding Discounted Principal Balance	Percentage of Balance
New	22,993	66.68 %	50,816,614,693 JPY	77.49 %
Used	8,732	25.32 %	13,377,998,015 JPY	20.40 %
Used (Prolonged)	2,760	8.00 %	1,380,526,020 JPY	2.11 %
<b>Total</b>	<b>34,485</b>	<b>100.00 %</b>	<b>65,575,138,728 JPY</b>	<b>100.00 %</b>

**Distribution by Brand New and Used**

New or Used	Number of Loans	Percentage of Loans	Outstanding Discounted Principal Balance	Percentage of Balance
VW New	15,198	44.07 %	28,275,794,283 JPY	43.12 %
VW Used	4,735	13.73 %	5,514,843,369 JPY	8.41 %
VW Used (Prolonged)	2,167	6.28 %	798,540,181 JPY	1.22 %
Audi New	7,783	22.57 %	22,473,032,605 JPY	34.27 %
Audi Used	3,971	11.52 %	7,791,315,047 JPY	11.88 %
Audi Used (Prolonged)	593	1.72 %	581,985,839 JPY	0.89 %
Other	38	0.11 %	139,627,404 JPY	0.21 %
<b>Total</b>	<b>34,485</b>	<b>100.00 %</b>	<b>65,575,138,728 JPY</b>	<b>100.00 %</b>

## Distribution by Product Type

### Loan Type List

Loan Type	Description
100	Volkswagen Owner's Plan
100	Audi Owner's Plan
100	Lamborghini Auto Loan
100	Bentley Auto Loan
101	Twin Loan
105	Refinanced Volkswagen Solutions
106	Refinanced Volkswagen Das Welt Auto with refinance option *
106	Refinanced Audi S-Loan/ S-Loan Plus
106	Refinanced Lamborghini Hyper Premium Plan
106	Refinanced Bentley My Flying B
140	Volkswagen Solutions
150	Volkswagen Das Welt Auto with refinance option **
150	Audi S-Loan
150	Lamborghini Hyper Premium Plan
150	Bentley My Flying B
151	Audi S-Loan Plus

(\*) The name was changed from "Refinanced Volkswagen GUC with refinance option" effective from 1 February 2012.

No other changes were made to auto loan agreements.

(\*\*) The name was changed from "Volkswagen GUC with refinance option" effective from 1 February 2012.

No other changes were made to auto loan agreements.

### Product Type

Loan Type	Number of Loans	Percentage of Loans	Outstanding Discounted Principal Balance	Percentage of Balance
100	4,855	14.08 %	6,382,012,645 JPY	9.73 %
101	0	0.00 %	0 JPY	0.00 %
105	2,087	6.05 %	781,713,126 JPY	1.19 %
106	673	1.95 %	598,812,894 JPY	0.91 %
140-VFJ	2,269	6.58 %	4,137,702,032 JPY	6.31 %
140-Dealer	11,766	34.12 %	22,595,667,874 JPY	34.46 %
150	12,132	35.18 %	29,037,526,980 JPY	44.28 %
151	703	2.04 %	2,041,703,177 JPY	3.11 %
<b>Total</b>	<b>34,485</b>	<b>100.00 %</b>	<b>65,575,138,728 JPY</b>	<b>100.00 %</b>

### Credit Type

Credit Type	Number of Loans	Percentage of Loans	Outstanding Discounted Principal Balance	Percentage of Balance
Balloon Type Loan	26,870	77.92 %	57,812,600,063 JPY	88.16 %
Equal Instalment Type Loan	7,615	22.08 %	7,762,538,665 JPY	11.84 %
<b>Total</b>	<b>34,485</b>	<b>100.00 %</b>	<b>65,575,138,728 JPY</b>	<b>100.00 %</b>

**Distribution by RV**

Loan Type	Number of Loans	Percentage of Balance	Outstanding Discounted Principal Balance
100/101/105/106	7,615	11.84 %	7,762,538,665 JPY
140-VFJ (excl. balloon)		3.41 %	2,233,058,738 JPY
140-VFJ (balloon)		2.90 %	1,904,643,294 JPY
140-VFJ	2,269	6.31 %	4,137,702,032 JPY
140-Dealer (excl. balloon)		18.77 %	12,310,638,957 JPY
140-Dealer (balloon)		15.68 %	10,285,028,917 JPY
140-Dealer	11,766	34.46 %	22,595,667,874 JPY
150 (excl. balloon)		21.41 %	14,037,656,485 JPY
150 (balloon)		22.87 %	14,999,870,495 JPY
150	12,132	44.28 %	29,037,526,980 JPY
151 (excl. balloon)		1.05 %	690,332,744 JPY
151 (balloon)		2.06 %	1,351,370,433 JPY
151	703	3.11 %	2,041,703,177 JPY
<b>Total</b>	<b>34,485</b>	<b>100.00 %</b>	<b>65,575,138,728 JPY</b>

Type of Payment Portion	Percentage of Balance	Outstanding Discounted Principal Balance
Monthly Installment Portion	56.48 %	37,034,225,589 JPY
Balloon Portion	43.52 %	28,540,913,139 JPY
<b>Total</b>	<b>100.00 %</b>	<b>65,575,138,728 JPY</b>

**Distribution by Brand New and Used**
**Audi**

New or Used	Number of Loans	Percentage of Loans	Outstanding Discounted Principal Balance	Percentage of Balance
New	7,783	63.04 %	22,473,032,605 JPY	72.85 %
Used	4,564	36.96 %	8,373,300,886 JPY	27.15 %
<b>Total</b>	<b>12,347</b>	<b>100.00 %</b>	<b>30,846,333,491 JPY</b>	<b>100.00 %</b>

**Bentley**

New or Used	Number of Loans	Percentage of Loans	Outstanding Discounted Principal Balance	Percentage of Balance
New	9	56.25 %	54,083,233 JPY	57.32 %
Used	7	43.75 %	40,275,314 JPY	42.68 %
<b>Total</b>	<b>16</b>	<b>100.00 %</b>	<b>94,358,547 JPY</b>	<b>100.00 %</b>

**Lamborghini**

New or Used	Number of Loans	Percentage of Loans	Outstanding Discounted Principal Balance	Percentage of Balance
New	3	60.00 %	13,704,572 JPY	48.36 %
Used	2	40.00 %	14,634,300 JPY	51.64 %
<b>Total</b>	<b>5</b>	<b>100.00 %</b>	<b>28,338,872 JPY</b>	<b>100.00 %</b>

**VW**

New or Used	Number of Loans	Percentage of Loans	Outstanding Discounted Principal Balance	Percentage of Balance
New	15,198	68.77 %	28,275,794,283 JPY	81.75 %
Used	6,902	31.23 %	6,313,383,550 JPY	18.25 %
<b>Total</b>	<b>22,100</b>	<b>100.00 %</b>	<b>34,589,177,833 JPY</b>	<b>100.00 %</b>

**OTHER**

New or Used	Number of Loans	Percentage of Loans	Outstanding Discounted Principal Balance	Percentage of Balance
New	0	0.00 %	0 JPY	0.00 %
Used	17	100.00 %	16,929,985 JPY	100.00 %
<b>Total</b>	<b>17</b>	<b>100.00 %</b>	<b>16,929,985 JPY</b>	<b>100.00 %</b>

### Distribution by Customer Type

#### Customer Type

Customer Type	Number of Loans	Percentage of Loans	Outstanding Discounted Principal Balance	Percentage of Balance
Retail	31,172	90.39 %	56,329,969,457 JPY	85.90 %
Corporate	3,313	9.61 %	9,245,169,271 JPY	14.10 %
<b>Total</b>	<b>34,485</b>	<b>100.00 %</b>	<b>65,575,138,728 JPY</b>	<b>100.00 %</b>

**Distribution by Outstanding Discounted Principal Balance**

Outstanding Discounted Principal Balance	Number of Loans	Percentage of Loans	Outstanding Discounted Principal Balance	Percentage of Balance
<= 500,000 JPY	3,271	9.49 %	889,886,567 JPY	1.36 %
500,001 JPY - 1,000,000 JPY	4,568	13.25 %	3,500,085,261 JPY	5.34 %
1,000,001 JPY - 1,500,000 JPY	6,605	19.15 %	8,319,556,247 JPY	12.69 %
1,500,001 JPY - 2,000,000 JPY	6,476	18.78 %	11,269,659,398 JPY	17.19 %
2,000,001 JPY - 2,500,000 JPY	5,124	14.86 %	11,474,680,836 JPY	17.50 %
2,500,001 JPY - 3,000,000 JPY	3,391	9.83 %	9,240,224,960 JPY	14.09 %
3,000,001 JPY - 3,500,000 JPY	1,860	5.39 %	6,006,986,514 JPY	9.16 %
3,500,001 JPY - 4,000,000 JPY	1,075	3.12 %	4,008,637,364 JPY	6.11 %
4,000,001 JPY - 4,500,000 JPY	742	2.15 %	3,141,795,884 JPY	4.79 %
4,500,001 JPY - 5,000,000 JPY	483	1.40 %	2,287,186,391 JPY	3.49 %
5,000,001 JPY - 6,000,000 JPY	507	1.47 %	2,748,164,029 JPY	4.19 %
6,000,001 JPY - 7,000,000 JPY	221	0.64 %	1,416,938,198 JPY	2.16 %
7,000,001 JPY - 8,000,000 JPY	105	0.30 %	779,853,751 JPY	1.19 %
8,000,001 JPY - 9,000,000 JPY	42	0.12 %	351,322,669 JPY	0.54 %
9,000,001 JPY - 10,000,000 JPY	15	0.04 %	140,160,659 JPY	0.21 %
>= 10,000,001 JPY	0	0.00 %	0 JPY	0.00 %
<b>Total</b>	<b>34,485</b>	<b>100.00 %</b>	<b>65,575,138,728 JPY</b>	<b>100.00 %</b>

**Statistics**

<b>Minimum</b> Outstanding Discounted Principal Balance	6,682 JPY
<b>Maximum</b> Outstanding Discounted Principal Balance	9,806,137 JPY
<b>Average</b> Outstanding Discounted Principal Balance	1,901,555 JPY



**Distribution by Original Principal Amount**

Original Principal Balance	Number of Loans	Percentage of Loans	Outstanding Discounted Principal Balance	Percentage of Balance
<= 500,000 JPY	514	1.49 %	97,756,998 JPY	0.15 %
500,001 JPY - 1,000,000 JPY	2,860	8.29 %	1,209,042,914 JPY	1.84 %
1,000,001 JPY - 1,500,000 JPY	3,752	10.88 %	3,210,458,171 JPY	4.90 %
1,500,001 JPY - 2,000,000 JPY	5,507	15.97 %	6,875,278,908 JPY	10.48 %
2,000,001 JPY - 2,500,000 JPY	5,642	16.36 %	9,132,306,084 JPY	13.93 %
2,500,001 JPY - 3,000,000 JPY	5,370	15.57 %	10,691,988,573 JPY	16.30 %
3,000,001 JPY - 3,500,000 JPY	3,705	10.74 %	8,751,541,173 JPY	13.35 %
3,500,001 JPY - 4,000,000 JPY	2,463	7.14 %	6,748,463,489 JPY	10.29 %
4,000,001 JPY - 4,500,000 JPY	1,380	4.00 %	4,340,259,868 JPY	6.62 %
4,500,001 JPY - 5,000,000 JPY	1,016	2.95 %	3,568,035,500 JPY	5.44 %
5,000,001 JPY - 6,000,000 JPY	1,068	3.10 %	4,349,669,725 JPY	6.63 %
6,000,001 JPY - 7,000,000 JPY	600	1.74 %	2,842,166,650 JPY	4.33 %
7,000,001 JPY - 8,000,000 JPY	273	0.79 %	1,516,773,286 JPY	2.31 %
8,000,001 JPY - 9,000,000 JPY	144	0.42 %	897,574,893 JPY	1.37 %
9,000,001 JPY - 10,000,000 JPY	82	0.24 %	601,718,014 JPY	0.92 %
>= 10,000,001 JPY	109	0.32 %	742,104,482 JPY	1.13 %
<b>Total</b>	<b>34,485</b>	<b>100.00 %</b>	<b>65,575,138,728 JPY</b>	<b>100.00 %</b>

**Statistics**

<b>Minimum</b> Original Principal Balance	90,000 JPY
<b>Maximum</b> Original Principal Balance	25,000,000 JPY
<b>Average</b> Original Principal Balance	2,676,346 JPY

**Distribution by Interest Rate paid by the Obligor**

Interest Rate paid by the Obligor	Number of Loans	Percentage of Loans	Outstanding Discounted Principal Balance	Percentage of Balance
< 0.900 %	2,017	5.85 %	3,856,117,852 JPY	5.88 %
0.900 % < 1.500 %	6,226	18.05 %	14,800,394,185 JPY	22.57 %
1.500 % < 2.000 %	11,622	33.70 %	24,786,413,749 JPY	37.80 %
2.000 % < 2.500 %	319	0.93 %	560,060,083 JPY	0.85 %
2.500 % < 3.000 %	7,021	20.36 %	13,001,207,614 JPY	19.83 %
3.000 % < 3.500 %	1,250	3.62 %	1,076,939,421 JPY	1.64 %
3.500 % < 4.000 %	5,990	17.37 %	7,429,429,161 JPY	11.33 %
4.000 % < 4.500 %	40	0.12 %	64,576,663 JPY	0.10 %
4.500 % < 5.000 %	0	0.00 %	0 JPY	0.00 %
5.000 % or more	0	0.00 %	0 JPY	0.00 %
<b>Total</b>	<b>34,485</b>	<b>100.00 %</b>	<b>65,575,138,728 JPY</b>	<b>100.00 %</b>

Statistics	
Minimum Interest Rate	0.00 %
Maximum Interest Rate	4.49 %
Weighted Average Interest Rate	2.05 %

**Distribution by Original Term**

Length of Original Term (months)	Number of Loans	Percentage of Loans	Outstanding Discounted Principal Balance	Percentage of Balance
6 - 12	88	0.26 %	18,156,006 JPY	0.03 %
13 - 18	150	0.43 %	33,006,039 JPY	0.05 %
19 - 24	2,006	5.82 %	940,612,148 JPY	1.43 %
25 - 30	112	0.32 %	69,280,062 JPY	0.11 %
31 - 36	14,030	40.68 %	28,622,702,302 JPY	43.65 %
37 - 42	82	0.24 %	70,595,765 JPY	0.11 %
43 - 48	1,724	5.00 %	2,398,358,519 JPY	3.66 %
49 - 54	33	0.10 %	42,875,525 JPY	0.07 %
55 - 60	15,340	44.48 %	31,465,131,709 JPY	47.98 %
61 - 66	20	0.06 %	32,384,133 JPY	0.05 %
67 - 72	707	2.05 %	1,349,196,270 JPY	2.06 %
73 - 84	193	0.56 %	532,840,250 JPY	0.81 %
<b>Total</b>	<b>34,485</b>	<b>100.00 %</b>	<b>65,575,138,728 JPY</b>	<b>100.00 %</b>

Statistics	
<b>Minimum</b> Original Term in months	6
<b>Maximum</b> Original Term in months	84
<b>Weighted Average</b> Original Term in months	48.92

**Distribution by Remaining Term**

Length of Remaining Term (months)	Number of Loans	Percentage of Loans	Outstanding Discounted Principal Balance	Percentage of Balance
<= 12	7,178	20.81 %	7,873,910,582 JPY	12.01 %
13 - 18	4,614	13.38 %	7,709,958,616 JPY	11.76 %
19 - 24	4,970	14.41 %	10,702,698,965 JPY	16.32 %
25 - 30	3,383	9.81 %	7,175,821,204 JPY	10.94 %
31 - 36	1,919	5.56 %	3,677,592,755 JPY	5.61 %
37 - 42	3,795	11.00 %	7,883,731,672 JPY	12.02 %
43 - 48	5,267	15.27 %	11,988,881,639 JPY	18.28 %
49 - 54	2,513	7.29 %	6,364,676,359 JPY	9.71 %
55 - 60	673	1.95 %	1,712,003,235 JPY	2.61 %
61 - 66	111	0.32 %	286,698,950 JPY	0.44 %
67 - 72	56	0.16 %	179,590,690 JPY	0.27 %
73 - 84	6	0.02 %	19,574,061 JPY	0.03 %
<b>Total</b>	<b>34,485</b>	<b>100.00 %</b>	<b>65,575,138,728 JPY</b>	<b>100.00 %</b>

<b>Statistics</b>	
<b>Minimum</b> Remaining Term in months	1
<b>Maximum</b> Remaining Term in months	81
<b>Weighted Average</b> Remaining Term in months	31.14

**Distribution by Seasoning**

Seasoning (months)	Number of Loans	Percentage of Loans	Outstanding Discounted Principal Balance	Percentage of Balance
<= 12	7,878	22.84 %	18,231,812,074 JPY	27.80 %
13 - 18	10,550	30.59 %	22,078,342,155 JPY	33.67 %
19 - 24	7,113	20.63 %	13,064,386,977 JPY	19.92 %
25 - 30	3,460	10.03 %	5,568,457,575 JPY	8.49 %
31 - 36	3,065	8.89 %	4,101,130,073 JPY	6.25 %
37 - 42	767	2.22 %	935,021,697 JPY	1.43 %
43 - 48	958	2.78 %	1,076,142,194 JPY	1.64 %
49 - 54	460	1.33 %	386,055,425 JPY	0.59 %
55 - 60	215	0.62 %	127,618,748 JPY	0.19 %
61 - 66	10	0.03 %	4,874,039 JPY	0.01 %
67 - 72	9	0.03 %	1,297,771 JPY	0.00 %
73 - 84	0	0.00 %	0 JPY	0.00 %
<b>Total</b>	<b>34,485</b>	<b>100.00 %</b>	<b>65,575,138,728 JPY</b>	<b>100.00 %</b>

Statistics	
Minimum Seasoning in months	2
Maximum Seasoning in months	71
Weighted Average Seasoning in months	17.79

**Distribution by Type of Car**
**Type of Car**

Type of Car	Number of Loans	Percentage of Loans	Outstanding Discounted Principal Balance	Percentage of Balance
New	22,993	66.68 %	50,816,614,693 JPY	77.49 %
Used	11,492	33.32 %	14,758,524,035 JPY	22.51 %
<b>Total</b>	<b>34,485</b>	<b>100.00 %</b>	<b>65,575,138,728 JPY</b>	<b>100.00 %</b>

**Type of Car: Only Balloon Loans**

Type of Car	Number of Loans	Percentage of Loans	Outstanding Discounted Principal Balance	Percentage of Balance
New	21,504	80.03 %	48,633,391,306 JPY	84.12 %
Used	5,366	19.97 %	9,179,208,757 JPY	15.88 %
<b>Total</b>	<b>26,870</b>	<b>100.00 %</b>	<b>57,812,600,063 JPY</b>	<b>100.00 %</b>

**Type of Car: Only Equal Instalment Loans**

Type of Car	Number of Loans	Percentage of Loans	Outstanding Discounted Principal Balance	Percentage of Balance
New	1,489	19.55 %	2,183,223,387 JPY	28.13 %
Used	6,126	80.45 %	5,579,315,278 JPY	71.87 %
<b>Total</b>	<b>7,615</b>	<b>100.00 %</b>	<b>7,762,538,665 JPY</b>	<b>100.00 %</b>

**Distribution by Brand and Model**

Make	Model	Number of Loans	Percentage of Loans	Outstanding Discounted Principal Balance	Percentage of Balance
<b>Audi</b>	A1	1,198	3.47 %	1,729,499,279 JPY	2.64 %
	A3	3,086	8.95 %	5,862,674,722 JPY	8.94 %
	A4	2,592	7.52 %	6,588,785,930 JPY	10.05 %
	A5	537	1.56 %	1,392,902,750 JPY	2.12 %
	A6	817	2.37 %	2,380,985,851 JPY	3.63 %
	A7	296	0.86 %	1,168,401,230 JPY	1.78 %
	A8	81	0.23 %	350,676,441 JPY	0.53 %
	S1	122	0.35 %	286,874,258 JPY	0.44 %
	S3	410	1.19 %	1,172,961,902 JPY	1.79 %
	S4	98	0.28 %	324,138,515 JPY	0.49 %
	S5	69	0.20 %	254,155,400 JPY	0.39 %
	S6	40	0.12 %	204,366,541 JPY	0.31 %
	S7	32	0.09 %	149,579,082 JPY	0.23 %
	S8	19	0.06 %	106,772,477 JPY	0.16 %
	RS3	52	0.15 %	222,778,428 JPY	0.34 %
	RS4	18	0.05 %	73,953,877 JPY	0.11 %
	RS5	18	0.05 %	84,048,084 JPY	0.13 %
	RS6	13	0.04 %	68,800,397 JPY	0.10 %
	RS7	12	0.03 %	79,099,168 JPY	0.12 %
	Q2	26	0.08 %	88,637,652 JPY	0.14 %
	Q3	1,037	3.01 %	2,424,353,431 JPY	3.70 %
	Q5	670	1.94 %	2,059,603,240 JPY	3.14 %
	Q7	200	0.58 %	1,038,472,276 JPY	1.58 %
	RSQ3	23	0.07 %	109,189,485 JPY	0.17 %
	TT	869	2.52 %	2,558,507,868 JPY	3.90 %
	R8	12	0.03 %	66,115,207 JPY	0.10 %
AUDI OTHERS	0	0.00 %	0 JPY	0.00 %	
	<b>Subtotal</b>	<b>12,347</b>	<b>35.80 %</b>	<b>30,846,333,491 JPY</b>	<b>47.04 %</b>
<b>Bentley</b>	ARNAGE	0	0.00 %	0 JPY	0.00 %
	AZURE	0	0.00 %	0 JPY	0.00 %
	BENTAYGA	1	0.00 %	8,494,994 JPY	0.01 %
	CONTINENTAL	13	0.04 %	73,990,841 JPY	0.11 %
	FLYING SPUR	1	0.00 %	4,961,646 JPY	0.01 %
	MULSANNE	1	0.00 %	6,911,066 JPY	0.01 %
	BENTLEY OTHERS	0	0.00 %	0 JPY	0.00 %
		<b>Subtotal</b>	<b>16</b>	<b>0.05 %</b>	<b>94,358,547 JPY</b>
<b>Lamborghini</b>	AVENTADOR	2	0.01 %	8,672,171 JPY	0.01 %
	DIABLO	0	0.00 %	0 JPY	0.00 %
	GALLARDO	2	0.01 %	14,859,720 JPY	0.02 %
	HURACÁN	1	0.00 %	4,806,981 JPY	0.01 %
	MULCIELAGO	0	0.00 %	0 JPY	0.00 %
	LAMBORGHINI OTHERS	0	0.00 %	0 JPY	0.00 %
		<b>Subtotal</b>	<b>5</b>	<b>0.01 %</b>	<b>28,338,872 JPY</b>
<b>VW</b>	BEEBLE	2,255	6.54 %	3,415,097,271 JPY	5.21 %
	BORA	0	0.00 %	0 JPY	0.00 %
	EOS	0	0.00 %	0 JPY	0.00 %
	GOLF	8,664	25.12 %	14,261,257,120 JPY	21.75 %
	JETTA	14	0.04 %	4,892,464 JPY	0.01 %
	LUPO	0	0.00 %	0 JPY	0.00 %
	PASSAT	1,843	5.34 %	3,829,121,092 JPY	5.84 %
	POLO	4,691	13.60 %	5,860,325,499 JPY	8.94 %
	SCIROCCO	54	0.16 %	58,310,290 JPY	0.09 %
	SHARAN	763	2.21 %	1,516,015,078 JPY	2.31 %
	TIGUAN	647	1.88 %	1,212,484,597 JPY	1.85 %
	TOUAREG	96	0.28 %	237,837,893 JPY	0.36 %
	TOURAN	1,556	4.51 %	2,940,519,362 JPY	4.48 %
	UP	1,517	4.40 %	1,253,317,167 JPY	1.91 %
	VENTO	0	0.00 %	0 JPY	0.00 %
	VW OTHERS	0	0.00 %	0 JPY	0.00 %
	<b>Subtotal</b>	<b>22,100</b>	<b>64.09 %</b>	<b>34,589,177,833 JPY</b>	<b>52.75 %</b>
<b>Non VW Group Vehicles</b>		17	0.05 %	16,929,985 JPY	0.03 %
	<b>Subtotal</b>	<b>17</b>	<b>0.05 %</b>	<b>16,929,985 JPY</b>	<b>0.03 %</b>
	<b>Total</b>	<b>34,485</b>	<b>100.00 %</b>	<b>65,575,138,728 JPY</b>	<b>100.00 %</b>

**Geographic Distribution by Prefecture**

Prefecture	Number of Loans	Percentage of Loans	Outstanding Discounted Principal Balance	Percentage of Balance
Tokyo	5,275	15.30 %	11,557,816,858 JPY	17.63 %
Kanagawa	3,389	9.83 %	6,584,255,320 JPY	10.04 %
Aichi	2,470	7.16 %	4,560,039,671 JPY	6.95 %
Saitama	2,291	6.64 %	4,392,616,553 JPY	6.70 %
Osaka	2,045	5.93 %	4,098,458,091 JPY	6.25 %
Chiba	1,514	4.39 %	2,784,106,460 JPY	4.25 %
Fukuoka	1,472	4.27 %	2,770,189,974 JPY	4.22 %
Hokkaido	1,279	3.71 %	2,642,994,733 JPY	4.03 %
Hyogo	1,368	3.97 %	2,601,669,342 JPY	3.97 %
Shizuoka	1,024	2.97 %	1,919,603,128 JPY	2.93 %
Ibaraki	1,052	3.05 %	1,907,443,390 JPY	2.91 %
Hiroshima	810	2.35 %	1,401,837,560 JPY	2.14 %
Tochigi	727	2.11 %	1,356,381,155 JPY	2.07 %
Kyoto	651	1.89 %	1,202,297,785 JPY	1.83 %
Miyagi	594	1.72 %	1,080,562,986 JPY	1.65 %
Gunma	674	1.95 %	1,080,666,845 JPY	1.65 %
Okayama	528	1.53 %	943,139,791 JPY	1.44 %
Gifu	526	1.53 %	921,114,419 JPY	1.40 %
Nagano	530	1.54 %	895,451,966 JPY	1.37 %
Mie	437	1.27 %	732,787,074 JPY	1.12 %
Fukushima	380	1.10 %	641,344,978 JPY	0.98 %
Niigata	389	1.13 %	621,404,376 JPY	0.95 %
Yamaguchi	342	0.99 %	602,515,205 JPY	0.92 %
Nara	313	0.91 %	580,481,546 JPY	0.89 %
Oita	320	0.93 %	568,665,612 JPY	0.87 %
Ishikawa	298	0.86 %	489,707,520 JPY	0.75 %
Kumamoto	292	0.85 %	486,901,638 JPY	0.74 %
Shiga	282	0.82 %	479,417,031 JPY	0.73 %
Yamanashi	248	0.72 %	470,957,500 JPY	0.72 %
Kagoshima	260	0.75 %	458,722,587 JPY	0.70 %
Toyama	257	0.75 %	427,145,068 JPY	0.65 %
Fukui	218	0.63 %	415,932,671 JPY	0.63 %
Yamagata	247	0.72 %	393,263,071 JPY	0.60 %
Wakayama	206	0.60 %	391,609,657 JPY	0.60 %
Kagawa	213	0.62 %	363,808,395 JPY	0.55 %
Nagasaki	171	0.50 %	316,175,060 JPY	0.48 %
Iwate	165	0.48 %	307,726,658 JPY	0.47 %
Tokushima	165	0.48 %	294,459,337 JPY	0.45 %
Miyazaki	152	0.44 %	267,222,964 JPY	0.41 %
Saga	142	0.41 %	261,790,545 JPY	0.40 %
Ehime	158	0.46 %	251,915,755 JPY	0.38 %
Shimane	114	0.33 %	224,344,408 JPY	0.34 %
Aomori	135	0.39 %	219,240,449 JPY	0.33 %
Tottori	119	0.35 %	193,466,194 JPY	0.30 %
Akita	110	0.32 %	190,104,006 JPY	0.29 %
Kouchi	82	0.24 %	141,968,889 JPY	0.22 %
Okinawa	51	0.15 %	81,414,507 JPY	0.12 %
<b>Total</b>	<b>34,485</b>	<b>100.00 %</b>	<b>65,575,138,728 JPY</b>	<b>100.00 %</b>



### Distribution by Obligor Concentration

#### Distribution of Loan Contracts and Vehicles per Obligor

Contract Concentration	Number of Customers	Percentage of Customers	Number of Loans	Percentage of Loans	Outstanding Discounted Principal Balance	Percentage of Balance
1	33,218	96.88 %	33,218	96.33 %	62,748,858,575 JPY	95.69 %
2	1,001	2.92 %	1,176	3.41 %	2,596,999,790 JPY	3.96 %
3	59	0.17 %	74	0.21 %	192,425,632 JPY	0.29 %
4	6	0.02 %	13	0.04 %	27,062,872 JPY	0.04 %
5	2	0.01 %	3	0.01 %	7,258,964 JPY	0.01 %
6 - 10	1	0.00 %	1	0.00 %	2,532,895 JPY	0.00 %
11 or more	0	0.00 %	0	0.00 %	0 JPY	0.00 %
<b>Total</b>	<b>34,287</b>	<b>100.00 %</b>	<b>34,485</b>	<b>100.00 %</b>	<b>65,575,138,728 JPY</b>	<b>100.00 %</b>

#### Top 20 Obligor

Number	Number of Contracts	Outstanding Discounted Principal Balance	Percentage of Balance
1	2	14,383,822 JPY	0.02 %
2	2	12,730,913 JPY	0.02 %
3	2	12,414,056 JPY	0.02 %
4	2	11,396,226 JPY	0.02 %
5	2	10,353,123 JPY	0.02 %
6	2	10,017,071 JPY	0.02 %
7	2	9,857,025 JPY	0.02 %
8	1	9,806,137 JPY	0.01 %
9	1	9,736,063 JPY	0.01 %
10	1	9,636,746 JPY	0.01 %
11	1	9,593,655 JPY	0.01 %
12	2	9,561,231 JPY	0.01 %
13	1	9,552,814 JPY	0.01 %
14	1	9,490,823 JPY	0.01 %
15	1	9,402,229 JPY	0.01 %
16	1	9,364,484 JPY	0.01 %
17	1	9,218,479 JPY	0.01 %
18	1	9,177,740 JPY	0.01 %
19	1	9,120,297 JPY	0.01 %
20	2	9,105,939 JPY	0.01 %
<b>Total 1 -20</b>	<b>29</b>	<b>203,918,873 JPY</b>	<b>0.31 %</b>

Remarks:

Figures above are calculated based on each of the Sub-Servicers respectively and not across both of the Sub-Servicers.

### Distribution by Contract Start Month

Origination Month	Number of Loans	Percentage of Loans	Outstanding Discounted Principal Balance	Percentage of Balance
11.2011	1	0.00 %	71,887 JPY	0.00 %
12.2011	2	0.01 %	191,994 JPY	0.00 %
01.2012	3	0.01 %	394,801 JPY	0.00 %
02.2012	2	0.01 %	462,891 JPY	0.00 %
03.2012	1	0.00 %	176,198 JPY	0.00 %
04.2012	2	0.01 %	521,333 JPY	0.00 %
05.2012	2	0.01 %	533,842 JPY	0.00 %
06.2012	1	0.00 %	403,339 JPY	0.00 %
07.2012	1	0.00 %	464,905 JPY	0.00 %
08.2012	1	0.00 %	483,804 JPY	0.00 %
09.2012	3	0.01 %	2,466,816 JPY	0.00 %
10.2012	0	0.00 %	0 JPY	0.00 %
11.2012	27	0.08 %	16,964,298 JPY	0.03 %
12.2012	39	0.11 %	21,340,389 JPY	0.03 %
01.2013	37	0.11 %	24,921,608 JPY	0.04 %
02.2013	40	0.12 %	18,675,058 JPY	0.03 %
03.2013	72	0.21 %	45,717,395 JPY	0.07 %
04.2013	57	0.17 %	43,557,191 JPY	0.07 %
05.2013	79	0.23 %	57,681,784 JPY	0.09 %
06.2013	102	0.30 %	81,951,449 JPY	0.12 %
07.2013	73	0.21 %	61,883,944 JPY	0.09 %
08.2013	51	0.15 %	54,269,645 JPY	0.08 %
09.2013	98	0.28 %	86,711,412 JPY	0.13 %
10.2013	79	0.23 %	86,863,365 JPY	0.13 %
11.2013	101	0.29 %	110,829,875 JPY	0.17 %
12.2013	163	0.47 %	185,384,199 JPY	0.28 %
01.2014	118	0.34 %	132,325,469 JPY	0.20 %
02.2014	198	0.57 %	237,284,649 JPY	0.36 %
03.2014	299	0.87 %	323,454,637 JPY	0.49 %
04.2014	90	0.26 %	100,160,337 JPY	0.15 %
05.2014	117	0.34 %	126,714,346 JPY	0.19 %
06.2014	171	0.50 %	202,503,743 JPY	0.31 %
07.2014	122	0.35 %	146,489,463 JPY	0.22 %
08.2014	98	0.28 %	135,428,773 JPY	0.21 %
09.2014	169	0.49 %	223,725,035 JPY	0.34 %
10.2014	116	0.34 %	149,872,718 JPY	0.23 %
11.2014	326	0.95 %	394,950,969 JPY	0.60 %
12.2014	529	1.53 %	739,600,832 JPY	1.13 %
01.2015	381	1.10 %	473,219,786 JPY	0.72 %
02.2015	616	1.79 %	827,812,443 JPY	1.26 %
03.2015	1,097	3.18 %	1,515,673,325 JPY	2.31 %
04.2015	322	0.93 %	450,220,824 JPY	0.69 %
05.2015	564	1.64 %	826,223,596 JPY	1.26 %
06.2015	687	1.99 %	1,121,989,152 JPY	1.71 %
07.2015	530	1.54 %	823,076,367 JPY	1.26 %
08.2015	554	1.61 %	903,297,268 JPY	1.38 %
09.2015	803	2.33 %	1,443,650,368 JPY	2.20 %
10.2015	450	1.30 %	790,701,624 JPY	1.21 %
11.2015	553	1.60 %	990,415,715 JPY	1.51 %
12.2015	1,175	3.41 %	2,077,949,400 JPY	3.17 %
01.2016	1,046	3.03 %	1,941,267,799 JPY	2.96 %
02.2016	1,542	4.47 %	2,840,767,344 JPY	4.33 %
03.2016	2,347	6.81 %	4,423,285,095 JPY	6.75 %
04.2016	1,144	3.32 %	2,346,158,681 JPY	3.58 %
05.2016	1,524	4.42 %	3,035,102,164 JPY	4.63 %
06.2016	1,861	5.40 %	3,856,030,782 JPY	5.88 %
07.2016	1,641	4.76 %	3,378,208,417 JPY	5.15 %
08.2016	1,852	5.37 %	3,966,593,106 JPY	6.05 %
09.2016	2,528	7.33 %	5,496,249,005 JPY	8.38 %
10.2016	1,654	4.80 %	3,669,535,863 JPY	5.60 %
11.2016	2,259	6.55 %	5,100,094,708 JPY	7.78 %
12.2016	698	2.02 %	1,542,763,926 JPY	2.35 %
01.2017	546	1.58 %	1,271,359,230 JPY	1.94 %
02.2017	618	1.79 %	1,514,050,372 JPY	2.31 %
03.2017	912	2.64 %	2,160,648,272 JPY	3.29 %
04.2017	314	0.91 %	780,787,597 JPY	1.19 %
05.2017	324	0.94 %	835,402,203 JPY	1.27 %
06.2017	314	0.91 %	775,038,273 JPY	1.18 %
07.2017	146	0.42 %	340,926,373 JPY	0.52 %
08.2017	93	0.27 %	241,205,257 JPY	0.37 %
09.2017	0	0.00 %	0 JPY	0.00 %
10.2017	0	0.00 %	0 JPY	0.00 %
<b>Total</b>	<b>34,485</b>	<b>100.00 %</b>	<b>65,575,138,728 JPY</b>	<b>100.00 %</b>

### Distribution by Contract End Month

Maturity Month	Number of Loans	Percentage of Loans	Outstanding Discounted Principal Balance	Percentage of Balance
11.2017	309	0.90 %	240,715,166 JPY	0.37 %
12.2017	495	1.44 %	483,784,760 JPY	0.74 %
01.2018	398	1.15 %	331,252,913 JPY	0.51 %
02.2018	627	1.82 %	590,689,327 JPY	0.90 %
03.2018	1,159	3.36 %	1,250,637,805 JPY	1.91 %
04.2018	373	1.08 %	367,555,637 JPY	0.56 %
05.2018	580	1.68 %	628,345,459 JPY	0.96 %
06.2018	807	2.34 %	969,017,366 JPY	1.48 %
07.2018	593	1.72 %	665,732,960 JPY	1.02 %
08.2018	528	1.53 %	662,406,151 JPY	1.01 %
09.2018	836	2.42 %	1,102,922,541 JPY	1.68 %
10.2018	473	1.37 %	580,850,497 JPY	0.89 %
11.2018	604	1.75 %	759,251,232 JPY	1.16 %
12.2018	874	2.53 %	1,363,224,732 JPY	2.08 %
01.2019	548	1.59 %	915,643,977 JPY	1.40 %
02.2019	774	2.24 %	1,288,394,383 JPY	1.96 %
03.2019	1,255	3.64 %	2,244,750,745 JPY	3.42 %
04.2019	559	1.62 %	1,138,693,547 JPY	1.74 %
05.2019	743	2.15 %	1,467,593,047 JPY	2.24 %
06.2019	958	2.78 %	2,031,165,864 JPY	3.10 %
07.2019	704	2.04 %	1,505,021,708 JPY	2.30 %
08.2019	731	2.12 %	1,581,956,841 JPY	2.41 %
09.2019	1,101	3.19 %	2,481,305,349 JPY	3.78 %
10.2019	733	2.13 %	1,635,656,156 JPY	2.49 %
11.2019	979	2.84 %	2,337,846,414 JPY	3.57 %
12.2019	513	1.49 %	1,056,694,566 JPY	1.61 %
01.2020	391	1.13 %	745,556,956 JPY	1.14 %
02.2020	515	1.49 %	1,019,831,074 JPY	1.56 %
03.2020	733	2.13 %	1,481,170,936 JPY	2.26 %
04.2020	252	0.73 %	534,721,258 JPY	0.82 %
05.2020	368	1.07 %	737,998,502 JPY	1.13 %
06.2020	363	1.05 %	739,240,620 JPY	1.13 %
07.2020	274	0.79 %	508,201,804 JPY	0.77 %
08.2020	309	0.90 %	587,278,094 JPY	0.90 %
09.2020	356	1.03 %	638,747,468 JPY	0.97 %
10.2020	249	0.72 %	466,126,267 JPY	0.71 %
11.2020	309	0.90 %	599,407,942 JPY	0.91 %
12.2020	435	1.26 %	867,101,937 JPY	1.32 %
01.2021	543	1.57 %	1,115,563,256 JPY	1.70 %
02.2021	805	2.33 %	1,712,917,459 JPY	2.61 %
03.2021	1,136	3.29 %	2,367,388,297 JPY	3.61 %
04.2021	567	1.64 %	1,221,352,781 JPY	1.86 %
05.2021	720	2.09 %	1,505,518,931 JPY	2.30 %
06.2021	796	2.31 %	1,794,784,159 JPY	2.74 %
07.2021	814	2.36 %	1,783,928,770 JPY	2.72 %
08.2021	923	2.68 %	2,107,966,870 JPY	3.21 %
09.2021	1,226	3.56 %	2,869,822,696 JPY	4.38 %
10.2021	788	2.29 %	1,926,860,213 JPY	2.94 %
11.2021	1,032	2.99 %	2,603,839,732 JPY	3.97 %
12.2021	290	0.84 %	731,128,606 JPY	1.11 %
01.2022	267	0.77 %	713,869,602 JPY	1.09 %
02.2022	305	0.88 %	782,880,859 JPY	1.19 %
03.2022	443	1.28 %	1,090,791,110 JPY	1.66 %
04.2022	176	0.51 %	442,166,450 JPY	0.67 %
05.2022	190	0.55 %	487,567,037 JPY	0.74 %
06.2022	177	0.51 %	455,530,332 JPY	0.69 %
07.2022	106	0.31 %	262,918,318 JPY	0.40 %
08.2022	124	0.36 %	327,192,631 JPY	0.50 %
09.2022	48	0.14 %	119,214,932 JPY	0.18 %
10.2022	28	0.08 %	59,579,985 JPY	0.09 %
11.2022	31	0.09 %	70,599,255 JPY	0.11 %
12.2022	23	0.07 %	65,737,538 JPY	0.10 %
01.2023	14	0.04 %	34,633,072 JPY	0.05 %
02.2023	19	0.06 %	54,604,340 JPY	0.08 %
03.2023	15	0.04 %	37,725,741 JPY	0.06 %
04.2023	9	0.03 %	23,399,004 JPY	0.04 %
05.2023	16	0.05 %	51,570,353 JPY	0.08 %
06.2023	13	0.04 %	41,379,595 JPY	0.06 %
07.2023	4	0.01 %	10,690,818 JPY	0.02 %
08.2023	7	0.02 %	20,663,193 JPY	0.03 %
09.2023	11	0.03 %	36,303,626 JPY	0.06 %
10.2023	5	0.01 %	18,983,105 JPY	0.03 %
11.2023	2	0.01 %	4,316,486 JPY	0.01 %
12.2023	1	0.00 %	3,984,042 JPY	0.01 %
01.2024	0	0.00 %	0 JPY	0.00 %
02.2024	2	0.01 %	6,782,374 JPY	0.01 %
03.2024	0	0.00 %	0 JPY	0.00 %
04.2024	0	0.00 %	0 JPY	0.00 %
05.2024	0	0.00 %	0 JPY	0.00 %
06.2024	0	0.00 %	0 JPY	0.00 %
07.2024	1	0.00 %	4,491,159 JPY	0.01 %
<b>Total</b>	<b>34,485</b>	<b>100.00 %</b>	<b>65,575,138,728 JPY</b>	<b>100.00 %</b>

**Distribution by Monthly Payment**

Monthly Payment	Number of Loans	Percentage of Loans	Outstanding Discounted Principal Balance	Percentage of Balance
<= 10,000 JPY	1,749	5.07 %	2,065,603,226 JPY	3.15 %
10,001 JPY - 20,000 JPY	6,442	18.68 %	8,413,577,517 JPY	12.83 %
20,001 JPY - 30,000 JPY	9,273	26.89 %	14,031,686,319 JPY	21.40 %
30,001 JPY - 40,000 JPY	6,882	19.96 %	12,910,525,293 JPY	19.69 %
40,001 JPY - 50,000 JPY	3,955	11.47 %	8,644,720,458 JPY	13.18 %
50,001 JPY - 60,000 JPY	2,280	6.61 %	5,664,066,973 JPY	8.64 %
60,001 JPY - 70,000 JPY	1,215	3.52 %	3,448,855,710 JPY	5.26 %
70,001 JPY - 80,000 JPY	694	2.01 %	2,201,630,157 JPY	3.36 %
80,001 JPY - 90,000 JPY	525	1.52 %	1,763,712,161 JPY	2.69 %
90,001 JPY - 100,000 JPY	398	1.15 %	1,470,391,405 JPY	2.24 %
100,001 JPY - 110,000 JPY	269	0.78 %	1,033,555,023 JPY	1.58 %
110,001 JPY - 120,000 JPY	199	0.58 %	869,196,988 JPY	1.33 %
120,001 JPY - 130,000 JPY	158	0.46 %	728,034,023 JPY	1.11 %
130,001 JPY - 140,000 JPY	102	0.30 %	489,516,312 JPY	0.75 %
140,001 JPY - 150,000 JPY	71	0.21 %	388,833,210 JPY	0.59 %
>= 150,001 JPY	273	0.79 %	1,451,233,953 JPY	2.21 %
<b>Total</b>	<b>34,485</b>	<b>100.00 %</b>	<b>65,575,138,728 JPY</b>	<b>100.00 %</b>

**Distribution by Bonus Payment**

Bonus Payment	Number of Loans	Percentage of Loans	Outstanding Discounted Principal Balance	Percentage of Balance
No Bonus Payment	20,846	60.45 %	38,761,248,181 JPY	59.11 %
1 JPY - 25,000 JPY	326	0.95 %	447,752,371 JPY	0.68 %
25,001 JPY - 50,000 JPY	3,402	9.87 %	5,298,215,016 JPY	8.08 %
50,001 JPY - 75,000 JPY	1,186	3.44 %	2,008,243,045 JPY	3.06 %
75,001 JPY - 100,000 JPY	4,722	13.69 %	9,007,949,771 JPY	13.74 %
100,001 JPY - 125,000 JPY	607	1.76 %	1,242,175,886 JPY	1.89 %
125,001 JPY - 150,000 JPY	1,817	5.27 %	4,271,441,560 JPY	6.51 %
150,001 JPY - 175,000 JPY	190	0.55 %	464,003,199 JPY	0.71 %
175,001 JPY - 200,000 JPY	864	2.51 %	2,335,468,833 JPY	3.56 %
200,001 JPY - 225,000 JPY	57	0.17 %	157,622,467 JPY	0.24 %
225,001 JPY - 250,000 JPY	198	0.57 %	605,774,587 JPY	0.92 %
250,001 JPY - 275,000 JPY	22	0.06 %	66,136,728 JPY	0.10 %
275,001 JPY - 300,000 JPY	154	0.45 %	525,930,432 JPY	0.80 %
300,001 JPY - 325,000 JPY	8	0.02 %	31,820,485 JPY	0.05 %
325,001 JPY - 350,000 JPY	33	0.10 %	122,129,905 JPY	0.19 %
350,001 JPY - 375,000 JPY	5	0.01 %	21,291,605 JPY	0.03 %
375,001 JPY - 400,000 JPY	16	0.05 %	73,395,830 JPY	0.11 %
400,001 JPY - 425,000 JPY	0	0.00 %	0 JPY	0.00 %
425,001 JPY - 450,000 JPY	8	0.02 %	32,101,071 JPY	0.05 %
450,001 JPY - 475,000 JPY	0	0.00 %	0 JPY	0.00 %
475,001 JPY - 500,000 JPY	18	0.05 %	74,413,060 JPY	0.11 %
500,001 JPY or more	6	0.02 %	28,024,696 JPY	0.04 %
<b>Total</b>	<b>34,485</b>	<b>100.00 %</b>	<b>65,575,138,728 JPY</b>	<b>100.00 %</b>

**Distribution by Motor Type**

Motor Type	Number of Loans	Percentage of Loans	Outstanding Discounted Principal Balance	Percentage of Balance
EA 189	0	0.00 %	0 JPY	0.00 %
Other	34,485	100.00 %	65,575,138,728 JPY	100.00 %
<b>Total</b>	<b>34,485</b>	<b>100.00 %</b>	<b>65,575,138,728 JPY</b>	<b>100.00 %</b>

## Disclaimer

This presentation contains forward-looking statements and information on the business development of the Volkswagen Group. These statements may be spoken or written and can be recognized by terms such as "expects", "anticipates", "intends", "plans", "believes", "seeks", "estimates", "will", or words with similar meaning. These statements are based on assumptions relating to the development of the economies of individual countries, and in particular of the automotive industry, which we have made on the basis of the information available to us and which we consider to be realistic at the time of going to press. The estimates given involve a degree of risk, and the actual developments may differ from those forecast.

Consequently, any unexpected fall in demand or economic stagnation in our key sales markets, such as in Western Europe (and especially Germany) or in the USA, Brazil or China, will have a corresponding impact on the development of our business. The same applies in the event of a significant shift in current exchange rates relative to the US dollar, sterling, yen, Brazilian real, Chinese renminbi and Czech koruna.

If any of these or other risks occur, or if the assumptions underlying any of these statements prove incorrect, the actual results may significantly differ from those expressed or implied by such statements.

We do not update forward-looking statements retrospectively. Such statements are valid on the date of publication and can be superceded.

This information does not constitute an offer to exchange or sell or an offer to exchange or buy any securities.