

**Deal Name:** Driver Japan six

**Originator:** Volkswagen Financial Services Japan Ltd.  
Gotenyama Trust Tower 17F  
7-35 Kitashinagawa 4-chome, Shinagawa-ku  
Tokyo 140-0001, Japan

**Reporting Entity:** Volkswagen Financial Services Japan Ltd.  
Treasury Dept.  
Gotenyama Trust Tower 17F  
7-35 Kitashinagawa 4-chome, Shinagawa-ku  
Tokyo 140-0001, Japan  
Tel No.: +81(0)3-5792-7261  
Fax No.: +81(0)3-3280-7365  
E-mail: vwfsjp.abs@vwfs.com

**Trustor of the First Trust:  
Servicer:** Volkswagen Financial Services Japan Ltd.

**Trustee of the First Trust:  
Trustee of the Second Trust:** Deutsche Trust Company Limited Japan  
Sanno Park Tower, 11-1,  
Nagatacho 2-chome, Chiyoda-ku,  
Tokyo, 100-6172, Japan  
Trust Business Administration Department  
Tel No.: +81(0)3-5156-5637  
Fax No.: +81(0)3-5156-5658  
E-mail: DB\_Trust\_Trust@list.db.com



## Contents

Page	Tables of Contents
1	<a href="#">Front Page</a>
2	<a href="#">Contents</a>
3	<a href="#">Deal Overview</a>
4	<a href="#">Deal Overview: Counterparties I</a>
5	<a href="#">Deal Overview: Counterparties II</a>
6	<a href="#">Information regarding the TBI and ABL to the Second Trust</a>
7	<a href="#">Pool Information</a>
8	<a href="#">Available Distribution</a>
9	<a href="#">Waterfall</a>
10	<a href="#">Credit Enhancement</a>
11	<a href="#">Cumulative Gross Loss Ratio &amp; Performance Trigger</a>
12	<a href="#">Cumulative Gross Loss Ratio &amp; Performance Trigger (Chart)</a>
13	<a href="#">Default &amp; Delinquencies</a>
14	<a href="#">Run Out Schedule (Previous)</a>
15	<a href="#">Run Out Schedule</a>
16	<a href="#">Expected Amortization to the Second Trust</a>
17	<a href="#">Sub-Servicer</a>
18	<a href="#">Brand</a>
19	<a href="#">New and Used</a>
20	<a href="#">Product Type</a>
21	<a href="#">RV</a>
22	<a href="#">Brand New and Used</a>
23	<a href="#">Customer Type</a>
24	<a href="#">Outstanding Discounted Principal Balance</a>
25	<a href="#">Original Principal Amount</a>
26	<a href="#">Interest Rate paid by the Obligor</a>
27	<a href="#">Original Term</a>
28	<a href="#">Remaining Term</a>
29	<a href="#">Seasoning</a>
30	<a href="#">Type of Car</a>
31	<a href="#">Brand and Model</a>
32	<a href="#">Geographic Dist. by Prefecture</a>
33	<a href="#">Obligor Concentration</a>
34	<a href="#">Contract Start Month</a>
35	<a href="#">Contract End Month</a>
36	<a href="#">Monthly payment</a>
37	<a href="#">Bonus payment</a>
38	<a href="#">Mortor Type</a>

### Deal Overview

<b>Cut Off Date:</b>	2017/02/10		
<b>Trust Commencement Date:</b>	2017/02/23	<b>Legal Maturity of the First Trust:</b>	2025/06/27
<b>Monthly Period:</b>	2017/05/11	to	2017/06/10
<b>Reporting Date:</b>	2017/06/16		
<b>Reporting Frequency:</b>	monthly		
<b>Period No.:</b>	4		
<b>Remittance Date:</b>	2017/06/22		
<b>Advance Payment Date:</b>	2017/06/22		
<b>Cash Adjustment Date:</b>	2017/06/22		
<b>Additional Entrustment Date:</b>	2017/06/26		
<b>Trust Calculation Date:</b>	2017/06/26		
<b>Trust Calculation Period:</b>	2017/05/26	to	2017/06/26
<b>First Trust Payment Date:</b>	2017/06/27		
<b>Second Trust Payment Date:</b>	2017/06/28		
<b>Interest Calculation Period:</b>	2017/05/30	to	2017/06/28
<b>Next Reporting Date:</b>	2017/07/18		

### Pool information at the Initial Cut off Date

	Number of Contracts	Outstanding Discounted Principal Balance	Outstanding Nominal Balance
Outstanding Pool	30,757	64,171,706,472 JPY	67,028,993,300 JPY

Credit Type	Percentage of Loans	Outstanding Discounted Principal Balance	Percentage of Balance
Balloon	76.13 %	55,443,642,000 JPY	86.40 %
Equal Instalment Loan	23.87 %	8,728,064,472 JPY	13.60 %
<b>Total</b>	<b>100.00 %</b>	<b>64,171,706,472 JPY</b>	<b>100.00 %</b>

Type of Car	Percentage of Loans	Outstanding Discounted Principal Balance	Percentage of Balance
New	66.66 %	49,506,381,305 JPY	77.15 %
Used	33.34 %	14,665,325,167 JPY	22.85 %
<b>Total</b>	<b>100.00 %</b>	<b>64,171,706,472 JPY</b>	<b>100.00 %</b>

**Deal Overview: Counterparties I**

**Joint Lead Managers:**

**Shinsei Securities Co., Ltd.**  
 Nihonbashi Muromachi Nomura Building, 4-3,  
 Nihonbashi-muromachi 2-chome,  
 Chuo-ku,  
 Tokyo 103-0022, Japan

**BNP Paribas Securities (Japan) Limited**  
 GranTokyo North Tower, 9-1,  
 Marunouchi 1-chome,  
 Chiyoda-ku,  
 Tokyo 100-6740, Japan

**Trust Management Account Bank:**

**The Bank of Tokyo-Mitsubishi UFJ, Ltd.**  
 4-2 Toranomon 1-chome,  
 Minato-ku  
 Tokyo 105-0001, Japan

Rating								
Moody's			Fitch			R&I		
Long Term	Short Term	Outlook	Long Term	Short Term	Outlook	Long Term	Short Term	Outlook
n.a.	n.a.	n.a.	n.a.	n.a.	n.a.	n.a.	n.a.	n.a.
n.a.	n.a.	n.a.	n.a.	n.a.	n.a.	n.a.	n.a.	n.a.
A1	P-1	Stable	A	F1	Stable	AA-	a-1+	Stable

**Originator:**

**Trustor of the First Trust:**

**Servicer:**

**Volkswagen Financial Services Japan Ltd.**  
 Gotenyama Trust Tower 17F  
 7-35 Kitashinagawa 4-chome, Shinagawa-ku  
 Tokyo 140-0001, Japan

**Trustee of the First Trust:**

**Trustee of the Second Trust:**

**Deutsche Trust Company Limited Japan**  
 Attn.: Driver Japan Six  
 Trust Business Administration Department

**ABL Lender to the First Trust:**

**Trustor of the Second Trust:**

Shinsei Securities Co., Ltd.

**Seller of the Trust Beneficial**

**Interest of the Second Trust**

Shinsei Securities Co., Ltd.  
 BNP Paribas Securities (Japan) Limited

**Deal Overview: Counterparties II**

**Rating Agencies:**

**Moody's SF Japan K.K.**

Attn.: Driver Japan six  
 Structure Finance Group Monitoring Division  
 5-1 Atago 2-chome, Minato-ku  
 Tokyo 105-6220, Japan  
 E-mail: monitor.msfi@moodys.com

**Fitch Ratings Japan Limited**

Attn.: Driver Japan six  
 Structured Finance  
 Kojimachi Crystal City East Wing 3rd Floor,  
 4-8 Kōjimachi, Chiyoda-ku,  
 Tokyo 102-0083, Japan  
 E-mail: tokyo.surveillance@fitchratings.com

**Rating and Investment Information, Inc.**

Attn.: Monitoring Group Department:  
 Structured Finance Department  
 TERRACE SQUARE, 3-22,  
 Kanda Nishikicho, Chiyoda-ku,  
 Tokyo 101-0054, Japan  
 E-mail: sfmonitor@r-i.co.jp

**Rating of VW**

**Volkswagen Financial Services AG**

**Volkswagen AG**

Rating								
Moody's			Fitch			R&I		
Short Term	Long Term	Outlook	Short Term	Long Term	Outlook	Short Term	Long Term	Outlook
P-1	A2	Negative	n.a.	n.a.	n.a.	n.a.	n.a.	n.a.
P-2	A3	Negative	F2	BBB+	Negative	n.a.	n.a.	n.a.

**Information regarding Trust Beneficial Interest of the Second Trust & Asset Backed Loan to the Second Trust**
**Rating Details**
**Rating at Issue Date**

	<u>TBI</u>	<u>ABL</u>
Moody's	Aaa(sf)	Aaa(sf)
Fitch	AAAsf	AAAsf
R&I	AAA	AAA

**Current Rating**

	<u>TBI</u>	<u>ABL</u>
Moody's	Aaa(sf)	Aaa(sf)
Fitch	AAAsf	AAAsf
R&I	AAA	AAA

**Information on TBI & ABL**

	<u>TBI</u>	<u>ABL</u>
Initial Balance	39,200,000,000 JPY	20,800,000,000 JPY
Expected Maturity Date	2021/04/28	2021/04/28
Legal Maturity of the Second Trust	2025/06/30	2025/06/30
Payment Dates	28th	28th
Business Day Convention	Modified Following	Modified Following
Listing	None	—

**Information on Interest**

	<u>TBI</u>	<u>ABL</u>
Fixed/ Floating	Fixed	Fixed
Current Coupon	0.19%	0.19%
Day Count Convention	30/360	30/360

**Selling Restriction**

The holders of the Beneficial Interest and the ABL Lenders\* are prohibited from dividing, assigning, pledging or creating any other security interest over any of the Beneficial Interest and the Asset Backed Loans without the prior written approval of the Trustee of the Second Trust.

(\*)The holders of the Beneficial Interest and the ABL Lenders are limited to specified investors (*tokutei tousehika*) as defined under Paragraph 31 of Article 2 of the Financial Instruments and Exchange Act (Law no.25 of 1948 as amended).

**Clean-Up Call**

VWFS Japan as the Trustor of the First Trust has a right at its option to exercise a clean-up call to repurchase of all, but not part, of the outstanding Auto Loan Receivables from the Trustee of the First Trust on any Trust Calculation Date, the Discounted Principal Balance of all outstanding Auto Loan Receivables is expected to be less than ten percent (10%) of the Discounted Principal Balance of the Initial Auto Loan Receivables as of the Initial Cut-off Date after the distribution pursuant to Article 18.1 of the First Trust Agreement on the immediately following First Trust Payment Date.

**Pool Information**
**Pool Balance on Initial Cut-Off Date**

Status	Number of Contracts	Outstanding Discounted Principal Balance
Normal	30,757	64,171,706,472 JPY
Cancellation	0	0 JPY
Early Termination	0	0 JPY
Defaulted Receivables	0	0 JPY
Matured	0	0 JPY
Refinance Option	0	0 JPY
Repurchase	0	0 JPY
<b>Total</b>	<b>30,757</b>	<b>64,171,706,472 JPY</b>

**Pool Balance before entrustment of Additional Auto Loan Receivables**

Status	Number of Contracts on previous EoP	Outstanding Discounted Principal Balance on previous EoP	Number of Contracts "as Collections" during the relevant Monthly Period*	Outstanding Discounted Principal Balance "as Collections" during the relevant Monthly Period*	Number of Contracts EoP before entrustment of Additional Auto Loan Receivables	Outstanding Discounted Principal Balance EoP before entrustment of Additional Auto Loan Receivables
Normal	31,953	64,636,668,957 JPY	31,468	1,043,800,738 JPY	31,468	62,859,481,151 JPY
Cancellation	0	0 JPY	0	0 JPY	0	0 JPY
Early Termination	0	0 JPY	298	585,832,714 JPY	0	0 JPY
Defaulted Receivables	0	0 JPY	4	11,192,601 JPY	0	0 JPY
Matured	0	0 JPY	151	77,919,355 JPY	0	0 JPY
Refinance Option	0	0 JPY	32	58,442,398 JPY	0	0 JPY
Repurchase	0	0 JPY	0	0 JPY	0	0 JPY
<b>Total</b>	<b>31,953</b>	<b>64,636,668,957 JPY</b>	<b>31,953</b>	<b>1,777,187,806 JPY</b>	<b>31,468</b>	<b>62,859,481,151 JPY</b>

**Pool Balance after entrustment of Additional Auto Loan Receivables**

Status	Number of Contracts EoP before entrustment of Additional Auto Loan Receivables	Outstanding Discounted Principal Balance EoP before entrustment of Additional Auto Loan Receivables	Number of Contracts of Additional Auto Loan Receivables	Outstanding Discounted Principal Balance of Additional Auto Loan Receivables	Number of Contracts EoP after entrustment of Additional Auto Loan Receivables	Outstanding Discounted Principal Balance EoP after entrustment of Additional Auto Loan Receivables
Normal	31,468	62,859,481,151 JPY	892	1,952,398,775 JPY	32,360	64,811,879,926 JPY
Cancellation	0	0 JPY	0	0 JPY	0	0 JPY
Early Termination	0	0 JPY	0	0 JPY	0	0 JPY
Defaulted Receivables	0	0 JPY	0	0 JPY	0	0 JPY
Matured	0	0 JPY	0	0 JPY	0	0 JPY
Refinance Option	0	0 JPY	0	0 JPY	0	0 JPY
Repurchase	0	0 JPY	0	0 JPY	0	0 JPY
<b>Total</b>	<b>31,468</b>	<b>62,859,481,151 JPY</b>	<b>892</b>	<b>1,952,398,775 JPY</b>	<b>32,360</b>	<b>64,811,879,926 JPY</b>

**Limits on Eligibility Criteria**

Status Limits on Eligibility Criteria (v) (including Additional Entrustment)	Current Exposure in %	Limits in % of the aggregate Discounted Principal Balance of the Auto Loan Receivables outstanding	Status
(i) on Used Purchased Vehicle	22.63 %	35 %	OK
(ii) on Non-VW Vehicles	0.03 %	5 %	OK
(iii) on Balloon Payment	41.22 %	50 %	OK

### Outstanding Balances

**Monthly Period:** from 2017/05/11 to 2017/06/10  
**Reporting Date:** 2017/06/16  
**Trust Calculation Date:** 2017/06/26

### Outstanding Balances

	Number of Contracts	Aggregate Amount of the Discounted Principal Balance	Aggregate Amount of the Nominal Balance
Balance on the previous EoP	31,953	64,636,668,957 JPY	67,343,407,000 JPY
Balance after counting on the Collections during the relevant	31,468	62,859,481,151 JPY	65,429,662,600 JPY
Balance of Additional Auto Loan Receivables	892	1,952,398,775 JPY	2,040,700,400 JPY
<b>Aggregate Amount of Auto Loan Receivables</b>	<b>32,360</b>	<b>64,811,879,926 JPY</b>	<b>67,470,363,000 JPY</b>

### Collections

	Number of Contracts	Aggregate Amount of the Discounted Principal Balance	Aggregate Amount of the Nominal Balance
Collections: Amortization of current contracts	31,468	1,043,800,738 JPY	1,158,203,200 JPY
Collections: Cancellation	0	0 JPY	0 JPY
Collections: Early Termination	298	585,832,714 JPY	586,729,163 JPY
Collections: Defaulted Receivables	4	11,192,601 JPY	11,224,157 JPY
Collections: Matured	151	77,919,355 JPY	78,028,100 JPY
Collections: Refinance Option	32	58,442,398 JPY	58,510,000 JPY
Collections: Repurchase	0	0 JPY	0 JPY
<b>Sum</b>	<b>31,953</b>	<b>1,777,187,806 JPY</b>	<b>1,892,694,620 JPY</b>

### Available Distribution Amount

	Number of Contracts	Aggregate Amount of the Nominal Balance
(a) the Collections for the Monthly Period with respect to such Trust Calculation Date	31,953	1,892,694,620 JPY
(b) drawings from the Cash Collateral Ledger in accordance with Article 18.3 of the First Trust Agreement	0	0 JPY
(c) net investment earnings from Eligible Investments	0	0 JPY
(d) net proceeds from the sale or disposal of the Trust Assets of the First Trust	0	0 JPY
(e) any amount which is carried over from the immediately preceding Trust Calculation Date	0	0 JPY
<b>Sum</b>	<b>31,953</b>	<b>1,892,694,620 JPY</b>



**Waterfall**

There is no distinction between principal and interest, and all collections go through a single priority of payments			
		Payment	Remaining Amount
Available Distribution Amount	plus	1,892,694,620 JPY	1,892,694,620 JPY
(a) an amount necessary for the payment of all taxes and public charges to be paid to the relevant public authority by the immediately following First Trust Payment Date.	less	0 JPY	1,892,694,620 JPY
(b) an amount necessary for the payment of all Fees for the Trustee of the First Trust to be paid to the Trustee of the First Trust by the immediately following First Trust Payment Date.	less	581,729 JPY	1,892,112,891 JPY
(c) an amount necessary for the payment of the Servicing Fee to be paid to the Servicer by the immediately following First Trust Payment Date.	less	58,173,001 JPY	1,833,939,890 JPY
(d) an amount necessary for the payment of the Trust Expenses of the First Trust as provided in Article 23.1 (including the Rating Fees, Costs of the Second Trust and those fees not otherwise covered by (b) or (c) above) to be paid to the relevant party by the immediately following First Trust Payment Date (including any amounts advanced by the Trustee of the First Trust pursuant to Article 23.3)	less	596,525 JPY	1,833,343,365 JPY
(e) an amount necessary for the payment of overdue and unpaid interest on the Asset Backed Loans to the First Trust (if any) to be paid to the Trustee of the Second Trust by the immediately following First Trust Payment Date.	less	0 JPY	1,833,343,365 JPY
(f) an amount necessary for the payment to the Trustee of the Second Trust of interest on the Asset Backed Loan to the First Trust accruing during the relevant Interest Calculation Period	less	9,500,000 JPY	1,823,843,365 JPY
(g) an amount necessary to top up the balance thereof until it is equal to the Cash Collateral Ledger Target Balance	less	0 JPY	1,823,843,365 JPY
(h) (i) prior to the expiration of the Revolving Period: an amount necessary for the redemption of any Additional Senior Beneficial Interest;	less	1,823,843,365 JPY	0 JPY
(ii) following the expiration of the Revolving Period and prior to the occurrence of an Early Amortization Event, an amount necessary for the payment to the Trustee of the Second Trust of the Asset Backed Loan Principal Payment Amount for the relevant First Trust Payment Date.			
(iii) following the occurrence of the Early Amortization Event, an amount necessary for the payment to the Trustee of the Second Trust of the remaining principal balance of the Asset Backed Loan to the First Trust.			
(i) an amount necessary for the payment to the Trustee of the First Trust of any Indemnified Amounts which are not compensated by the Trustor of the First Trust	less	0 JPY	0 JPY
(j) an amount necessary for the payment to the Subordinated Beneficiary of the Subordinated Beneficial Principal Payment Amount for the relevant First Trust Payment Date.	less	0 JPY	0 JPY
(k) (i) prior to the expiration of the Revolving Period, then (x) if a transfer is made under (j) above, such remaining amount will be transferred to the Expenses Distribution Ledger for payment to the Subordinated Beneficiary as a payment of earnings on the Subordinated Beneficial Interest, and such payment shall be made on the First Trust Payment Date immediately following such Trust Calculation Date or (y) if no transfer is made under (j) above, such remaining amount will be carried forward to the next Trust Calculation Date.	less	0 JPY	0 JPY
(ii) following the expiration of the Revolving Period and prior to the occurrence of an Early Amortization Event, then such remaining amount will be transferred to the Expenses Distribution Ledger for payment to the Subordinated Beneficiary as a payment of earnings on the Subordinated Beneficial Interest, and such payment shall be made on the First Trust Payment Date immediately following such Trust Calculation Date.			
(iii) following the occurrence of an Early Amortization Event, the remaining amount in the Trust Collection Ledger will be carried forward to the next Trust Calculation Date.			

## Credit Enhancement

### Subordinated Principal Balance as of the relevant First Trust Payment Date

	Percentage of Aggregate Discounted Principal Balance	Value
(i) the aggregate amount of the Discounted Principal Balance of all Auto Loan Receivables outstanding		64,811,879,926 JPY
(ii) Asset Backed Loan Principal Balance on the relevant First Trust Payment Date		60,000,000,000 JPY
Overcollateralization ( = (i) - (ii) )	7.42 %	4,811,879,926 JPY
Trust Collection Ledger which is carried over from the immediately preceding Trust Calculation Date	0.00 %	0 JPY
The amount in the Cash Collateral Ledger	0.53 %	345,000,000 JPY
Subordinated Principal Balance	7.96 %	5,156,879,926 JPY

### Trust Management Account (TMA)

	in JPY	+/-	in JPY (previous)
<b>Initial Balance on Cash Entrustment Date</b>	<b>345,000,000 JPY</b>		<b>0 JPY</b>
<b>Outstanding Balance on First Trust Payment Date</b>	<b>345,000,000 JPY</b>	<b>0 JPY</b>	<b>345,000,000 JPY</b>
(a) Expenses Distribution Ledger	0 JPY	0 JPY	0 JPY
(b) Trust Collection Ledger	0 JPY	0 JPY	0 JPY
(c) Cash Collateral Ledger	345,000,000 JPY	0 JPY	345,000,000 JPY
<b>Cash Collateral Ledger Target Balance</b>	<b>345,000,000 JPY</b>		

### Calculation of Credit Enhancement

Driver Japan six's Credit Enhancement consists of the items listed above in the Subordinated Principal Balance as of the relevant date of determination (immediately following the First Trust Payment Date). The result provides an absolute value, which will be applied to the (amortized) Aggregate Discounted Principal Balance as of the end of the relevant date.

The transaction has a Revolving Period of 12 months until February 2018.

Asset Backed Loan Overcollateralization Percentage is (i) prior to the expiration of the Revolving Period, 8.5%, and (ii) following the expiration of the Revolving Period, 11.5%; provided, in each case no Credit Enhancement Increase Condition shall be in effect. After a Level 1 Credit Enhancement Increase Condition in effect, 17% and after a Level 2 Credit Enhancement Increase Condition is in effect, 100%.

### Cumulative Gross Loss & Cumulative Repurchased Receivables

#### Cumulative Defaulted Receivables

	Number of Contracts	Write Offs
Beginning of Period	2	2,516,319 JPY
Defaulted Receivables	4	11,192,601 JPY
<b>End of Period</b>	<b>6</b>	<b>13,708,920 JPY</b>

#### Cumulative Gross Loss Ratio

The sum of the Discounted Principal Balance of all Auto Loan Receivables that have become Defaulted Receivables from the Initial Cut-off Date through to the end of Monthly Period immediately preceding the relevant Trust Calculation Date

13,708,920 JPY	0.02 %
----------------	--------

The sum of (i) the aggregate Discounted Principal Balance of the Initial Auto Loan Receivables as of the Initial Cut-off Date and (ii) the aggregate Discounted Principal Balance as of the relevant Trust Calculation Date of all Additional Auto Loan Receivables (if any) entrusted on the Additional Entrustment Dates which fall six months prior to the relevant Trust Calculation Date.

64,171,706,472 JPY
--------------------

#### Performance Triggers

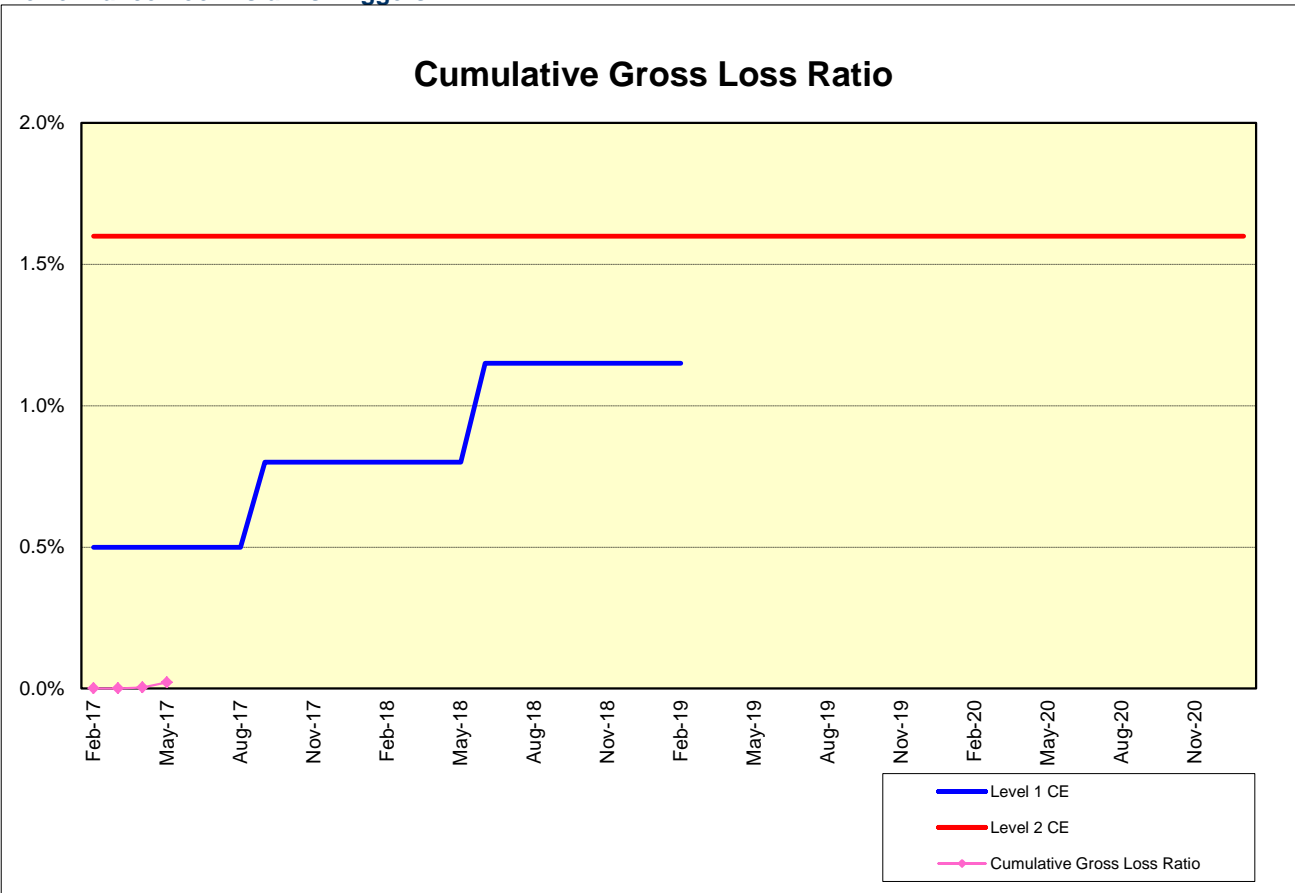
Asset Backed Loan Overcollateralization Percentage was implemented to assure on a monthly basis that no cash is paid to lower steps in the waterfall unless there is sufficient Overcollateralization to support the transaction. The performance trigger in form of a Credit Enhancement Increase Condition will be activated when the Cumulative Gross Loss Ratio exceeds the defined limits. In this case the Overcollateralization will be increased accordingly.

Levels	Credit Enhancement increase condition	Credit Enhancement increase condition in place?
Level 1 (i)	Cumulative Gross Loss Ratio exceeds 0.5% for any First Trust Payment Date on or prior to August 2017	no
Level 1 (ii)	Cumulative Gross Loss Ratio exceeds 0.8% for any First Trust Payment Date from September 2017 to May 2018	no
Level 1 (iii)	Cumulative Gross Loss Ratio exceeds 1.15% for any First Trust Payment Date from June 2018 to February 2019	no
Level 2	Cumulative Gross Loss Ratio exceeds 1.6% for any First Trust Payment Date	no

	Asset Backed Loan Overcollateralization Percentage
Prior to the expiration of the Revolving Period (No Credit Enhancement Increase Condition is in effect)	8.50 %
Following the expiration of Revolving Period (No Credit Enhancement Increase Condition is in effect)	11.50 %
After a Level 1 Credit Enhancement Increase Condition is in effect	17.00 %
After a Level 2 Credit Enhancement Increase Condition is in effect	100.00 %
<b>Current Asset Backed Loan Overcollateralization Percentage</b>	<b>7.42 %</b>

**Cumulative Gross Loss & Cumulative Repurchased Receivables**

**Performance Pool vis-a-vis Triggers**



**Cumulative Repurchased Receivables**

	Number of Contracts	Repurchase Price
Beginning of Period	0	0 JPY
Repurchased Receivables	0	0 JPY
<b>End of Period</b>	<b>0</b>	<b>0 JPY</b>

### Defaulted and Delinquent Contracts

#### Information of Delinquencies and Defaults

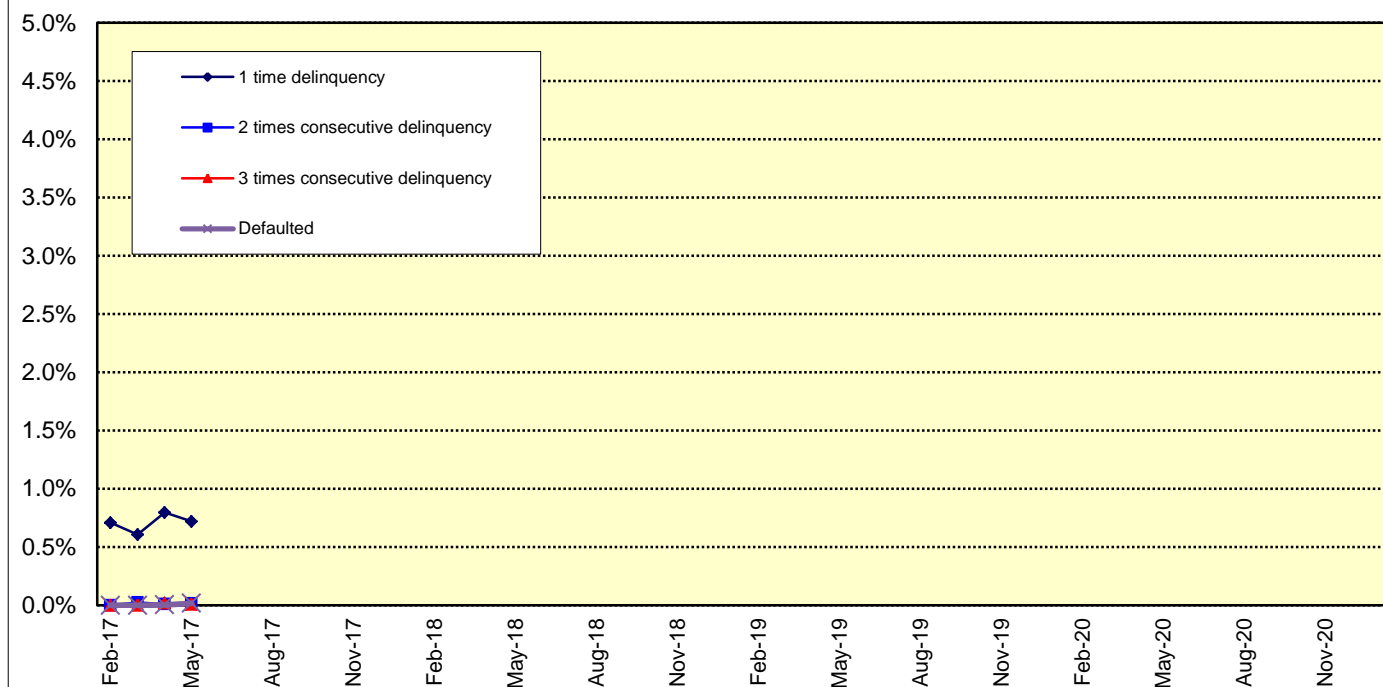
Current Reporting Period	Number of Contracts	Percentage of Contracts (*)	Outstanding Discounted Principal Balance	Percentage of Principal Balance (*)	Outstanding Nominal Balance	Percentage of Nominal Balance (*)
Delinquent	255	0.80 %	480,013,715 JPY	0.74 %	501,020,800 JPY	0.74 %
Default	4	0.01 %	11,192,601 JPY	0.02 %	11,224,157 JPY	0.02 %

(\*) Based on the previous EoP

#### Delinquency Profile (Information Purpose Only)

Days in Arrears	Number of Contracts	Percentage of Contracts	Outstanding Discounted Principal Balance	Percentage of Principal Balance	Outstanding Nominal Balance	Percentage of Nominal Balance
1	247	0.76 %	465,854,892 JPY	0.72 %	486,272,400 JPY	0.72 %
2	7	0.02 %	10,265,891 JPY	0.02 %	10,772,000 JPY	0.02 %
3	1	0.00 %	3,892,932 JPY	0.01 %	3,976,400 JPY	0.01 %
<b>Total</b>	<b>255</b>	<b>0.79 %</b>	<b>480,013,715 JPY</b>	<b>0.74 %</b>	<b>501,020,800 JPY</b>	<b>0.74 %</b>

#### Delinquent / Defaulted (Gross Loss) Ratio



Run Out Schedule

ROS on the previous EoP on 2017/05/10

Next Payment Month	Number of Contracts	ABS Outstanding Principal	ABS Outstanding Interest	Outstanding Installment	ABS Remaining Principal	ABS Remaining Interest	ABS Remaining Installment
04.2017	31,953	64,636,668,957 JPY	2,706,738,043 JPY	67,343,407,000 JPY	0 JPY	0 JPY	0 JPY
05.2017	31,953	63,445,479,266 JPY	2,591,081,534 JPY	66,036,560,800 JPY	1,191,189,691 JPY	115,656,509 JPY	1,306,846,200 JPY
06.2017	31,770	61,713,514,446 JPY	2,477,587,454 JPY	64,191,101,900 JPY	1,731,964,820 JPY	113,494,080 JPY	1,845,458,900 JPY
07.2017	31,503	59,841,331,272 JPY	2,367,252,428 JPY	62,208,583,700 JPY	1,872,183,174 JPY	110,335,026 JPY	1,982,518,200 JPY
08.2017	31,279	58,495,430,539 JPY	2,260,363,461 JPY	60,755,794,000 JPY	1,345,900,733 JPY	106,888,967 JPY	1,452,789,700 JPY
09.2017	31,035	57,040,114,943 JPY	2,155,907,857 JPY	59,196,022,800 JPY	1,455,315,596 JPY	104,455,604 JPY	1,559,771,200 JPY
10.2017	30,582	55,825,446,687 JPY	2,053,949,813 JPY	57,879,396,500 JPY	1,214,668,256 JPY	101,958,044 JPY	1,316,626,300 JPY
11.2017	30,314	54,531,291,060 JPY	1,954,167,640 JPY	56,485,458,700 JPY	1,294,155,627 JPY	99,782,173 JPY	1,393,937,800 JPY
12.2017	29,966	52,106,589,131 JPY	1,856,678,269 JPY	53,963,267,400 JPY	2,424,701,929 JPY	97,489,371 JPY	2,522,191,300 JPY
01.2018	29,459	50,566,052,007 JPY	1,763,463,793 JPY	52,319,515,800 JPY	1,550,537,124 JPY	93,214,476 JPY	1,643,751,600 JPY
02.2018	29,034	49,077,202,677 JPY	1,673,064,523 JPY	50,770,267,200 JPY	1,458,849,330 JPY	90,399,270 JPY	1,549,248,600 JPY
03.2018	28,411	47,117,246,725 JPY	1,585,195,175 JPY	48,702,441,900 JPY	1,979,955,952 JPY	87,869,348 JPY	2,067,825,300 JPY
04.2018	27,275	45,910,454,000 JPY	1,500,388,700 JPY	47,410,842,700 JPY	1,206,792,725 JPY	84,806,475 JPY	1,291,599,200 JPY
05.2018	26,888	44,540,268,919 JPY	1,417,718,381 JPY	45,957,987,300 JPY	1,370,185,081 JPY	82,670,319 JPY	1,452,855,400 JPY
06.2018	26,318	42,523,840,232 JPY	1,337,394,568 JPY	43,861,234,800 JPY	2,016,428,687 JPY	80,323,813 JPY	2,096,752,500 JPY
07.2018	25,526	40,716,700,300 JPY	1,260,513,200 JPY	41,977,213,500 JPY	1,807,139,932 JPY	76,881,368 JPY	1,884,021,300 JPY
08.2018	24,943	39,346,144,214 JPY	1,186,901,986 JPY	40,533,046,200 JPY	1,370,556,086 JPY	73,611,214 JPY	1,444,167,300 JPY
09.2018	24,435	37,817,175,892 JPY	1,115,760,308 JPY	38,932,936,200 JPY	1,528,968,322 JPY	71,141,678 JPY	1,600,110,000 JPY
10.2018	23,618	36,674,937,017 JPY	1,047,286,883 JPY	37,722,223,900 JPY	1,142,238,875 JPY	68,473,425 JPY	1,210,712,300 JPY
11.2018	23,168	35,467,576,311 JPY	980,910,589 JPY	36,448,486,900 JPY	1,207,360,706 JPY	66,376,294 JPY	1,273,737,000 JPY
12.2018	22,593	33,164,811,781 JPY	916,679,019 JPY	34,081,490,800 JPY	2,302,764,530 JPY	64,231,570 JPY	2,366,996,100 JPY
01.2019	21,802	31,704,542,692 JPY	856,584,908 JPY	32,561,127,600 JPY	1,460,269,089 JPY	60,094,111 JPY	1,520,363,200 JPY
02.2019	21,302	30,277,471,983 JPY	799,128,817 JPY	31,076,600,800 JPY	1,427,070,709 JPY	57,456,091 JPY	1,484,526,800 JPY
03.2019	20,581	28,266,326,665 JPY	744,207,235 JPY	29,010,533,900 JPY	2,011,145,318 JPY	54,921,582 JPY	2,066,066,900 JPY
04.2019	19,381	26,963,581,947 JPY	692,739,953 JPY	27,656,321,900 JPY	1,302,744,718 JPY	51,467,282 JPY	1,354,212,000 JPY
05.2019	18,849	25,522,118,040 JPY	643,503,060 JPY	26,165,621,100 JPY	1,441,463,907 JPY	49,236,893 JPY	1,490,700,800 JPY
06.2019	18,144	23,489,957,311 JPY	596,691,889 JPY	24,086,649,200 JPY	2,032,160,729 JPY	46,811,171 JPY	2,078,971,900 JPY
07.2019	17,218	21,805,001,917 JPY	553,260,083 JPY	22,358,262,000 JPY	1,684,955,394 JPY	43,431,806 JPY	1,728,387,200 JPY
08.2019	16,559	20,378,406,696 JPY	512,709,704 JPY	20,891,116,400 JPY	1,426,595,221 JPY	40,550,379 JPY	1,467,145,600 JPY
09.2019	15,850	18,542,821,531 JPY	474,436,969 JPY	19,017,258,500 JPY	1,835,585,165 JPY	38,272,735 JPY	1,873,857,900 JPY
10.2019	14,762	17,264,103,334 JPY	438,961,866 JPY	17,703,065,200 JPY	1,278,718,197 JPY	35,475,103 JPY	1,314,193,300 JPY
11.2019	14,051	15,644,063,421 JPY	405,577,879 JPY	16,049,641,300 JPY	1,620,039,913 JPY	33,383,987 JPY	1,653,423,900 JPY
12.2019	13,103	14,574,230,791 JPY	374,636,209 JPY	14,948,867,000 JPY	1,069,832,630 JPY	30,941,670 JPY	1,100,774,300 JPY
01.2020	12,756	13,910,588,592 JPY	345,771,108 JPY	14,256,359,700 JPY	663,642,199 JPY	28,865,101 JPY	692,507,300 JPY
02.2020	12,516	13,376,257,126 JPY	318,225,674 JPY	13,694,482,800 JPY	534,331,466 JPY	27,545,434 JPY	561,876,900 JPY
03.2020	12,218	12,866,667,756 JPY	291,767,944 JPY	13,158,435,700 JPY	509,589,370 JPY	26,457,730 JPY	536,047,100 JPY
04.2020	11,883	12,443,695,035 JPY	266,369,265 JPY	12,710,064,300 JPY	422,972,721 JPY	25,398,679 JPY	448,371,400 JPY
05.2020	11,747	11,980,597,349 JPY	241,840,951 JPY	12,222,438,300 JPY	463,097,686 JPY	24,528,314 JPY	487,626,000 JPY
06.2020	11,505	11,338,653,383 JPY	218,273,217 JPY	11,556,926,600 JPY	641,943,966 JPY	23,567,734 JPY	665,511,700 JPY
07.2020	11,257	10,660,591,295 JPY	196,017,805 JPY	10,856,609,100 JPY	678,062,088 JPY	22,255,412 JPY	700,317,500 JPY
08.2020	11,041	10,165,645,521 JPY	175,133,279 JPY	10,340,778,800 JPY	494,945,774 JPY	20,884,526 JPY	515,830,300 JPY
09.2020	10,775	9,677,313,753 JPY	155,252,947 JPY	9,832,566,700 JPY	488,331,768 JPY	19,880,332 JPY	508,212,100 JPY
10.2020	10,430	9,253,948,159 JPY	136,385,741 JPY	9,390,333,900 JPY	423,365,594 JPY	18,867,206 JPY	442,232,800 JPY
11.2020	10,187	8,807,529,211 JPY	118,389,389 JPY	8,925,918,600 JPY	446,418,948 JPY	17,996,352 JPY	464,415,300 JPY
12.2020	9,890	7,987,612,810 JPY	101,326,890 JPY	8,088,939,700 JPY	819,916,401 JPY	17,062,499 JPY	836,978,900 JPY
01.2021	9,490	7,315,315,879 JPY	85,936,421 JPY	7,401,252,300 JPY	672,296,931 JPY	15,390,469 JPY	687,687,400 JPY
02.2021	8,987	6,565,367,575 JPY	71,834,425 JPY	6,637,202,000 JPY	749,948,304 JPY	14,101,996 JPY	764,050,300 JPY
03.2021	8,246	5,690,278,856 JPY	59,152,644 JPY	5,749,431,500 JPY	875,088,719 JPY	12,681,781 JPY	887,770,500 JPY
04.2021	7,198	5,203,281,554 JPY	48,114,846 JPY	5,251,396,400 JPY	486,997,302 JPY	11,037,798 JPY	498,035,100 JPY
05.2021	6,694	4,645,536,759 JPY	38,059,841 JPY	4,683,596,600 JPY	557,744,795 JPY	10,055,005 JPY	567,799,800 JPY
06.2021	6,002	3,982,325,329 JPY	29,103,171 JPY	4,011,428,500 JPY	663,211,430 JPY	8,956,670 JPY	672,168,100 JPY
07.2021	5,263	3,250,331,143 JPY	21,504,357 JPY	3,271,835,500 JPY	731,994,186 JPY	7,598,814 JPY	739,593,000 JPY
08.2021	4,489	2,587,114,396 JPY	15,318,804 JPY	2,602,433,200 JPY	663,216,747 JPY	6,185,553 JPY	669,402,300 JPY
09.2021	3,645	1,675,312,513 JPY	10,345,687 JPY	1,685,658,200 JPY	911,801,883 JPY	4,973,117 JPY	916,775,000 JPY
10.2021	2,473	1,116,813,948 JPY	7,092,552 JPY	1,123,906,500 JPY	558,498,565 JPY	3,253,135 JPY	561,751,700 JPY
11.2021	1,726	421,614,522 JPY	4,869,978 JPY	426,484,500 JPY	695,199,426 JPY	2,222,574 JPY	697,422,000 JPY
12.2021	762	290,366,304 JPY	3,906,596 JPY	294,272,900 JPY	131,248,218 JPY	963,382 JPY	132,211,600 JPY
01.2022	616	206,785,967 JPY	3,217,333 JPY	210,003,300 JPY	83,580,337 JPY	689,263 JPY	84,269,600 JPY
02.2022	519	154,984,336 JPY	2,699,264 JPY	157,683,600 JPY	51,801,631 JPY	518,069 JPY	52,319,700 JPY
03.2022	450	137,890,340 JPY	2,289,260 JPY	140,179,600 JPY	17,093,996 JPY	410,004 JPY	17,504,000 JPY
04.2022	418	121,792,846 JPY	1,921,354 JPY	123,714,200 JPY	16,097,494 JPY	367,906 JPY	16,465,400 JPY
05.2022	395	106,494,526 JPY	1,592,874 JPY	108,087,400 JPY	15,298,320 JPY	328,480 JPY	15,626,800 JPY
06.2022	365	86,731,423 JPY	1,301,677 JPY	88,033,100 JPY	19,763,103 JPY	291,197 JPY	20,054,300 JPY
07.2022	325	66,263,563 JPY	1,058,437 JPY	67,322,000 JPY	20,467,860 JPY	243,240 JPY	20,711,100 JPY
08.2022	285	53,523,052 JPY	864,048 JPY	54,387,100 JPY	12,740,511 JPY	194,389 JPY	12,934,900 JPY
09.2022	205	45,400,843 JPY	700,157 JPY	46,101,000 JPY	8,122,209 JPY	163,891 JPY	8,286,100 JPY
10.2022	158	38,889,979 JPY	558,721 JPY	39,448,700 JPY	6,510,864 JPY	141,436 JPY	6,652,300 JPY
11.2022	132	33,233,214 JPY	436,386 JPY	33,669,600 JPY	5,656,765 JPY	122,335 JPY	5,779,100 JPY
12.2022	104	24,789,143 JPY	331,157 JPY	25,120,300 JPY	8,444,071 JPY	105,229 JPY	8,549,300 JPY
01.2023	86	19,458,927 JPY	252,473 JPY	19,711,400 JPY	5,330,216 JPY	78,684 JPY	5,408,900 JPY
02.2023	76	16,052,159 JPY	190,541 JPY	16,242,700 JPY	3,406,768 JPY	61,932 JPY	3,468,700 JPY
03.2023	63	13,169,092 JPY	139,408 JPY	13,308,500 JPY	2,883,067 JPY	51,133 JPY	2,934,200 JPY
04.2023	58	10,437,239 JPY	97,461 JPY	10,534,700 JPY	2,731,853 JPY	41,947 JPY	2,773,800 JPY
05.2023	52	7,934,483 JPY	64,217 JPY	7,998,700 JPY	2,502,756 JPY	33,244 JPY	2,536,000 JPY
06.2023	40	5,378,159 JPY	38,941 JPY	5,417,100 JPY	2,556,324 JPY	25,276 JPY	2,581,600 JPY
07.2023	29	3,611,888 JPY	21,812 JPY	3,633,700 JPY	1,766,271 JPY	17,129 JPY	1,783,400 JPY
08.2023	27	1,836,392 JPY	10,308 JPY	1,846,700 JPY	1,775,496 JPY	11,504 JPY	1,787,000 JPY
09.2023	21	793,839 JPY	4,461 JPY	798,300 JPY	1,042,553 JPY	5,847 JPY	1,048,400 JPY
10.2023	9	354,667 JPY	1,933 JPY	356,600 JPY	439,172 JPY	2,528 JPY	441,700 JPY
11.2023	4	201,197 JPY	803 JPY	202,000 JPY	153,470 JPY	1,130 JPY	154,600 JPY
12.2023	1	50,838 JPY	162 JPY	51,000 JPY	150,359 JPY	641 JPY	151,000 JPY
01.2024	1	0 JPY	0 JPY	0 JPY	50,838 JPY	162 JPY	51,000 JPY

Run Out Schedule

ROS on the relevant EoP on 2017/06/10

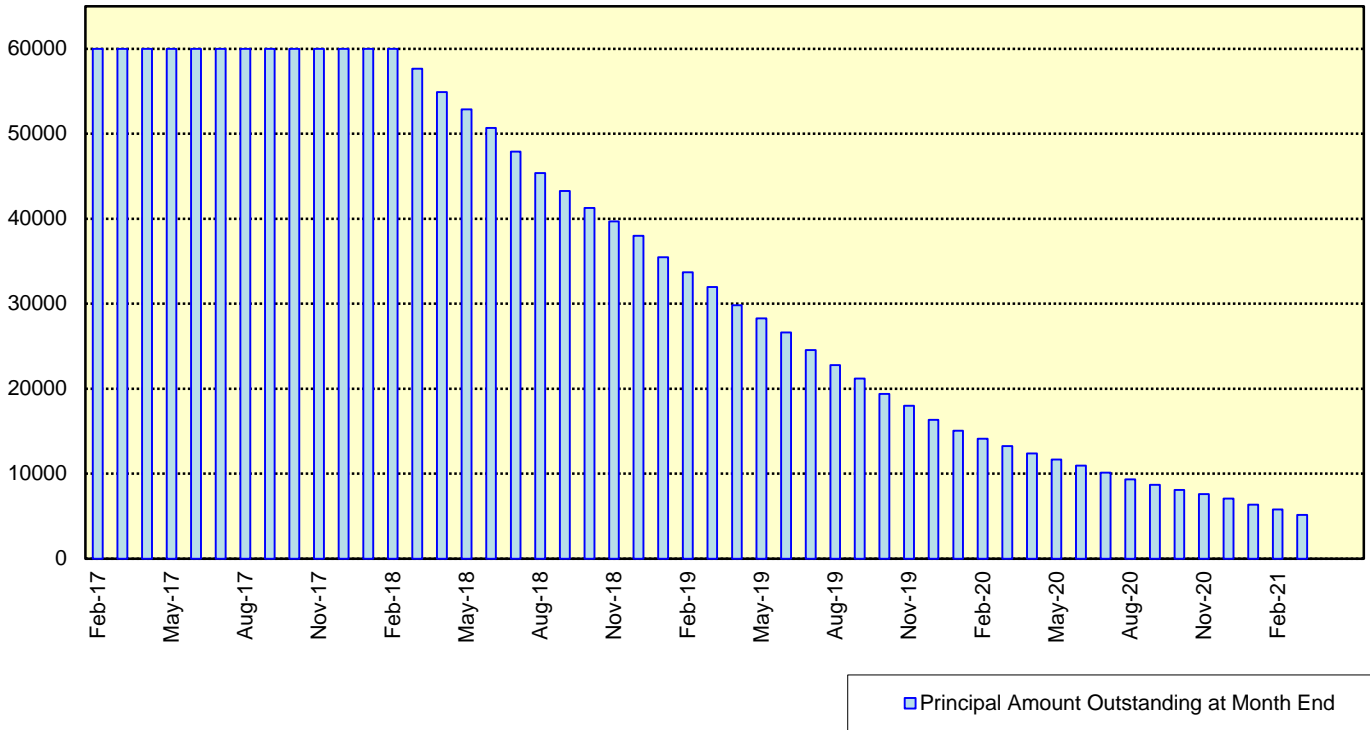
Next Payment Month	Number of Contracts	ABS Outstanding Principal	ABS Outstanding Interest	Outstanding Installment	ABS Remaining Principal	ABS Remaining Interest	ABS Remaining Installment
05.2017	32,360	64,811,879,926 JPY	2,658,483,074 JPY	67,470,363,000 JPY	0 JPY	0 JPY	0 JPY
06.2017	32,360	63,059,546,444 JPY	2,542,605,156 JPY	65,602,151,600 JPY	1,752,333,482 JPY	115,877,918 JPY	1,868,211,400 JPY
07.2017	32,098	61,159,783,122 JPY	2,429,929,678 JPY	63,589,712,800 JPY	1,899,763,322 JPY	112,675,478 JPY	2,012,438,800 JPY
08.2017	31,875	59,801,566,412 JPY	2,320,754,988 JPY	62,122,321,400 JPY	1,358,216,710 JPY	109,174,690 JPY	1,467,391,400 JPY
09.2017	31,634	58,334,744,591 JPY	2,214,041,609 JPY	60,548,786,200 JPY	1,466,821,821 JPY	106,713,379 JPY	1,573,535,200 JPY
10.2017	31,186	57,102,331,927 JPY	2,109,852,473 JPY	59,212,184,400 JPY	1,232,412,664 JPY	104,189,136 JPY	1,336,601,800 JPY
11.2017	30,920	55,795,460,709 JPY	2,007,872,791 JPY	57,803,333,500 JPY	1,306,871,218 JPY	101,979,682 JPY	1,408,850,900 JPY
12.2017	30,578	53,317,676,506 JPY	1,908,214,294 JPY	55,225,890,800 JPY	2,477,784,203 JPY	99,658,497 JPY	2,577,442,700 JPY
01.2018	30,063	51,742,271,551 JPY	1,812,919,649 JPY	53,555,191,200 JPY	1,575,404,955 JPY	95,294,645 JPY	1,670,699,600 JPY
02.2018	29,637	50,254,772,905 JPY	1,720,484,795 JPY	51,975,257,700 JPY	1,487,498,646 JPY	92,434,854 JPY	1,579,933,500 JPY
03.2018	29,004	48,249,282,328 JPY	1,630,630,572 JPY	49,879,912,900 JPY	2,005,490,577 JPY	89,854,223 JPY	2,095,344,800 JPY
04.2018	27,857	47,034,557,960 JPY	1,543,881,740 JPY	48,578,439,700 JPY	1,214,724,368 JPY	86,748,832 JPY	1,301,473,200 JPY
05.2018	27,474	45,637,275,248 JPY	1,459,291,452 JPY	47,096,566,700 JPY	1,397,282,712 JPY	84,590,288 JPY	1,481,873,000 JPY
06.2018	26,893	43,589,761,435 JPY	1,377,093,465 JPY	44,966,854,900 JPY	2,047,513,813 JPY	82,197,987 JPY	2,129,711,800 JPY
07.2018	26,096	41,746,843,092 JPY	1,298,389,208 JPY	43,045,232,300 JPY	1,842,918,343 JPY	78,704,257 JPY	1,921,622,600 JPY
08.2018	25,506	40,348,189,869 JPY	1,223,015,331 JPY	41,571,205,200 JPY	1,398,653,223 JPY	75,373,877 JPY	1,474,027,100 JPY
09.2018	24,992	38,793,025,611 JPY	1,150,162,189 JPY	39,943,187,800 JPY	1,555,164,258 JPY	72,853,142 JPY	1,628,017,400 JPY
10.2018	24,169	37,631,535,785 JPY	1,080,023,715 JPY	38,711,559,500 JPY	1,161,489,826 JPY	70,138,474 JPY	1,231,628,300 JPY
11.2018	23,711	36,394,448,591 JPY	1,012,015,009 JPY	37,400,463,600 JPY	1,237,087,194 JPY	68,008,706 JPY	1,369,054,000 JPY
12.2018	23,125	34,048,260,801 JPY	946,201,599 JPY	34,994,462,400 JPY	2,346,187,790 JPY	65,813,410 JPY	2,412,001,200 JPY
01.2019	22,311	32,558,276,495 JPY	884,599,505 JPY	33,442,876,000 JPY	1,489,984,306 JPY	61,602,094 JPY	1,551,586,400 JPY
02.2019	21,800	31,107,481,035 JPY	825,684,465 JPY	31,933,165,500 JPY	1,450,795,460 JPY	58,915,040 JPY	1,509,710,500 JPY
03.2019	21,064	29,087,941,364 JPY	769,348,436 JPY	29,857,289,800 JPY	2,019,539,671 JPY	56,336,029 JPY	2,075,875,700 JPY
04.2019	19,859	27,771,758,929 JPY	716,476,871 JPY	28,488,235,800 JPY	1,316,182,435 JPY	52,871,565 JPY	1,369,054,000 JPY
05.2019	19,328	26,299,332,190 JPY	665,856,110 JPY	26,965,188,300 JPY	1,472,426,739 JPY	50,620,761 JPY	1,523,047,500 JPY
06.2019	18,614	24,248,438,835 JPY	617,708,965 JPY	23,866,147,800 JPY	2,050,893,355 JPY	48,147,145 JPY	2,099,040,500 JPY
07.2019	17,697	22,527,425,226 JPY	572,973,774 JPY	23,100,399,000 JPY	1,721,013,609 JPY	44,735,191 JPY	1,765,748,800 JPY
08.2019	17,034	21,065,952,179 JPY	531,177,421 JPY	21,597,129,600 JPY	1,461,473,047 JPY	41,796,353 JPY	1,503,269,400 JPY
09.2019	16,315	19,205,333,418 JPY	491,714,482 JPY	19,697,047,900 JPY	1,860,618,761 JPY	39,462,939 JPY	1,901,081,700 JPY
10.2019	15,219	17,909,570,002 JPY	455,085,998 JPY	18,364,656,000 JPY	1,295,763,416 JPY	36,628,484 JPY	1,332,391,900 JPY
11.2019	14,507	16,278,404,853 JPY	420,576,547 JPY	16,698,981,400 JPY	1,631,165,149 JPY	34,509,451 JPY	1,665,674,600 JPY
12.2019	13,560	15,151,643,675 JPY	388,531,825 JPY	15,540,175,500 JPY	1,126,761,178 JPY	32,044,722 JPY	1,158,805,900 JPY
01.2020	13,184	14,436,633,003 JPY	358,657,897 JPY	14,795,290,900 JPY	715,010,672 JPY	29,873,928 JPY	744,884,600 JPY
02.2020	12,913	13,850,215,454 JPY	330,184,746 JPY	14,180,400,200 JPY	586,417,549 JPY	28,473,151 JPY	614,890,700 JPY
03.2020	12,575	13,256,401,172 JPY	302,880,628 JPY	13,559,281,800 JPY	593,814,282 JPY	27,304,118 JPY	621,118,400 JPY
04.2020	12,176	12,824,780,902 JPY	276,756,998 JPY	13,101,537,900 JPY	431,620,270 JPY	26,123,630 JPY	457,743,900 JPY
05.2020	12,039	12,353,122,967 JPY	251,520,633 JPY	12,604,643,600 JPY	471,657,935 JPY	25,236,365 JPY	496,894,300 JPY
06.2020	11,795	11,700,858,656 JPY	227,261,344 JPY	11,928,120,000 JPY	652,264,311 JPY	24,259,289 JPY	676,523,600 JPY
07.2020	11,551	11,007,506,592 JPY	204,331,508 JPY	11,211,838,100 JPY	693,352,064 JPY	22,929,836 JPY	716,281,900 JPY
08.2020	11,335	10,502,322,871 JPY	182,801,129 JPY	10,685,124,000 JPY	505,183,721 JPY	21,530,379 JPY	526,714,100 JPY
09.2020	11,067	10,006,121,898 JPY	162,296,202 JPY	10,168,418,100 JPY	496,200,973 JPY	20,504,927 JPY	516,705,900 JPY
10.2020	10,720	9,572,913,321 JPY	142,819,679 JPY	9,715,733,000 JPY	433,208,577 JPY	19,476,523 JPY	452,685,100 JPY
11.2020	10,476	9,114,877,337 JPY	124,233,263 JPY	9,239,110,600 JPY	458,035,984 JPY	18,586,416 JPY	476,622,400 JPY
12.2020	10,174	8,277,870,118 JPY	106,603,482 JPY	8,384,473,600 JPY	837,007,219 JPY	17,629,781 JPY	854,633,000 JPY
01.2021	9,773	7,591,442,036 JPY	90,677,564 JPY	7,682,119,600 JPY	686,428,082 JPY	15,925,918 JPY	702,354,000 JPY
02.2021	9,261	6,829,504,025 JPY	76,067,575 JPY	6,905,571,600 JPY	761,938,011 JPY	14,609,989 JPY	776,548,000 JPY
03.2021	8,511	5,938,427,585 JPY	62,900,615 JPY	6,001,328,200 JPY	891,076,960 JPY	13,166,960 JPY	904,243,400 JPY
04.2021	7,442	5,438,432,979 JPY	51,404,421 JPY	5,489,837,400 JPY	499,994,606 JPY	11,496,194 JPY	511,490,800 JPY
05.2021	6,931	4,874,708,087 JPY	40,917,913 JPY	4,915,626,000 JPY	563,724,892 JPY	10,486,508 JPY	574,211,400 JPY
06.2021	6,237	4,196,487,439 JPY	31,540,161 JPY	4,228,027,600 JPY	678,220,648 JPY	9,377,752 JPY	687,598,400 JPY
07.2021	5,491	3,453,511,174 JPY	23,549,726 JPY	3,477,060,900 JPY	742,976,265 JPY	7,990,435 JPY	750,966,700 JPY
08.2021	4,717	2,770,464,447 JPY	16,993,553 JPY	2,787,458,000 JPY	683,046,727 JPY	6,556,173 JPY	689,602,900 JPY
09.2021	3,852	1,847,277,586 JPY	11,684,214 JPY	1,858,961,800 JPY	923,186,861 JPY	5,309,339 JPY	928,496,200 JPY
10.2021	2,675	1,279,187,031 JPY	8,118,469 JPY	1,287,305,500 JPY	568,090,555 JPY	3,565,745 JPY	571,656,300 JPY
11.2021	1,921	568,967,266 JPY	5,601,234 JPY	574,568,500 JPY	710,219,765 JPY	2,517,235 JPY	712,737,000 JPY
12.2021	940	402,639,338 JPY	4,368,962 JPY	407,008,300 JPY	166,327,928 JPY	1,232,272 JPY	167,560,200 JPY
01.2022	765	292,142,347 JPY	3,472,453 JPY	295,614,800 JPY	110,496,991 JPY	896,509 JPY	111,393,500 JPY
02.2022	637	211,561,172 JPY	2,799,628 JPY	214,360,800 JPY	80,581,175 JPY	672,825 JPY	81,254,000 JPY
03.2022	532	138,395,238 JPY	2,289,262 JPY	140,684,500 JPY	73,165,934 JPY	510,366 JPY	73,676,300 JPY
04.2022	421	122,181,188 JPY	1,921,212 JPY	124,102,400 JPY	16,214,050 JPY	368,050 JPY	16,582,100 JPY
05.2022	398	106,766,119 JPY	1,592,781 JPY	108,358,900 JPY	15,415,069 JPY	328,431 JPY	15,743,500 JPY
06.2022	368	86,956,073 JPY	1,301,827 JPY	88,257,900 JPY	19,810,046 JPY	290,954 JPY	20,101,000 JPY
07.2022	328	66,703,949 JPY	1,058,851 JPY	67,762,800 JPY	20,252,124 JPY	242,976 JPY	20,495,100 JPY
08.2022	288	53,890,332 JPY	863,968 JPY	54,754,300 JPY	12,813,617 JPY	194,883 JPY	13,008,500 JPY
09.2022	209	45,631,333 JPY	699,667 JPY	46,331,000 JPY	8,258,999 JPY	164,301 JPY	8,423,300 JPY
10.2022	161	39,025,167 JPY	558,033 JPY	39,583,200 JPY	6,606,166 JPY	141,634 JPY	6,747,800 JPY
11.2022	135	33,272,931 JPY	435,669 JPY	33,708,600 JPY	5,752,236 JPY	122,364 JPY	5,874,600 JPY
12.2022	107	24,733,220 JPY	330,580 JPY	25,063,800 JPY	8,539,711 JPY	105,089 JPY	8,644,800 JPY
01.2023	88	19,499,392 JPY	252,208 JPY	19,751,600 JPY	5,233,828 JPY	78,372 JPY	5,312,200 JPY
02.2023	78	16,020,364 JPY	190,236 JPY	16,210,600 JPY	3,479,028 JPY	61,972 JPY	3,541,000 JPY
03.2023	64	13,119,251 JPY	139,249 JPY	13,258,500 JPY	2,901,113 JPY	50,987 JPY	2,952,100 JPY
04.2023	57	10,437,239 JPY	97,461 JPY	10,534,700 JPY	2,682,012 JPY	41,788 JPY	2,723,800 JPY
05.2023	52	7,934,483 JPY	64,217 JPY	7,998,700 JPY	2,502,756 JPY	33,244 JPY	2,536,000 JPY
06.2023	40	5,378,159 JPY	38,941 JPY	5,417,100 JPY	2,556,324 JPY	25,276 JPY	2,581,600 JPY
07.2023	29	3,611,888 JPY	21,812 JPY	3,633,700 JPY	1,766,271 JPY	17,129 JPY	1,783,400 JPY
08.2023	27	1,836,392 JPY	10,308 JPY	1,846,700 JPY	1,775,496 JPY	11,504 JPY	1,787,000 JPY
09.2023	21	793,839 JPY	4,461 JPY	798,300 JPY	1,042,553 JPY	5,847 JPY	1,048,400 JPY
10.2023	9	354,667 JPY	1,933 JPY	356,600 JPY	439,172 JPY	2,528 JPY	441,700 JPY
11.2023	4	201,197 JPY	803 JPY	202,000 JPY	153,470 JPY	1,130 JPY	154,600 JPY
12.2023	1	50,838 JPY	162 JPY	51,000 JPY	150,359 JPY	641 JPY	151,000 JPY
01.2024	1	0 JPY	0 JPY	0 JPY	50,838 JPY	162 JPY	51,000 JPY

**Expected Amortisation**

**Expected Amortization to the Second Trust**

JPY mil.

Assuming a Clean-Up Call at 10% of the Initial Outstanding Balance, annual prepayments of 10% and 0% defaults.





**Distribution by Sub-Servicer**

Sub-Servicer	Number of Loans	Percentage of Loans	Outstanding Principal Balance	Percentage of Balance
Cedyna	19,310	59.67 %	39,658,006,314 JPY	61.19 %
Jaccs	13,050	40.33 %	25,153,873,612 JPY	38.81 %
<b>Total</b>	<b>32,360</b>	<b>100.00 %</b>	<b>64,811,879,926 JPY</b>	<b>100.00 %</b>

**Distribution by Brand**

Make	Number of Loans	Percentage of Loans	Outstanding Discounted Principal Balance	Percentage of Balance
VW	20,629	63.75 %	33,756,098,376 JPY	52.08 %
Audi	11,687	36.12 %	30,900,994,254 JPY	47.68 %
Bentley	14	0.04 %	96,382,342 JPY	0.15 %
Lamborghini	7	0.02 %	39,896,382 JPY	0.06 %
Other	23	0.07 %	18,508,572 JPY	0.03 %
<b>Total</b>	<b>32,360</b>	<b>100.00 %</b>	<b>64,811,879,926 JPY</b>	<b>100.00 %</b>

**Distribution by New and Used**
**Distribution by New and Used**

New or Used	Number of Loans	Percentage of Loans	Outstanding Discounted Principal Balance	Percentage of Balance
New	21,605	66.76 %	50,146,518,893 JPY	77.37 %
Used	7,973	24.64 %	13,070,552,667 JPY	20.17 %
Used (Prolonged)	2,782	8.60 %	1,594,808,366 JPY	2.46 %
<b>Total</b>	<b>32,360</b>	<b>100.00 %</b>	<b>64,811,879,926 JPY</b>	<b>100.00 %</b>

**Distribution by Brand New and Used**

New or Used	Number of Loans	Percentage of Loans	Outstanding Discounted Principal Balance	Percentage of Balance
VW New	14,042	43.39 %	27,332,669,910 JPY	42.17 %
VW Used	4,360	13.47 %	5,415,925,087 JPY	8.36 %
VW Used (Prolonged)	2,227	6.88 %	1,007,503,379 JPY	1.55 %
Audi New	7,548	23.33 %	22,716,108,054 JPY	35.05 %
Audi Used	3,584	11.08 %	7,597,581,213 JPY	11.72 %
Audi Used (Prolonged)	555	1.72 %	587,304,987 JPY	0.91 %
Other	44	0.14 %	154,787,296 JPY	0.24 %
<b>Total</b>	<b>32,360</b>	<b>100.00 %</b>	<b>64,811,879,926 JPY</b>	<b>100.00 %</b>

## Distribution by Product Type

### Loan Type List

Loan Type	Description
100	Volkswagen Owner's Plan
100	Audi Owner's Plan
100	Lamborghini Auto Loan
100	Bentley Auto Loan
101	Twin Loan
105	Refinanced Volkswagen Solutions
106	Refinanced Volkswagen Das Welt Auto with refinance option *
106	Refinanced Audi S-Loan/ S-Loan Plus
106	Refinanced Lamborghini Hyper Premium Plan
106	Refinanced Bentley My Flying B
140	Volkswagen Solutions
150	Volkswagen Das Welt Auto with refinance option **
150	Audi S-Loan
150	Lamborghini Hyper Premium Plan
150	Bentley My Flying B
151	Audi S-Loan Plus

(\*) The name was changed from "Refinanced Volkswagen GUC with refinance option" effective from 1 February 2012.

No other changes were made to auto loan agreements.

(\*\*) The name was changed from "Volkswagen GUC with refinance option" effective from 1 February 2012.

No other changes were made to auto loan agreements.

### Product Type

Loan Type	Number of Loans	Percentage of Loans	Outstanding Discounted Principal Balance	Percentage of Balance
100	4,737	14.64 %	6,790,558,711 JPY	10.48 %
101	1	0.00 %	73,241 JPY	0.00 %
105	2,150	6.64 %	987,091,179 JPY	1.52 %
106	632	1.95 %	607,717,187 JPY	0.94 %
140-VFJ	2,108	6.51 %	4,004,893,479 JPY	6.18 %
140-Dealer	10,765	33.27 %	21,658,914,424 JPY	33.42 %
150	11,267	34.82 %	28,620,581,247 JPY	44.16 %
151	700	2.16 %	2,142,050,458 JPY	3.31 %
<b>Total</b>	<b>32,360</b>	<b>100.00 %</b>	<b>64,811,879,926 JPY</b>	<b>100.00 %</b>

### Credit Type

Credit Type	Number of Loans	Percentage of Loans	Outstanding Discounted Principal Balance	Percentage of Balance
Balloon Type Loan	24,840	76.76 %	56,426,439,608 JPY	87.06 %
Equal Instalment Type Loan	7,520	23.24 %	8,385,440,318 JPY	12.94 %
<b>Total</b>	<b>32,360</b>	<b>100.00 %</b>	<b>64,811,879,926 JPY</b>	<b>100.00 %</b>

**Distribution by RV**

Loan Type	Number of Loans	Percentage of Balance	Outstanding Discounted Principal Balance
100/101/105/106	7,520	12.94 %	8,385,440,318 JPY
140-VFJ (excl. balloon)		3.44 %	2,232,738,272 JPY
140-VFJ (balloon)		2.73 %	1,772,155,207 JPY
140-VFJ	2,108	6.18 %	4,004,893,479 JPY
140-Dealer (excl. balloon)		18.91 %	12,257,556,565 JPY
140-Dealer (balloon)		14.51 %	9,401,357,859 JPY
140-Dealer	10,765	33.42 %	21,658,914,424 JPY
150 (excl. balloon)		22.29 %	14,447,488,667 JPY
150 (balloon)		21.87 %	14,173,092,580 JPY
150	11,267	44.16 %	28,620,581,247 JPY
151 (excl. balloon)		1.19 %	771,165,368 JPY
151 (balloon)		2.12 %	1,370,885,090 JPY
151	700	3.31 %	2,142,050,458 JPY
<b>Total</b>	<b>32,360</b>	<b>100.00 %</b>	<b>64,811,879,926 JPY</b>

Type of Payment Portion	Percentage of Balance	Outstanding Discounted Principal Balance
Monthly Installment Portion	58.78 %	38,094,389,190 JPY
Balloon Portion	41.22 %	26,717,490,736 JPY
<b>Total</b>	<b>100.00 %</b>	<b>64,811,879,926 JPY</b>

**Distribution by Brand New and Used**
**Audi**

New or Used	Number of Loans	Percentage of Loans	Outstanding Discounted Principal Balance	Percentage of Balance
New	7,548	64.58 %	22,716,108,054 JPY	73.51 %
Used	4,139	35.42 %	8,184,886,200 JPY	26.49 %
<b>Total</b>	<b>11,687</b>	<b>100.00 %</b>	<b>30,900,994,254 JPY</b>	<b>100.00 %</b>

**Bentley**

New or Used	Number of Loans	Percentage of Loans	Outstanding Discounted Principal Balance	Percentage of Balance
New	9	64.29 %	66,281,784 JPY	68.77 %
Used	5	35.71 %	30,100,558 JPY	31.23 %
<b>Total</b>	<b>14</b>	<b>100.00 %</b>	<b>96,382,342 JPY</b>	<b>100.00 %</b>

**Lamborghini**

New or Used	Number of Loans	Percentage of Loans	Outstanding Discounted Principal Balance	Percentage of Balance
New	6	85.71 %	31,459,145 JPY	78.85 %
Used	1	14.29 %	8,437,237 JPY	21.15 %
<b>Total</b>	<b>7</b>	<b>100.00 %</b>	<b>39,896,382 JPY</b>	<b>100.00 %</b>

**VW**

New or Used	Number of Loans	Percentage of Loans	Outstanding Discounted Principal Balance	Percentage of Balance
New	14,042	68.07 %	27,332,669,910 JPY	80.97 %
Used	6,587	31.93 %	6,423,428,466 JPY	19.03 %
<b>Total</b>	<b>20,629</b>	<b>100.00 %</b>	<b>33,756,098,376 JPY</b>	<b>100.00 %</b>

**OTHER**

New or Used	Number of Loans	Percentage of Loans	Outstanding Discounted Principal Balance	Percentage of Balance
New	0	0.00 %	0 JPY	0.00 %
Used	23	100.00 %	18,508,572 JPY	100.00 %
<b>Total</b>	<b>23</b>	<b>100.00 %</b>	<b>18,508,572 JPY</b>	<b>100.00 %</b>

### Distribution by Customer Type

#### Customer Type

Customer Type	Number of Loans	Percentage of Loans	Outstanding Discounted Principal Balance	Percentage of Balance
Retail	29,242	90.36 %	55,702,744,848 JPY	85.95 %
Corporate	3,118	9.64 %	9,109,135,078 JPY	14.05 %
<b>Total</b>	<b>32,360</b>	<b>100.00 %</b>	<b>64,811,879,926 JPY</b>	<b>100.00 %</b>

**Distribution by Outstanding Discounted Principal Balance**

Outstanding Discounted Principal Balance	Number of Loans	Percentage of Loans	Outstanding Discounted Principal Balance	Percentage of Balance
<= 500,000 JPY	2,804	8.67 %	840,270,484 JPY	1.30 %
500,001 JPY - 1,000,000 JPY	4,101	12.67 %	3,140,467,649 JPY	4.85 %
1,000,001 JPY - 1,500,000 JPY	5,629	17.39 %	7,123,262,753 JPY	10.99 %
1,500,001 JPY - 2,000,000 JPY	6,099	18.85 %	10,649,326,070 JPY	16.43 %
2,000,001 JPY - 2,500,000 JPY	4,744	14.66 %	10,619,080,536 JPY	16.38 %
2,500,001 JPY - 3,000,000 JPY	3,528	10.90 %	9,635,686,586 JPY	14.87 %
3,000,001 JPY - 3,500,000 JPY	2,033	6.28 %	6,550,537,860 JPY	10.11 %
3,500,001 JPY - 4,000,000 JPY	1,142	3.53 %	4,258,560,503 JPY	6.57 %
4,000,001 JPY - 4,500,000 JPY	695	2.15 %	2,941,482,747 JPY	4.54 %
4,500,001 JPY - 5,000,000 JPY	520	1.61 %	2,456,536,663 JPY	3.79 %
5,000,001 JPY - 6,000,000 JPY	586	1.81 %	3,182,192,453 JPY	4.91 %
6,000,001 JPY - 7,000,000 JPY	257	0.79 %	1,656,045,139 JPY	2.56 %
7,000,001 JPY - 8,000,000 JPY	130	0.40 %	966,586,402 JPY	1.49 %
8,000,001 JPY - 9,000,000 JPY	71	0.22 %	598,619,195 JPY	0.92 %
9,000,001 JPY - 10,000,000 JPY	21	0.06 %	193,224,886 JPY	0.30 %
>= 10,000,001 JPY	0	0.00 %	0 JPY	0.00 %
<b>Total</b>	<b>32,360</b>	<b>100.00 %</b>	<b>64,811,879,926 JPY</b>	<b>100.00 %</b>

**Statistics**

<b>Minimum</b> Outstanding Discounted Principal Balance	13,986 JPY
<b>Maximum</b> Outstanding Discounted Principal Balance	9,521,663 JPY
<b>Average</b> Outstanding Discounted Principal Balance	2,002,839 JPY



**Distribution by Original Principal Amount**

Original Principal Balance	Number of Loans	Percentage of Loans	Outstanding Discounted Principal Balance	Percentage of Balance
<= 500,000 JPY	553	1.71 %	128,928,406 JPY	0.20 %
500,001 JPY - 1,000,000 JPY	2,869	8.87 %	1,378,731,355 JPY	2.13 %
1,000,001 JPY - 1,500,000 JPY	3,528	10.90 %	3,241,371,445 JPY	5.00 %
1,500,001 JPY - 2,000,000 JPY	5,142	15.89 %	6,811,819,287 JPY	10.51 %
2,000,001 JPY - 2,500,000 JPY	5,220	16.13 %	8,957,498,095 JPY	13.82 %
2,500,001 JPY - 3,000,000 JPY	4,913	15.18 %	10,372,249,718 JPY	16.00 %
3,000,001 JPY - 3,500,000 JPY	3,448	10.66 %	8,617,881,655 JPY	13.30 %
3,500,001 JPY - 4,000,000 JPY	2,303	7.12 %	6,610,315,060 JPY	10.20 %
4,000,001 JPY - 4,500,000 JPY	1,290	3.99 %	4,265,093,965 JPY	6.58 %
4,500,001 JPY - 5,000,000 JPY	936	2.89 %	3,464,014,602 JPY	5.34 %
5,000,001 JPY - 6,000,000 JPY	1,000	3.09 %	4,257,749,888 JPY	6.57 %
6,000,001 JPY - 7,000,000 JPY	572	1.77 %	2,875,581,185 JPY	4.44 %
7,000,001 JPY - 8,000,000 JPY	260	0.80 %	1,564,408,146 JPY	2.41 %
8,000,001 JPY - 9,000,000 JPY	140	0.43 %	912,289,092 JPY	1.41 %
9,000,001 JPY - 10,000,000 JPY	75	0.23 %	545,119,265 JPY	0.84 %
>= 10,000,001 JPY	111	0.34 %	808,828,762 JPY	1.25 %
<b>Total</b>	<b>32,360</b>	<b>100.00 %</b>	<b>64,811,879,926 JPY</b>	<b>100.00 %</b>

**Statistics**

<b>Minimum</b> Original Principal Balance	100,000 JPY
<b>Maximum</b> Original Principal Balance	25,000,000 JPY
<b>Average</b> Original Principal Balance	2,664,797 JPY

**Distribution by Interest Rate paid by the Obligor**

Interest Rate paid by the Obligor	Number of Loans	Percentage of Loans	Outstanding Discounted Principal Balance	Percentage of Balance
< 0.900 %	2,148	6.64 %	4,387,615,473 JPY	6.77 %
0.900 % < 1.500 %	5,744	17.75 %	14,328,860,299 JPY	22.11 %
1.500 % < 2.000 %	10,526	32.53 %	23,904,573,704 JPY	36.88 %
2.000 % < 2.500 %	325	1.00 %	591,650,060 JPY	0.91 %
2.500 % < 3.000 %	6,336	19.58 %	12,277,523,579 JPY	18.94 %
3.000 % < 3.500 %	1,192	3.68 %	1,135,168,334 JPY	1.75 %
3.500 % < 4.000 %	6,047	18.69 %	8,107,114,116 JPY	12.51 %
4.000 % < 4.500 %	41	0.13 %	79,355,432 JPY	0.12 %
4.500 % < 5.000 %	1	0.00 %	18,929 JPY	0.00 %
5.000 % or more	0	0.00 %	0 JPY	0.00 %
<b>Total</b>	<b>32,360</b>	<b>100.00 %</b>	<b>64,811,879,926 JPY</b>	<b>100.00 %</b>

<b>Statistics</b>	
<b>Minimum</b> Interest Rate	0.00 %
<b>Maximum</b> Interest Rate	4.59 %
<b>Weighted Average</b> Interest Rate	2.05 %

**Distribution by Original Term**

Length of Original Term (months)	Number of Loans	Percentage of Loans	Outstanding Discounted Principal Balance	Percentage of Balance
6 - 12	225	0.70 %	58,893,025 JPY	0.09 %
13 - 18	195	0.60 %	60,033,607 JPY	0.09 %
19 - 24	1,975	6.10 %	1,155,986,310 JPY	1.78 %
25 - 30	112	0.35 %	71,850,206 JPY	0.11 %
31 - 36	13,538	41.84 %	29,194,749,710 JPY	45.05 %
37 - 42	79	0.24 %	78,324,094 JPY	0.12 %
43 - 48	1,618	5.00 %	2,386,225,660 JPY	3.68 %
49 - 54	28	0.09 %	42,313,050 JPY	0.07 %
55 - 60	13,718	42.39 %	29,791,500,297 JPY	45.97 %
61 - 66	20	0.06 %	34,723,823 JPY	0.05 %
67 - 72	664	2.05 %	1,370,621,951 JPY	2.11 %
73 - 84	188	0.58 %	566,658,193 JPY	0.87 %
<b>Total</b>	<b>32,360</b>	<b>100.00 %</b>	<b>64,811,879,926 JPY</b>	<b>100.00 %</b>

Statistics	
<b>Minimum</b> Original Term in months	6
<b>Maximum</b> Original Term in months	84
<b>Weighted Average</b> Original Term in months	48.43

**Distribution by Remaining Term**

Length of Remaining Term (months)	Number of Loans	Percentage of Loans	Outstanding Discounted Principal Balance	Percentage of Balance
<= 12	5,467	16.89 %	6,314,730,567 JPY	9.74 %
13 - 18	3,768	11.64 %	5,460,719,716 JPY	8.43 %
19 - 24	4,511	13.94 %	9,204,012,363 JPY	14.20 %
25 - 30	5,054	15.62 %	12,342,085,928 JPY	19.04 %
31 - 36	1,765	5.45 %	3,289,069,225 JPY	5.07 %
37 - 42	1,621	5.01 %	3,263,924,107 JPY	5.04 %
43 - 48	3,937	12.17 %	9,006,601,465 JPY	13.90 %
49 - 54	5,297	16.37 %	13,394,838,218 JPY	20.67 %
55 - 60	572	1.77 %	1,490,829,242 JPY	2.30 %
61 - 66	261	0.81 %	679,446,081 JPY	1.05 %
67 - 72	67	0.21 %	216,094,374 JPY	0.33 %
73 - 84	40	0.12 %	149,528,640 JPY	0.23 %
<b>Total</b>	<b>32,360</b>	<b>100.00 %</b>	<b>64,811,879,926 JPY</b>	<b>100.00 %</b>

Statistics	
<b>Minimum</b> Remaining Term in months	1
<b>Maximum</b> Remaining Term in months	80
<b>Weighted Average</b> Remaining Term in months	33.51

**Distribution by Seasoning**

Seasoning (months)	Number of Loans	Percentage of Loans	Outstanding Discounted Principal Balance	Percentage of Balance
<= 12	14,036	43.37 %	32,540,373,966 JPY	50.21 %
13 - 18	7,675	23.72 %	15,820,193,431 JPY	24.41 %
19 - 24	3,709	11.46 %	6,669,382,821 JPY	10.29 %
25 - 30	3,368	10.41 %	5,269,160,795 JPY	8.13 %
31 - 36	1,657	5.12 %	2,328,378,256 JPY	3.59 %
37 - 42	957	2.96 %	1,292,313,823 JPY	1.99 %
43 - 48	541	1.67 %	555,959,943 JPY	0.86 %
49 - 54	285	0.88 %	252,624,548 JPY	0.39 %
55 - 60	117	0.36 %	78,427,006 JPY	0.12 %
61 - 66	11	0.03 %	4,268,209 JPY	0.01 %
67 - 72	4	0.01 %	797,128 JPY	0.00 %
73 - 84	0	0.00 %	0 JPY	0.00 %
<b>Total</b>	<b>32,360</b>	<b>100.00 %</b>	<b>64,811,879,926 JPY</b>	<b>100.00 %</b>

Statistics	
Minimum Seasoning in months	2
Maximum Seasoning in months	71
Weighted Average Seasoning in months	14.92

**Distribution by Type of Car**
**Type of Car**

Type of Car	Number of Loans	Percentage of Loans	Outstanding Discounted Principal Balance	Percentage of Balance
New	21,605	66.76 %	50,146,518,893 JPY	77.37 %
Used	10,755	33.24 %	14,665,361,033 JPY	22.63 %
<b>Total</b>	<b>32,360</b>	<b>100.00 %</b>	<b>64,811,879,926 JPY</b>	<b>100.00 %</b>

**Type of Car: Only Balloon Loans**

Type of Car	Number of Loans	Percentage of Loans	Outstanding Discounted Principal Balance	Percentage of Balance
New	20,091	80.88 %	47,720,386,926 JPY	84.57 %
Used	4,749	19.12 %	8,706,052,682 JPY	15.43 %
<b>Total</b>	<b>24,840</b>	<b>100.00 %</b>	<b>56,426,439,608 JPY</b>	<b>100.00 %</b>

**Type of Car: Only Equal Instalment Loans**

Type of Car	Number of Loans	Percentage of Loans	Outstanding Discounted Principal Balance	Percentage of Balance
New	1,514	20.13 %	2,426,131,967 JPY	28.93 %
Used	6,006	79.87 %	5,959,308,351 JPY	71.07 %
<b>Total</b>	<b>7,520</b>	<b>100.00 %</b>	<b>8,385,440,318 JPY</b>	<b>100.00 %</b>

**Distribution by Brand and Model**

Make	Model	Number of Loans	Percentage of Loans	Outstanding Discounted Principal Balance	Percentage of Balance
<b>Audi</b>	A1	1,144	3.54 %	1,776,438,010 JPY	2.74 %
	A3	2,905	8.98 %	5,818,198,534 JPY	8.98 %
	A4	2,413	7.46 %	6,368,177,335 JPY	9.83 %
	A5	529	1.63 %	1,432,301,738 JPY	2.21 %
	A6	787	2.43 %	2,526,373,567 JPY	3.90 %
	A7	289	0.89 %	1,226,427,730 JPY	1.89 %
	A8	90	0.28 %	424,619,927 JPY	0.66 %
	S1	114	0.35 %	300,570,360 JPY	0.46 %
	S3	402	1.24 %	1,203,675,072 JPY	1.86 %
	S4	84	0.26 %	262,468,173 JPY	0.40 %
	S5	65	0.20 %	243,230,276 JPY	0.38 %
	S6	35	0.11 %	179,017,694 JPY	0.28 %
	S7	29	0.09 %	145,791,913 JPY	0.22 %
	S8	25	0.08 %	152,473,505 JPY	0.24 %
	RS3	52	0.16 %	246,826,828 JPY	0.38 %
	RS4	19	0.06 %	85,214,863 JPY	0.13 %
	RS5	15	0.05 %	75,087,621 JPY	0.12 %
	RS6	16	0.05 %	77,644,046 JPY	0.12 %
	RS7	12	0.04 %	84,291,496 JPY	0.13 %
	Q3	999	3.09 %	2,493,202,283 JPY	3.85 %
	Q5	651	2.01 %	2,158,597,749 JPY	3.33 %
	Q7	174	0.54 %	956,793,994 JPY	1.48 %
	RSQ3	20	0.06 %	95,690,362 JPY	0.15 %
	TT	807	2.49 %	2,505,498,862 JPY	3.87 %
R8	11	0.03 %	62,382,316 JPY	0.10 %	
AUDI OTHERS	0	0.00 %	0 JPY	0.00 %	
	<b>Subtotal</b>	<b>11,687</b>	<b>36.12 %</b>	<b>30,900,994,254 JPY</b>	<b>47.68 %</b>
<b>Bentley</b>	ARNAGE	0	0.00 %	0 JPY	0.00 %
	AZURE	0	0.00 %	0 JPY	0.00 %
	BENTAYGA	1	0.00 %	9,183,025 JPY	0.01 %
	CONTINENTAL	11	0.03 %	70,759,108 JPY	0.11 %
	FLYING SPUR	1	0.00 %	7,406,408 JPY	0.01 %
	MULSANNE	1	0.00 %	9,033,801 JPY	0.01 %
	BENTLEY OTHERS	0	0.00 %	0 JPY	0.00 %
		<b>Subtotal</b>	<b>14</b>	<b>0.04 %</b>	<b>96,382,342 JPY</b>
<b>Lamborghini</b>	AVENTADOR	1	0.00 %	2,782,582 JPY	0.00 %
	DIABLO	0	0.00 %	0 JPY	0.00 %
	GALLARDO	4	0.01 %	25,653,974 JPY	0.04 %
	HURACÁN	2	0.01 %	11,459,826 JPY	0.02 %
	MULCIELAGO	0	0.00 %	0 JPY	0.00 %
	LAMBORGHINI OTHERS	0	0.00 %	0 JPY	0.00 %
		<b>Subtotal</b>	<b>7</b>	<b>0.02 %</b>	<b>39,896,382 JPY</b>
<b>VW</b>	BEETLE	2,098	6.48 %	3,364,070,145 JPY	5.19 %
	BORA	0	0.00 %	0 JPY	0.00 %
	EOS	0	0.00 %	0 JPY	0.00 %
	GOLF	8,184	25.29 %	14,057,134,166 JPY	21.69 %
	JETTA	19	0.06 %	7,690,793 JPY	0.01 %
	LUPO	0	0.00 %	0 JPY	0.00 %
	PASSAT	1,686	5.21 %	3,667,190,999 JPY	5.66 %
	POLO	4,359	13.47 %	5,720,868,626 JPY	8.83 %
	SCIROCCO	54	0.17 %	65,334,325 JPY	0.10 %
	SHARAN	722	2.23 %	1,542,982,920 JPY	2.38 %
	TIGUAN	535	1.65 %	935,775,977 JPY	1.44 %
	TOUAREG	101	0.31 %	283,319,588 JPY	0.44 %
	TOURAN	1,404	4.34 %	2,799,441,995 JPY	4.32 %
	UP	1,467	4.53 %	1,312,288,842 JPY	2.02 %
	VENTO	0	0.00 %	0 JPY	0.00 %
	VW OTHERS	0	0.00 %	0 JPY	0.00 %
	<b>Subtotal</b>	<b>20,629</b>	<b>63.75 %</b>	<b>33,756,098,376 JPY</b>	<b>52.08 %</b>
<b>Non VW Group Vehicles</b>		23	0.07 %	18,508,572 JPY	0.03 %
	<b>Subtotal</b>	<b>23</b>	<b>0.07 %</b>	<b>18,508,572 JPY</b>	<b>0.03 %</b>
<b>Total</b>		<b>32,360</b>	<b>100.00 %</b>	<b>64,811,879,926 JPY</b>	<b>100.00 %</b>

**Geographic Distribution by Prefecture**

Prefecture	Number of Loans	Percentage of Loans	Outstanding Discounted Principal Balance	Percentage of Balance
Tokyo	4,962	15.33 %	11,471,234,491 JPY	17.70 %
Kanagawa	3,217	9.94 %	6,580,548,826 JPY	10.15 %
Aichi	2,316	7.16 %	4,496,502,678 JPY	6.94 %
Saitama	2,136	6.60 %	4,311,658,023 JPY	6.65 %
Osaka	1,898	5.87 %	4,037,456,411 JPY	6.23 %
Chiba	1,407	4.35 %	2,704,661,574 JPY	4.17 %
Fukuoka	1,375	4.25 %	2,691,174,797 JPY	4.15 %
Hokkaido	1,204	3.72 %	2,665,568,962 JPY	4.11 %
Hyogo	1,272	3.93 %	2,595,890,520 JPY	4.01 %
Ibaraki	997	3.08 %	1,899,537,953 JPY	2.93 %
Shizuoka	960	2.97 %	1,885,720,910 JPY	2.91 %
Hiroshima	768	2.37 %	1,408,497,367 JPY	2.17 %
Tochigi	679	2.10 %	1,327,162,042 JPY	2.05 %
Kyoto	608	1.88 %	1,178,879,495 JPY	1.82 %
Gunma	621	1.92 %	1,062,415,089 JPY	1.64 %
Miyagi	547	1.69 %	1,031,864,981 JPY	1.59 %
Okayama	506	1.56 %	937,320,867 JPY	1.45 %
Gifu	491	1.52 %	893,467,269 JPY	1.38 %
Nagano	478	1.48 %	829,458,030 JPY	1.28 %
Mie	434	1.34 %	778,357,593 JPY	1.20 %
Niigata	388	1.20 %	675,022,353 JPY	1.04 %
Fukushima	349	1.08 %	604,847,592 JPY	0.93 %
Nara	293	0.91 %	571,828,993 JPY	0.88 %
Yamaguchi	308	0.95 %	561,910,512 JPY	0.87 %
Oita	295	0.91 %	555,459,627 JPY	0.86 %
Ishikawa	283	0.87 %	495,833,278 JPY	0.77 %
Kumamoto	273	0.84 %	475,698,163 JPY	0.73 %
Shiga	269	0.83 %	469,467,080 JPY	0.72 %
Yamanashi	230	0.71 %	448,471,500 JPY	0.69 %
Kagoshima	235	0.73 %	429,289,820 JPY	0.66 %
Toyama	238	0.74 %	407,518,261 JPY	0.63 %
Fukui	204	0.63 %	404,788,019 JPY	0.62 %
Yamagata	236	0.73 %	388,350,799 JPY	0.60 %
Wakayama	191	0.59 %	381,590,846 JPY	0.59 %
Kagawa	213	0.66 %	376,135,986 JPY	0.58 %
Nagasaki	160	0.49 %	320,826,390 JPY	0.50 %
Iwate	154	0.48 %	307,333,579 JPY	0.47 %
Tokushima	155	0.48 %	294,409,873 JPY	0.45 %
Miyazaki	144	0.44 %	276,322,869 JPY	0.43 %
Saga	127	0.39 %	255,983,641 JPY	0.39 %
Aomori	137	0.42 %	255,516,461 JPY	0.39 %
Ehime	154	0.48 %	251,319,458 JPY	0.39 %
Shimane	104	0.32 %	214,891,448 JPY	0.33 %
Akita	104	0.32 %	197,260,978 JPY	0.30 %
Tottori	116	0.36 %	188,658,658 JPY	0.29 %
Kouchi	76	0.23 %	138,337,899 JPY	0.21 %
Okinawa	48	0.15 %	77,427,965 JPY	0.12 %
<b>Total</b>	<b>32,360</b>	<b>100.00 %</b>	<b>64,811,879,926 JPY</b>	<b>100.00 %</b>



**Distribution by Obligor Concentration**
**Distribution of Loan Contracts and Vehicles per Obligor**

Contract Concentration	Number of Customers	Percentage of Customers	Number of Loans	Percentage of Loans	Outstanding Discounted Principal Balance	Percentage of Balance
1	31,202	96.97 %	31,202	96.42 %	62,060,423,315 JPY	95.75 %
2	910	2.83 %	1,068	3.30 %	2,519,036,650 JPY	3.89 %
3	59	0.18 %	79	0.24 %	211,881,546 JPY	0.33 %
4	4	0.01 %	6	0.02 %	8,164,590 JPY	0.01 %
5	2	0.01 %	4	0.01 %	9,645,292 JPY	0.01 %
6 - 10	1	0.00 %	1	0.00 %	2,728,533 JPY	0.00 %
11 or more	0	0.00 %	0	0.00 %	0 JPY	0.00 %
<b>Total</b>	<b>32,178</b>	<b>100.00 %</b>	<b>32,360</b>	<b>100.00 %</b>	<b>64,811,879,926 JPY</b>	<b>100.00 %</b>

**Top 20 Obligor**

Number	Number of Contracts	Outstanding Discounted Principal Balance	Percentage of Balance
1	2	15,275,588 JPY	0.02 %
2	2	14,113,090 JPY	0.02 %
3	2	11,702,323 JPY	0.02 %
4	2	11,437,426 JPY	0.02 %
5	2	11,325,448 JPY	0.02 %
6	2	10,809,839 JPY	0.02 %
7	2	10,354,448 JPY	0.02 %
8	2	10,341,192 JPY	0.02 %
9	2	9,980,366 JPY	0.02 %
10	2	9,964,281 JPY	0.02 %
11	2	9,890,895 JPY	0.02 %
12	2	9,725,315 JPY	0.02 %
13	1	9,521,663 JPY	0.01 %
14	2	9,457,750 JPY	0.01 %
15	1	9,338,683 JPY	0.01 %
16	1	9,322,110 JPY	0.01 %
17	2	9,295,783 JPY	0.01 %
18	1	9,288,732 JPY	0.01 %
19	1	9,286,593 JPY	0.01 %
20	1	9,257,970 JPY	0.01 %
<b>Total 1 -20</b>	<b>34</b>	<b>209,689,495 JPY</b>	<b>0.32 %</b>

Remarks:

Figures above are calculated based on each of the Sub-Servicers respectively and not across both of the Sub-Servicers.

### Distribution by Contract Start Month

Origination Month	Number of Loans	Percentage of Loans	Outstanding Discounted Principal Balance	Percentage of Balance
06.2011	1	0.00 %	40,700 JPY	0.00 %
07.2011	1	0.00 %	199,413 JPY	0.00 %
08.2011	1	0.00 %	57,915 JPY	0.00 %
09.2011	0	0.00 %	0 JPY	0.00 %
10.2011	1	0.00 %	499,100 JPY	0.00 %
11.2011	1	0.00 %	429,637 JPY	0.00 %
12.2011	1	0.00 %	245,183 JPY	0.00 %
01.2012	3	0.01 %	1,014,206 JPY	0.00 %
02.2012	2	0.01 %	982,004 JPY	0.00 %
03.2012	1	0.00 %	350,247 JPY	0.00 %
04.2012	3	0.01 %	1,246,932 JPY	0.00 %
05.2012	2	0.01 %	909,689 JPY	0.00 %
06.2012	31	0.10 %	9,923,684 JPY	0.02 %
07.2012	19	0.06 %	9,287,672 JPY	0.01 %
08.2012	11	0.03 %	12,988,798 JPY	0.02 %
09.2012	38	0.12 %	38,256,319 JPY	0.06 %
10.2012	16	0.05 %	7,060,844 JPY	0.01 %
11.2012	29	0.09 %	28,119,459 JPY	0.04 %
12.2012	42	0.13 %	32,691,394 JPY	0.05 %
01.2013	40	0.12 %	37,668,265 JPY	0.06 %
02.2013	44	0.14 %	31,015,133 JPY	0.05 %
03.2013	72	0.22 %	63,348,452 JPY	0.10 %
04.2013	58	0.18 %	59,781,845 JPY	0.09 %
05.2013	82	0.25 %	74,671,328 JPY	0.12 %
06.2013	114	0.35 %	108,697,871 JPY	0.17 %
07.2013	81	0.25 %	74,189,028 JPY	0.11 %
08.2013	64	0.20 %	72,088,624 JPY	0.11 %
09.2013	114	0.35 %	116,776,196 JPY	0.18 %
10.2013	86	0.27 %	109,536,896 JPY	0.17 %
11.2013	101	0.31 %	134,894,661 JPY	0.21 %
12.2013	161	0.50 %	218,621,167 JPY	0.34 %
01.2014	118	0.36 %	158,211,469 JPY	0.24 %
02.2014	193	0.60 %	280,920,192 JPY	0.43 %
03.2014	296	0.91 %	387,705,477 JPY	0.60 %
04.2014	88	0.27 %	111,960,857 JPY	0.17 %
05.2014	121	0.37 %	153,546,295 JPY	0.24 %
06.2014	298	0.92 %	378,772,712 JPY	0.58 %
07.2014	257	0.79 %	364,971,114 JPY	0.56 %
08.2014	232	0.72 %	315,954,134 JPY	0.49 %
09.2014	469	1.45 %	711,025,047 JPY	1.10 %
10.2014	280	0.87 %	404,108,954 JPY	0.62 %
11.2014	361	1.12 %	525,088,871 JPY	0.81 %
12.2014	553	1.71 %	897,801,022 JPY	1.39 %
01.2015	410	1.27 %	601,991,552 JPY	0.93 %
02.2015	622	1.92 %	945,342,032 JPY	1.46 %
03.2015	1,095	3.38 %	1,756,996,931 JPY	2.71 %
04.2015	327	1.01 %	541,940,387 JPY	0.84 %
05.2015	568	1.76 %	954,201,934 JPY	1.47 %
06.2015	717	2.22 %	1,287,204,867 JPY	1.99 %
07.2015	554	1.71 %	944,549,972 JPY	1.46 %
08.2015	573	1.77 %	984,904,191 JPY	1.52 %
09.2015	830	2.56 %	1,613,738,955 JPY	2.49 %
10.2015	467	1.44 %	884,782,902 JPY	1.37 %
11.2015	548	1.69 %	1,079,994,347 JPY	1.67 %
12.2015	1,153	3.56 %	2,264,231,122 JPY	3.49 %
01.2016	1,027	3.17 %	2,102,224,440 JPY	3.24 %
02.2016	1,511	4.67 %	3,062,862,926 JPY	4.73 %
03.2016	2,315	7.15 %	4,804,382,329 JPY	7.41 %
04.2016	1,121	3.46 %	2,506,498,267 JPY	3.87 %
05.2016	1,493	4.61 %	3,295,042,740 JPY	5.08 %
06.2016	1,865	5.76 %	4,141,669,480 JPY	6.39 %
07.2016	1,600	4.94 %	3,554,839,080 JPY	5.48 %
08.2016	1,810	5.59 %	4,203,043,333 JPY	6.48 %
09.2016	2,506	7.74 %	5,845,951,760 JPY	9.02 %
10.2016	1,619	5.00 %	3,798,999,564 JPY	5.86 %
11.2016	2,157	6.67 %	5,308,609,173 JPY	8.19 %
12.2016	379	1.17 %	876,157,809 JPY	1.35 %
01.2017	244	0.75 %	623,668,731 JPY	0.96 %
02.2017	199	0.61 %	464,855,237 JPY	0.72 %
03.2017	164	0.51 %	427,537,059 JPY	0.66 %
04.2017	0	0.00 %	0 JPY	0.00 %
05.2017	0	0.00 %	0 JPY	0.00 %
<b>Total</b>	<b>32,360</b>	<b>100.00 %</b>	<b>64,811,879,926 JPY</b>	<b>100.00 %</b>

### Distribution by Contract End Month

Maturity Month	Number of Loans	Percentage of Loans	Outstanding Discounted Principal Balance	Percentage of Balance
06.2017	262	0.81 %	171,245,855 JPY	0.26 %
07.2017	223	0.69 %	209,899,447 JPY	0.32 %
08.2017	241	0.74 %	202,495,447 JPY	0.31 %
09.2017	448	1.38 %	505,145,170 JPY	0.78 %
10.2017	266	0.82 %	259,156,364 JPY	0.40 %
11.2017	342	1.06 %	366,848,164 JPY	0.57 %
12.2017	515	1.59 %	648,563,369 JPY	1.00 %
01.2018	426	1.32 %	466,616,877 JPY	0.72 %
02.2018	633	1.96 %	740,101,177 JPY	1.14 %
03.2018	1,147	3.54 %	1,508,527,754 JPY	2.33 %
04.2018	383	1.18 %	472,595,461 JPY	0.73 %
05.2018	581	1.80 %	763,535,482 JPY	1.18 %
06.2018	797	2.46 %	1,150,216,404 JPY	1.77 %
07.2018	590	1.82 %	772,530,994 JPY	1.19 %
08.2018	514	1.59 %	752,954,865 JPY	1.16 %
09.2018	823	2.54 %	1,257,050,210 JPY	1.94 %
10.2018	458	1.42 %	670,527,881 JPY	1.03 %
11.2018	586	1.81 %	857,439,362 JPY	1.32 %
12.2018	814	2.52 %	1,483,244,468 JPY	2.29 %
01.2019	511	1.58 %	1,000,576,211 JPY	1.54 %
02.2019	736	2.27 %	1,414,430,973 JPY	2.18 %
03.2019	1,205	3.72 %	2,478,073,298 JPY	3.82 %
04.2019	531	1.64 %	1,234,336,296 JPY	1.90 %
05.2019	714	2.21 %	1,593,351,117 JPY	2.46 %
06.2019	917	2.83 %	2,141,674,253 JPY	3.30 %
07.2019	663	2.05 %	1,582,049,831 JPY	2.44 %
08.2019	719	2.22 %	1,716,302,942 JPY	2.65 %
09.2019	1,096	3.39 %	2,711,186,145 JPY	4.18 %
10.2019	712	2.20 %	1,716,919,276 JPY	2.65 %
11.2019	947	2.93 %	2,473,953,481 JPY	3.82 %
12.2019	376	1.16 %	766,456,274 JPY	1.18 %
01.2020	271	0.84 %	528,656,361 JPY	0.82 %
02.2020	338	1.04 %	610,337,465 JPY	0.94 %
03.2020	399	1.23 %	733,363,876 JPY	1.13 %
04.2020	137	0.42 %	229,973,653 JPY	0.35 %
05.2020	244	0.75 %	420,281,596 JPY	0.65 %
06.2020	244	0.75 %	467,082,895 JPY	0.72 %
07.2020	216	0.67 %	432,783,889 JPY	0.67 %
08.2020	268	0.83 %	520,386,498 JPY	0.80 %
09.2020	347	1.07 %	697,396,861 JPY	1.08 %
10.2020	244	0.75 %	509,520,126 JPY	0.79 %
11.2020	302	0.93 %	636,753,838 JPY	0.98 %
12.2020	401	1.24 %	886,242,085 JPY	1.37 %
01.2021	512	1.58 %	1,148,919,852 JPY	1.77 %
02.2021	750	2.32 %	1,734,687,324 JPY	2.68 %
03.2021	1,069	3.30 %	2,425,573,633 JPY	3.74 %
04.2021	511	1.58 %	1,223,283,158 JPY	1.89 %
05.2021	694	2.14 %	1,587,895,413 JPY	2.45 %
06.2021	746	2.31 %	1,835,523,462 JPY	2.83 %
07.2021	774	2.39 %	1,837,595,226 JPY	2.84 %
08.2021	865	2.67 %	2,139,504,466 JPY	3.30 %
09.2021	1,177	3.64 %	2,973,713,633 JPY	4.59 %
10.2021	754	2.33 %	1,960,587,158 JPY	3.03 %
11.2021	981	3.03 %	2,647,914,273 JPY	4.09 %
12.2021	175	0.54 %	456,050,044 JPY	0.70 %
01.2022	128	0.40 %	361,905,743 JPY	0.56 %
02.2022	105	0.32 %	256,715,527 JPY	0.40 %
03.2022	111	0.34 %	287,026,606 JPY	0.44 %
04.2022	23	0.07 %	52,840,182 JPY	0.08 %
05.2022	30	0.09 %	76,291,140 JPY	0.12 %
06.2022	40	0.12 %	109,198,131 JPY	0.17 %
07.2022	40	0.12 %	92,713,070 JPY	0.14 %
08.2022	79	0.24 %	221,679,598 JPY	0.34 %
09.2022	48	0.15 %	123,001,231 JPY	0.19 %
10.2022	26	0.08 %	59,800,819 JPY	0.09 %
11.2022	28	0.09 %	73,053,232 JPY	0.11 %
12.2022	19	0.06 %	60,048,829 JPY	0.09 %
01.2023	10	0.03 %	30,701,070 JPY	0.05 %
02.2023	14	0.04 %	46,177,714 JPY	0.07 %
03.2023	7	0.02 %	18,176,723 JPY	0.03 %
04.2023	5	0.02 %	15,366,492 JPY	0.02 %
05.2023	12	0.04 %	45,623,546 JPY	0.07 %
06.2023	11	0.03 %	40,005,990 JPY	0.06 %
07.2023	2	0.01 %	6,017,089 JPY	0.01 %
08.2023	6	0.02 %	20,306,751 JPY	0.03 %
09.2023	12	0.04 %	45,973,138 JPY	0.07 %
10.2023	5	0.02 %	20,155,210 JPY	0.03 %
11.2023	3	0.01 %	12,241,378 JPY	0.02 %
12.2023	0	0.00 %	0 JPY	0.00 %
01.2024	1	0.00 %	4,829,084 JPY	0.01 %
<b>Total</b>	<b>32,360</b>	<b>100.00 %</b>	<b>64,811,879,926 JPY</b>	<b>100.00 %</b>

**Distribution by Monthly Payment**

Monthly Payment	Number of Loans	Percentage of Loans	Outstanding Discounted Principal Balance	Percentage of Balance
<= 10,000 JPY	1,633	5.05 %	1,996,619,638 JPY	3.08 %
10,001 JPY - 20,000 JPY	6,038	18.66 %	8,317,823,359 JPY	12.83 %
20,001 JPY - 30,000 JPY	8,671	26.80 %	13,754,206,946 JPY	21.22 %
30,001 JPY - 40,000 JPY	6,402	19.78 %	12,614,253,314 JPY	19.46 %
40,001 JPY - 50,000 JPY	3,726	11.51 %	8,527,882,650 JPY	13.16 %
50,001 JPY - 60,000 JPY	2,138	6.61 %	5,626,825,312 JPY	8.68 %
60,001 JPY - 70,000 JPY	1,146	3.54 %	3,424,417,076 JPY	5.28 %
70,001 JPY - 80,000 JPY	641	1.98 %	2,093,308,278 JPY	3.23 %
80,001 JPY - 90,000 JPY	512	1.58 %	1,807,408,305 JPY	2.79 %
90,001 JPY - 100,000 JPY	393	1.21 %	1,531,622,672 JPY	2.36 %
100,001 JPY - 110,000 JPY	259	0.80 %	1,040,771,331 JPY	1.61 %
110,001 JPY - 120,000 JPY	195	0.60 %	897,114,842 JPY	1.38 %
120,001 JPY - 130,000 JPY	158	0.49 %	751,313,638 JPY	1.16 %
130,001 JPY - 140,000 JPY	106	0.33 %	544,517,788 JPY	0.84 %
140,001 JPY - 150,000 JPY	70	0.22 %	373,233,114 JPY	0.58 %
>= 150,001 JPY	272	0.84 %	1,510,561,663 JPY	2.33 %
<b>Total</b>	<b>32,360</b>	<b>100.00 %</b>	<b>64,811,879,926 JPY</b>	<b>100.00 %</b>

**Distribution by Bonus Payment**

Bonus Payment	Number of Loans	Percentage of Loans	Outstanding Discounted Principal Balance	Percentage of Balance
No Bonus Payment	19,528	60.35 %	38,170,796,870 JPY	58.89 %
1 JPY - 25,000 JPY	295	0.91 %	435,626,917 JPY	0.67 %
25,001 JPY - 50,000 JPY	3,175	9.81 %	5,200,691,954 JPY	8.02 %
50,001 JPY - 75,000 JPY	1,098	3.39 %	1,943,219,318 JPY	3.00 %
75,001 JPY - 100,000 JPY	4,450	13.75 %	8,891,337,602 JPY	13.72 %
100,001 JPY - 125,000 JPY	562	1.74 %	1,223,807,430 JPY	1.89 %
125,001 JPY - 150,000 JPY	1,698	5.25 %	4,208,511,447 JPY	6.49 %
150,001 JPY - 175,000 JPY	192	0.59 %	506,262,835 JPY	0.78 %
175,001 JPY - 200,000 JPY	833	2.57 %	2,370,300,554 JPY	3.66 %
200,001 JPY - 225,000 JPY	52	0.16 %	160,517,307 JPY	0.25 %
225,001 JPY - 250,000 JPY	197	0.61 %	637,443,196 JPY	0.98 %
250,001 JPY - 275,000 JPY	21	0.06 %	70,683,544 JPY	0.11 %
275,001 JPY - 300,000 JPY	165	0.51 %	574,541,256 JPY	0.89 %
300,001 JPY - 325,000 JPY	7	0.02 %	30,757,062 JPY	0.05 %
325,001 JPY - 350,000 JPY	35	0.11 %	145,767,366 JPY	0.22 %
350,001 JPY - 375,000 JPY	5	0.02 %	23,213,314 JPY	0.04 %
375,001 JPY - 400,000 JPY	17	0.05 %	75,475,685 JPY	0.12 %
400,001 JPY - 425,000 JPY	0	0.00 %	0 JPY	0.00 %
425,001 JPY - 450,000 JPY	6	0.02 %	26,815,690 JPY	0.04 %
450,001 JPY - 475,000 JPY	0	0.00 %	0 JPY	0.00 %
475,001 JPY - 500,000 JPY	17	0.05 %	72,417,934 JPY	0.11 %
500,001 JPY or more	7	0.02 %	43,692,645 JPY	0.07 %
<b>Total</b>	<b>32,360</b>	<b>100.00 %</b>	<b>64,811,879,926 JPY</b>	<b>100.00 %</b>

**Distribution by Motor Type**

Motor Type	Number of Loans	Percentage of Loans	Outstanding Discounted Principal Balance	Percentage of Balance
EA 189	0	0.00 %	0 JPY	0.00 %
Other	32,360	100.00 %	64,811,879,926 JPY	100.00 %
<b>Total</b>	<b>32,360</b>	<b>100.00 %</b>	<b>64,811,879,926 JPY</b>	<b>100.00 %</b>

## Disclaimer

This presentation contains forward-looking statements and information on the business development of the Volkswagen Group. These statements may be spoken or written and can be recognized by terms such as "expects", "anticipates", "intends", "plans", "believes", "seeks", "estimates", "will", or words with similar meaning. These statements are based on assumptions relating to the development of the economies of individual countries, and in particular of the automotive industry, which we have made on the basis of the information available to us and which we consider to be realistic at the time of going to press. The estimates given involve a degree of risk, and the actual developments may differ from those forecast.

Consequently, any unexpected fall in demand or economic stagnation in our key sales markets, such as in Western Europe (and especially Germany) or in the USA, Brazil or China, will have a corresponding impact on the development of our business. The same applies in the event of a significant shift in current exchange rates relative to the US dollar, sterling, yen, Brazilian real, Chinese renminbi and Czech koruna.

If any of these or other risks occur, or if the assumptions underlying any of these statements prove incorrect, the actual results may significantly differ from those expressed or implied by such statements.

We do not update forward-looking statements retrospectively. Such statements are valid on the date of publication and can be superceded.

This information does not constitute an offer to exchange or sell or an offer to exchange or buy any securities.