

Deal Name: Driver Japan five

Originator: Volkswagen Financial Services Japan Ltd.
Gotenyama Trust Tower 17F
7-35 Kitashinagawa 4-chome, Shinagawa-ku
Tokyo 140-0001, Japan

Reporting Entity: Volkswagen Financial Services Japan Ltd.
Treasury Dept.
Gotenyama Trust Tower 17F
7-35 Kitashinagawa 4-chome, Shinagawa-ku
Tokyo 140-0001, Japan
Tel No.: +81(0)3-5792-7261
Fax No.: +81(0)3-3280-7365
E-mail: vwfsjp.abs@vwfs.com

**Trustor of the First Trust:
Servicer:** Volkswagen Financial Services Japan Ltd.

**Trustee of the First Trust:
Trustee of the Second Trust:** Shinsei Trust & Banking Co., Ltd.
Nihonbashi Muromachi Nomura Building
4-3, Nihonbashi-muromachi 2-chome, Chuo-ku,
Tokyo 103-0022, Japan
Trust Management Division
Tel No.: +81(0)3-6880-6300
Fax No.: +81(0)3-4560-2756
E-mail: OpsKinsai@shinseitrust.com



Contents

Page	Tables of Contents
1	Front Page
2	Contents
3	Deal Overview
4	Deal Overview: Counterparties I
5	Deal Overview: Counterparties II
6	Information regarding the TBI and ABL to the Second Trust
7	Pool Information
8	Available Distribution
9	Waterfall
10	Credit Enhancement
11	Cumulative Gross Loss Ratio & Performance Trigger
12	Cumulative Gross Loss Ratio & Performance Trigger (Chart)
13	Default & Delinquencies
14	Run Out Schedule (Previous)
15	Run Out Schedule
16	Expected Amortization to the Second Trust
17	Sub-Servicer
18	Brand
19	New and Used
20	Product Type
21	RV
22	Brand New and Used
23	Customer Type
24	Outstanding Discounted Principal Balance
25	Original Principal Amount
26	Interest Rate paid by the Obligor
27	Original Term
28	Remaining Term
29	Seasoning
30	Type of Car
31	Brand and Model
32	Geographic Dist. by Prefecture
33	Obligor Concentration
34	Contract Start Month
35	Contract End Month
36	Monthly payment
37	Bonus payment
38	Mortor Type

Deal Overview

Cut Off Date:	2016/02/10		
Trust Commencement Date:	2016/02/24	Legal Maturity of the First Trust:	2024/06/27
Monthly Period:	2017/08/11	to	2017/09/10
Reporting Date:	2017/09/15		
Reporting Frequency:	monthly		
Period No.:	19		
Remittance Date:	2017/09/22		
Advance Payment Date:	2017/09/22		
Cash Adjustment Date:	2017/09/22		
Additional Entrustment Date:	2017/09/26		
Trust Calculation Date:	2017/09/26		
Trust Calculation Period:	2017/08/25	to	2017/09/26
First Trust Payment Date:	2017/09/27		
Second Trust Payment Date:	2017/09/28		
Interest Calculation Period:	2017/08/29	to	2017/09/28
Next Reporting Date:	2017/10/17		

Pool information at the Initial Cut off Date

	Number of Contracts	Outstanding Discounted Principal Balance	Outstanding Nominal Balance
Outstanding Pool	31,976	64,176,234,995 JPY	66,824,671,200 JPY

Credit Type	Percentage of Loans	Outstanding Discounted Principal Balance	Percentage of Balance
Balloon	75.37 %	53,826,542,156 JPY	83.87 %
Equal Instalment Loan	24.63 %	10,349,692,839 JPY	16.13 %
Total	100.00 %	64,176,234,995 JPY	100.00 %

Type of Car	Percentage of Loans	Outstanding Discounted Principal Balance	Percentage of Balance
New	72.19 %	50,995,472,631 JPY	79.46 %
Used	27.81 %	13,180,762,364 JPY	20.54 %
Total	100.00 %	64,176,234,995 JPY	100.00 %

Deal Overview: Counterparties I

Joint Lead Managers:

Merrill Lynch Japan Securities Co., Ltd.

Nihonbashi 1-chome Building,
 1-4-1, Nihonbashi,
 Chuo-ku,
 Tokyo 103-8230, Japan

Shinsei Securities Co., Ltd.

Nihonbashi Muromachi Nomura Building,
 2-4-3, Nihonbashi-muromachi,
 Chuo-ku,
 Tokyo 103-0022, Japan

Trust Management Account Bank:

The Bank of Tokyo-Mitsubishi UFJ, Ltd.

4-2 Toranomon 1-chome,
 Minato-ku
 Tokyo 105-0001, Japan

Rating								
Moody's			Fitch			R&I		
Long Term	Short Term	Outlook	Long Term	Short Term	Outlook	Long Term	Short Term	Outlook
n.a.	n.a.	n.a.	A	F1	Stable	n.a.	n.a.	n.a.
n.a.	n.a.	n.a.	n.a.	n.a.	n.a.	n.a.	n.a.	n.a.
A1	P-1	Stable	A	F1	Stable	AA-	a-1+	Stable

Originator:

Trustor of the First Trust:

Servicer:

Volkswagen Financial Services Japan Ltd.

Gotenyama Trust Tower 17F
 7-35 Kitashinagawa 4-chome, Shinagawa-ku
 Tokyo 140-0001, Japan

Trustee of the First Trust:

Trustee of the Second Trust:

Shinsei Trust & Banking Co., Ltd.

Attn.: Driver Japan five
 Trust Management Division

ABL Lender to the First Trust:

Trustor of the Second Trust:

Merrill Lynch Japan Securities Co., Ltd.

Seller of the Trust Beneficial

Interest of the Second Trust

Merrill Lynch Japan Securities Co., Ltd.

Shinsei Securities Co., Ltd.

Deal Overview: Counterparties II

Rating Agencies:

Moody's SF Japan K.K.

Attn.: Driver Japan five
 Structure Finance Group Monitoring Division
 5-1 Atago 2-chome, Minato-ku
 Tokyo 105-6220, Japan
 E-mail: monitor.msfi@moodys.com

Fitch Ratings Japan Limited

Attn.: Driver Japan five
 Structured Finance
 Kojimachi Crystal City East Wing 3rd Floor,
 4-8 Kōjimachi, Chiyoda-ku,
 Tokyo 102-0083, Japan
 E-mail: tokyo.surveillance@fitchratings.com

Rating and Investment Information, Inc.

Attn.: Monitoring Group Department:Structured Finance Department
 Structured Finance Department
 TERRACE SQUARE, 3-22,
 Kanda Nishikicho, Chiyoda-ku,
 Tokyo 101-0054, Japan
 E-mail: sfmonitor@r-i.co.jp

Rating of VW

Volkswagen Financial Services AG

Volkswagen AG

Rating								
Moody's			Fitch			R&I		
Short Term	Long Term	Outlook	Short Term	Long Term	Outlook	Short Term	Long Term	Outlook
P-2	A3	Negative	n.a.	n.a.	n.a.	n.a.	n.a.	n.a.
P-2	A3	Negative	F2	BBB+	Stable	n.a.	n.a.	n.a.

Information regarding Trust Beneficial Interest of the Second Trust & Asset Backed Loan to the Second Trust

Rating Details

	<u>TBI</u>	<u>ABL</u>
Rating at Issue Date		
Moody's	Aaa(sf)	Aaa(sf)
Fitch	AAAsf	AAAsf
R&I	AAA	AAA
Current Rating		
Moody's	Aaa(sf)	Aaa(sf)
Fitch	AAAsf	AAAsf
R&I	AAA	AAA

Information on TBI & ABL

	<u>TBI</u>	<u>ABL</u>
Initial Balance	31,000,000,000 JPY	29,000,000,000 JPY
Expected Maturity Date	2019/12/30	2019/12/30
Legal Maturity of the Second Trust	2024/06/28	2024/06/28
Payment Dates	28th	28th
Business Day Convention	Modified Following	Modified Following
Listing	None	—

Information on Interest

	<u>TBI</u>	<u>ABL</u>
Fixed/ Floating	Fixed	Fixed
Current Coupon	0.19%	0.19%
Day Count Convention	30/360	30/360

Selling Restriction

The holders of the Beneficial Interest and the ABL Lenders* are prohibited from dividing, assigning, pledging or creating any other security interest over any of the Beneficial Interest and the Asset Backed Loans without the prior written approval of the Trustee of the Second Trust.

(*)The holders of the Beneficial Interest and the ABL Lenders are limited to specified investors (*tokutei toushika*) as defined under Paragraph 31 of Article 2 of the Financial Instruments and Exchange Act (Law no.25 of 1948 as amended).

Clean-Up Call

VWFS Japan as the Trustor of the First Trust has a right at its option to exercise a clean-up call to repurchase of all, but not part, of the outstanding Auto Loan Receivables from the Trustee of the First Trust on any Trust Calculation Date, the Discounted Principal Balance of all outstanding Auto Loan Receivables is expected to be less than ten percent (10%) of the Discounted Principal Balance of the Initial Auto Loan Receivables as of the Initial Cut-off Date after the distribution pursuant to Article 18.1 of the First Trust Agreement on the immediately following First Trust Payment Date.

Pool Information
Pool Balance on Initial Cut-Off Date

Status	Number of Contracts	Outstanding Discounted Principal Balance
Normal	31,976	64,176,234,995 JPY
Cancellation	0	0 JPY
Early Termination	0	0 JPY
Defaulted Receivables	0	0 JPY
Matured	0	0 JPY
Refinance Option	0	0 JPY
Repurchase	0	0 JPY
Total	31,976	64,176,234,995 JPY

Pool Balance before entrustment of Additional Auto Loan Receivables

Status	Number of Contracts on previous EoP	Outstanding Discounted Principal Balance on previous EoP	Number of Contracts "as Collections" during the relevant Monthly Period*	Outstanding Discounted Principal Balance "as Collections" during the relevant Monthly Period*	Number of Contracts EoP before entrustment of Additional Auto Loan Receivables	Outstanding Discounted Principal Balance EoP before entrustment of Additional Auto Loan Receivables
Normal	32,118	50,037,318,918 JPY	31,287	1,175,247,321 JPY	31,287	47,831,703,401 JPY
Cancellation	0	0 JPY	0	0 JPY	0	0 JPY
Early Termination	0	0 JPY	405	684,269,106 JPY	0	0 JPY
Defaulted Receivables	0	0 JPY	5	7,283,222 JPY	0	0 JPY
Matured	0	0 JPY	354	236,098,285 JPY	0	0 JPY
Refinance Option	0	0 JPY	67	102,717,583 JPY	0	0 JPY
Repurchase	0	0 JPY	0	0 JPY	0	0 JPY
Total	32,118	50,037,318,918 JPY	32,118	2,205,615,517 JPY	31,287	47,831,703,401 JPY

Pool Balance after entrustment of Additional Auto Loan Receivables

Status	Number of Contracts EoP before entrustment of Additional Auto Loan Receivables	Outstanding Discounted Principal Balance EoP before entrustment of Additional Auto Loan Receivables	Number of Contracts of Additional Auto Loan Receivables	Outstanding Discounted Principal Balance of Additional Auto Loan Receivables	Number of Contracts EoP after entrustment of Additional Auto Loan Receivables	Outstanding Discounted Principal Balance EoP after entrustment of Additional Auto Loan Receivables
Normal	31,287	47,831,703,401 JPY	0	0 JPY	31,287	47,831,703,401 JPY
Cancellation	0	0 JPY	0	0 JPY	0	0 JPY
Early Termination	0	0 JPY	0	0 JPY	0	0 JPY
Defaulted Receivables	0	0 JPY	0	0 JPY	0	0 JPY
Matured	0	0 JPY	0	0 JPY	0	0 JPY
Refinance Option	0	0 JPY	0	0 JPY	0	0 JPY
Repurchase	0	0 JPY	0	0 JPY	0	0 JPY
Total	31,287	47,831,703,401 JPY	0	0 JPY	31,287	47,831,703,401 JPY

Limits on Eligibility Criteria

Status Limits on Eligibility Criteria (v) (including Additional Entrustment)	Current Exposure in %	Limits in % of the aggregate Discounted Principal Balance of the Auto Loan Receivables outstanding	Status
(i) on Used Purchased Vehicle	20.31 %	35 %	-*
(ii) on Non-VW Vehicles	0.04 %	5 %	-*
(iii) on Balloon Payment	53.55 %	50 %	-*

(*) not applicable since the Revolving Period ended

Outstanding Balances

Monthly Period: from 2017/08/11 to 2017/09/10
Reporting Date: 2017/09/15
Trust Calculation Date: 2017/09/26

Outstanding Balances

	Number of Contracts	Aggregate Amount of the Discounted Principal Balance	Aggregate Amount of the Nominal Balance
Balance on the previous EoP	32,118	50,037,318,918 JPY	51,513,675,600 JPY
Balance after counting on the Collections during the relevant	31,287	47,831,703,401 JPY	49,203,027,100 JPY
Balance of Additional Auto Loan Receivables	0	0 JPY	0 JPY
Aggregate Amount of Auto Loan Receivables	31,287	47,831,703,401 JPY	49,203,027,100 JPY

Collections

	Number of Contracts	Aggregate Amount of the Discounted Principal Balance	Aggregate Amount of the Nominal Balance
Collections: Amortization of current contracts	31,287	1,175,247,321 JPY	1,263,010,500 JPY
Collections: Cancellation	0	0 JPY	0 JPY
Collections: Early Termination	405	684,269,106 JPY	685,544,508 JPY
Collections: Defaulted Receivables	5	7,283,222 JPY	7,297,955 JPY
Collections: Matured	354	236,098,285 JPY	236,433,200 JPY
Collections: Refinance Option	67	102,717,583 JPY	102,840,000 JPY
Collections: Repurchase	0	0 JPY	0 JPY
Sum	32,118	2,205,615,517 JPY	2,295,126,163 JPY

Available Distribution Amount

	Number of Contracts	Aggregate Amount of the Nominal Balance
(a) the Collections for the Monthly Period with respect to such Trust Calculation Date	32,118	2,295,126,163 JPY
(b) drawings from the Cash Collateral Ledger in accordance with Article 18.3 of the First Trust Agreement	0	0 JPY
(c) net investment earnings from Eligible Investments	0	14,444 JPY
(d) net proceeds from the sale or disposal of the Trust Assets of the First Trust	0	0 JPY
(e) any amount which is carried over from the immediately preceding Trust Calculation Date	0	0 JPY
Sum	32,118	2,295,140,607 JPY

Waterfall

There is no distinction between principal and interest, and all collections go through a single priority of payments			
		Payment	Remaining Amount
Available Distribution Amount	plus	2,295,140,607 JPY	2,295,140,607 JPY
(a) an amount necessary for the payment of all taxes and public charges to be paid to the relevant public authority by the immediately following First Trust Payment Date.	less	0 JPY	2,295,140,607 JPY
(b) an amount necessary for the payment of all Fees for the Trustee of the First Trust to be paid to the Trustee of the First Trust by the immediately following First Trust Payment Date.	less	337,751 JPY	2,294,802,856 JPY
(c) an amount necessary for the payment of the Servicing Fee to be paid to the Servicer by the immediately following First Trust Payment Date.	less	45,033,586 JPY	2,249,769,270 JPY
(d) an amount necessary for the payment of the Trust Expenses of the First Trust as provided in Article 23.1 (including the Rating Fees, Costs of the Second Trust and those fees not otherwise covered by (b) or (c) above) to be paid to the relevant party by the immediately following First Trust Payment Date (including any amounts advanced by the Trustee of the First Trust pursuant to Article 23.3)	less	346,499 JPY	2,249,422,771 JPY
(e) an amount necessary for the payment of overdue and unpaid interest on the Asset Backed Loans to the First Trust (if any) to be paid to the Trustee of the Second Trust by the immediately following First Trust Payment Date.	less	0 JPY	2,249,422,771 JPY
(f) an amount necessary for the payment to the Trustee of the Second Trust of interest on the Asset Backed Loan to the First Trust accruing during the relevant Interest Calculation Period	less	7,011,479 JPY	2,242,411,292 JPY
(g) an amount necessary to top up the balance thereof until it is equal to the Cash Collateral Ledger Target Balance	less	0 JPY	2,242,411,292 JPY
(h) (i) prior to the expiration of the Revolving Period: an amount necessary for the redemption of any Additional Senior Beneficial Interest;	less	1,951,969,733 JPY	290,441,559 JPY
(ii) following the expiration of the Revolving Period and prior to the occurrence of an Early Amortization Event, an amount necessary for the payment to the Trustee of the Second Trust of the Asset Backed Loan Principal Payment Amount for the relevant First Trust Payment Date.			
(iii) following the occurrence of the Early Amortization Event, an amount necessary for the payment to the Trustee of the Second Trust of the remaining principal balance of the Asset Backed Loan to the First Trust.			
(i) an amount necessary for the payment to the Trustee of the First Trust of any Indemnified Amounts which are not compensated by the Trustor of the First Trust	less	0 JPY	290,441,559 JPY
(j) an amount necessary for the payment to the Subordinated Beneficiary of the Subordinated Beneficial Principal Payment Amount for the relevant First Trust Payment Date.	less	253,645,784 JPY	36,795,775 JPY
(k) (i) prior to the expiration of the Revolving Period, then (x) if a transfer is made under (j) above, such remaining amount will be transferred to the Expenses Distribution Ledger for payment to the Subordinated Beneficiary as a payment of earnings on the Subordinated Beneficial Interest, and such payment shall be made on the First Trust Payment Date immediately following such Trust Calculation Date or (y) if no transfer is made under (j) above, such remaining amount will be carried forward to the next Trust Calculation Date.	less	36,795,775 JPY	0 JPY
(ii) following the expiration of the Revolving Period and prior to the occurrence of an Early Amortization Event, then such remaining amount will be transferred to the Expenses Distribution Ledger for payment to the Subordinated Beneficiary as a payment of earnings on the Subordinated Beneficial Interest, and such payment shall be made on the First Trust Payment Date immediately following such Trust Calculation Date.			
(iii) following the occurrence of an Early Amortization Event, the remaining amount in the Trust Collection Ledger will be carried forward to the next Trust Calculation Date.			

Credit Enhancement

Subordinated Principal Balance as of the relevant First Trust Payment Date

	Percentage of Aggregate Discounted Principal Balance	Value
(i) the aggregate amount of the Discounted Principal Balance of all Auto Loan Receivables outstanding		47,831,703,401 JPY
(ii) Asset Backed Loan Principal Balance on the relevant First Trust Payment Date		42,331,057,509 JPY
Overcollateralization (= (i) - (ii))	11.50 %	5,500,645,892 JPY
Trust Collection Ledger which is carried over from the immediately preceding Trust Calculation Date	0.00 %	0 JPY
The amount in the Cash Collateral Ledger	0.79 %	380,000,000 JPY
Subordinated Principal Balance	12.29 %	5,880,645,892 JPY

Trust Management Account (TMA)

	in JPY	+/-	in JPY (previous)
Initial Balance on Cash Entrustment Date	380,000,000 JPY		0 JPY
Outstanding Balance on First Trust Payment Date	380,000,000 JPY	0 JPY	380,000,000 JPY
(a) Expenses Distribution Ledger	0 JPY	0 JPY	0 JPY
(b) Trust Collection Ledger	0 JPY	0 JPY	0 JPY
(c) Cash Collateral Ledger	380,000,000 JPY	0 JPY	380,000,000 JPY
Cash Collateral Ledger Target Balance	380,000,000 JPY		

Calculation of Credit Enhancement

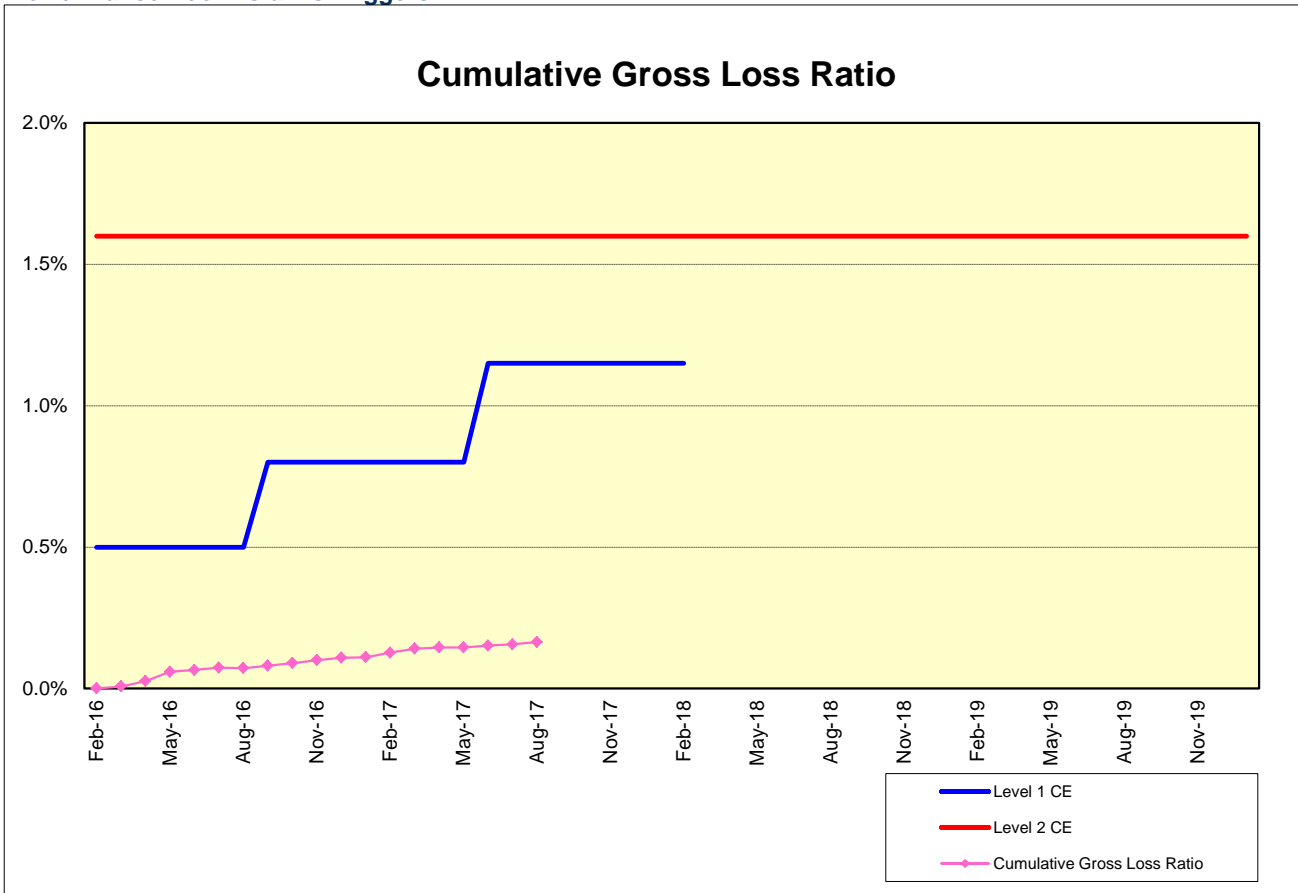
Driver Japan five's Credit Enhancement consists of the items listed above in the Subordinated Principal Balance as of the relevant date of determination (immediately following the First Trust Payment Date). The result provides an absolute value, which will be applied to the (amortized) Aggregate Discounted Principal Balance as of the end of the relevant date.

The transaction has a Revolving Period of 12 months until February 2017.

Asset Backed Loan Overcollateralization Percentage is (i) prior to the expiration of the Revolving Period, 8.5%, and (ii) following the expiration of the Revolving Period, 11.5%; provided, in each case no Credit Enhancement Increase Condition shall be in effect. After a Level 1 Credit Enhancement Increase Condition in effect, 17% and after a Level 2 Credit Enhancement Increase Condition is in effect, 100%.

Cumulative Gross Loss & Cumulative Repurchased Receivables

Performance Pool vis-a-vis Triggers



Cumulative Repurchased Receivables

	Number of Contracts	Repurchase Price
Beginning of Period	0	0 JPY
Repurchased Receivables	0	0 JPY
End of Period	0	0 JPY

Defaulted and Delinquent Contracts

Information of Delinquencies and Defaults

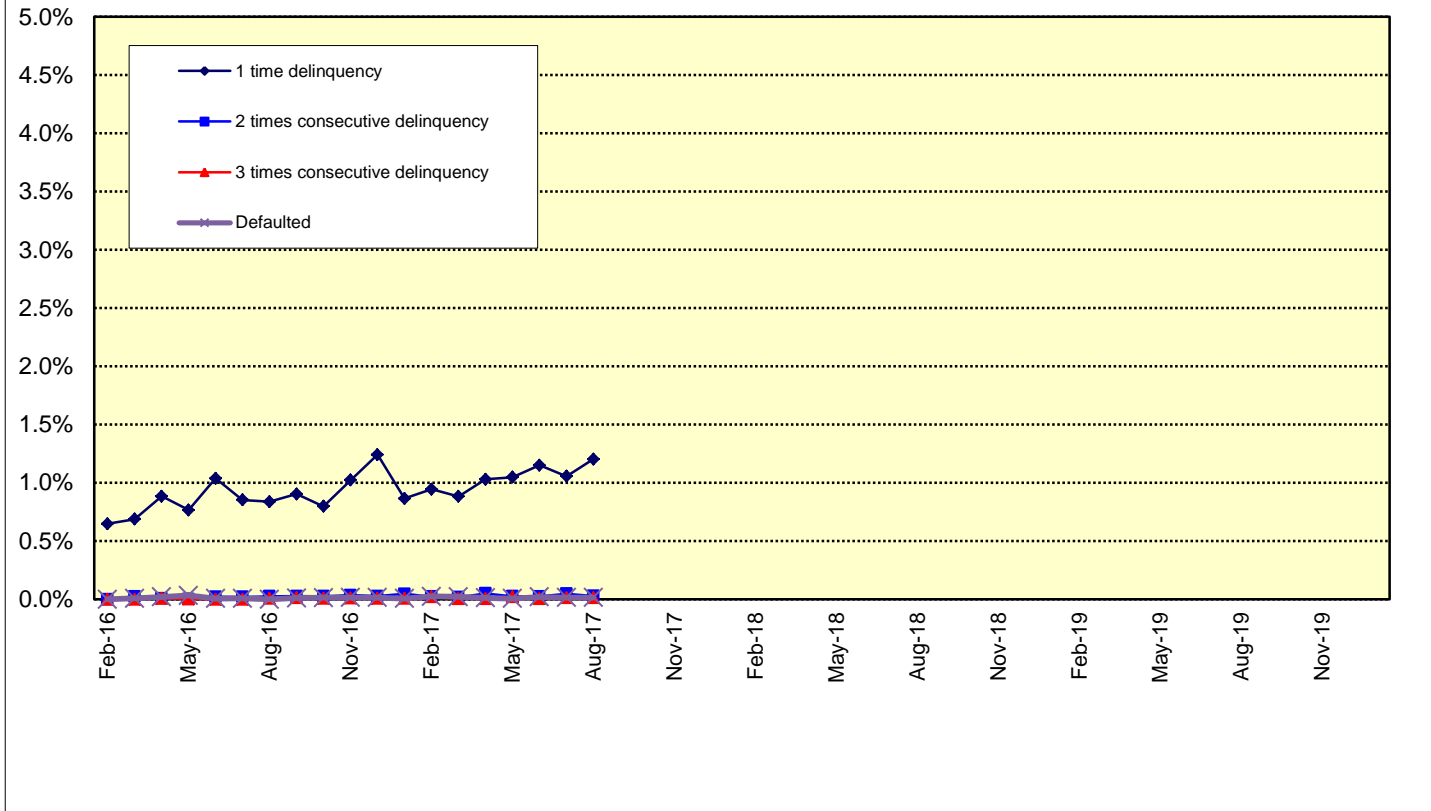
Current Reporting Period	Number of Contracts	Percentage of Contracts (*)	Outstanding Discounted Principal Balance	Percentage of Principal Balance (*)	Outstanding Nominal Balance	Percentage of Nominal Balance (*)
Delinquent	350	1.09 %	594,327,599 JPY	1.19 %	616,765,700 JPY	1.20 %
Default	5	0.02 %	7,283,222 JPY	0.01 %	7,297,955 JPY	0.01 %

(*) Based on the previous EoP

Delinquency Profile (Information Purpose Only)

Days in Arrears	Number of Contracts	Percentage of Contracts	Outstanding Discounted Principal Balance	Percentage of Principal Balance	Outstanding Nominal Balance	Percentage of Nominal Balance
1	336	1.07 %	575,432,334 JPY	1.20 %	597,170,800 JPY	1.21 %
2	11	0.04 %	13,573,009 JPY	0.03 %	13,903,200 JPY	0.03 %
3	3	0.01 %	5,322,256 JPY	0.01 %	5,691,700 JPY	0.01 %
Total	350	1.12 %	594,327,599 JPY	1.24 %	616,765,700 JPY	1.25 %

Delinquent / Defaulted (Gross Loss) Ratio



Run Out Schedule

ROS on the previous EoP on 2017/08/10

Next Payment Month	Number of Contracts	ABS Outstanding Principal	ABS Outstanding Interest	Outstanding Installment	ABS Remaining Principal	ABS Remaining Interest	ABS Remaining Installment
07.2017	32,118	50,037,318,918 JPY	1,476,356,682 JPY	51,513,675,600 JPY	0 JPY	0 JPY	0 JPY
08.2017	32,118	48,505,693,530 JPY	1,386,935,270 JPY	49,892,628,800 JPY	1,531,625,388 JPY	89,421,412 JPY	1,621,046,800 JPY
09.2017	31,697	46,679,869,929 JPY	1,300,198,671 JPY	47,980,068,600 JPY	1,825,823,601 JPY	86,736,599 JPY	1,912,560,200 JPY
10.2017	30,873	45,152,715,783 JPY	1,216,398,917 JPY	46,369,114,700 JPY	1,527,154,146 JPY	83,799,754 JPY	1,610,953,900 JPY
11.2017	30,315	43,425,099,531 JPY	1,135,212,269 JPY	44,560,311,800 JPY	1,727,616,252 JPY	81,186,648 JPY	1,808,802,900 JPY
12.2017	29,569	40,376,271,358 JPY	1,056,853,642 JPY	41,433,125,000 JPY	3,048,828,173 JPY	78,358,627 JPY	3,127,186,800 JPY
01.2018	28,451	38,338,522,115 JPY	983,500,885 JPY	39,322,023,000 JPY	2,037,749,243 JPY	73,352,757 JPY	2,111,102,000 JPY
02.2018	27,571	36,168,611,651 JPY	913,621,149 JPY	37,082,232,800 JPY	2,169,910,464 JPY	69,879,736 JPY	2,239,790,200 JPY
03.2018	26,318	32,780,875,815 JPY	847,167,485 JPY	33,628,043,300 JPY	3,387,735,836 JPY	66,453,664 JPY	3,454,189,500 JPY
04.2018	23,962	31,280,841,519 JPY	785,432,781 JPY	32,066,274,300 JPY	1,500,034,296 JPY	61,734,704 JPY	1,561,769,000 JPY
05.2018	23,250	29,415,621,270 JPY	726,129,930 JPY	30,141,751,200 JPY	1,865,220,249 JPY	59,302,851 JPY	1,924,523,100 JPY
06.2018	22,190	26,762,463,950 JPY	669,785,750 JPY	27,432,249,700 JPY	2,653,157,320 JPY	56,344,180 JPY	2,709,501,500 JPY
07.2018	20,652	24,630,832,477 JPY	617,617,123 JPY	25,248,449,600 JPY	2,131,631,473 JPY	52,168,627 JPY	2,183,800,100 JPY
08.2018	19,589	22,777,107,713 JPY	569,232,587 JPY	23,346,340,300 JPY	1,853,724,764 JPY	48,384,536 JPY	1,902,109,300 JPY
09.2018	18,486	20,363,947,748 JPY	524,078,852 JPY	20,888,026,600 JPY	2,413,159,965 JPY	45,153,735 JPY	2,458,313,700 JPY
10.2018	16,861	18,939,894,749 JPY	482,925,851 JPY	19,422,820,000 JPY	1,424,052,999 JPY	41,153,001 JPY	1,465,206,000 JPY
11.2018	16,022	17,355,022,007 JPY	444,341,193 JPY	17,799,363,200 JPY	1,584,872,742 JPY	38,584,658 JPY	1,623,457,400 JPY
12.2018	15,050	15,795,004,313 JPY	408,522,387 JPY	16,203,526,700 JPY	1,560,017,694 JPY	35,818,806 JPY	1,595,836,500 JPY
01.2019	14,347	14,785,078,031 JPY	375,741,769 JPY	15,160,819,800 JPY	1,009,926,282 JPY	32,780,618 JPY	1,042,706,900 JPY
02.2019	13,766	13,838,014,166 JPY	345,002,034 JPY	14,183,016,200 JPY	947,063,865 JPY	30,739,735 JPY	977,803,600 JPY
03.2019	13,054	12,663,286,335 JPY	316,100,865 JPY	12,979,387,200 JPY	1,174,727,831 JPY	28,901,169 JPY	1,203,629,000 JPY
04.2019	12,008	11,989,500,342 JPY	289,428,458 JPY	12,278,928,800 JPY	673,785,993 JPY	26,672,407 JPY	700,458,400 JPY
05.2019	11,609	11,307,261,501 JPY	264,058,899 JPY	11,571,320,400 JPY	682,238,841 JPY	25,369,559 JPY	707,608,400 JPY
06.2019	11,149	10,392,381,060 JPY	240,049,440 JPY	10,632,430,500 JPY	914,880,441 JPY	24,009,459 JPY	938,889,900 JPY
07.2019	10,549	9,541,800,114 JPY	217,862,786 JPY	9,759,662,900 JPY	850,580,946 JPY	22,186,654 JPY	872,767,600 JPY
08.2019	10,112	8,899,835,741 JPY	197,403,759 JPY	9,097,239,500 JPY	641,964,373 JPY	20,459,027 JPY	662,423,400 JPY
09.2019	9,697	8,143,210,283 JPY	178,234,017 JPY	8,321,444,300 JPY	756,625,458 JPY	19,169,742 JPY	775,795,200 JPY
10.2019	9,072	7,645,090,404 JPY	160,504,796 JPY	7,805,595,200 JPY	498,119,879 JPY	17,729,221 JPY	515,849,100 JPY
11.2019	8,679	7,192,581,321 JPY	143,836,979 JPY	7,336,418,300 JPY	452,509,083 JPY	16,667,817 JPY	469,176,900 JPY
12.2019	8,287	6,493,389,041 JPY	128,145,159 JPY	6,621,534,200 JPY	699,192,280 JPY	15,691,820 JPY	714,884,100 JPY
01.2020	7,859	6,009,354,378 JPY	113,984,022 JPY	6,123,338,400 JPY	484,034,663 JPY	14,161,137 JPY	498,195,800 JPY
02.2020	7,509	5,585,268,316 JPY	100,916,084 JPY	5,686,184,400 JPY	424,086,062 JPY	13,067,938 JPY	447,236,200 JPY
03.2020	7,051	5,120,957,661 JPY	88,808,039 JPY	5,209,765,700 JPY	464,310,655 JPY	12,108,045 JPY	476,418,700 JPY
04.2020	6,448	4,810,220,675 JPY	77,735,625 JPY	4,887,956,300 JPY	310,736,986 JPY	11,072,414 JPY	321,809,400 JPY
05.2020	6,151	4,469,386,501 JPY	67,360,899 JPY	4,536,747,400 JPY	340,834,174 JPY	10,374,726 JPY	351,208,900 JPY
06.2020	5,755	4,043,843,747 JPY	57,760,453 JPY	4,101,604,200 JPY	425,542,754 JPY	9,600,446 JPY	435,143,200 JPY
07.2020	5,336	3,605,240,879 JPY	49,127,121 JPY	3,654,368,000 JPY	438,602,868 JPY	8,633,332 JPY	447,236,200 JPY
08.2020	4,930	3,214,744,238 JPY	41,468,062 JPY	3,256,212,300 JPY	390,496,641 JPY	7,659,059 JPY	398,155,700 JPY
09.2020	4,478	2,768,067,197 JPY	34,672,003 JPY	2,802,739,200 JPY	446,677,041 JPY	6,796,059 JPY	453,473,100 JPY
10.2020	3,847	2,461,605,743 JPY	28,857,357 JPY	2,490,463,100 JPY	306,461,454 JPY	5,814,646 JPY	312,276,100 JPY
11.2020	3,436	2,098,307,446 JPY	23,738,254 JPY	2,122,045,700 JPY	363,298,297 JPY	5,119,103 JPY	368,417,400 JPY
12.2020	2,934	1,816,462,014 JPY	19,424,086 JPY	1,835,886,100 JPY	281,845,432 JPY	4,314,168 JPY	286,159,600 JPY
01.2021	2,696	1,543,513,418 JPY	15,710,582 JPY	1,559,224,000 JPY	272,948,596 JPY	3,713,504 JPY	276,662,100 JPY
02.2021	2,392	1,277,789,538 JPY	12,533,662 JPY	1,290,323,200 JPY	265,723,880 JPY	3,176,920 JPY	268,900,800 JPY
03.2021	2,043	947,724,267 JPY	9,862,233 JPY	957,586,500 JPY	330,065,271 JPY	2,671,429 JPY	332,736,700 JPY
04.2021	1,568	821,658,396 JPY	7,827,504 JPY	829,485,900 JPY	126,065,871 JPY	2,034,729 JPY	128,100,600 JPY
05.2021	1,386	672,698,357 JPY	6,053,843 JPY	678,752,200 JPY	148,960,039 JPY	1,773,661 JPY	150,733,700 JPY
06.2021	1,131	525,431,281 JPY	4,585,519 JPY	530,016,800 JPY	147,267,076 JPY	1,468,324 JPY	148,735,400 JPY
07.2021	891	389,871,191 JPY	3,440,109 JPY	393,311,300 JPY	135,560,090 JPY	1,145,410 JPY	136,705,500 JPY
08.2021	714	267,953,114 JPY	2,575,186 JPY	270,528,300 JPY	121,918,077 JPY	864,923 JPY	122,783,000 JPY
09.2021	554	155,034,134 JPY	1,950,166 JPY	156,984,300 JPY	112,918,980 JPY	625,020 JPY	113,544,000 JPY
10.2021	372	105,815,813 JPY	1,549,687 JPY	107,365,500 JPY	49,218,321 JPY	400,479 JPY	49,618,800 JPY
11.2021	281	79,518,594 JPY	1,253,506 JPY	80,772,100 JPY	26,297,219 JPY	296,181 JPY	26,593,400 JPY
12.2021	224	63,597,319 JPY	1,018,581 JPY	64,615,900 JPY	15,921,275 JPY	234,925 JPY	16,156,200 JPY
01.2022	208	53,019,280 JPY	829,520 JPY	53,848,800 JPY	10,578,039 JPY	189,061 JPY	10,767,100 JPY
02.2022	190	45,727,215 JPY	672,185 JPY	46,399,400 JPY	7,292,065 JPY	157,335 JPY	7,449,400 JPY
03.2022	173	39,084,456 JPY	536,344 JPY	39,620,800 JPY	6,642,759 JPY	135,841 JPY	6,778,600 JPY
04.2022	154	33,247,614 JPY	419,886 JPY	33,667,500 JPY	5,836,842 JPY	116,458 JPY	5,953,300 JPY
05.2022	133	28,141,316 JPY	320,484 JPY	28,461,800 JPY	5,106,298 JPY	99,402 JPY	5,205,700 JPY
06.2022	121	21,107,323 JPY	236,077 JPY	21,343,400 JPY	7,033,993 JPY	84,407 JPY	7,118,400 JPY
07.2022	103	14,662,473 JPY	171,927 JPY	14,834,400 JPY	6,444,850 JPY	64,150 JPY	6,509,000 JPY
08.2022	89	10,593,306 JPY	126,794 JPY	10,720,100 JPY	4,069,167 JPY	45,133 JPY	4,114,300 JPY
09.2022	75	7,679,477 JPY	93,623 JPY	7,773,100 JPY	2,913,829 JPY	33,171 JPY	2,947,000 JPY
10.2022	48	5,666,005 JPY	69,295 JPY	5,735,300 JPY	2,013,472 JPY	24,328 JPY	2,037,800 JPY
11.2022	34	4,172,328 JPY	51,272 JPY	4,223,600 JPY	1,493,677 JPY	18,023 JPY	1,511,700 JPY
12.2022	17	2,981,718 JPY	37,982 JPY	3,019,700 JPY	1,190,610 JPY	13,290 JPY	1,203,900 JPY
01.2023	10	2,137,115 JPY	28,485 JPY	2,165,600 JPY	844,603 JPY	9,497 JPY	854,100 JPY
02.2023	8	1,813,322 JPY	21,678 JPY	1,835,000 JPY	323,793 JPY	6,807 JPY	330,600 JPY
03.2023	7	1,514,999 JPY	15,901 JPY	1,530,900 JPY	298,323 JPY	5,777 JPY	304,100 JPY
04.2023	6	1,264,725 JPY	11,075 JPY	1,275,800 JPY	250,274 JPY	4,826 JPY	255,100 JPY
05.2023	6	1,013,654 JPY	7,046 JPY	1,020,700 JPY	251,071 JPY	4,029 JPY	255,100 JPY
06.2023	6	761,783 JPY	3,817 JPY	765,600 JPY	251,871 JPY	3,229 JPY	255,100 JPY
07.2023	4	261,310 JPY	1,390 JPY	262,700 JPY	500,473 JPY	2,427 JPY	502,900 JPY
08.2023	3	145,542 JPY	558 JPY	146,100 JPY	115,768 JPY	832 JPY	116,600 JPY
09.2023	3	29,406 JPY	94 JPY	29,500 JPY	116,136 JPY	464 JPY	116,600 JPY
10.2023	1	0 JPY	0 JPY	0 JPY	29,406 JPY	94 JPY	29,500 JPY

Run Out Schedule

ROS on the relevant EoP on 2017/09/10

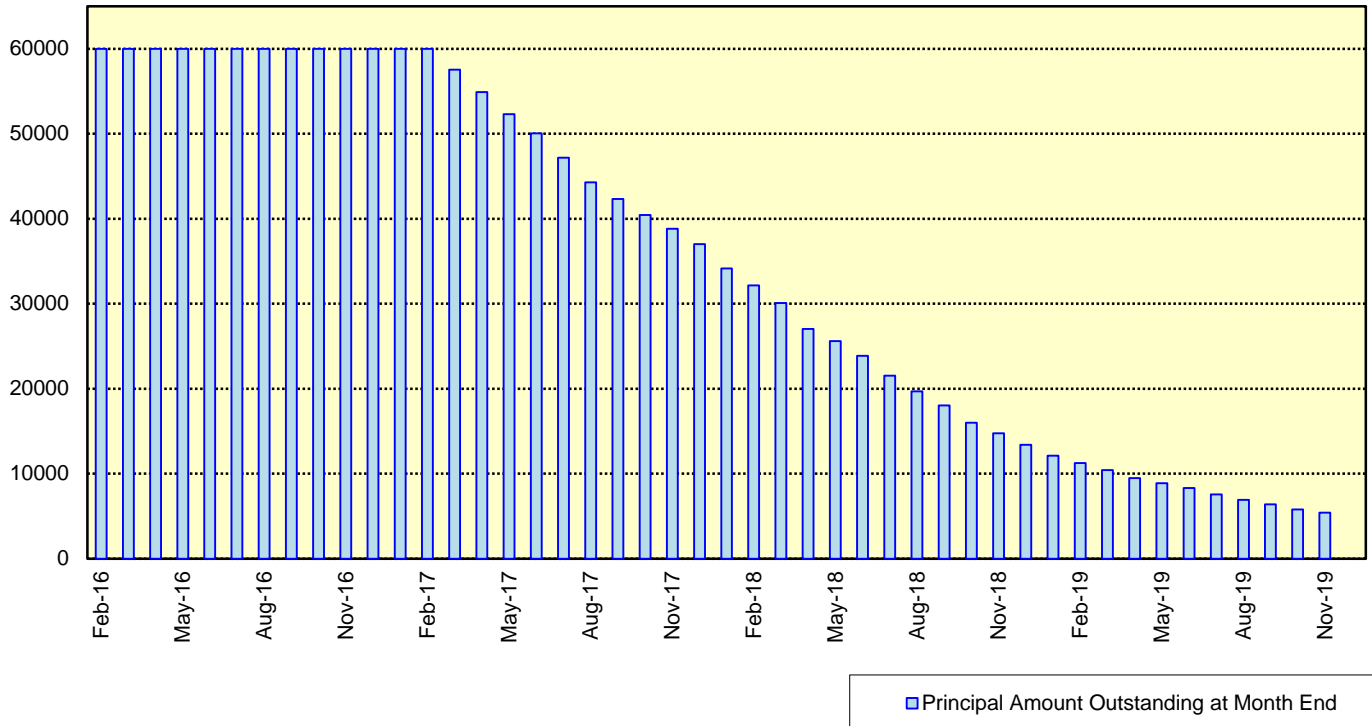
Next Payment Month	Number of Contracts	ABS Outstanding Principal	ABS Outstanding Interest	Outstanding Installment	ABS Remaining Principal	ABS Remaining Interest	ABS Remaining Installment
08.2017	31,287	47,831,703,401 JPY	1,371,323,699 JPY	49,203,027,100 JPY	0 JPY	0 JPY	0 JPY
09.2017	31,287	46,078,563,974 JPY	1,285,756,926 JPY	47,364,320,900 JPY	1,753,139,427 JPY	85,566,773 JPY	1,838,706,200 JPY
10.2017	30,505	44,588,308,769 JPY	1,203,025,431 JPY	45,791,334,200 JPY	1,490,255,205 JPY	82,731,495 JPY	1,572,986,700 JPY
11.2017	29,964	42,904,952,804 JPY	1,122,850,296 JPY	44,027,803,100 JPY	1,683,355,965 JPY	80,175,135 JPY	1,763,531,100 JPY
12.2017	29,242	39,901,788,624 JPY	1,045,430,676 JPY	40,947,219,300 JPY	3,003,164,180 JPY	77,419,620 JPY	3,080,583,800 JPY
01.2018	28,142	37,893,556,702 JPY	972,949,398 JPY	38,866,506,100 JPY	2,008,231,922 JPY	72,481,278 JPY	2,080,713,200 JPY
02.2018	27,275	35,757,209,085 JPY	903,892,315 JPY	36,661,101,400 JPY	2,136,347,617 JPY	69,057,083 JPY	2,205,404,700 JPY
03.2018	26,041	32,408,830,023 JPY	838,203,877 JPY	33,247,033,900 JPY	3,348,379,062 JPY	65,688,438 JPY	3,414,067,500 JPY
04.2018	23,708	30,939,108,140 JPY	777,183,460 JPY	31,716,291,600 JPY	1,469,721,883 JPY	61,020,417 JPY	1,530,742,300 JPY
05.2018	23,011	29,100,680,072 JPY	718,551,028 JPY	29,819,231,100 JPY	1,838,428,068 JPY	58,632,432 JPY	1,897,060,500 JPY
06.2018	21,967	26,475,417,555 JPY	662,837,645 JPY	27,138,255,200 JPY	2,625,262,517 JPY	55,713,383 JPY	2,680,975,900 JPY
07.2018	20,441	24,372,229,363 JPY	611,249,837 JPY	24,983,479,200 JPY	2,103,188,192 JPY	51,587,808 JPY	2,154,776,000 JPY
08.2018	19,393	22,543,493,431 JPY	563,397,169 JPY	23,106,890,600 JPY	1,828,735,932 JPY	47,852,668 JPY	1,876,588,600 JPY
09.2018	18,307	20,152,287,584 JPY	518,734,116 JPY	20,671,021,700 JPY	2,391,205,847 JPY	44,663,053 JPY	2,436,868,900 JPY
10.2018	16,699	18,745,457,364 JPY	478,032,236 JPY	19,223,489,600 JPY	1,406,830,220 JPY	40,701,880 JPY	1,447,532,100 JPY
11.2018	15,868	17,176,038,727 JPY	439,868,373 JPY	17,615,907,100 JPY	1,569,418,637 JPY	38,163,863 JPY	1,607,582,500 JPY
12.2018	14,903	15,635,660,597 JPY	404,445,003 JPY	16,040,105,600 JPY	1,540,378,130 JPY	35,423,370 JPY	1,575,801,500 JPY
01.2019	14,209	14,635,905,489 JPY	372,021,811 JPY	15,007,927,300 JPY	999,755,108 JPY	32,423,192 JPY	1,032,178,300 JPY
02.2019	13,634	13,695,401,162 JPY	341,618,638 JPY	14,037,019,800 JPY	940,504,327 JPY	30,403,173 JPY	970,907,500 JPY
03.2019	12,927	12,529,745,570 JPY	313,039,030 JPY	12,842,784,600 JPY	1,165,655,592 JPY	28,579,608 JPY	1,194,235,200 JPY
04.2019	11,887	11,868,224,590 JPY	286,672,210 JPY	12,149,896,800 JPY	666,520,980 JPY	26,366,820 JPY	692,887,800 JPY
05.2019	11,496	11,190,068,860 JPY	261,593,340 JPY	11,451,662,200 JPY	673,155,730 JPY	25,078,870 JPY	698,234,600 JPY
06.2019	11,039	10,282,144,076 JPY	237,856,724 JPY	10,520,000,800 JPY	907,924,784 JPY	23,736,616 JPY	931,661,400 JPY
07.2019	10,442	9,445,909,539 JPY	215,926,161 JPY	9,661,835,700 JPY	836,234,537 JPY	21,930,563 JPY	858,165,100 JPY
08.2019	10,014	8,815,924,371 JPY	195,691,429 JPY	9,011,615,800 JPY	629,985,168 JPY	20,234,732 JPY	650,219,900 JPY
09.2019	9,608	8,068,891,241 JPY	176,723,459 JPY	8,245,614,700 JPY	747,033,130 JPY	18,967,970 JPY	766,001,100 JPY
10.2019	8,995	7,577,432,680 JPY	159,173,720 JPY	7,736,606,400 JPY	491,458,561 JPY	17,549,739 JPY	509,008,300 JPY
11.2019	8,608	7,133,310,432 JPY	142,670,568 JPY	7,275,981,000 JPY	444,122,248 JPY	16,503,152 JPY	460,625,400 JPY
12.2019	8,224	6,442,011,455 JPY	127,121,345 JPY	6,569,132,800 JPY	691,298,977 JPY	15,549,223 JPY	706,848,200 JPY
01.2020	7,803	5,962,461,820 JPY	113,084,180 JPY	6,075,546,000 JPY	479,549,635 JPY	14,037,165 JPY	493,586,800 JPY
02.2020	7,457	5,545,494,287 JPY	100,130,013 JPY	5,645,624,300 JPY	416,967,533 JPY	12,954,167 JPY	429,921,700 JPY
03.2020	7,004	5,085,548,640 JPY	88,118,660 JPY	5,173,667,300 JPY	459,945,647 JPY	12,011,353 JPY	471,957,000 JPY
04.2020	6,406	4,776,606,344 JPY	77,132,756 JPY	4,853,739,100 JPY	308,942,296 JPY	10,985,904 JPY	319,928,200 JPY
05.2020	6,110	4,437,290,809 JPY	66,840,591 JPY	4,504,131,400 JPY	339,315,535 JPY	10,292,165 JPY	349,607,700 JPY
06.2020	5,714	4,014,353,475 JPY	57,319,025 JPY	4,071,672,500 JPY	422,937,334 JPY	9,521,566 JPY	432,458,900 JPY
07.2020	5,298	3,579,800,835 JPY	48,758,365 JPY	3,628,559,200 JPY	434,552,640 JPY	8,560,660 JPY	443,113,300 JPY
08.2020	4,894	3,191,027,747 JPY	41,161,253 JPY	3,232,189,000 JPY	388,773,088 JPY	7,597,112 JPY	396,370,200 JPY
09.2020	4,443	2,747,614,425 JPY	34,423,075 JPY	2,782,037,500 JPY	443,413,322 JPY	6,738,178 JPY	450,151,500 JPY
10.2020	3,819	2,443,686,775 JPY	28,658,625 JPY	2,472,345,400 JPY	303,927,650 JPY	5,764,450 JPY	309,692,100 JPY
11.2020	3,412	2,083,072,083 JPY	23,582,917 JPY	2,106,655,000 JPY	360,614,692 JPY	5,075,708 JPY	365,690,400 JPY
12.2020	2,913	1,804,221,066 JPY	19,305,134 JPY	1,823,526,200 JPY	278,851,017 JPY	4,277,783 JPY	283,128,800 JPY
01.2021	2,677	1,532,985,743 JPY	15,619,757 JPY	1,548,605,500 JPY	271,235,323 JPY	3,685,377 JPY	274,920,700 JPY
02.2021	2,374	1,268,366,597 JPY	12,466,803 JPY	1,280,833,400 JPY	264,619,146 JPY	3,152,954 JPY	267,772,100 JPY
03.2021	2,028	942,719,165 JPY	9,817,035 JPY	952,536,200 JPY	325,647,432 JPY	2,649,768 JPY	328,297,200 JPY
04.2021	1,558	817,967,838 JPY	7,794,862 JPY	825,762,700 JPY	124,751,327 JPY	2,022,173 JPY	126,773,500 JPY
05.2021	1,378	670,416,936 JPY	6,029,864 JPY	676,446,800 JPY	147,550,902 JPY	1,764,998 JPY	149,315,900 JPY
06.2021	1,125	524,121,128 JPY	4,567,472 JPY	528,688,600 JPY	146,295,808 JPY	1,462,392 JPY	147,758,200 JPY
07.2021	886	389,181,042 JPY	3,426,258 JPY	392,607,300 JPY	134,940,086 JPY	1,141,214 JPY	136,081,300 JPY
08.2021	711	267,368,760 JPY	2,563,540 JPY	269,932,300 JPY	121,812,282 JPY	862,718 JPY	122,675,000 JPY
09.2021	553	154,478,919 JPY	1,940,381 JPY	156,419,300 JPY	112,889,841 JPY	623,159 JPY	113,513,000 JPY
10.2021	371	105,289,829 JPY	1,541,671 JPY	106,831,500 JPY	49,189,090 JPY	398,710 JPY	49,587,800 JPY
11.2021	280	79,021,935 JPY	1,247,165 JPY	80,269,100 JPY	26,267,894 JPY	294,506 JPY	26,562,400 JPY
12.2021	223	63,273,078 JPY	1,013,822 JPY	64,286,900 JPY	15,748,857 JPY	233,343 JPY	15,982,200 JPY
01.2022	207	52,725,006 JPY	825,794 JPY	53,550,800 JPY	10,548,072 JPY	188,028 JPY	10,736,100 JPY
02.2022	189	45,463,004 JPY	669,396 JPY	46,132,400 JPY	7,262,002 JPY	156,398 JPY	7,418,400 JPY
03.2022	172	38,850,403 JPY	534,397 JPY	39,384,800 JPY	6,612,601 JPY	134,999 JPY	6,747,600 JPY
04.2022	153	33,043,815 JPY	418,685 JPY	33,462,500 JPY	5,806,588 JPY	115,712 JPY	5,922,300 JPY
05.2022	132	27,967,868 JPY	319,932 JPY	28,287,800 JPY	5,075,947 JPY	98,753 JPY	5,174,700 JPY
06.2022	120	21,107,323 JPY	236,077 JPY	21,343,400 JPY	6,860,545 JPY	83,855 JPY	6,944,400 JPY
07.2022	103	14,662,473 JPY	171,927 JPY	14,834,400 JPY	6,444,850 JPY	64,150 JPY	6,509,000 JPY
08.2022	89	10,593,306 JPY	126,794 JPY	10,720,100 JPY	4,069,167 JPY	45,133 JPY	4,114,300 JPY
09.2022	75	7,679,477 JPY	93,623 JPY	7,773,100 JPY	2,913,829 JPY	33,171 JPY	2,947,000 JPY
10.2022	48	5,666,005 JPY	69,295 JPY	5,735,300 JPY	2,013,472 JPY	24,328 JPY	2,037,800 JPY
11.2022	34	4,172,328 JPY	51,272 JPY	4,223,600 JPY	1,493,677 JPY	18,023 JPY	1,511,700 JPY
12.2022	17	2,981,718 JPY	37,982 JPY	3,019,700 JPY	1,190,610 JPY	13,290 JPY	1,203,900 JPY
01.2023	10	2,137,115 JPY	28,485 JPY	2,165,600 JPY	844,603 JPY	9,497 JPY	854,100 JPY
02.2023	8	1,813,322 JPY	21,678 JPY	1,835,000 JPY	323,793 JPY	6,807 JPY	330,600 JPY
03.2023	7	1,514,999 JPY	15,901 JPY	1,530,900 JPY	298,323 JPY	5,777 JPY	304,100 JPY
04.2023	6	1,264,725 JPY	11,075 JPY	1,275,800 JPY	250,274 JPY	4,826 JPY	255,100 JPY
05.2023	6	1,013,654 JPY	7,046 JPY	1,020,700 JPY	251,071 JPY	4,029 JPY	255,100 JPY
06.2023	6	761,783 JPY	3,817 JPY	765,600 JPY	251,871 JPY	3,229 JPY	255,100 JPY
07.2023	4	261,310 JPY	1,390 JPY	262,700 JPY	500,473 JPY	2,427 JPY	502,900 JPY
08.2023	3	145,542 JPY	558 JPY	146,100 JPY	115,768 JPY	832 JPY	116,600 JPY
09.2023	3	29,406 JPY	94 JPY	29,500 JPY	116,136 JPY	464 JPY	116,600 JPY
10.2023	1	0 JPY	0 JPY	0 JPY	29,406 JPY	94 JPY	29,500 JPY

Expected Amortisation

Expected Amortization to the Second Trust

JPY mil.

Assuming a Clean-Up Call at 10% of the Initial Outstanding Balance, annual prepayments of 10% and 0% defaults.



Distribution by Sub-Servicer

Sub-Servicer	Number of Loans	Percentage of Loans	Outstanding Principal Balance	Percentage of Balance
Cedyna	18,558	59.32 %	29,058,419,532 JPY	60.75 %
Jaccs	12,729	40.68 %	18,773,283,869 JPY	39.25 %
Total	31,287	100.00 %	47,831,703,401 JPY	100.00 %

Distribution by Brand

Make	Number of Loans	Percentage of Loans	Outstanding Discounted Principal Balance	Percentage of Balance
VW	20,567	65.74 %	26,382,483,387 JPY	55.16 %
Audi	10,683	34.15 %	21,378,213,151 JPY	44.69 %
Bentley	10	0.03 %	41,343,346 JPY	0.09 %
Lamborghini	3	0.01 %	10,020,331 JPY	0.02 %
Other	24	0.08 %	19,643,186 JPY	0.04 %
Total	31,287	100.00 %	47,831,703,401 JPY	100.00 %

Distribution by New and Used

Distribution by New and Used

New or Used	Number of Loans	Percentage of Loans	Outstanding Discounted Principal Balance	Percentage of Balance
New	22,245	71.10 %	38,117,928,437 JPY	79.69 %
Used	7,818	24.99 %	9,256,968,908 JPY	19.35 %
Used (Prolonged)	1,224	3.91 %	456,806,056 JPY	0.96 %
Total	31,287	100.00 %	47,831,703,401 JPY	100.00 %

Distribution by Brand New and Used

New or Used	Number of Loans	Percentage of Loans	Outstanding Discounted Principal Balance	Percentage of Balance
VW New	14,954	47.80 %	21,687,734,628 JPY	45.34 %
VW Used	4,587	14.66 %	4,368,446,150 JPY	9.13 %
VW Used (Prolonged)	1,026	3.28 %	326,302,609 JPY	0.68 %
Audi New	7,284	23.28 %	16,399,719,888 JPY	34.29 %
Audi Used	3,201	10.23 %	4,847,989,816 JPY	10.14 %
Audi Used (Prolonged)	198	0.63 %	130,503,447 JPY	0.27 %
Other	37	0.12 %	71,006,863 JPY	0.15 %
Total	31,287	100.00 %	47,831,703,401 JPY	100.00 %

Distribution by Product Type

Loan Type List

Loan Type	Description
100	Volkswagen Owner's Plan
100	Audi Owner's Plan
100	Lamborghini Auto Loan
100	Bentley Auto Loan
101	Twin Loan
105	Refinanced Volkswagen Solutions
106	Refinanced Volkswagen Das Welt Auto with refinance option *
106	Refinanced Audi S-Loan/ S-Loan Plus
106	Refinanced Lamborghini Hyper Premium Plan
106	Refinanced Bentley My Flying B
140	Volkswagen Solutions
150	Volkswagen Das Welt Auto with refinance option **
150	Audi S-Loan
150	Lamborghini Hyper Premium Plan
150	Bentley My Flying B
151	Audi S-Loan Plus

(*) The name was changed from "Refinanced Volkswagen GUC with refinance option" effective from 1 February 2012.

No other changes were made to auto loan agreements.

(**) The name was changed from "Volkswagen GUC with refinance option" effective from 1 February 2012.

No other changes were made to auto loan agreements.

Product Type

Loan Type	Number of Loans	Percentage of Loans	Outstanding Discounted Principal Balance	Percentage of Balance
100	5,487	17.54 %	5,588,611,753 JPY	11.68 %
101	3	0.01 %	278,509 JPY	0.00 %
105	1,000	3.20 %	322,516,288 JPY	0.67 %
106	224	0.72 %	134,289,768 JPY	0.28 %
140-VFJ	2,523	8.06 %	3,613,237,641 JPY	7.55 %
140-Dealer	10,994	35.14 %	16,665,511,565 JPY	34.84 %
150	10,336	33.04 %	19,881,158,100 JPY	41.56 %
151	720	2.30 %	1,626,099,777 JPY	3.40 %
Total	31,287	100.00 %	47,831,703,401 JPY	100.00 %

Credit Type

Credit Type	Number of Loans	Percentage of Loans	Outstanding Discounted Principal Balance	Percentage of Balance
Balloon Type Loan	24,573	78.54 %	41,786,007,083 JPY	87.36 %
Equal Instalment Type Loan	6,714	21.46 %	6,045,696,318 JPY	12.64 %
Total	31,287	100.00 %	47,831,703,401 JPY	100.00 %

Distribution by RV

Loan Type	Number of Loans	Percentage of Balance	Outstanding Discounted Principal Balance
100/101/105/106	6,714	12.64 %	6,045,696,318 JPY
140-VFJ (excl. balloon)		3.00 %	1,437,029,809 JPY
140-VFJ (balloon)		4.55 %	2,176,207,832 JPY
140-VFJ	2,523	7.55 %	3,613,237,641 JPY
140-Dealer (excl. balloon)		14.19 %	6,786,863,172 JPY
140-Dealer (balloon)		20.65 %	9,878,648,393 JPY
140-Dealer	10,994	34.84 %	16,665,511,565 JPY
150 (excl. balloon)		15.84 %	7,577,696,073 JPY
150 (balloon)		25.72 %	12,303,462,027 JPY
150	10,336	41.56 %	19,881,158,100 JPY
151 (excl. balloon)		0.77 %	368,684,979 JPY
151 (balloon)		2.63 %	1,257,414,798 JPY
151	720	3.40 %	1,626,099,777 JPY
Total	31,287	100.00 %	47,831,703,401 JPY

Type of Payment Portion	Percentage of Balance	Outstanding Discounted Principal Balance
Monthly Installment Portion	46.45 %	22,215,970,351 JPY
Balloon Portion	53.55 %	25,615,733,050 JPY
Total	100.00 %	47,831,703,401 JPY

Distribution by Brand New and Used
Audi

New or Used	Number of Loans	Percentage of Loans	Outstanding Discounted Principal Balance	Percentage of Balance
New	7,284	68.18 %	16,399,719,888 JPY	76.71 %
Used	3,399	31.82 %	4,978,493,263 JPY	23.29 %
Total	10,683	100.00 %	21,378,213,151 JPY	100.00 %

Bentley

New or Used	Number of Loans	Percentage of Loans	Outstanding Discounted Principal Balance	Percentage of Balance
New	5	50.00 %	27,017,884 JPY	65.35 %
Used	5	50.00 %	14,325,462 JPY	34.65 %
Total	10	100.00 %	41,343,346 JPY	100.00 %

Lamborghini

New or Used	Number of Loans	Percentage of Loans	Outstanding Discounted Principal Balance	Percentage of Balance
New	1	33.33 %	2,495,661 JPY	24.91 %
Used	2	66.67 %	7,524,670 JPY	75.09 %
Total	3	100.00 %	10,020,331 JPY	100.00 %

VW

New or Used	Number of Loans	Percentage of Loans	Outstanding Discounted Principal Balance	Percentage of Balance
New	14,954	72.71 %	21,687,734,628 JPY	82.21 %
Used	5,613	27.29 %	4,694,748,759 JPY	17.79 %
Total	20,567	100.00 %	26,382,483,387 JPY	100.00 %

OTHER

New or Used	Number of Loans	Percentage of Loans	Outstanding Discounted Principal Balance	Percentage of Balance
New	1	4.17 %	960,376 JPY	4.89 %
Used	23	95.83 %	18,682,810 JPY	95.11 %
Total	24	100.00 %	19,643,186 JPY	100.00 %

Distribution by Customer Type**Customer Type**

Customer Type	Number of Loans	Percentage of Loans	Outstanding Discounted Principal Balance	Percentage of Balance
Retail	28,293	90.43 %	41,578,398,749 JPY	86.93 %
Corporate	2,994	9.57 %	6,253,304,652 JPY	13.07 %
Total	31,287	100.00 %	47,831,703,401 JPY	100.00 %

Distribution by Outstanding Discounted Principal Balance

Outstanding Discounted Principal Balance	Number of Loans	Percentage of Loans	Outstanding Discounted Principal Balance	Percentage of Balance
<= 500,000 JPY	3,474	11.10 %	957,685,489 JPY	2.00 %
500,001 JPY - 1,000,000 JPY	5,892	18.83 %	4,540,451,217 JPY	9.49 %
1,000,001 JPY - 1,500,000 JPY	8,442	26.98 %	10,615,148,282 JPY	22.19 %
1,500,001 JPY - 2,000,000 JPY	6,035	19.29 %	10,429,363,730 JPY	21.80 %
2,000,001 JPY - 2,500,000 JPY	3,341	10.68 %	7,437,561,219 JPY	15.55 %
2,500,001 JPY - 3,000,000 JPY	1,819	5.81 %	4,959,828,058 JPY	10.37 %
3,000,001 JPY - 3,500,000 JPY	978	3.13 %	3,151,216,507 JPY	6.59 %
3,500,001 JPY - 4,000,000 JPY	551	1.76 %	2,052,396,447 JPY	4.29 %
4,000,001 JPY - 4,500,000 JPY	310	0.99 %	1,311,748,807 JPY	2.74 %
4,500,001 JPY - 5,000,000 JPY	190	0.61 %	897,376,262 JPY	1.88 %
5,000,001 JPY - 6,000,000 JPY	182	0.58 %	981,231,885 JPY	2.05 %
6,000,001 JPY - 7,000,000 JPY	48	0.15 %	308,435,124 JPY	0.64 %
7,000,001 JPY - 8,000,000 JPY	22	0.07 %	163,941,369 JPY	0.34 %
8,000,001 JPY - 9,000,000 JPY	3	0.01 %	25,319,005 JPY	0.05 %
9,000,001 JPY - 10,000,000 JPY	0	0.00 %	0 JPY	0.00 %
>= 10,000,001 JPY	0	0.00 %	0 JPY	0.00 %
Total	31,287	100.00 %	47,831,703,401 JPY	100.00 %

Statistics

Minimum Outstanding Discounted Principal Balance	8,379 JPY
Maximum Outstanding Discounted Principal Balance	8,727,691 JPY
Average Outstanding Discounted Principal Balance	1,528,804 JPY

Distribution by Original Principal Amount

Original Principal Balance	Number of Loans	Percentage of Loans	Outstanding Discounted Principal Balance	Percentage of Balance
<= 500,000 JPY	226	0.72 %	38,588,574 JPY	0.08 %
500,001 JPY - 1,000,000 JPY	1,922	6.14 %	714,024,004 JPY	1.49 %
1,000,001 JPY - 1,500,000 JPY	3,570	11.41 %	2,537,945,643 JPY	5.31 %
1,500,001 JPY - 2,000,000 JPY	5,613	17.94 %	5,721,887,030 JPY	11.96 %
2,000,001 JPY - 2,500,000 JPY	5,486	17.53 %	7,254,450,097 JPY	15.17 %
2,500,001 JPY - 3,000,000 JPY	5,160	16.49 %	8,219,427,052 JPY	17.18 %
3,000,001 JPY - 3,500,000 JPY	3,309	10.58 %	6,368,871,065 JPY	13.32 %
3,500,001 JPY - 4,000,000 JPY	2,193	7.01 %	4,866,295,769 JPY	10.17 %
4,000,001 JPY - 4,500,000 JPY	1,220	3.90 %	3,126,590,884 JPY	6.54 %
4,500,001 JPY - 5,000,000 JPY	864	2.76 %	2,453,534,586 JPY	5.13 %
5,000,001 JPY - 6,000,000 JPY	878	2.81 %	2,924,625,947 JPY	6.11 %
6,000,001 JPY - 7,000,000 JPY	413	1.32 %	1,565,943,527 JPY	3.27 %
7,000,001 JPY - 8,000,000 JPY	204	0.65 %	896,140,540 JPY	1.87 %
8,000,001 JPY - 9,000,000 JPY	98	0.31 %	470,785,582 JPY	0.98 %
9,000,001 JPY - 10,000,000 JPY	63	0.20 %	343,855,485 JPY	0.72 %
>= 10,000,001 JPY	68	0.22 %	328,737,616 JPY	0.69 %
Total	31,287	100.00 %	47,831,703,401 JPY	100.00 %

Statistics

Minimum Original Principal Balance	100,000 JPY
Maximum Original Principal Balance	19,850,000 JPY
Average Original Principal Balance	2,649,983 JPY

Distribution by Interest Rate paid by the Obligor

Interest Rate paid by the Obligor	Number of Loans	Percentage of Loans	Outstanding Discounted Principal Balance	Percentage of Balance
< 0.900 %	4,202	13.43 %	6,851,836,298 JPY	14.32 %
0.900 % < 1.500 %	5,259	16.81 %	9,243,385,579 JPY	19.32 %
1.500 % < 2.000 %	7,923	25.32 %	13,763,346,012 JPY	28.77 %
2.000 % < 2.500 %	401	1.28 %	481,398,029 JPY	1.01 %
2.500 % < 3.000 %	7,212	23.05 %	10,434,975,300 JPY	21.82 %
3.000 % < 3.500 %	1,161	3.71 %	851,940,340 JPY	1.78 %
3.500 % < 4.000 %	5,033	16.09 %	6,090,956,953 JPY	12.73 %
4.000 % < 4.500 %	94	0.30 %	113,199,132 JPY	0.24 %
4.500 % < 5.000 %	2	0.01 %	665,758 JPY	0.00 %
5.000 % or more	0	0.00 %	0 JPY	0.00 %
Total	31,287	100.00 %	47,831,703,401 JPY	100.00 %

Statistics	
Minimum Interest Rate	0.00 %
Maximum Interest Rate	4.59 %
Weighted Average Interest Rate	1.97 %

Distribution by Original Term

Length of Original Term (months)	Number of Loans	Percentage of Loans	Outstanding Discounted Principal Balance	Percentage of Balance
6 - 12	11	0.04 %	2,562,405 JPY	0.01 %
13 - 18	27	0.09 %	3,293,848 JPY	0.01 %
19 - 24	659	2.11 %	215,223,557 JPY	0.45 %
25 - 30	88	0.28 %	25,079,637 JPY	0.05 %
31 - 36	15,177	48.51 %	24,633,962,858 JPY	51.50 %
37 - 42	72	0.23 %	43,712,364 JPY	0.09 %
43 - 48	1,480	4.73 %	1,450,644,525 JPY	3.03 %
49 - 54	26	0.08 %	23,629,625 JPY	0.05 %
55 - 60	12,595	40.26 %	19,518,056,251 JPY	40.81 %
61 - 66	27	0.09 %	35,283,290 JPY	0.07 %
67 - 72	877	2.80 %	1,342,513,002 JPY	2.81 %
73 - 84	248	0.79 %	537,742,039 JPY	1.12 %
Total	31,287	100.00 %	47,831,703,401 JPY	100.00 %

Statistics	
Minimum Original Term in months	12
Maximum Original Term in months	84
Weighted Average Original Term in months	47.68

Distribution by Remaining Term

Length of Remaining Term (months)	Number of Loans	Percentage of Loans	Outstanding Discounted Principal Balance	Percentage of Balance
<= 12	12,980	41.49 %	16,663,023,676 JPY	34.84 %
13 - 18	5,380	17.20 %	8,483,182,687 JPY	17.74 %
19 - 24	3,319	10.61 %	5,008,019,407 JPY	10.47 %
25 - 30	2,604	8.32 %	4,057,065,376 JPY	8.48 %
31 - 36	2,561	8.19 %	4,300,803,687 JPY	8.99 %
37 - 42	2,415	7.72 %	4,829,784,184 JPY	10.10 %
43 - 48	1,475	4.71 %	3,200,523,946 JPY	6.69 %
49 - 54	381	1.22 %	844,984,814 JPY	1.77 %
55 - 60	97	0.31 %	245,479,898 JPY	0.51 %
61 - 66	68	0.22 %	173,671,088 JPY	0.36 %
67 - 72	4	0.01 %	13,824,847 JPY	0.03 %
73 - 84	3	0.01 %	11,339,791 JPY	0.02 %
Total	31,287	100.00 %	47,831,703,401 JPY	100.00 %

Statistics	
Minimum Remaining Term in months	1
Maximum Remaining Term in months	74
Weighted Average Remaining Term in months	21.16

Distribution by Seasoning

Seasoning (months)	Number of Loans	Percentage of Loans	Outstanding Discounted Principal Balance	Percentage of Balance
<= 12	805	2.57 %	1,846,011,639 JPY	3.86 %
13 - 18	3,136	10.02 %	6,179,547,535 JPY	12.92 %
19 - 24	7,350	23.49 %	12,983,489,032 JPY	27.14 %
25 - 30	9,497	30.35 %	14,410,264,947 JPY	30.13 %
31 - 36	5,308	16.97 %	7,195,319,084 JPY	15.04 %
37 - 42	2,274	7.27 %	2,650,640,538 JPY	5.54 %
43 - 48	1,494	4.78 %	1,562,641,230 JPY	3.27 %
49 - 54	949	3.03 %	756,647,807 JPY	1.58 %
55 - 60	400	1.28 %	225,085,528 JPY	0.47 %
61 - 66	46	0.15 %	18,761,211 JPY	0.04 %
67 - 72	28	0.09 %	3,294,850 JPY	0.01 %
73 - 84	0	0.00 %	0 JPY	0.00 %
Total	31,287	100.00 %	47,831,703,401 JPY	100.00 %

Statistics	
Minimum Seasoning in months	9
Maximum Seasoning in months	71
Weighted Average Seasoning in months	26.52

Distribution by Type of Car

Type of Car

Type of Car	Number of Loans	Percentage of Loans	Outstanding Discounted Principal Balance	Percentage of Balance
New	22,245	71.10 %	38,117,928,437 JPY	79.69 %
Used	9,042	28.90 %	9,713,774,964 JPY	20.31 %
Total	31,287	100.00 %	47,831,703,401 JPY	100.00 %

Type of Car: Only Balloon Loans

Type of Car	Number of Loans	Percentage of Loans	Outstanding Discounted Principal Balance	Percentage of Balance
New	20,271	82.49 %	35,981,380,644 JPY	86.11 %
Used	4,302	17.51 %	5,804,626,439 JPY	13.89 %
Total	24,573	100.00 %	41,786,007,083 JPY	100.00 %

Type of Car: Only Equal Instalment Loans

Type of Car	Number of Loans	Percentage of Loans	Outstanding Discounted Principal Balance	Percentage of Balance
New	1,974	29.40 %	2,136,547,793 JPY	35.34 %
Used	4,740	70.60 %	3,909,148,525 JPY	64.66 %
Total	6,714	100.00 %	6,045,696,318 JPY	100.00 %

Distribution by Brand and Model

Make	Model	Number of Loans	Percentage of Loans	Outstanding Discounted Principal Balance	Percentage of Balance
Audi	A1	1,010	3.23 %	1,203,342,067 JPY	2.52 %
	A3	2,642	8.44 %	4,202,775,286 JPY	8.79 %
	A4	2,171	6.94 %	4,058,117,227 JPY	8.48 %
	A5	557	1.78 %	1,195,715,889 JPY	2.50 %
	A6	904	2.89 %	2,139,811,036 JPY	4.47 %
	A7	247	0.79 %	798,198,049 JPY	1.67 %
	A8	96	0.31 %	336,901,138 JPY	0.70 %
	S1	122	0.39 %	243,426,235 JPY	0.51 %
	S3	409	1.31 %	1,036,233,955 JPY	2.17 %
	S4	77	0.25 %	199,059,126 JPY	0.42 %
	S5	53	0.17 %	160,518,646 JPY	0.34 %
	S6	30	0.10 %	108,377,561 JPY	0.23 %
	S7	17	0.05 %	73,851,387 JPY	0.15 %
	S8	15	0.05 %	51,869,444 JPY	0.11 %
	RS3	8	0.03 %	36,751,462 JPY	0.08 %
	RS4	14	0.04 %	49,007,824 JPY	0.10 %
	RS5	12	0.04 %	52,470,564 JPY	0.11 %
	RS6	10	0.03 %	27,186,257 JPY	0.06 %
	RS7	2	0.01 %	8,726,858 JPY	0.02 %
	Q3	955	3.05 %	1,984,999,708 JPY	4.15 %
	Q5	641	2.05 %	1,751,884,664 JPY	3.66 %
	Q7	72	0.23 %	238,973,078 JPY	0.50 %
	RSQ3	13	0.04 %	47,916,164 JPY	0.10 %
	TT	594	1.90 %	1,318,109,725 JPY	2.76 %
R8	12	0.04 %	53,989,801 JPY	0.11 %	
AUDI OTHERS	0	0.00 %	0 JPY	0.00 %	
Subtotal		10,683	34.15 %	21,378,213,151 JPY	44.69 %
Bentley	ARNAGE	0	0.00 %	0 JPY	0.00 %
	AZURE	0	0.00 %	0 JPY	0.00 %
	CONTINENTAL	10	0.03 %	41,343,346 JPY	0.09 %
	MULSANNE	0	0.00 %	0 JPY	0.00 %
	FLYING SPUR	0	0.00 %	0 JPY	0.00 %
	BENTLEY OTHERS	0	0.00 %	0 JPY	0.00 %
	Subtotal		10	0.03 %	41,343,346 JPY
Lamborghini	AVENTADOR	0	0.00 %	0 JPY	0.00 %
	DIABLO	0	0.00 %	0 JPY	0.00 %
	GALLARDO	3	0.01 %	10,020,331 JPY	0.02 %
	MULCIELAGO	0	0.00 %	0 JPY	0.00 %
	LAMBORGHINI OTHERS	0	0.00 %	0 JPY	0.00 %
	Subtotal		3	0.01 %	10,020,331 JPY
VW	BEETLE	2,314	7.40 %	2,950,260,398 JPY	6.17 %
	BORA	0	0.00 %	0 JPY	0.00 %
	EOS	5	0.02 %	1,693,398 JPY	0.00 %
	GOLF	8,329	26.62 %	11,445,800,699 JPY	23.93 %
	JETTA	19	0.06 %	7,520,078 JPY	0.02 %
	LUPO	0	0.00 %	0 JPY	0.00 %
	PASSAT	1,437	4.59 %	2,532,752,002 JPY	5.30 %
	POLO	4,237	13.54 %	4,390,950,816 JPY	9.18 %
	SCIROCCO	56	0.18 %	58,817,029 JPY	0.12 %
	SHARAN	674	2.15 %	1,134,403,960 JPY	2.37 %
	TIGUAN	606	1.94 %	856,078,605 JPY	1.79 %
	TOUAREG	105	0.34 %	230,271,680 JPY	0.48 %
	TOURAN	1,011	3.23 %	1,426,904,122 JPY	2.98 %
	UP	1,773	5.67 %	1,346,162,388 JPY	2.81 %
	VENTO	0	0.00 %	0 JPY	0.00 %
VW OTHERS	1	0.00 %	868,212 JPY	0.00 %	
Subtotal		20,567	65.74 %	26,382,483,387 JPY	55.16 %
Non VW Group Vehicles		24	0.08 %	19,643,186 JPY	0.04 %
Subtotal		24	0.08 %	19,643,186 JPY	0.04 %
Total		31,287	100.00 %	47,831,703,401 JPY	100.00 %

Geographic Distribution by Prefecture

Prefecture	Number of Loans	Percentage of Loans	Outstanding Discounted Principal Balance	Percentage of Balance
Tokyo	4,649	14.86 %	8,023,960,511 JPY	16.78 %
Kanagawa	3,116	9.96 %	4,946,117,306 JPY	10.34 %
Aichi	2,219	7.09 %	3,261,618,229 JPY	6.82 %
Osaka	1,877	6.00 %	2,972,664,327 JPY	6.21 %
Saitama	1,911	6.11 %	2,897,596,742 JPY	6.06 %
Hokkaido	1,255	4.01 %	2,089,816,881 JPY	4.37 %
Hyogo	1,377	4.40 %	2,084,410,137 JPY	4.36 %
Fukuoka	1,268	4.05 %	1,968,506,955 JPY	4.12 %
Chiba	1,257	4.02 %	1,888,195,310 JPY	3.95 %
Shizuoka	924	2.95 %	1,348,966,378 JPY	2.82 %
Ibaraki	945	3.02 %	1,301,525,492 JPY	2.72 %
Hiroshima	730	2.33 %	1,008,476,832 JPY	2.11 %
Kyoto	587	1.88 %	959,297,297 JPY	2.01 %
Tochigi	625	2.00 %	932,303,190 JPY	1.95 %
Okayama	555	1.77 %	839,857,600 JPY	1.76 %
Gunma	644	2.06 %	837,599,984 JPY	1.75 %
Miyagi	582	1.86 %	775,131,373 JPY	1.62 %
Mie	441	1.41 %	635,143,405 JPY	1.33 %
Nagano	459	1.47 %	632,714,740 JPY	1.32 %
Gifu	456	1.46 %	616,694,516 JPY	1.29 %
Fukushima	351	1.12 %	502,008,013 JPY	1.05 %
Niigata	346	1.11 %	479,874,626 JPY	1.00 %
Nara	279	0.89 %	467,125,556 JPY	0.98 %
Yamaguchi	328	1.05 %	450,628,420 JPY	0.94 %
Oita	277	0.89 %	430,566,715 JPY	0.90 %
Shiga	259	0.83 %	374,325,167 JPY	0.78 %
Ishikawa	254	0.81 %	361,420,629 JPY	0.76 %
Kagawa	230	0.74 %	345,642,541 JPY	0.72 %
Fukui	224	0.72 %	340,490,555 JPY	0.71 %
Kumamoto	247	0.79 %	328,081,138 JPY	0.69 %
Yamagata	234	0.75 %	324,764,632 JPY	0.68 %
Yamanashi	224	0.72 %	323,266,644 JPY	0.68 %
Toyama	230	0.74 %	313,954,385 JPY	0.66 %
Kagoshima	219	0.70 %	307,482,835 JPY	0.64 %
Wakayama	182	0.58 %	279,364,601 JPY	0.58 %
Nagasaki	151	0.48 %	242,234,137 JPY	0.51 %
Tokushima	163	0.52 %	235,927,690 JPY	0.49 %
Iwate	149	0.48 %	212,076,056 JPY	0.44 %
Miyazaki	147	0.47 %	210,708,870 JPY	0.44 %
Aomori	147	0.47 %	202,803,172 JPY	0.42 %
Ehime	166	0.53 %	198,540,020 JPY	0.42 %
Akita	124	0.40 %	181,049,917 JPY	0.38 %
Shimane	117	0.37 %	181,003,612 JPY	0.38 %
Tottori	113	0.36 %	174,594,091 JPY	0.37 %
Saga	117	0.37 %	168,801,714 JPY	0.35 %
Okinawa	64	0.20 %	89,997,160 JPY	0.19 %
Kouchi	68	0.22 %	84,373,300 JPY	0.18 %
Total	31,287	100.00 %	47,831,703,401 JPY	100.00 %

Distribution by Obligor Concentration

Distribution of Loan Contracts and Vehicles per Obligor

Contract Concentration	Number of Customers	Percentage of Customers	Number of Loans	Percentage of Loans	Outstanding Discounted Principal Balance	Percentage of Balance
1	30,260	97.12 %	30,260	96.72 %	45,957,572,418 JPY	96.08 %
2	844	2.71 %	954	3.05 %	1,721,920,145 JPY	3.60 %
3	46	0.15 %	60	0.19 %	120,833,849 JPY	0.25 %
4	4	0.01 %	5	0.02 %	11,655,825 JPY	0.02 %
5	2	0.01 %	6	0.02 %	16,859,376 JPY	0.04 %
6 - 10	1	0.00 %	2	0.01 %	2,861,788 JPY	0.01 %
11 or more	0	0.00 %	0	0.00 %	0 JPY	0.00 %
Total	31,157	100.00 %	31,287	100.00 %	47,831,703,401 JPY	100.00 %

Top 20 Obligor

Number	Number of Contracts	Outstanding Discounted Principal Balance	Percentage of Balance
1	2	9,938,726 JPY	0.02 %
2	2	9,907,866 JPY	0.02 %
3	2	9,851,725 JPY	0.02 %
4	4	9,503,347 JPY	0.02 %
5	2	9,112,779 JPY	0.02 %
6	1	8,727,691 JPY	0.02 %
7	2	8,644,033 JPY	0.02 %
8	1	8,351,439 JPY	0.02 %
9	2	8,329,261 JPY	0.02 %
10	1	8,239,875 JPY	0.02 %
11	2	8,191,413 JPY	0.02 %
12	2	8,052,793 JPY	0.02 %
13	1	7,903,362 JPY	0.02 %
14	1	7,826,089 JPY	0.02 %
15	1	7,750,917 JPY	0.02 %
16	1	7,741,498 JPY	0.02 %
17	1	7,735,032 JPY	0.02 %
18	1	7,729,731 JPY	0.02 %
19	2	7,715,427 JPY	0.02 %
20	1	7,714,846 JPY	0.02 %
Total 1 -20	32	168,967,850 JPY	0.35 %

Remarks:

Figures above are calculated based on each of the Sub-Servicers respectively and not across both of the Sub-Servicers.

Distribution by Contract Start Month

Origination Month	Number of Loans	Percentage of Loans	Outstanding Discounted Principal Balance	Percentage of Balance
09.2011	9	0.03 %	355,450 JPY	0.00 %
10.2011	3	0.01 %	249,279 JPY	0.00 %
11.2011	5	0.02 %	542,085 JPY	0.00 %
12.2011	5	0.02 %	728,511 JPY	0.00 %
01.2012	6	0.02 %	1,419,525 JPY	0.00 %
02.2012	11	0.04 %	4,511,489 JPY	0.01 %
03.2012	12	0.04 %	3,527,903 JPY	0.01 %
04.2012	2	0.01 %	452,364 JPY	0.00 %
05.2012	5	0.02 %	2,584,076 JPY	0.01 %
06.2012	9	0.03 %	3,178,868 JPY	0.01 %
07.2012	7	0.02 %	4,506,511 JPY	0.01 %
08.2012	4	0.01 %	3,927,777 JPY	0.01 %
09.2012	62	0.20 %	29,413,207 JPY	0.06 %
10.2012	63	0.20 %	25,932,329 JPY	0.05 %
11.2012	72	0.23 %	45,754,838 JPY	0.10 %
12.2012	111	0.35 %	65,009,403 JPY	0.14 %
01.2013	88	0.28 %	55,047,974 JPY	0.12 %
02.2013	99	0.32 %	70,628,924 JPY	0.15 %
03.2013	155	0.50 %	118,602,962 JPY	0.25 %
04.2013	121	0.39 %	84,784,564 JPY	0.18 %
05.2013	162	0.52 %	126,146,477 JPY	0.26 %
06.2013	235	0.75 %	200,139,529 JPY	0.42 %
07.2013	177	0.57 %	156,345,351 JPY	0.33 %
08.2013	171	0.55 %	170,441,617 JPY	0.36 %
09.2013	218	0.70 %	206,705,318 JPY	0.43 %
10.2013	170	0.54 %	176,502,439 JPY	0.37 %
11.2013	208	0.66 %	219,147,151 JPY	0.46 %
12.2013	373	1.19 %	413,026,072 JPY	0.86 %
01.2014	354	1.13 %	376,818,633 JPY	0.79 %
02.2014	411	1.31 %	473,827,842 JPY	0.99 %
03.2014	687	2.20 %	802,054,941 JPY	1.68 %
04.2014	219	0.70 %	253,787,326 JPY	0.53 %
05.2014	279	0.89 %	316,470,955 JPY	0.66 %
06.2014	377	1.20 %	430,100,720 JPY	0.90 %
07.2014	301	0.96 %	374,398,754 JPY	0.78 %
08.2014	285	0.91 %	372,120,485 JPY	0.78 %
09.2014	1,006	3.22 %	1,290,039,059 JPY	2.70 %
10.2014	703	2.25 %	923,977,764 JPY	1.93 %
11.2014	880	2.81 %	1,185,209,230 JPY	2.48 %
12.2014	1,323	4.23 %	1,885,549,278 JPY	3.94 %
01.2015	1,111	3.55 %	1,538,423,268 JPY	3.22 %
02.2015	1,566	5.01 %	2,176,093,644 JPY	4.55 %
03.2015	2,722	8.70 %	3,979,510,669 JPY	8.32 %
04.2015	870	2.78 %	1,334,677,890 JPY	2.79 %
05.2015	1,320	4.22 %	2,063,853,297 JPY	4.31 %
06.2015	1,737	5.55 %	2,821,972,059 JPY	5.90 %
07.2015	1,282	4.10 %	2,034,157,388 JPY	4.25 %
08.2015	1,384	4.42 %	2,340,604,416 JPY	4.89 %
09.2015	2,169	6.93 %	3,797,299,245 JPY	7.94 %
10.2015	1,189	3.80 %	2,079,358,101 JPY	4.35 %
11.2015	1,412	4.51 %	2,569,962,440 JPY	5.37 %
12.2015	647	2.07 %	1,166,056,527 JPY	2.44 %
01.2016	549	1.75 %	1,030,208,303 JPY	2.15 %
02.2016	669	2.14 %	1,263,409,406 JPY	2.64 %
03.2016	913	2.92 %	1,765,178,916 JPY	3.69 %
04.2016	382	1.22 %	751,729,865 JPY	1.57 %
05.2016	407	1.30 %	815,692,124 JPY	1.71 %
06.2016	453	1.45 %	930,857,892 JPY	1.95 %
07.2016	312	1.00 %	652,679,332 JPY	1.36 %
08.2016	279	0.89 %	636,107,938 JPY	1.33 %
09.2016	340	1.09 %	771,057,040 JPY	1.61 %
10.2016	129	0.41 %	302,780,315 JPY	0.63 %
11.2016	57	0.18 %	136,066,346 JPY	0.28 %
12.2016	0	0.00 %	0 JPY	0.00 %
01.2017	0	0.00 %	0 JPY	0.00 %
02.2017	0	0.00 %	0 JPY	0.00 %
03.2017	0	0.00 %	0 JPY	0.00 %
04.2017	0	0.00 %	0 JPY	0.00 %
05.2017	0	0.00 %	0 JPY	0.00 %
06.2017	0	0.00 %	0 JPY	0.00 %
07.2017	0	0.00 %	0 JPY	0.00 %
08.2017	0	0.00 %	0 JPY	0.00 %
Total	31,287	100.00 %	47,831,703,401 JPY	100.00 %

Distribution by Contract End Month

Maturity Month	Number of Loans	Percentage of Loans	Outstanding Discounted Principal Balance	Percentage of Balance
09.2017	782	2.50 %	749,239,535 JPY	1.57 %
10.2017	541	1.73 %	522,869,500 JPY	1.09 %
11.2017	722	2.31 %	774,911,103 JPY	1.62 %
12.2017	1,100	3.52 %	1,319,506,992 JPY	2.76 %
01.2018	867	2.77 %	1,002,997,603 JPY	2.10 %
02.2018	1,234	3.94 %	1,531,237,963 JPY	3.20 %
03.2018	2,333	7.46 %	3,118,109,605 JPY	6.52 %
04.2018	697	2.23 %	923,651,726 JPY	1.93 %
05.2018	1,044	3.34 %	1,456,062,621 JPY	3.04 %
06.2018	1,526	4.88 %	2,178,680,775 JPY	4.55 %
07.2018	1,048	3.35 %	1,466,600,038 JPY	3.07 %
08.2018	1,086	3.47 %	1,619,156,215 JPY	3.39 %
09.2018	1,608	5.14 %	2,630,565,489 JPY	5.50 %
10.2018	831	2.66 %	1,346,764,549 JPY	2.82 %
11.2018	965	3.08 %	1,637,987,236 JPY	3.42 %
12.2018	694	2.22 %	1,062,494,567 JPY	2.22 %
01.2019	575	1.84 %	788,251,851 JPY	1.65 %
02.2019	707	2.26 %	1,017,118,995 JPY	2.13 %
03.2019	1,040	3.32 %	1,535,808,433 JPY	3.21 %
04.2019	391	1.25 %	605,984,387 JPY	1.27 %
05.2019	457	1.46 %	660,643,965 JPY	1.38 %
06.2019	597	1.91 %	898,179,229 JPY	1.88 %
07.2019	428	1.37 %	666,127,462 JPY	1.39 %
08.2019	406	1.30 %	641,275,931 JPY	1.34 %
09.2019	613	1.96 %	1,043,097,991 JPY	2.18 %
10.2019	387	1.24 %	599,313,153 JPY	1.25 %
11.2019	384	1.23 %	560,482,919 JPY	1.17 %
12.2019	421	1.35 %	630,693,852 JPY	1.32 %
01.2020	346	1.11 %	547,486,682 JPY	1.14 %
02.2020	453	1.45 %	675,990,779 JPY	1.41 %
03.2020	598	1.91 %	948,228,869 JPY	1.98 %
04.2020	296	0.95 %	470,759,064 JPY	0.98 %
05.2020	396	1.27 %	637,852,153 JPY	1.33 %
06.2020	416	1.33 %	724,081,290 JPY	1.51 %
07.2020	404	1.29 %	673,701,666 JPY	1.41 %
08.2020	451	1.44 %	846,180,645 JPY	1.77 %
09.2020	624	1.99 %	1,210,152,918 JPY	2.53 %
10.2020	407	1.30 %	803,888,719 JPY	1.68 %
11.2020	499	1.59 %	998,540,419 JPY	2.09 %
12.2020	236	0.75 %	466,569,372 JPY	0.98 %
01.2021	303	0.97 %	626,188,785 JPY	1.31 %
02.2021	346	1.11 %	724,443,971 JPY	1.51 %
03.2021	470	1.50 %	1,009,823,799 JPY	2.11 %
04.2021	180	0.58 %	378,195,543 JPY	0.79 %
05.2021	253	0.81 %	533,661,603 JPY	1.12 %
06.2021	239	0.76 %	522,098,481 JPY	1.09 %
07.2021	175	0.56 %	380,716,464 JPY	0.80 %
08.2021	158	0.51 %	376,028,056 JPY	0.79 %
09.2021	182	0.58 %	399,090,731 JPY	0.83 %
10.2021	91	0.29 %	200,625,752 JPY	0.42 %
11.2021	57	0.18 %	140,946,010 JPY	0.29 %
12.2021	16	0.05 %	36,576,381 JPY	0.08 %
01.2022	18	0.06 %	30,738,621 JPY	0.06 %
02.2022	17	0.05 %	37,007,319 JPY	0.08 %
03.2022	19	0.06 %	48,717,646 JPY	0.10 %
04.2022	21	0.07 %	44,305,889 JPY	0.09 %
05.2022	12	0.04 %	26,925,603 JPY	0.06 %
06.2022	17	0.05 %	52,190,822 JPY	0.11 %
07.2022	14	0.04 %	32,230,093 JPY	0.07 %
08.2022	14	0.04 %	41,109,845 JPY	0.09 %
09.2022	27	0.09 %	61,014,838 JPY	0.13 %
10.2022	14	0.04 %	34,161,235 JPY	0.07 %
11.2022	17	0.05 %	52,182,797 JPY	0.11 %
12.2022	7	0.02 %	17,679,972 JPY	0.04 %
01.2023	2	0.01 %	7,057,108 JPY	0.01 %
02.2023	1	0.00 %	1,575,138 JPY	0.00 %
03.2023	1	0.00 %	2,952,108 JPY	0.01 %
04.2023	0	0.00 %	0 JPY	0.00 %
05.2023	0	0.00 %	0 JPY	0.00 %
06.2023	2	0.01 %	8,274,007 JPY	0.02 %
07.2023	1	0.00 %	2,598,732 JPY	0.01 %
08.2023	0	0.00 %	0 JPY	0.00 %
09.2023	2	0.01 %	7,266,309 JPY	0.02 %
10.2023	1	0.00 %	4,073,482 JPY	0.01 %
Total	31,287	100.00 %	47,831,703,401 JPY	100.00 %

Distribution by Monthly Payment

Monthly Payment	Number of Loans	Percentage of Loans	Outstanding Discounted Principal Balance	Percentage of Balance
<= 10,000 JPY	1,685	5.39 %	1,768,329,196 JPY	3.70 %
10,001 JPY - 20,000 JPY	5,911	18.89 %	6,457,197,436 JPY	13.50 %
20,001 JPY - 30,000 JPY	8,307	26.55 %	10,504,119,811 JPY	21.96 %
30,001 JPY - 40,000 JPY	6,159	19.69 %	9,242,322,828 JPY	19.32 %
40,001 JPY - 50,000 JPY	3,624	11.58 %	6,456,735,990 JPY	13.50 %
50,001 JPY - 60,000 JPY	2,238	7.15 %	4,429,691,424 JPY	9.26 %
60,001 JPY - 70,000 JPY	1,154	3.69 %	2,592,813,203 JPY	5.42 %
70,001 JPY - 80,000 JPY	653	2.09 %	1,546,433,148 JPY	3.23 %
80,001 JPY - 90,000 JPY	425	1.36 %	1,116,866,949 JPY	2.33 %
90,001 JPY - 100,000 JPY	359	1.15 %	1,037,061,942 JPY	2.17 %
100,001 JPY - 110,000 JPY	209	0.67 %	609,958,089 JPY	1.28 %
110,001 JPY - 120,000 JPY	147	0.47 %	490,541,156 JPY	1.03 %
120,001 JPY - 130,000 JPY	108	0.35 %	385,875,860 JPY	0.81 %
130,001 JPY - 140,000 JPY	71	0.23 %	267,674,924 JPY	0.56 %
140,001 JPY - 150,000 JPY	57	0.18 %	209,285,453 JPY	0.44 %
>= 150,001 JPY	180	0.58 %	716,795,992 JPY	1.50 %
Total	31,287	100.00 %	47,831,703,401 JPY	100.00 %

Distribution by Bonus Payment

Bonus Payment	Number of Loans	Percentage of Loans	Outstanding Discounted Principal Balance	Percentage of Balance
No Bonus Payment	18,931	60.51 %	28,556,939,948 JPY	59.70 %
1 JPY - 25,000 JPY	243	0.78 %	279,468,642 JPY	0.58 %
25,001 JPY - 50,000 JPY	3,093	9.89 %	3,860,233,394 JPY	8.07 %
50,001 JPY - 75,000 JPY	1,081	3.46 %	1,457,819,259 JPY	3.05 %
75,001 JPY - 100,000 JPY	4,273	13.66 %	6,483,518,102 JPY	13.55 %
100,001 JPY - 125,000 JPY	550	1.76 %	896,924,923 JPY	1.88 %
125,001 JPY - 150,000 JPY	1,658	5.30 %	3,093,627,233 JPY	6.47 %
150,001 JPY - 175,000 JPY	190	0.61 %	368,037,912 JPY	0.77 %
175,001 JPY - 200,000 JPY	816	2.61 %	1,715,456,984 JPY	3.59 %
200,001 JPY - 225,000 JPY	61	0.19 %	123,439,852 JPY	0.26 %
225,001 JPY - 250,000 JPY	183	0.58 %	445,167,986 JPY	0.93 %
250,001 JPY - 275,000 JPY	17	0.05 %	41,395,191 JPY	0.09 %
275,001 JPY - 300,000 JPY	127	0.41 %	319,491,106 JPY	0.67 %
300,001 JPY - 325,000 JPY	8	0.03 %	25,406,486 JPY	0.05 %
325,001 JPY - 350,000 JPY	19	0.06 %	59,592,580 JPY	0.12 %
350,001 JPY - 375,000 JPY	4	0.01 %	8,438,283 JPY	0.02 %
375,001 JPY - 400,000 JPY	20	0.06 %	53,266,886 JPY	0.11 %
400,001 JPY - 425,000 JPY	1	0.00 %	3,718,993 JPY	0.01 %
425,001 JPY - 450,000 JPY	1	0.00 %	4,390,344 JPY	0.01 %
450,001 JPY - 475,000 JPY	0	0.00 %	0 JPY	0.00 %
475,001 JPY - 500,000 JPY	8	0.03 %	22,527,986 JPY	0.05 %
500,001 JPY or more	3	0.01 %	12,841,311 JPY	0.03 %
Total	31,287	100.00 %	47,831,703,401 JPY	100.00 %

Distribution by Motor Type

Motor Type	Number of Loans	Percentage of Loans	Outstanding Discounted Principal Balance	Percentage of Balance
EA 189	0	0.00 %	0 JPY	0.00 %
Other	31,287	100.00 %	47,831,703,401 JPY	100.00 %
Total	31,287	100.00 %	47,831,703,401 JPY	100.00 %

Disclaimer

This presentation contains forward-looking statements and information on the business development of the Volkswagen Group. These statements may be spoken or written and can be recognized by terms such as "expects", "anticipates", "intends", "plans", "believes", "seeks", "estimates", "will", or words with similar meaning. These statements are based on assumptions relating to the development of the economies of individual countries, and in particular of the automotive industry, which we have made on the basis of the information available to us and which we consider to be realistic at the time of going to press. The estimates given involve a degree of risk, and the actual developments may differ from those forecast.

Consequently, any unexpected fall in demand or economic stagnation in our key sales markets, such as in Western Europe (and especially Germany) or in the USA, Brazil or China, will have a corresponding impact on the development of our business. The same applies in the event of a significant shift in current exchange rates relative to the US dollar, sterling, yen, Brazilian real, Chinese renminbi and Czech koruna.

If any of these or other risks occur, or if the assumptions underlying any of these statements prove incorrect, the actual results may significantly differ from those expressed or implied by such statements.

We do not update forward-looking statements retrospectively. Such statements are valid on the date of publication and can be superceded.

This information does not constitute an offer to exchange or sell or an offer to exchange or buy any securities.