

**BMW  
GROUP**



**ROLLS-ROYCE**  
MOTOR CARS LTD

**Bavarian Sky S.A., Compartment German Auto Loans 9**

**Monthly Investor Report - September 2022**

## Compartment German Auto Loans 9

### Monthly Investor Report

Reporting Date:	Oct 11, 2022
Payment Date:	Oct 20, 2022
Period No.:	34
Monthly Period:	Sept, 2022
Interest Period:	Sept 20, 2022 to Oct 20, 2022 = 30 days

### **Index**

1. Contact Information
2. Reporting Contact Details
3. Counterparty History & Noteworthy Transaction Events
4. Overview Dates
5. Portfolio Information
6. Reserves
7. Performance Data
8. Defaulted Amount & Recovery Amount
9. Defaulted Amount & Recovery Amount - Loan Level Data
10. Outstanding Note Balance
11. Original Principal Balance
12. Aggregate Principal Balance
13. Aggregate Outstanding Principal Balance
14. Down Payments
15. Borrower Concentration
16. Geographical Distribution
17. Car Type & Customer Group
18. Delinquencies
19. Seasoning
20. Remaining Term
21. Original Term
22. Vehicle Class
23. Payment Type
24. Interest Rates
25. Credit Type
26. Contracts per Customer
27. Amortisation
28. Priority of Payments
29. Transaction Costs
30. Ratings
31. Swap Counterparty Data

## Compartment German Auto Loans 9

### Monthly Investor Report

Reporting Date:	Oct 11, 2022
Payment Date:	Oct 20, 2022
Period No.:	34
Monthly Period:	Sept, 2022
Interest Period:	Sept 20, 2022 to Oct 20, 2022 = 30 days

## **1. Contact Information**

### **Transaction Parties**

**Issuer:** **Bavarian Sky S.A.**  
Acting in respect of its Compartment German Auto Loans 9  
287-289 route d'Arlon  
L-1150 Luxembourg  
Luxembourg  
Attn.: The Directors  
LU-BavarianSky@intertrustgroup.com  
+352 26 56 31 71

**Corporate Administrator:** **Intertrust (Luxembourg) S.à r.l.**  
6, Rue Eugène Ruppert  
L-2453 Luxembourg  
Luxembourg  
Attn.: BUO - Capital Markets  
LU-BavarianSky@intertrustgroup.com  
+352 26 44 91

**Originator/Servicer:** **BMW Bank GmbH**  
Lilienthalallee 26  
80939 Munich  
Germany  
Attn.: ABS Servicing Team  
abs.bmwgroup@bmw.de

**Compartment German Auto Loans 9**  
**Monthly Investor Report**

Reporting Date:	Oct 11, 2022
Payment Date:	Oct 20, 2022
Period No.:	34
Monthly Period:	Sept, 2022
Interest Period:	Sept 20, 2022 to Oct 20, 2022 = 30 days

**1. Contact Information****Transaction Parties****Calculation Agent/Paying Agent****The Bank of New York Mellon**

One Canada Square  
E14 5AL London  
United Kingdom  
Attn.: BNYM Structured Finance Team 8  
BNYM.Structured.Finance.Team.8@bnymellon.com

**Trustee:****BNY MELLON CORPORATE TRUSTEE SERVICES LIMITED**

One Canada Square  
E14 5AL London  
United Kingdom  
Attn.: BNYM Structured Finance Team 8  
BNYM.Structured.Finance.Team.8@bnymellon.com

**Issuer Account Bank:****The Bank of New York Mellon**

Friedrich-Ebert-Anlage 49, Messeturm  
60327 Frankfurt am Main  
Germany  
Attn.: BNYM Structured Finance Team 8  
BNYM.Structured.Finance.Team.8@bnymellon.com

## Compartment German Auto Loans 9

### Monthly Investor Report

Reporting Date:	Oct 11, 2022
Payment Date:	Oct 20, 2022
Period No.:	34
Monthly Period:	Sept, 2022
Interest Period:	Sept 20, 2022 to Oct 20, 2022 = 30 days

## **1. Contact Information**

### **Transaction Parties**

#### **Data Trustee:**

**The Bank of New York Mellon**  
Friedrich-Ebert-Anlage 46, Messeturm  
60327 Frankfurt am Main  
Germany  
Attn.: BNYM Structured Finance Team 8  
BNYM.Structured.Finance.Team.8@bnymellon.com

#### **Swap Counterparty:**

**Skandinaviska Enskilda Banken AB**  
Kungsträdgårdsgatan 8  
SE-106 40 Stockholm  
Sweden  
TDLegal@seb.de

#### **Rating Agencies:**

**FITCH RATINGS LTD**  
30 North Colonnade, Canary Wharf  
E14 5GN London  
United Kingdom  
ABSsurveillance@fitchratings.com

**MOODY'S INVESTORS SERVICE ESPAÑA SA**  
Principe de Vergara, 131 - 6 floor  
28002 Madrid  
Spain  
monitor.abs@moodys.com

**Compartment German Auto Loans 9**  
**Monthly Investor Report**

Reporting Date:	Oct 11, 2022
Payment Date:	Oct 20, 2022
Period No.:	34
Monthly Period:	Sept, 2022
Interest Period:	Sept 20, 2022 to Oct 20, 2022 = 30 days

**2. Reporting Contact Details****Contact for Servicer Report (Portfolio related information in Investor Report)****Contact for Investor Reporting:****BMW Bank GmbH**

Lilienthalallee 26  
80939 Munich  
Germany  
Attn.: ABS Servicing Team  
abs.bmwgroup@bmw.de

**Calculation Agent:****The Bank of New York Mellon**

One Canada Square  
E14 5AL London  
United Kingdom  
BNYM.Structured.Finance.Team.8@bnymellon.com

**Compartment German Auto Loans 9**  
**Monthly Investor Report**

Reporting Date:	Oct 11, 2022
Payment Date:	Oct 20, 2022
Period No.:	34
Monthly Period:	Sept, 2022
Interest Period:	Sept 20, 2022 to Oct 20, 2022 = 30 days

**3. Counterparty History & Notheworthy Transaction Events****Counterparty History (to be added if applicable)**

None.

**Noteworthy Transaction Events (to be added if applicable)**

None.



**Compartment German Auto Loans 9**  
**Monthly Investor Report**

Reporting Date:	Oct 11, 2022
Payment Date:	Oct 20, 2022
Period No.:	34
Monthly Period:	Sept, 2022
Interest Period:	Sept 20, 2022 to Oct 20, 2022 = 30 days

**4. Overview Dates**

<b>Initial Cut-Off Date:</b>	30/11/2019		
<b>Issue Date:</b>	01/12/2019	<b>Legal Maturity Date:</b>	20/12/2026
<b>Reporting Date</b>	11/10/2022		
<b>Investor Reporting Date</b>	18/10/2022		
<b>Interest Determination Date</b>	15/09/2022		
<b>Reporting Frequency:</b>	monthly		
<b>Monthly Period No. (since Issue Date):</b>	34	<b>(since Issue Date)</b>	
<b>Payment Date:</b>	20/10/2022		
<b>Next Payment Date</b>	21/11/2022		
<b>Monthly Period:</b>	01/09/2022	<b>until</b>	30/09/2022



**Compartment German Auto Loans 9**  
**Monthly Investor Report**

Reporting Date:	Oct 11, 2022
Payment Date:	Oct 20, 2022
Period No.:	34
Monthly Period:	Sept, 2022
Interest Period:	Sept 20, 2022 to Oct 20, 2022 = 30 days

**5. Portfolio Information**

	current period	prior period
<b>Outstanding receivables (in EUR)</b>	<b>Aggregate outstanding principal balance</b>	<b>Aggregate outstanding principal balance</b>
<b>Beginning of period</b>	218,039,472.07	247,632,457.62
Scheduled principal payments	20,076,175.80	25,928,279.54
Prepayment* principal	2,982,620.16	3,265,229.71
Prepayments* number of contracts	194	211
Repurchases* principal	332,093.58	368,132.66
Repurchases* number of contracts	18	18
<b>Total principal collections</b>	<b>23,390,889.54</b>	<b>29,561,641.91</b>
<b>Total interest collections</b>	<b>582,248.17</b>	<b>655,643.53</b>
<b>Defaulted Amounts</b>	<b>261,299.12</b>	<b>181,122.12</b>
<b>Recoveries</b>	<b>42,506.21</b>	<b>149,778.48</b>
<b>Late Recoveries</b>	<b>42,147.15</b>	<b>74,441.88</b>
<b>End of Period</b>	<b>194,429,789.62</b>	<b>218,039,472.07</b>
Current prepayment rate (annualised) in %	16.65	16.31

\* Prepayments are defined as all contracts that are early settled by the borrower and repurchases are defined as all contracts that are repurchased due to modification of contract.

**Compartment German Auto Loans 9**  
**Monthly Investor Report**

Reporting Date: Oct 11, 2022  
 Payment Date: Oct 20, 2022  
 Period No.: 34  
 Monthly Period: Sept, 2022  
 Interest Period: Sept 20, 2022 to Oct 20, 2022  
 = 30 days

**6. Reserves**

<b>Cash Reserve</b>		<b>in EUR</b>
Outstanding cash reserve beginning of period		4,826,000.00
Interest on cash reserve - previous period		0.00
Required cash reserve		4,826,000.00
Outstanding cash reserve end of period		4,826,000.00
<b>Commingling Reserve</b>		<b>in EUR</b>
Outstanding Commingling Reserve end of period		0.00

<b>Triggers*</b>						
<b>Reserves</b>	<b>Required Rating BMW AG</b>					<b>Trigger Breach</b>
		Fitch	S&P	Moody's	DBRS	
Commingling Reserve	Long Term	BBB	N/A	Baa1	N/A	no
	Short Term	F2	N/A	P-2	N/A	no
<b>Current Rating BMW AG</b>						
		Fitch	S&P	Moody's	DBRS	
	Long Term	N/A	A	A2	A high	
	Short Term	N/A	A-1	P-1	N/A	

\* Breach of this trigger in conjunction with any other event as set out in the Servicing Agreement and/or the Receivables Purchase Agreement will oblige BMW Bank GmbH to post additional cash collateral or change the sweep frequency (from the collections account to the issuer account) from monthly to daily.  
 The Reserves will be adjusted on a monthly basis and shall be deposited in the Issuer Account and exclusively reserved to cover risks.

# Compartment German Auto Loans 9

## Monthly Investor Report

Reporting Date:	Oct 11, 2022
Payment Date:	Oct 20, 2022
Period No.:	34
Monthly Period:	Sept, 2022
Interest Period:	Sept 20, 2022 to Oct 20, 2022 = 30 days

### 7. Performance Data

#### Aggregate outstanding notes balance

Beginning of period (in EUR)	171,553,821.38
End of period (in EUR)	147,616,184.42

#### Ratios

##### 31- 60 days past due

	(in EUR)	(in %)
31- 60 days past due period before previous period	1,092,963.48	0.44
31- 60 days past due previous period	969,785.32	0.44
31- 60 days past due current period	914,803.52	0.47

##### 61- 90 days past due

	(in EUR)	(in %)
61- 90 days past due period before previous period	417,290.47	0.17
61- 90 days past due previous period	420,208.93	0.19
61- 90 days past due current period	453,837.81	0.23

##### Cumulative Net Loss Ratio

	Current ratio	Trigger	Trigger breach
Cumulative Net Loss Ratio (in %)	0.25	1.00	No

#### Performance data

Number of contracts being 31 - 60 days delinquent	63
Number of contracts being 61 - 90 days delinquent	29
Balance of contracts being 31 - 60 days delinquent (in EUR)	914,803.52
Balance of contracts being 61 - 90 days delinquent (in EUR)	453,837.81
Defaulted amounts (in EUR)	261,299.12
Cumulative defaulted amounts (in EUR)	5,611,994.94
Recoveries (in EUR)	42,506.21
Cumulative recoveries (in EUR)	3,181,252.29

# Compartment German Auto Loans 9

## Monthly Investor Report

Reporting Date:	Oct 11, 2022
Payment Date:	Oct 20, 2022
Period No.:	34
Monthly Period:	Sept, 2022
Interest Period:	Sept 20, 2022 to Oct 20, 2022 = 30 days

### 8. Defaulted Amount & Recovery Amount

(as at end of Monthly Period)

Collection Period	No. of Defaulted Agreements in Collection Period	Defaulted Amount in Collection Period (in EUR)	Cumulative Defaulted Amount since Initial Cut-Off Date (in EUR)	Cumulative Amount of Purchased Receivables (in EUR)	Cumulative Gross Loss Ratio (in %)	Recovery Amount in Collection Period (in EUR)	Cumulative Recoveries since Initial Cut-Off Date (in EUR)	Cumulative Net Losses (in EUR)	Cumulative Net Loss Ratio (in %)
Nov - 19	0	n/a	n/a	965,199,940.28	n/a	n/a	n/a	n/a	n/a
Dec - 19	3	12.34	12.34	965,199,940.28	0.00	0.00	0.00	12.34	0.00
Jan - 20	5	27.11	39.45	965,199,940.28	0.00	0.00	0.00	39.45	0.00
Feb - 20	6	27.85	67.30	965,199,940.28	0.00	0.00	0.00	67.30	0.00
Mar - 20	7	153,413.80	153,481.10	965,199,940.28	0.02	95,170.61	95,170.61	58,310.49	0.01
Apr - 20	12	175,996.04	329,477.14	965,199,940.28	0.03	100,323.67	195,494.28	133,982.86	0.01
May - 20	8	93,330.81	422,807.95	965,199,940.28	0.04	56,837.71	252,331.99	170,475.96	0.02
June - 20	10	118,427.77	541,235.72	965,199,940.28	0.06	73,759.34	326,091.33	215,144.39	0.02
July - 20	17	158,143.94	699,379.66	965,199,940.28	0.07	61,076.52	387,167.85	312,211.81	0.03
Aug - 20	11	162,443.95	861,823.61	965,199,940.28	0.09	90,753.07	477,920.92	383,902.69	0.04
Sept - 20	11	304,519.49	1,166,343.10	965,199,940.28	0.12	221,177.60	699,098.52	467,244.58	0.05
Oct - 20	12	159,724.95	1,326,068.05	965,199,940.28	0.14	90,774.67	789,873.19	536,194.86	0.06
Nov - 20	15	256,156.31	1,582,224.36	965,199,940.28	0.16	135,603.84	925,477.03	656,747.33	0.07
Dec - 20	11	227,543.13	1,809,767.49	965,199,940.28	0.19	143,488.83	1,068,965.86	740,801.63	0.08
Jan - 21	14	226,433.31	2,036,200.80	965,199,940.28	0.21	69,267.48	1,138,233.34	897,967.46	0.09
Feb - 21	12	54,392.68	2,090,593.48	965,199,940.28	0.22	40,822.83	1,179,056.17	911,537.31	0.09
Mar - 21	15	261,684.44	2,352,277.92	965,199,940.28	0.24	92,653.32	1,271,709.49	1,080,568.43	0.11
Apr - 21	20	296,240.56	2,648,518.48	965,199,940.28	0.27	170,444.56	1,442,154.05	1,206,364.43	0.12
May - 21	16	219,912.26	2,868,430.74	965,199,940.28	0.30	83,002.87	1,525,156.92	1,343,273.82	0.14
June - 21	12	77,011.97	2,945,442.71	965,199,940.28	0.31	59,168.72	1,584,325.64	1,361,117.07	0.14
July - 21	21	237,571.08	3,183,013.79	965,199,940.28	0.33	158,658.65	1,742,984.29	1,440,029.50	0.15
Aug - 21	14	148,293.72	3,331,307.51	965,199,940.28	0.35	142,090.90	1,885,075.19	1,446,232.32	0.15
Sept - 21	15	146,440.12	3,477,747.63	965,199,940.28	0.36	124,036.64	2,009,111.83	1,468,635.80	0.15
Oct - 21	6	107,987.44	3,585,735.07	965,199,940.28	0.37	72,817.43	2,081,929.26	1,503,805.81	0.16
Nov - 21	14	165,092.54	3,750,827.61	965,199,940.28	0.39	61,339.15	2,143,268.41	1,607,559.20	0.17
Dec - 21	12	192,311.14	3,943,138.75	965,199,940.28	0.41	132,269.08	2,275,537.49	1,667,601.26	0.17
Jan - 22	18	231,570.83	4,174,709.58	965,199,940.28	0.43	47,508.76	2,323,046.25	1,851,663.33	0.19
Feb - 22	26	91,669.85	4,266,379.43	965,199,940.28	0.44	59,371.48	2,382,417.73	1,883,961.70	0.20
Mar - 22	34	219,366.72	4,485,746.15	965,199,940.28	0.46	155,258.79	2,537,676.52	1,948,069.63	0.20
Apr - 22	37	203,472.17	4,689,218.32	965,199,940.28	0.49	146,055.39	2,683,731.91	2,005,486.41	0.21
May - 22	30	117,308.59	4,806,526.91	965,199,940.28	0.50	94,269.12	2,778,001.03	2,028,525.88	0.21

## Compartment German Auto Loans 9

### Monthly Investor Report

Reporting Date:	Oct 11, 2022
Payment Date:	Oct 20, 2022
Period No.:	34
Monthly Period:	Sept, 2022
Interest Period:	Sept 20, 2022 to Oct 20, 2022 = 30 days

## 8. Defaulted Amount & Recovery Amount

(as at end of Monthly Period)

Collection Period	No. of Defaulted Agreements in Collection Period	Defaulted Amount in Collection Period (in EUR)	Cumulative Defaulted Amount since Initial Cut-Off Date (in EUR)	Cumulative Amount of Purchased Receivables (in EUR)	Cumulative Gross Loss Ratio (in %)	Recovery Amount in Collection Period (in EUR)	Cumulative Recoveries since Initial Cut-Off Date (in EUR)	Cumulative Net Losses (in EUR)	Cumulative Net Loss Ratio (in %)
June - 22	31	275,042.20	5,081,569.11	965,199,940.28	0.53	173,437.74	2,951,438.77	2,130,130.34	0.22
July - 22	26	88,004.59	5,169,573.70	965,199,940.28	0.54	37,528.83	2,988,967.60	2,180,606.10	0.23
Aug - 22	28	181,122.12	5,350,695.82	965,199,940.28	0.55	149,778.48	3,138,746.08	2,211,949.74	0.23
Sept - 22	28	261,299.12	5,611,994.94	965,199,940.28	0.58	42,506.21	3,181,252.29	2,430,742.65	0.25

# Compartment German Auto Loans 9

## Monthly Investor Report

Reporting Date: Oct 11, 2022  
 Payment Date: Oct 20, 2022  
 Period No.: 34  
 Monthly Period: Sept, 2022  
 Interest Period: Sept 20, 2022 to Oct 20, 2022  
 = 30 days

### 9. Defaulted Amount & Recovery Amount - Loan Level Data

Applicable only if loans have defaulted. Does not include defaulted amounts less than 10.00 EUR.

	Month / Year of Default	Month / Year of Loan Origination	Initial Principal Balance (in EUR)	Principal Balance of Loan at Default (in EUR)	Recovery Total (in EUR)	Principal Balance End of Period (in EUR)	Object Type (new / used)	Vehicle Series	Customer Type (private / commercial)	Out of Deal (Month / Year)
1	Mar - 20	Sept - 19	32.175.10	32.175.10	22.414.50	9.760.60	Used	X1 Series	Private	
2	Mav - 20	Sept - 19	58.060.18	56.889.63	31.314.84	25.574.79	New	X5 Series	Commercial	
3	June - 20	Julv - 19	36.448.71	36.058.57	22.808.36	13.250.21	Used	Non BMW Group (incl. Motorcycles)	Commercial	
4	June - 20	Aua - 19	29.280.83	29.008.14	19.842.04	9.166.10	Used	2 Series	Private	
5	June - 20	Feb - 19	14.826.89	14.826.89	9.699.72	5.127.17	Used	1 Series	Commercial	
6	Julv - 20	Feb - 19	58.989.71	58.989.71	4.747.83	54.418.85	Used	Non BMW Group (incl. Motorcycles)	Private	
7	Julv - 20	Mav - 19	48.723.23	48.697.23	30.400.59	18.296.64	New	X4 Series	Commercial	
8	Julv - 20	Aua - 19	13.075.95	12.874.98	5.937.03	6.937.95	Used	X1 Series	Commercial	
9	Aua - 20	Sept - 19	22.767.62	20.895.84	20.895.84	0.00	Used	3 Series	Private	
10	Aua - 20	Mar - 19	43.693.37	43.693.37	0.00	43.693.37	Used	5 Series	Commercial	
11	Aua - 20	Aar - 19	44.042.01	43.541.00	34.374.56	9.166.44	New	Z Series	Commercial	
12	Sept - 20	Mar - 19	89.495.64	85.137.29	46.081.12	39.056.17	Used	7 Series	Commercial	
13	Sept - 20	Julv - 19	23.401.77	5.776.68	5.776.68	0.00	Used	3 Series	Private	
14	Sept - 20	Julv - 19	13.234.09	10.500.96	10.500.96	0.00	Used	2 Series	Commercial	
15	Sept - 20	Sept - 19	82.802.13	79.940.70	65.886.99	14.053.71	New	8 Series	Commercial	
16	Oct - 20	Julv - 19	5.280.68	4.494.82	4.494.82	0.00	Used	Non BMW Group (incl. Motorcycles)	Private	
17	Oct - 20	Aar - 19	16.709.18	15.137.60	15.137.60	0.00	Used	1 Series	Commercial	
18	Oct - 20	Julv - 19	27.386.65	4.655.63	4.655.63	0.00	New	1 Series	Private	
19	Oct - 20	Aua - 19	33.958.13	17.385.88	17.385.88	0.00	New	3 Series	Private	
20	Nov - 20	Aua - 19	13.081.40	11.658.76	11.658.76	0.00	Used	Z Series	Private	
21	Nov - 20	Mar - 19	83.748.84	79.398.76	79.398.76	0.00	New	X5 Series	Private	
22	Nov - 20	Sept - 19	4.843.57	3.130.94	3.130.94	0.00	Used	5 Series	Commercial	
23	Nov - 20	Aua - 19	43.057.67	40.142.81	34.451.97	5.690.84	New	Z Series	Private	
24	Nov - 20	Mar - 19	29.496.03	26.116.80	20.683.32	5.433.48	Used	Z Series	Commercial	
25	Nov - 20	Aar - 19	40.306.53	35.478.03	24.670.03	10.864.81	Used	X5 Series	Commercial	
26	Dec - 20	Aua - 19	67.200.76	66.143.67	0.00	66.143.67	New	5 Series	Commercial	
27	Dec - 20	Aar - 19	21.826.30	20.852.26	20.852.26	0.00	Used	2 Series	Private	
28	Dec - 20	Sept - 19	42.203.90	38.089.88	29.741.38	8.348.50	Used	X6 Series	Commercial	
29	Jan - 21	Feb - 19	22.509.18	21.650.83	10.963.30	10.687.53	Used	5 Series	Commercial	
30	Jan - 21	Aar - 19	46.154.83	40.118.96	2.712.62	37.406.34	New	2 Series	Private	
31	Jan - 21	Aua - 19	25.378.58	24.398.11	13.705.32	10.692.79	Used	3 Series	Private	
32	Jan - 21	Sept - 19	34.809.52	33.124.18	14.267.97	18.856.21	New	2 Series	Commercial	
33	Jan - 21	Aua - 19	46.478.82	44.164.58	22.227.67	21.936.91	New	3 Series	Commercial	
34	Jan - 21	June - 19	6.623.64	5.917.47	0.00	5.917.47	Used	1 Series	Private	
35	Jan - 21	Sept - 19	57.208.17	51.455.14	51.455.14	0.00	New	2 Series	Commercial	
36	Feb - 21	Aua - 19	15.821.81	2.367.93	2.367.93	0.00	Used	1 Series	Private	
37	Feb - 21	Aua - 19	13.305.89	11.652.68	9.183.80	2.468.88	Used	X1 Series	Commercial	

# Compartment German Auto Loans 9

## Monthly Investor Report

Reporting Date: Oct 11, 2022  
 Payment Date: Oct 20, 2022  
 Period No.: 34  
 Monthly Period: Sept, 2022  
 Interest Period: Sept 20, 2022 to Oct 20, 2022  
 = 30 days

### 9. Defaulted Amount & Recovery Amount - Loan Level Data

Applicable only if loans have defaulted. Does not include defaulted amounts less than 10.00 EUR.

	Month / Year of Default	Month / Year of Loan Origination	Initial Principal Balance (in EUR)	Principal Balance of Loan at Default (in EUR)	Recovery Total (in EUR)	Principal Balance End of Period (in EUR)	Object Type (new / used)	Vehicle Series	Customer Type (private / commercial)	Out of Deal (Month / Year)
38	Feb - 21	June - 19	14,198.10	12,854.80	10,619.91	2,234.89	New	MINI	Private	
39	Mar - 21	Aug - 19	24,424.84	21,651.38	12,874.93	8,776.45	Used	X4 Series	Commercial	
40	Mar - 21	Aug - 19	15,543.59	14,097.10	10,467.05	3,673.13	Used	Non BMW Group (incl. Motorcycles)	Commercial	
41	Mar - 21	Mar - 19	11,597.42	7,199.12	7,199.12	0.00	Used	5 Series	Private	
42	Mar - 21	Jan - 19	55,330.88	47,918.12	21,675.89	26,242.23	Used	Non BMW Group (incl. Motorcycles)	Commercial	
43	Mar - 21	Feb - 19	93,330.49	87,721.57	60,879.63	26,841.94	New	Non BMW Group (incl. Motorcycles)	Commercial	
44	Mar - 21	Sept - 19	9,856.76	5,485.42	5,485.42	0.00	Used	1 Series	Private	
45	Apr - 21	Apr - 19	19,260.34	16,963.93	15,528.95	1,434.98	Used	5 Series	Private	
46	Apr - 21	Julv - 19	29,584.05	27,773.40	25,900.56	1,872.84	New	X2 Series	Private	
47	Apr - 21	June - 19	20,390.96	18,954.26	739.32	18,214.94	Used	Non BMW Group (incl. Motorcycles)	Private	
48	Apr - 21	Mav - 19	31,865.87	26,680.33	23,658.13	3,022.20	Used	4 Series	Private	
49	Apr - 21	Sept - 19	11,443.46	8,673.71	7,384.75	1,288.96	Used	2 Series	Private	
50	Apr - 21	Sept - 19	36,503.69	31,043.07	17,972.04	13,071.03	New	2 Series	Commercial	
51	Apr - 21	Aug - 19	26,465.38	21,699.57	21,699.57	0.00	Used	7 Series	Private	
52	Apr - 21	Apr - 19	69,590.00	63,256.22	37,815.13	25,441.09	New	X6 Series	Commercial	
53	Mav - 21	Feb - 19	12,848.17	11,539.54	6,655.10	4,884.44	Used	MINI	Commercial	
54	Mav - 21	Mav - 19	35,004.68	28,611.52	17,095.30	11,806.71	Used	X1 Series	Commercial	
55	Mav - 21	Julv - 19	14,861.80	11,192.56	8,816.94	2,375.62	Used	1 Series	Private	
56	Mav - 21	Sept - 19	39,948.01	17,817.44	-127.94	17,945.38	New	X3 Series	Commercial	
57	Mav - 21	Mar - 19	33,519.75	13,101.57	-113.45	13,215.02	New	X1 Series	Commercial	
58	Mav - 21	Mar - 19	27,300.11	23,321.92	23,321.92	0.00	Used	7 Series	Private	
59	Mav - 21	Sept - 19	66,895.58	45,983.65	25,507.53	20,476.12	New	4 Series	Commercial	
60	Mav - 21	Mar - 19	19,017.36	5,770.09	1,840.55	3,929.54	Used	X1 Series	Commercial	
61	Mav - 21	Mav - 19	28,906.72	23,592.17	23,592.17	0.00	Used	5 Series	Commercial	
62	June - 21	Mav - 19	13,009.54	11,589.61	11,589.61	0.00	New	1 Series	Private	
63	June - 21	Mav - 19	28,010.53	24,678.15	14,190.81	10,487.34	New	X1 Series	Commercial	
64	June - 21	Julv - 19	20,765.47	18,626.75	15,044.72	3,740.63	New	MINI	Commercial	
65	Julv - 21	Sept - 19	18,466.63	16,148.71	8,736.99	7,411.72	New	Non BMW Group (incl. Motorcycles)	Commercial	
66	Julv - 21	Mar - 19	35,258.64	29,010.61	17,541.62	11,468.99	Used	X4 Series	Commercial	
67	Julv - 21	Apr - 19	26,916.85	23,731.31	23,731.31	0.00	Used	5 Series	Private	
68	Julv - 21	Mar - 19	12,686.40	10,306.77	7,254.74	3,052.03	Used	MINI	Private	
69	Julv - 21	Aug - 19	8,965.82	7,804.20	-352.23	8,156.43	Used	Other BMW Group	Private	
70	Aug - 21	Julv - 19	19,254.68	12,192.08	12,192.08	0.00	Used	2 Series	Private	
71	Aug - 21	Mav - 19	52,679.69	42,247.86	34,817.41	7,430.45	New	X6 Series	Commercial	
72	Aug - 21	Apr - 19	11,933.06	9,972.69	9,972.69	0.00	Used	1 Series	Private	
73	Aug - 21	Mar - 19	14,851.66	13,933.14	13,933.14	0.00	New	2 Series	Private	
74	Sept - 21	Sept - 19	18,466.62	16,319.55	6,820.87	9,498.68	New	Non BMW Group (incl. Motorcycles)	Commercial	

# Compartment German Auto Loans 9

## Monthly Investor Report

Reporting Date: Oct 11, 2022  
 Payment Date: Oct 20, 2022  
 Period No.: 34  
 Monthly Period: Sept, 2022  
 Interest Period: Sept 20, 2022 to Oct 20, 2022  
 = 30 days

### 9. Defaulted Amount & Recovery Amount - Loan Level Data

Applicable only if loans have defaulted. Does not include defaulted amounts less than 10.00 EUR.

	Month / Year of Default	Month / Year of Loan Origination	Initial Principal Balance (in EUR)	Principal Balance of Loan at Default (in EUR)	Recovery Total (in EUR)	Principal Balance End of Period (in EUR)	Object Type (new / used)	Vehicle Series	Customer Type (private / commercial)	Out of Deal (Month / Year)
75	Sept - 21	Mar - 19	18.890.39	15.464.68	15.464.68	0.00	New	MINI	Private	
76	Sept - 21	Apr - 19	21.745.76	16.297.80	14.876.24	1.421.56	Used	5 Series	Private	
77	Sept - 21	Julv - 19	7.735.55	3.970.87	3.970.87	0.00	Used	1 Series	Private	
78	Sept - 21	Feb - 19	12.176.17	3.015.74	3.015.74	0.01	Used	5 Series	Commercial	
79	Sept - 21	June - 19	15.547.41	11.663.85	11.663.85	0.00	Used	Non BMW Group (incl. Motorcycles)	Private	
80	Sept - 21	June - 19	34.279.82	29.692.50	25.183.67	4.508.83	Used	X5 Series	Commercial	
81	Oct - 21	June - 19	46.284.58	44.348.18	44.348.18	0.00	New	X4 Series	Private	
82	Oct - 21	Mav - 19	24.430.39	20.773.91	20.773.91	0.00	Used	3 Series	Private	
83	Oct - 21	Mar - 19	26.545.05	25.882.54	25.882.54	0.00	New	3 Series	Commercial	
84	Nov - 21	Mar - 19	24.321.38	8.567.00	-41.64	8.608.64	New	2 Series	Private	
85	Nov - 21	Mav - 19	57.368.13	49.632.49	0.00	49.632.49	New	2 Series	Private	
86	Nov - 21	Apr - 19	31.402.98	23.272.80	0.00	23.272.80	Used	7 Series	Commercial	
87	Nov - 21	Julv - 19	35.665.58	28.292.51	23.975.51	4.549.32	Used	7 Series	Commercial	
88	Dec - 21	Apr - 19	35.694.93	29.043.44	29.043.44	0.00	Used	4 Series	Commercial	
89	Dec - 21	Mav - 19	10.724.93	721.06	721.06	0.00	Used	3 Series	Private	
90	Dec - 21	Aua - 19	25.404.73	22.367.86	22.367.86	0.00	Used	X5 Series	Commercial	
91	Dec - 21	Sept - 19	16.276.86	11.362.52	11.079.11	283.41	Used	1 Series	Commercial	
92	Jan - 22	Mar - 19	96.087.06	84.390.78	0.00	84.390.78	New	8 Series	Commercial	
93	Jan - 22	June - 19	27.105.51	22.748.11	14.517.01	8.231.10	Used	3 Series	Private	
94	Jan - 22	Mav - 19	10.650.84	5.523.98	0.00	5.523.98	Used	Non BMW Group (incl. Motorcycles)	Commercial	
95	Jan - 22	Mav - 19	16.687.82	2.388.67	-15.07	2.403.74	New	Non BMW Group (incl. Motorcycles)	Commercial	
96	Jan - 22	June - 19	8.689.18	7.795.60	-853.28	8.648.88	Used	Other BMW Group	Commercial	
97	Jan - 22	Julv - 19	63.574.72	60.434.01	48.793.71	11.640.30	New	X5 Series	Commercial	
98	Jan - 22	June - 19	6.772.11	6.772.11	237.20	0.00	Used	1 Series	Private	
99	Feb - 22	June - 19	38.205.01	453.78	0.00	478.08	New	X6 Series	Commercial	
100	Feb - 22	Julv - 19	21.449.50	3.918.68	3.918.68	0.00	Used	X5 Series	Commercial	
101	Feb - 22	June - 19	24.095.80	2.451.23	207.04	2.244.19	Used	3 Series	Private	
102	Feb - 22	Julv - 19	10.688.40	7.423.96	7.423.96	0.00	Used	1 Series	Private	
103	Feb - 22	Julv - 19	34.101.32	30.349.53	16.724.66	13.624.87	New	MINI	Commercial	
104	Mar - 22	Aua - 19	1.735.98	579.34	579.34	0.00	Used	Non BMW Group (incl. Motorcycles)	Private	
105	Mar - 22	Aua - 19	31.225.83	24.633.40	23.429.35	1.204.05	Used	X4 Series	Private	
106	Mar - 22	Mar - 19	15.540.48	11.700.46	11.700.46	0.00	Used	Other BMW Group	Private	
107	Mar - 22	Aua - 19	5.273.00	1.022.33	618.66	403.67	Used	Non BMW Group (incl. Motorcycles)	Private	
108	Mar - 22	Mav - 19	19.881.86	15.963.75	6.077.62	9.886.13	New	Non BMW Group (incl. Motorcycles)	Commercial	
109	Mar - 22	Aua - 19	4.842.30	2.204.83	2.204.83	0.00	Used	Non BMW Group (incl. Motorcycles)	Private	
110	Mar - 22	Aua - 19	25.621.21	14.217.24	12.864.87	1.352.37	Used	4 Series	Commercial	
111	Apr - 22	Aua - 19	60.838.71	48.791.42	31.801.73	16.989.69	New	Non BMW Group (incl. Motorcycles)	Commercial	



# Compartment German Auto Loans 9

## Monthly Investor Report

Reporting Date: Oct 11, 2022  
 Payment Date: Oct 20, 2022  
 Period No.: 34  
 Monthly Period: Sept, 2022  
 Interest Period: Sept 20, 2022 to Oct 20, 2022  
 = 30 days

### 9. Defaulted Amount & Recovery Amount - Loan Level Data

Applicable only if loans have defaulted. Does not include defaulted amounts less than 10.00 EUR.

	Month / Year of Default	Month / Year of Loan Origination	Initial Principal Balance (in EUR)	Principal Balance of Loan at Default (in EUR)	Recovery Total (in EUR)	Principal Balance End of Period (in EUR)	Object Type (new / used)	Vehicle Series	Customer Type (private / commercial)	Out of Deal (Month / Year)
112	Apr - 22	Mar - 19	11.622.51	8.623.29	8.623.29	0.00	Used	1 Series	Private	
113	Apr - 22	Mar - 19	28.280.20	21.975.91	1.750.00	20.225.91	New	MINI	Private	
114	Mav - 22	Mav - 19	58.617.31	13.375.83	-180.25	13.556.08	New	7 Series	Commercial	
115	Mav - 22	Feb - 19	22.066.92	16.574.49	16.574.49	0.00	Used	3 Series	Private	
116	June - 22	Apr - 19	41.958.67	37.769.40	28.060.36	9.709.04	New	3 Series	Commercial	
117	June - 22	Aug - 19	5.478.62	1.298.41	1.298.41	0.00	Used	3 Series	Commercial	
118	June - 22	Apr - 19	28.116.19	20.184.10	20.184.10	0.00	Used	2 Series	Private	
119	June - 22	Mar - 19	37.987.32	24.102.93	0.00	24.102.93	Used	X5 Series	Commercial	
120	June - 22	Julv - 19	39.871.53	29.483.89	0.00	29.483.89	Used	6 Series	Commercial	
121	June - 22	Mav - 19	13.461.22	6.097.14	1.000.00	5.097.14	Used	3 Series	Private	
122	June - 22	Mar - 19	40.695.61	30.954.12	30.954.12	0.00	New	X5 Series	Private	
123	June - 22	Jan - 19	31.295.95	22.701.79	19.714.04	2.987.75	New	X1 Series	Private	
124	June - 22	Feb - 19	30.949.24	15.353.70	15.353.70	0.00	New	X1 Series	Private	
125	June - 22	Mav - 19	14.537.35	8.148.27	8.148.27	0.00	Used	Non BMW Group (incl. Motorcycles)	Private	
126	June - 22	Sept - 19	14.056.04	8.063.31	165.97	7.897.34	Used	3 Series	Commercial	
127	Julv - 22	Sept - 19	22.913.75	19.136.97	12.714.81	6.422.16	Used	5 Series	Commercial	
128	Julv - 22	Aug - 19	65.649.54	43.998.10	40.121.22	3.876.88	New	X5 Series	Commercial	
129	Aug - 22	Sept - 19	36.802.85	26.828.17	22.268.91	4.559.26	New	3 Series	Commercial	
130	Aug - 22	Sept - 19	37.023.75	29.616.47	23.385.63	6.230.84	Used	X5 Series	Commercial	
131	Aug - 22	Mar - 19	35.668.22	2.879.15	2.879.15	0.00	Used	X5 Series	Commercial	
132	Aug - 22	Jan - 19	13.198.67	9.544.66	0.00	9.544.66	Used	1 Series	Private	
133	Aug - 22	Apr - 19	6.513.45	968.80	343.34	625.46	Used	Non BMW Group (incl. Motorcycles)	Commercial	
134	Aug - 22	Julv - 19	24.990.99	19.020.69	17.600.00	1.420.69	New	1 Series	Private	
135	Aug - 22	Aug - 19	24.724.78	14.327.43	12.268.91	2.058.52	Used	5 Series	Commercial	
136	Aug - 22	Jan - 19	19.292.86	7.138.56	920.00	6.218.56	New	MINI	Private	
137	Sept - 22	Jan - 19	34.738.00	23.956.91	402.85	23.554.06	New	MINI	Commercial	
138	Sept - 22	Sept - 19	6.802.38	525.35	0.00	525.35	Used	MINI	Private	
139	Sept - 22	Julv - 19	52.970.65	33.370.74	0.00	33.370.74	Used	7 Series	Commercial	
140	Sept - 22	Feb - 19	13.417.08	7.655.58	451.72	7.203.86	New	2 Series	Private	
141	Sept - 22	Feb - 19	26.670.01	18.107.84	1.000.00	17.107.84	New	MINI	Private	
142	Sept - 22	Feb - 19	21.667.42	20.212.19	0.00	20.212.19	New	1 Series	Commercial	
143	Sept - 22	Apr - 19	23.972.36	18.009.09	0.00	18.009.09	Used	Non BMW Group (incl. Motorcycles)	Commercial	
144	Sept - 22	Mav - 19	36.555.44	21.125.32	-638.56	21.763.88	New	5 Series	Commercial	
145	Sept - 22	Aug - 19	27.353.89	23.654.31	200.00	23.454.31	New	X2 Series	Private	
146	Sept - 22	Feb - 19	7.110.57	1.119.24	196.26	922.98	Used	X1 Series	Private	
147	Sept - 22	Feb - 19	58.833.91	41.619.95	700.00	40.919.95	New	X4 Series	Commercial	
148	Sept - 22	Feb - 19	32.118.53	13.400.43	1.757.88	11.642.55	Used	X5 Series	Commercial	

# Compartment German Auto Loans 9

## Monthly Investor Report

Reporting Date: Oct 11, 2022  
 Payment Date: Oct 20, 2022  
 Period No.: 34  
 Monthly Period: Sept, 2022  
 Interest Period: Sept 20, 2022 to Oct 20, 2022  
 = 30 days

### 9. Defaulted Amount & Recovery Amount - Loan Level Data

Applicable only if loans have defaulted. Does not include defaulted amounts less than 10.00 EUR.

	Month / Year of Default	Month / Year of Loan Origination	Initial Principal Balance (in EUR)	Principal Balance of Loan at Default (in EUR)	Recovery Total (in EUR)	Principal Balance End of Period (in EUR)	Object Type (new / used)	Vehicle Series	Customer Type (private / commercial)	Out of Deal (Month / Year)
149	Mar - 20	Julv - 19	121.205.04	121.205.04	72.663.64	48.541.40	New	7 Series	Commercial	June - 20
150	Aor - 20	June - 19	40.510.75	40.510.75	23.133.40	17.377.35	Used	6 Series	Commercial	June - 20
151	Aor - 20	June - 19	21.050.74	20.419.23	14.186.39	6.232.84	Used	1 Series	Private	July - 20
152	Mav - 20	Mar - 19	36.893.14	36.111.62	27.506.46	8.605.16	New	X1 Series	Private	Aug - 20
153	Aua - 20	Mar - 19	28.821.23	1.257.04	532.55	724.49	Used	X3 Series	Commercial	Aug - 20
154	June - 20	Aua - 19	36.524.43	36.197.09	20.755.01	15.442.08	Used	X5 Series	Commercial	Sept - 20
155	Julv - 20	June - 19	34.397.12	33.113.60	22.548.80	10.564.80	Used	X3 Series	Private	Oct - 20
156	Aua - 20	Mav - 19	24.414.97	23.615.16	15.400.11	8.215.05	Used	4 Series	Commercial	Oct - 20
157	Aua - 20	Mav - 19	27.796.57	26.883.56	23.186.91	3.696.65	Used	X4 Series	Commercial	Nov - 20
158	Sept - 20	Mav - 19	46.648.95	41.086.12	36.530.06	4.556.06	New	X5 Series	Commercial	Nov - 20
159	Sept - 20	Mar - 19	16.613.12	14.236.01	12.784.24	1.451.77	Used	X1 Series	Commercial	Dec - 20
160	Sept - 20	Aua - 19	66.528.08	65.485.30	56.864.55	8.620.75	New	7 Series	Commercial	Dec - 20
161	Oct - 20	Mav - 19	64.893.84	62.188.11	36.149.26	26.038.85	Used	X6 Series	Commercial	Dec - 20
162	Oct - 20	Mav - 19	46.113.15	45.413.19	40.141.22	5.271.97	New	X3 Series	Private	Dec - 20
163	Aor - 20	Mar - 19	118.026.91	115.010.49	76.996.71	38.013.78	New	8 Series	Private	Feb - 21
164	Nov - 20	Aua - 19	13.937.36	6.447.26	2.399.69	4.047.57	Used	3 Series	Private	Feb - 21
165	Nov - 20	Julv - 19	14.098.80	13.133.19	7.770.69	5.362.50	Used	1 Series	Private	Feb - 21
166	Feb - 21	Jan - 19	10.650.71	1.198.45	396.98	801.47	Used	Non BMW Group (incl. Motorcycles)	Private	Feb - 21
167	Dec - 20	Aua - 19	16.244.75	14.218.63	13.515.46	703.17	Used	1 Series	Private	Mar - 21
168	Feb - 21	Mav - 19	19.938.51	18.459.15	13.642.85	4.816.30	Used	4 Series	Commercial	June - 21
169	Mar - 21	Julv - 19	17.400.75	15.486.20	9.064.27	6.421.93	Used	MINI	Commercial	June - 21
170	Mar - 21	Mav - 19	34.901.91	32.516.93	26.749.39	5.767.54	New	X1 Series	Private	June - 21
171	Aor - 21	June - 19	16.203.31	14.948.02	12.863.26	2.084.76	Used	2 Series	Private	June - 21
172	Aor - 21	Mav - 19	16.198.62	13.085.34	11.287.20	1.798.14	Used	MINI	Private	June - 21
173	Nov - 20	Aua - 19	36.224.37	33.038.32	27.587.81	5.450.51	New	1 Series	Commercial	July - 21
174	Aor - 21	Feb - 19	23.241.81	19.496.67	15.574.39	3.985.12	Used	X3 Series	Commercial	July - 21
175	Aor - 21	Julv - 19	34.788.75	31.305.78	25.832.47	5.473.31	Used	X5 Series	Commercial	Sept - 21
176	Mav - 21	Aua - 19	15.409.14	14.221.82	7.617.06	6.604.76	Used	5 Series	Private	Sept - 21
177	Julv - 21	Sept - 19	43.227.90	36.600.22	31.668.92	4.931.30	Used	X5 Series	Commercial	Sept - 21
178	Julv - 21	Mar - 19	113.668.34	97.238.45	54.857.18	42.381.27	New	8 Series	Commercial	Sept - 21
179	Sept - 21	Aua - 19	13.097.33	10.554.91	9.870.41	684.50	Used	Other BMW Group	Commercial	Dec - 21
180	Nov - 21	Aua - 19	30.784.32	25.888.36	20.431.77	5.456.59	New	MINI	Private	Feb - 22
181	Dec - 21	Sept - 19	45.301.17	39.092.63	21.909.62	17.183.01	New	5 Series	Commercial	Feb - 22
182	Dec - 21	Aua - 19	14.996.40	11.750.02	9.545.73	2.204.29	Used	MINI	Private	Feb - 22
183	June - 21	Feb - 19	14.962.58	12.866.81	10.446.62	2.420.19	Used	5 Series	Private	Mar - 22
184	Dec - 21	Jan - 19	65.330.21	46.054.99	36.101.54	9.953.45	New	5 Series	Commercial	Mar - 22
185	Dec - 21	Julv - 19	9.792.73	6.678.60	4.618.44	2.060.16	Used	3 Series	Private	Mar - 22

# Compartment German Auto Loans 9

## Monthly Investor Report

Reporting Date:	Oct 11, 2022
Payment Date:	Oct 20, 2022
Period No.:	34
Monthly Period:	Sept, 2022
Interest Period:	Sept 20, 2022 to Oct 20, 2022 = 30 days

### 9. Defaulted Amount & Recovery Amount - Loan Level Data

Applicable only if loans have defaulted. Does not include defaulted amounts less than 10.00 EUR.

	Month / Year of Default	Month / Year of Loan Origination	Initial Principal Balance (in EUR)	Principal Balance of Loan at Default (in EUR)	Recovery Total (in EUR)	Principal Balance End of Period (in EUR)	Object Type (new / used)	Vehicle Series	Customer Type (private / commercial)	Out of Deal (Month / Year)
186	Oct - 21	Julv - 19	19.466.70	14.774.90	14.531.11	420.11	Used	3 Series	Private	Apr - 22
187	Nov - 21	Apr - 19	15.619.87	12.872.33	10.953.90	1.918.43	Used	2 Series	Private	Apr - 22
188	Jan - 22	June - 19	53.405.98	45.779.32	44.991.18	788.14	New	4 Series	Private	Apr - 22
189	Feb - 22	Julv - 19	21.727.08	16.711.90	12.090.63	4.621.27	Used	5 Series	Commercial	May - 22
190	Mar - 22	Mav - 19	22.655.08	17.143.05	12.714.13	4.428.92	Used	5 Series	Private	May - 22
191	Mar - 22	Aua - 19	32.902.02	27.954.49	21.746.44	6.208.05	New	MINI	Commercial	May - 22
192	Mar - 22	Aua - 19	43.795.83	37.666.74	29.211.27	8.455.47	New	X3 Series	Commercial	May - 22
193	Mar - 22	Feb - 19	21.316.76	14.677.39	12.099.88	2.577.51	New	1 Series	Private	June - 22
194	Apr - 22	Feb - 19	23.777.56	19.981.90	14.560.02	5.421.88	New	2 Series	Commercial	June - 22
195	Apr - 22	Julv - 19	71.235.98	54.411.91	52.902.95	1.508.96	New	X5 Series	Commercial	June - 22
196	Mav - 22	Feb - 19	49.503.14	32.624.94	30.298.54	2.326.40	New	5 Series	Commercial	July - 22
197	Mav - 22	Aua - 19	40.562.62	32.042.34	27.028.95	5.013.39	Used	X6 Series	Commercial	July - 22
198	Mar - 22	Apr - 19	33.968.57	27.022.14	20.806.28	6.215.86	New	1 Series	Commercial	Sept - 22
199	June - 22	June - 19	28.534.24	19.697.35	19.507.11	190.24	Used	X5 Series	Commercial	Sept - 22
200	June - 22	June - 19	51.994.54	41.842.23	37.031.88	4.810.35	Used	7 Series	Commercial	Sept - 22
201	Sept - 22	Sept - 19	16.604.57	127.30	49.59	77.71	Used	5 Series	Commercial	Sept - 22

**Compartment German Auto Loans 9**  
**Monthly Investor Report**

Reporting Date:	Oct 11, 2022
Payment Date:	Oct 20, 2022
Period No.:	34
Monthly Period:	Sept, 2022
Interest Period:	Sept 20, 2022 to Oct 20, 2022 = 30 days

**10. Outstanding Note Balance**

<b>1. Note Balance</b>	<b>All Notes</b>	<b>Class A</b>	<b>Class B</b>
<b>Initial Note Information</b>			
ISIN code		XS2074662805	XS2074667192
Currency		EUR	EUR
Legal final maturity		Dec 2026	Dec 2026
Rating (Fitch   Moody's   S&P   DBRS)		AAA   Aaa   N/A   N/A	N/A
Initial notes aggregate principal outstanding balance in EUR	965,200,000.00	900,000,000.00	65,200,000.00
Nominal amount per note in EUR		100,000.00	100,000.00
Initial number of notes per class in EUR		9,000	652
<b>Current Note Information</b>			
Notes aggregate principal outstanding balance in EUR - BoP	171,553,821.38	106,353,821.38	65,200,000.00
Available distribution amount in EUR	28,940,902.94		
Redemption per class in EUR		23,937,636.96	0,00
Redemption per note in EUR		2,659.74	0.00
Notes aggregate principal outstanding balance in EUR - EoP	147,616,184.42	82,416,184.42	65,200,000.00
Current pool factor		0.09	1.00
<b>2. Payments to Investor per Note</b>			
		<b>Class A</b>	<b>Class B</b>
Interest Type		Floating Rate	Fixed Rate
Reference Rate		1M_EURIBOR	NONE
Actual Interest Rate		0.680%	NONE
Spread		0.700%	NONE
Coupon		1.380%	1.000%
Day count fraction		Actual/360	Actual/360
Interest days		30 days	30 days
Principal outstanding per note in EUR - BoP		11,817.09	100,000.00
Principal repayment per note in EUR		2,659.74	0.00
Principal outstanding per note in EUR - EoP		9,157.35	100,000.00
Interest payment per Note in EUR		13.59	83.33

## Compartment German Auto Loans 9

### Monthly Investor Report

Reporting Date:	Oct 11, 2022
Payment Date:	Oct 20, 2022
Period No.:	34
Monthly Period:	Sept, 2022
Interest Period:	Sept 20, 2022 to Oct 20, 2022 = 30 days

## 10. Outstanding Note Balance

<b>3. Credit Enhancement</b>	Initial Period (in EUR)	Initial CE (in %)	Current Period (in EUR)	Current CE (in %)
Class A	900,000,000.00	7.26	82,416,184.42	60.09
Class B	65,200,000.00	0.50	65,200,000.00	26.56
Cash Reserve (+ Overcollateralisation)	4,826,000.00	0.00	51,639,605.20	0.00

BMW Bank GmbH complies with the retention requirement of a material net economic interest in accordance with article 6 of the Securitisation Regulation. A minimum of 5.0% of the net economic interest will be retained on an ongoing basis in form of retention of the Class B Notes and Subordinated Loan.

## 4. Clean-Up Call Option

If the aggregate outstanding principal balance has been reduced to less than 10% of the aggregate outstanding principal balance at the Issue Date, the seller will have the option under the receivables purchase Agreement to acquire all outstanding purchased receivables.

Aggregate outstanding principal balance at end of period (in EUR)	194,429,789.62
Clean-Up option exercisable	No

## Compartment German Auto Loans 9

### Monthly Investor Report

Reporting Date:	Oct 11, 2022
Payment Date:	Oct 20, 2022
Period No.:	34
Monthly Period:	Sept, 2022
Interest Period:	Sept 20, 2022 to Oct 20, 2022 = 30 days

## 11. Original Principal Balance

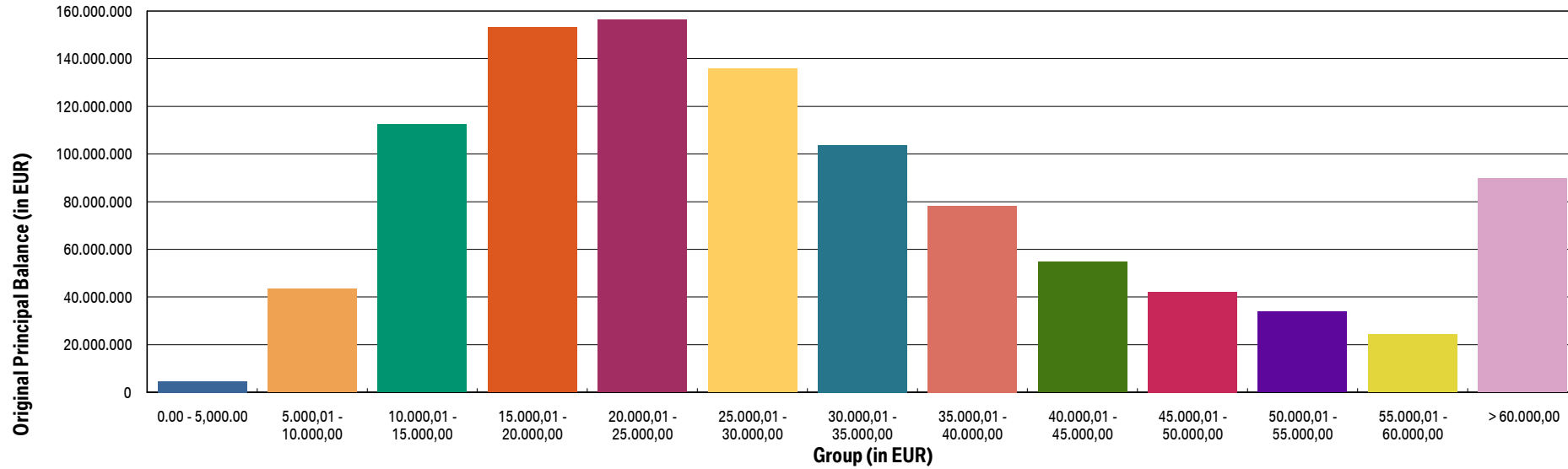
Initial Portfolio as of origination of contract

Group (in EUR) (by Original Principal Balance)	Original Principal Balance (in EUR)	Original Principal Balance (in % of total)	Number of Contracts	Number of Contracts (in % of total)
0.00 - 5.000,00	4,619,930.55	0.45	1,211	2.64
5.000,01 - 10.000,00	43,522,828.41	4.22	5,455	11.88
10.000,01 - 15.000,00	112,558,915.84	10.90	8,904	19.39
15.000,01 - 20.000,00	153,060,506.35	14.83	8,741	19.04
20.000,01 - 25.000,00	156,207,369.99	15.13	6,958	15.16
25.000,01 - 30.000,00	135,917,591.77	13.17	4,960	10.80
30.000,01 - 35.000,00	103,716,870.02	10.05	3,200	6.97
35.000,01 - 40.000,00	78,299,123.37	7.58	2,092	4.56
40.000,01 - 45.000,00	54,590,920.75	5.29	1,288	2.81
45.000,01 - 50.000,00	42,243,909.68	4.09	889	1.94
50.000,01 - 55.000,00	33,778,657.08	3.27	646	1.41
55.000,01 - 60.000,00	24,203,801.68	2.34	422	0.92
> 60.000,00	89,609,850.28	8.68	1,143	2.49
<b>Total</b>	<b>1,032,330,275.77</b>	<b>100.00</b>	<b>45,909</b>	<b>100.00</b>

Average:	22,486.45
Min:	990.00
Max:	351,050.00

**Compartment German Auto Loans 9**  
**Monthly Investor Report**

Reporting Date: Oct 11, 2022  
 Payment Date: Oct 20, 2022  
 Period No.: 34  
 Monthly Period: Sept, 2022  
 Interest Period: Sept 20, 2022 to Oct 20, 2022  
 = 30 days



## Compartment German Auto Loans 9

### Monthly Investor Report

Reporting Date:	Oct 11, 2022
Payment Date:	Oct 20, 2022
Period No.:	34
Monthly Period:	Sept, 2022
Interest Period:	Sept 20, 2022 to Oct 20, 2022 = 30 days

## 12. Aggregate Principal Balance

### Initial Portfolio

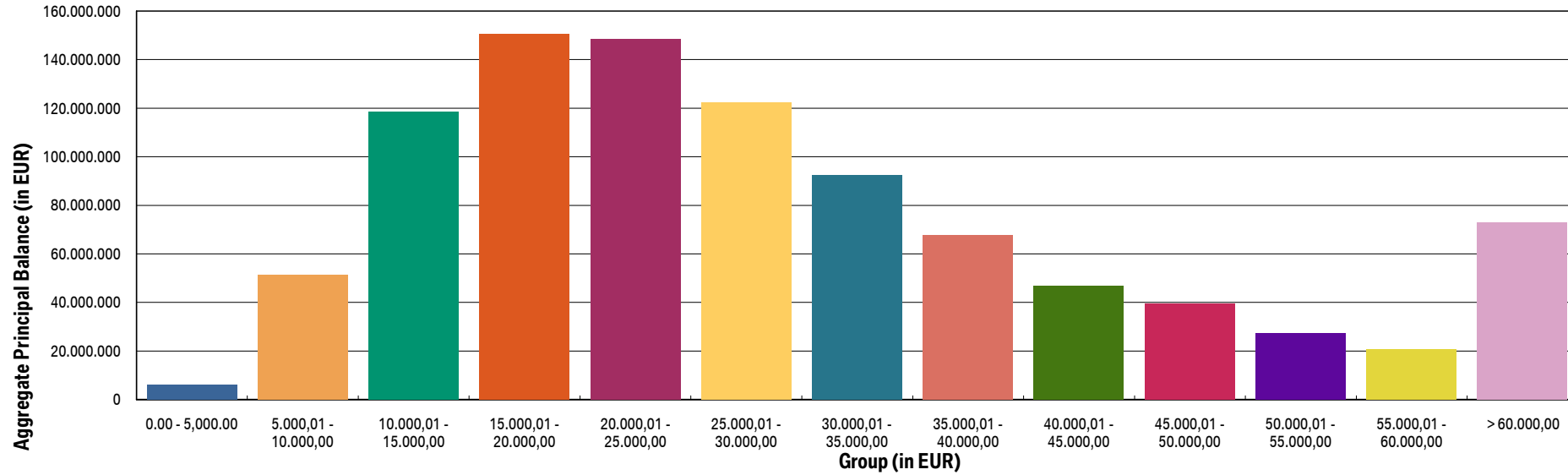
Group (in EUR)	Aggregate Principal Balance (in EUR)	Aggregate Principal Balance (in % of total)	Number of Contracts	Number of Contracts (in % of total)
0.00 - 5,000.00	6,133,915.66	0.64	1,728	3.76
5.000,01 - 10.000,00	51,397,969.90	5.33	6,550	14.27
10.000,01 - 15.000,00	118,451,917.49	12.27	9,433	20.55
15.000,01 - 20.000,00	150,668,214.60	15.61	8,638	18.82
20.000,01 - 25.000,00	148,504,041.35	15.39	6,638	14.46
25.000,01 - 30.000,00	122,241,564.37	12.66	4,476	9.75
30.000,01 - 35.000,00	92,404,320.21	9.57	2,861	6.23
35.000,01 - 40.000,00	67,922,440.28	7.04	1,823	3.97
40.000,01 - 45.000,00	46,859,222.65	4.85	1,107	2.41
45.000,01 - 50.000,00	39,481,836.57	4.09	834	1.82
50.000,01 - 55.000,00	27,349,188.33	2.83	523	1.14
55.000,01 - 60.000,00	20,646,761.81	2.14	360	0.78
> 60.000,00	73,138,547.06	7.58	938	2.04
<b>Total</b>	<b>965,199,940.28</b>	<b>100.00</b>	<b>45,909</b>	<b>100.00</b>

Average:	21,024.20
Min:	510.98
Max:	341,920.07



**Compartment German Auto Loans 9**  
**Monthly Investor Report**

Reporting Date: Oct 11, 2022  
 Payment Date: Oct 20, 2022  
 Period No.: 34  
 Monthly Period: Sept, 2022  
 Interest Period: Sept 20, 2022 to Oct 20, 2022  
 = 30 days



## Compartment German Auto Loans 9

### Monthly Investor Report

Reporting Date:	Oct 11, 2022
Payment Date:	Oct 20, 2022
Period No.:	34
Monthly Period:	Sept, 2022
Interest Period:	Sept 20, 2022 to Oct 20, 2022 = 30 days

### 13. Aggregate Outstanding Principal Balance

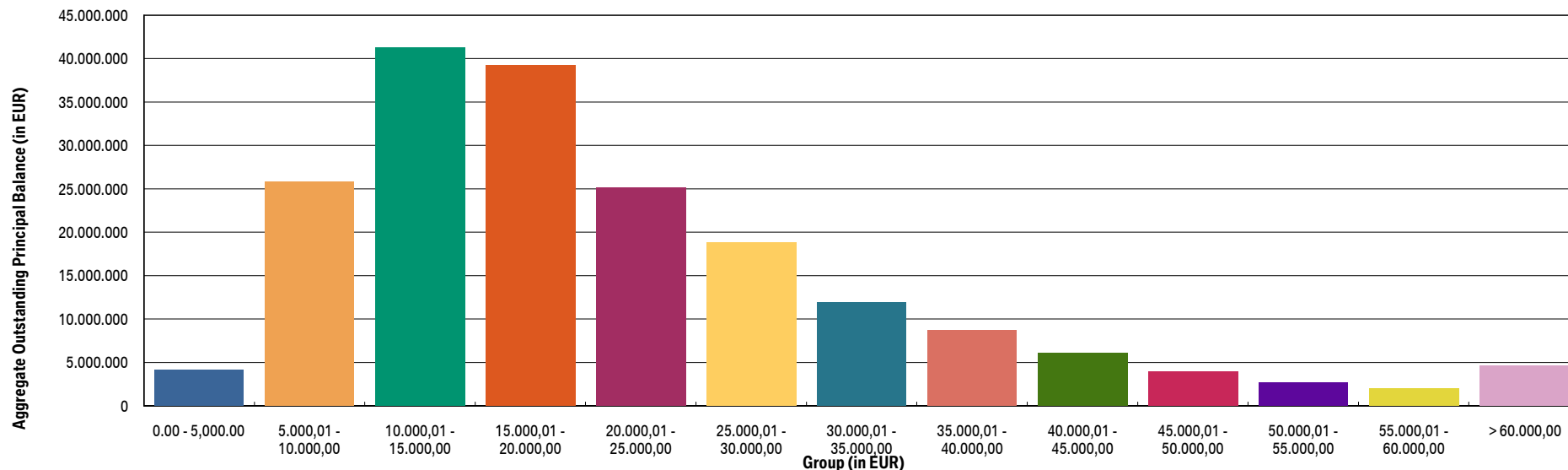
Current Portfolio

Group (in EUR)	Aggregate Outstanding Principal Balance (in EUR)	Aggregate Outstanding Principal Balance (in % of total)	Number of Contracts	Number of Contracts (in % of total)
0.00 - 5,000.00	4,163,967.47	2.14	5,775	32.93
5.000,01 - 10.000,00	25,775,686.46	13.26	3,358	19.15
10.000,01 - 15.000,00	41,281,077.97	21.23	3,330	18.99
15.000,01 - 20.000,00	39,193,877.05	20.16	2,271	12.95
20.000,01 - 25.000,00	25,155,653.51	12.94	1,132	6.45
25.000,01 - 30.000,00	18,801,476.21	9.67	689	3.93
30.000,01 - 35.000,00	11,974,636.67	6.16	372	2.12
35.000,01 - 40.000,00	8,753,581.87	4.50	235	1.34
40.000,01 - 45.000,00	6,121,155.04	3.15	144	0.82
45.000,01 - 50.000,00	3,973,287.27	2.04	84	0.48
50.000,01 - 55.000,00	2,704,542.78	1.39	52	0.30
55.000,01 - 60.000,00	1,951,729.27	1.00	34	0.19
> 60.000,00	4,579,118.05	2.36	61	0.35
<b>Total</b>	<b>194,429,789.62</b>	<b>100.00</b>	<b>17,537</b>	<b>100.00</b>

WA:	11,086.83
Min:	0.00
Max:	149,172.96

**Compartment German Auto Loans 9**  
**Monthly Investor Report**

Reporting Date: Oct 11, 2022  
 Payment Date: Oct 20, 2022  
 Period No.: 34  
 Monthly Period: Sept, 2022  
 Interest Period: Sept 20, 2022 to Oct 20, 2022  
 = 30 days



# Compartment German Auto Loans 9

## Monthly Investor Report

Reporting Date:	Oct 11, 2022
Payment Date:	Oct 20, 2022
Period No.:	34
Monthly Period:	Sept, 2022
Interest Period:	Sept 20, 2022 to Oct 20, 2022 = 30 days

### 14. Down Payments

#### Current Portfolio

Group (in EUR)	Aggregate Principal Balance (in EUR)	Aggregate Principal Balance (in % of total)	Number of Contracts	Number of Contracts (in % of total)
No Down Payment	46,188,254.80	23.76	3,930	22.41
<=1000	4,619,442.45	2.38	498	2.84
1.000,01 - 2.000,00	11,474,431.60	5.90	1,198	6.83
2.000,01 - 3.000,00	14,626,710.87	7.52	1,493	8.51
3.000,01 - 4.000,00	12,795,307.40	6.58	1,297	7.40
4.000,01 - 5.000,00	20,119,275.45	10.35	1,973	11.25
5.000,01 - 6.000,00	11,557,265.39	5.94	1,097	6.26
6.000,01 - 7.000,00	8,774,743.73	4.51	837	4.77
7.000,01 - 8.000,00	9,738,181.69	5.01	834	4.76
8.000,01 - 9.000,00	4,992,329.58	2.57	433	2.47
9.000,01 - 10.000,00	13,883,405.82	7.14	1,171	6.68
10.000,01 - 11.000,00	3,453,518.03	1.78	281	1.60
11.000,01 - 12.000,00	4,413,858.77	2.27	338	1.93
12.000,01 - 13.000,00	3,025,073.96	1.56	268	1.53
13.000,01 - 14.000,00	2,422,794.99	1.25	204	1.16
14.000,01 - 15.000,00	6,265,286.59	3.22	474	2.70
> 15.000,00	16,079,908.50	8.27	1,211	6.91
<b>Total</b>	<b>194,429,789.62</b>	<b>100.00</b>	<b>17,537</b>	<b>100.00</b>

Minimum Down Payment:	101.00
Maximum Down Payment:	166,600.00
Average Down Payment:	5,877.04
Average Down Payment (customers that made a Down Payment)	7,574.46

**Compartment German Auto Loans 9**  
**Monthly Investor Report**

Reporting Date: Oct 11, 2022  
 Payment Date: Oct 20, 2022  
 Period No.: 34  
 Monthly Period: Sept, 2022  
 Interest Period: Sept 20, 2022 to Oct 20, 2022  
 = 30 days

**15. Borrower Concentration**

Current Portfolio

Borrower (Top 20)	Aggregate Outstanding Principal Balance (in EUR)	Aggregate Outstanding Principal Balance (in % of total)	Number of Contracts	Number of Contracts (in % of total)
1	149,172.96	0.08	1	0.01
2	131,548.44	0.07	1	0.01
3	118,199.59	0.06	2	0.01
4	113,233.49	0.06	2	0.01
5	111,396.74	0.06	2	0.01
6	107,528.94	0.06	1	0.01
7	105,514.64	0.05	3	0.02
8	101,891.34	0.05	1	0.01
9	99,047.04	0.05	1	0.01
10	93,810.16	0.05	1	0.01
11	92,215.52	0.05	1	0.01
12	91,144.71	0.05	2	0.01
13	89,404.80	0.05	1	0.01
14	88,215.69	0.05	2	0.01
15	87,030.49	0.04	1	0.01
16	86,629.29	0.04	1	0.01
17	86,308.14	0.04	1	0.01
18	86,035.29	0.04	1	0.01
19	84,851.71	0.04	1	0.01
20	83,679.64	0.04	1	0.01
<b>Total</b>	<b>2,006,858.62</b>	<b>1.03</b>	<b>27</b>	<b>0.15</b>

<b>Total Portfolio Balance</b>	<b>194,429,789.62</b>
--------------------------------	-----------------------

**Compartment German Auto Loans 9**  
**Monthly Investor Report**

Reporting Date:	Oct 11, 2022
Payment Date:	Oct 20, 2022
Period No.:	34
Monthly Period:	Sept, 2022
Interest Period:	Sept 20, 2022 to Oct 20, 2022 = 30 days

**16. Geographical Distribution**

Initial Portfolio

Post code area	Aggregate Principal Balance (in EUR)	Aggregate Principal Balance (in % of total)	Number of Contracts	Number of contracts (in % of total)
post code area 0	46,013,719.16	4.77	2,137	4.65
post code area 1	52,309,049.73	5.42	2,330	5.08
post code area 2	86,206,919.86	8.93	4,190	9.13
post code area 3	84,323,036.80	8.74	4,166	9.07
post code area 4	122,467,094.69	12.69	5,836	12.71
post code area 5	120,458,310.16	12.48	5,708	12.43
post code area 6	124,897,902.26	12.94	5,783	12.60
post code area 7	119,911,302.12	12.42	5,938	12.93
post code area 8	129,085,751.73	13.37	5,969	13.00
post code area 9	79,526,853.77	8.24	3,852	8.39
<b>Total</b>	<b>965,199,940.28</b>	<b>100.00</b>	<b>45,909</b>	<b>100.00</b>

## Compartment German Auto Loans 9

### Monthly Investor Report

Reporting Date:	Oct 11, 2022
Payment Date:	Oct 20, 2022
Period No.:	34
Monthly Period:	Sept, 2022
Interest Period:	Sept 20, 2022 to Oct 20, 2022 = 30 days

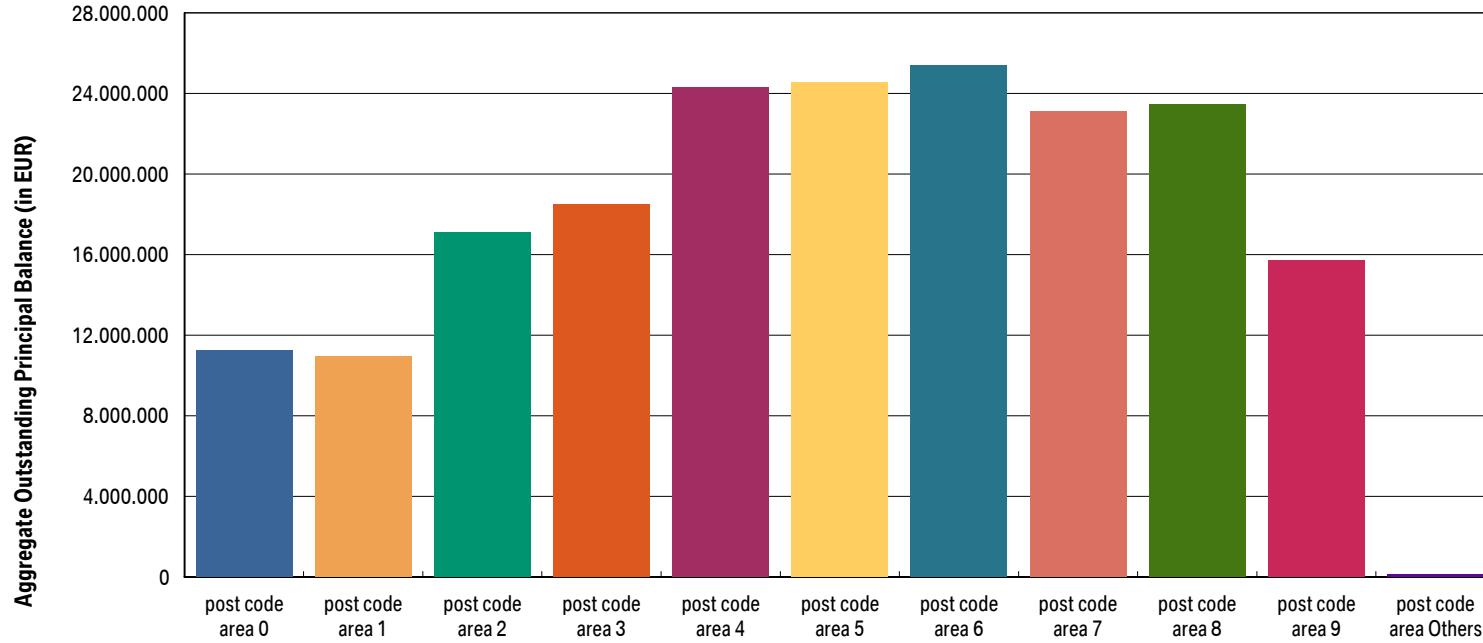
## 16. Geographical Distribution

### Current Portfolio

Post code area	Aggregate Outstanding Principal Balance (in EUR)	Aggregate Outstanding Principal Balance (in % of total)	Number of Contracts	Number of Contracts (in % of total)
post code area 0	11,246,520.13	5.78	907	5.17
post code area 1	10,916,889.52	5.61	926	5.28
post code area 2	17,127,775.30	8.81	1,589	9.06
post code area 3	18,484,768.23	9.51	1,704	9.72
post code area 4	24,289,412.33	12.49	2,201	12.55
post code area 5	24,530,107.89	12.62	2,196	12.52
post code area 6	25,410,531.98	13.07	2,272	12.96
post code area 7	23,117,717.73	11.89	2,192	12.50
post code area 8	23,467,676.47	12.07	2,086	11.89
post code area 9	15,733,786.69	8.09	1,452	8.28
post code area Others	104,603.35	0.05	12	0.07
<b>Total</b>	<b>194,429,789.62</b>	<b>100.00</b>	<b>17,537</b>	<b>100.00</b>

**Compartment German Auto Loans 9**  
**Monthly Investor Report**

Reporting Date: Oct 11, 2022  
 Payment Date: Oct 20, 2022  
 Period No.: 34  
 Monthly Period: Sept, 2022  
 Interest Period: Sept 20, 2022 to Oct 20, 2022  
 = 30 days





**Compartment German Auto Loans 9**  
**Monthly Investor Report**

Reporting Date:	Oct 11, 2022
Payment Date:	Oct 20, 2022
Period No.:	34
Monthly Period:	Sept, 2022
Interest Period:	Sept 20, 2022 to Oct 20, 2022 = 30 days

**17. Car Type & Customer Group**

Initial Portfolio

Car Type	Aggregate Principal Balance (in EUR)	Aggregate Principal Balance (in % of total)	Number of Contracts	Number of Contracts (in % of total)
New	478,297,049.59	49.55	17,619	38.38
Used	486,902,890.69	50.45	28,290	61.62
<b>Total</b>	<b>965,199,940.28</b>	<b>100.00</b>	<b>45,909</b>	<b>100.00</b>

Customer Group	Aggregate Principal Balance (in EUR)	Aggregate Principal Balance (in % of total)	Number of Contracts	Number of Contracts (in % of total)
Commercial	267,380,166.05	27.70	9,367	20.40
Private Individual	697,819,774.23	72.30	36,542	79.60
<b>Total</b>	<b>965,199,940.28</b>	<b>100.00</b>	<b>45,909</b>	<b>100.00</b>

**Compartment German Auto Loans 9**  
**Monthly Investor Report**

Reporting Date:	Oct 11, 2022
Payment Date:	Oct 20, 2022
Period No.:	34
Monthly Period:	Sept, 2022
Interest Period:	Sept 20, 2022 to Oct 20, 2022 = 30 days

**17. Car Type & Customer Group**

Current Portfolio

Car Type	Aggregate Outstanding Principal Balance (in EUR)	Aggregate Outstanding Principal Balance (in % of total)	Number of Contracts	Number of Contracts (in % of total)
New	83,835,290.57	43.12	5,868	33.46
Used	110,594,499.05	56.88	11,669	66.54
<b>Total</b>	<b>194,429,789.62</b>	<b>100.00</b>	<b>17,537</b>	<b>100.00</b>

Customer Group	Aggregate Outstanding Principal Balance (in EUR)	Aggregate Outstanding Principal Balance (in % of total)	Number of Contracts	Number of Contracts (in % of total)
0	17,819.60	0.01	1	0.01
Commercial	44,624,600.64	22.95	2,945	16.79
Private Individual	149,787,369.38	77.04	14,591	83.20
<b>Total</b>	<b>194,429,789.62</b>	<b>100.00</b>	<b>17,537</b>	<b>100.00</b>

**Compartment German Auto Loans 9**  
**Monthly Investor Report**

Reporting Date: Oct 11, 2022  
 Payment Date: Oct 20, 2022  
 Period No.: 34  
 Monthly Period: Sept, 2022  
 Interest Period: Sept 20, 2022 to Oct 20, 2022  
 = 30 days

**18. Delinquencies**

Initial Portfolio

Days past due	Aggregate Principal Balance (in EUR)	Aggregate Principal Balance (in % of total)	Number of Contracts	Number of Contracts (in % of total)
1 - 30	0.00	0.00	0	0.00
31 - 60	0.00	0.00	0	0.00
61 - 90	0.00	0.00	0	0.00
91 - 120	0.00	0.00	0	0.00
> 120	0.00	0.00	0	0.00
<b>Total</b>	<b>0.00</b>	<b>0.00</b>	<b>0</b>	<b>0.00</b>

Current Portfolio

Days past due	Aggregate Outstanding Principal Balance (in EUR)	Aggregate Outstanding Principal Balance (in % of total)	Number of Contracts	Number of Contracts (in % of total)
1 - 30	3,050,171.30	1.57	186	1.06
31 - 60	914,803.52	0.47	63	0.36
61 - 90	453,837.81	0.23	29	0.17
91 - 120	240,410.61	0.12	14	0.08
> 120	474,260.39	0.24	30	0.17
<b>Total</b>	<b>5,133,483.63</b>	<b>2.64</b>	<b>322</b>	<b>1.84</b>

# Compartment German Auto Loans 9

## Monthly Investor Report

Reporting Date:	Oct 11, 2022
Payment Date:	Oct 20, 2022
Period No.:	34
Monthly Period:	Sept, 2022
Interest Period:	Sept 20, 2022 to Oct 20, 2022 = 30 days

### 18a. Delinquencies Analysis

Monthly Period	Performing (in EUR)	31-60 days past due (in EUR)	61-90 days past due (in EUR)	91-120 days past due (in EUR)	>120 days past due (in EUR)
Dec - 19	946,798,463.20	0.00	0.00	0.00	0.00
Jan - 20	925,639,516.87	215,135.52	0.00	0.00	0.00
Feb - 20	904,268,848.66	294,343.80	136,695.08	0.00	0.00
Mar - 20	872,831,427.45	545,656.46	40,510.75	151,521.97	0.00
Apr - 20	839,601,217.49	782,650.59	321,970.65	0.00	151,521.97
May - 20	817,019,640.64	726,277.98	267,856.10	117,992.86	151,521.97
June - 20	795,089,115.47	883,577.14	297,340.39	121,209.93	170,332.68
July - 20	774,427,610.01	608,336.56	545,697.86	136,293.77	165,958.25
Aug - 20	755,891,282.23	500,175.16	421,426.57	198,140.31	118,729.03
Sept - 20	735,982,769.96	440,973.99	224,286.05	155,170.48	245,151.47
Oct - 20	716,689,337.32	536,592.99	239,925.40	166,735.00	265,525.32
Nov - 20	698,671,161.56	405,260.97	131,946.18	143,813.13	281,691.12
Dec - 20	679,781,022.88	291,863.90	259,315.20	103,204.22	337,214.58
Jan - 21	660,415,067.17	520,150.55	111,653.24	199,108.32	248,393.44
Feb - 21	642,323,543.28	439,687.68	162,171.20	26,656.02	377,545.62
Mar - 21	621,677,208.06	487,125.73	136,154.51	21,540.52	238,600.82
Apr - 21	601,332,642.62	420,578.52	193,606.89	48,000.24	167,176.51
May - 21	583,782,884.57	624,134.32	158,670.11	140,098.84	45,529.72
June - 21	565,122,286.15	451,459.47	235,219.99	143,507.10	59,721.31
July - 21	547,253,911.85	593,647.13	181,323.92	99,905.20	82,836.01
Aug - 21	529,762,912.11	606,239.50	272,856.87	113,005.89	123,919.27
Sept - 21	511,931,473.74	643,427.25	339,493.25	151,130.61	196,139.66
Oct - 21	496,386,573.78	635,829.52	161,331.95	119,500.19	356,522.52
Nov - 21	479,955,933.56	465,776.32	344,681.48	24,759.65	324,086.34
Dec - 21	463,880,805.68	377,618.92	191,809.41	46,674.07	315,511.08
Jan - 22	440,607,253.77	463,118.31	244,720.87	139,083.31	121,060.64
Feb - 22	408,982,770.40	565,410.99	127,018.64	172,033.16	177,021.57
Mar - 22	374,100,896.29	932,267.82	118,495.49	139,667.92	265,385.80
Apr - 22	340,895,559.62	1,066,471.51	344,881.41	78,529.49	189,495.97

**Compartment German Auto Loans 9**

**Monthly Investor Report**

Reporting Date:	Oct 11, 2022
Payment Date:	Oct 20, 2022
Period No.:	34
Monthly Period:	Sept, 2022
Interest Period:	Sept 20, 2022 to Oct 20, 2022 = 30 days

**18a. Delinquencies Analysis**

Monthly Period	Performing (in EUR)	31-60 days past due (in EUR)	61-90 days past due (in EUR)	91-120 days past due (in EUR)	>120 days past due (in EUR)
May - 22	307,749,542.99	839,382.85	451,579.78	225,095.78	237,088.17
June - 22	276,447,908.81	803,694.29	403,386.54	225,409.45	282,243.64
July - 22	245,393,667.08	1,092,963.48	417,290.47	292,756.64	435,779.95
Aug - 22	215,804,601.84	969,785.32	420,208.93	286,896.34	557,979.64
Sept - 22	192,346,477.29	914,803.52	453,837.81	240,410.61	474,260.39

**Compartment German Auto Loans 9**  
**Monthly Investor Report**

Reporting Date:	Oct 11, 2022
Payment Date:	Oct 20, 2022
Period No.:	34
Monthly Period:	Sept, 2022
Interest Period:	Sept 20, 2022 to Oct 20, 2022 = 30 days

**19. Seasoning**

Initial Portfolio

Group (in months)	Aggregate Principal Balance (in EUR)	Aggregate Principal Balance (in % of total)	Number of Contracts	Number of Contracts (in % of total)
<= 6	614,661,258.17	63.68	28,934	63.02
> 6 - <= 12	350,538,682.11	36.32	16,975	36.98
> 12 - <= 24	0.00	0.00	0	0.00
> 24 - <= 36	0.00	0.00	0	0.00
> 36 - <= 42	0.00	0.00	0	0.00
> 42 - <= 48	0.00	0.00	0	0.00
> 48 - <= 53	0.00	0.00	0	0.00
> 53	0.00	0.00	0	0.00
<b>Total</b>	<b>965,199,940.28</b>	<b>100.00</b>	<b>45,909</b>	<b>100.00</b>

WA Seasoning (in months): 5.51  
 Min (in months): 2.00  
 Max (in months): 10.00

**Compartment German Auto Loans 9**  
**Monthly Investor Report**

Reporting Date:	Oct 11, 2022
Payment Date:	Oct 20, 2022
Period No.:	34
Monthly Period:	Sept, 2022
Interest Period:	Sept 20, 2022 to Oct 20, 2022 = 30 days

**19. Seasoning**

Current Portfolio

Group (in months)	Aggregate Outstanding Principal Balance (in EUR)	Aggregate Outstanding Principal Balance (in % of total)	Number of Contracts	Number of Contracts (in % of total)
<= 6	0.00	0.00	0	0.00
> 6 - <= 12	0.00	0.00	0	0.00
> 12 - <= 24	0.00	0.00	0	0.00
> 24 - <= 36	25,192,193.27	12.96	3,082	17.57
> 36 - <= 42	145,825,095.58	75.00	12,695	72.39
> 42 - <= 48	23,412,500.77	12.04	1,760	10.04
> 48 - <= 53	0.00	0.00	0	0.00
> 53	0.00	0.00	0	0.00
<b>Total</b>	<b>194,429,789.62</b>	<b>100.00</b>	<b>17,537</b>	<b>100.00</b>

WA Seasoning (in months): 39.38  
 Min (in months): 36.00  
 Max (in months): 44.00

**Compartment German Auto Loans 9**  
**Monthly Investor Report**

Reporting Date:	Oct 11, 2022
Payment Date:	Oct 20, 2022
Period No.:	34
Monthly Period:	Sept, 2022
Interest Period:	Sept 20, 2022 to Oct 20, 2022 = 30 days

**20. Remaining Term**

Initial Portfolio

Group (in months)	Aggregate Principal Balance (in EUR)	Aggregate Principal Balance (in % of total)	Number of Contracts	Number of Contracts (in % of total)
<= 6	164,434.02	0.02	74	0.16
> 6 - <= 12	1,133,697.63	0.12	215	0.47
> 12 - <= 24	39,198,714.83	4.06	3,631	7.91
> 24 - <= 36	441,762,315.07	45.77	21,556	46.95
> 36 - <= 42	85,768,594.87	8.89	4,227	9.21
> 42 - <= 48	86,027,213.60	8.91	4,059	8.84
> 48 - <= 53	115,836,288.64	12.00	4,684	10.20
> 53	195,308,681.62	20.24	7,463	16.26
<b>Total</b>	<b>965,199,940.28</b>	<b>100.00</b>	<b>45,909</b>	<b>100.00</b>

WA Remaining Term (in months): 39.82  
 Min (in months): 3.00  
 Max (in months): 59.00



**Compartment German Auto Loans 9**  
**Monthly Investor Report**

Reporting Date:	Oct 11, 2022
Payment Date:	Oct 20, 2022
Period No.:	34
Monthly Period:	Sept, 2022
Interest Period:	Sept 20, 2022 to Oct 20, 2022 = 30 days

**20. Remaining Term**

Current Portfolio

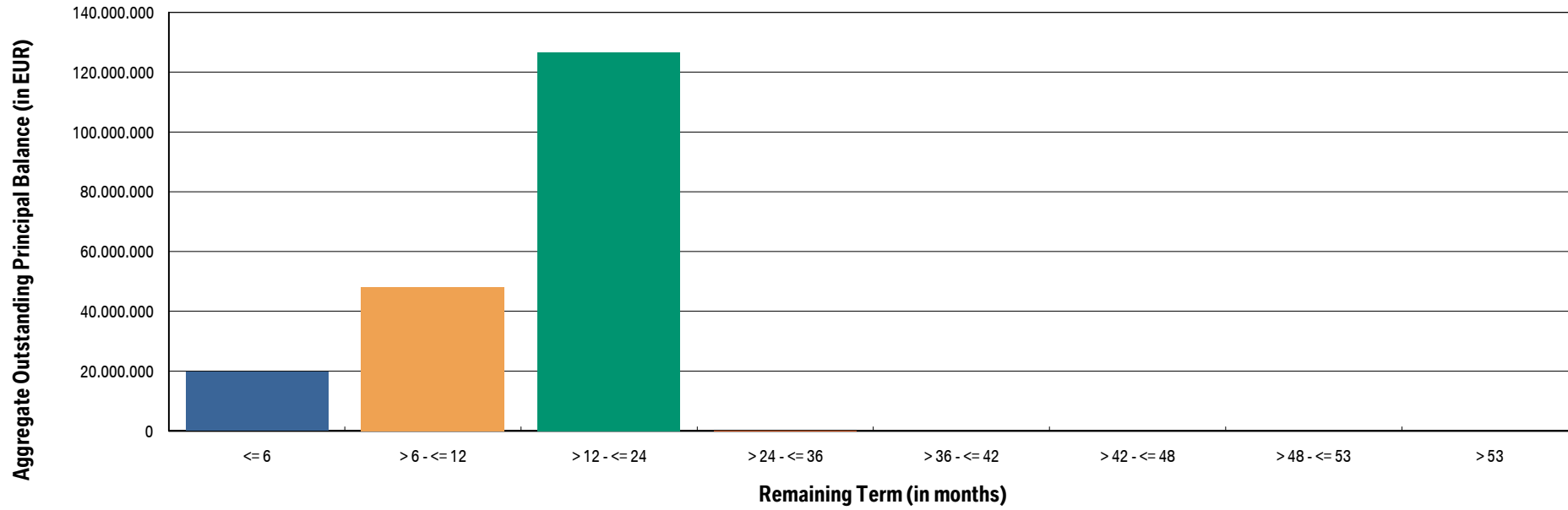
Group (in months)	Aggregate Outstanding Principal Balance (in EUR)	Aggregate Outstanding Principal Balance (in % of total)	Number of Contracts	Number of Contracts (in % of total)
<= 6	19,729,495.17	10.15	6,201	35.36
> 6 - <= 12	48,040,388.45	24.71	3,829	21.83
> 12 - <= 24	126,620,545.55	65.12	7,505	42.80
> 24 - <= 36	39,360.45	0.02	2	0.01
> 36 - <= 42	0.00	0.00	0	0.00
> 42 - <= 48	0.00	0.00	0	0.00
> 48 - <= 53	0.00	0.00	0	0.00
> 53	0.00	0.00	0	0.00
<b>Total</b>	<b>194,429,789.62</b>	<b>100.00</b>	<b>17,537</b>	<b>100.00</b>

WA Remaining Term (in months): 16.09  
 Min (in months): 0.00  
 Max (in months): 26.00



**Compartment German Auto Loans 9**  
**Monthly Investor Report**

Reporting Date:	Oct 11, 2022
Payment Date:	Oct 20, 2022
Period No.:	34
Monthly Period:	Sept, 2022
Interest Period:	Sept 20, 2022 to Oct 20, 2022 = 30 days



**Compartment German Auto Loans 9**  
**Monthly Investor Report**

Reporting Date:	Oct 11, 2022
Payment Date:	Oct 20, 2022
Period No.:	34
Monthly Period:	Sept, 2022
Interest Period:	Sept 20, 2022 to Oct 20, 2022 = 30 days

**21. Original Term**

Initial Portfolio

Group (in months)	Aggregate Principal Balance (in EUR)	Aggregate Principal Balance (in % of total)	Number of Contracts	Number of Contracts (in % of total)
<= 6	0.00	0.00	0	0.00
> 6 - <= 12	611,333.50	0.06	170	0.37
> 12 - <= 24	34,932,333.59	3.62	3,298	7.18
> 24 - <= 36	443,746,826.38	45.97	21,817	47.52
> 36 - <= 42	5,331,690.95	0.55	316	0.69
> 42 - <= 48	167,517,803.30	17.36	8,066	17.57
> 48 - <= 53	687,612.05	0.07	35	0.08
> 53	312,372,340.51	32.36	12,207	26.59
<b>Total</b>	<b>965,199,940.28</b>	<b>100.00</b>	<b>45,909</b>	<b>100.00</b>

WA Original Term (in months): 45.33  
 Min (in months): 10.00  
 Max (in months): 66.00

**Compartment German Auto Loans 9**  
**Monthly Investor Report**

Reporting Date:	Oct 11, 2022
Payment Date:	Oct 20, 2022
Period No.:	34
Monthly Period:	Sept, 2022
Interest Period:	Sept 20, 2022 to Oct 20, 2022 = 30 days

**21. Original Term**

Current Portfolio

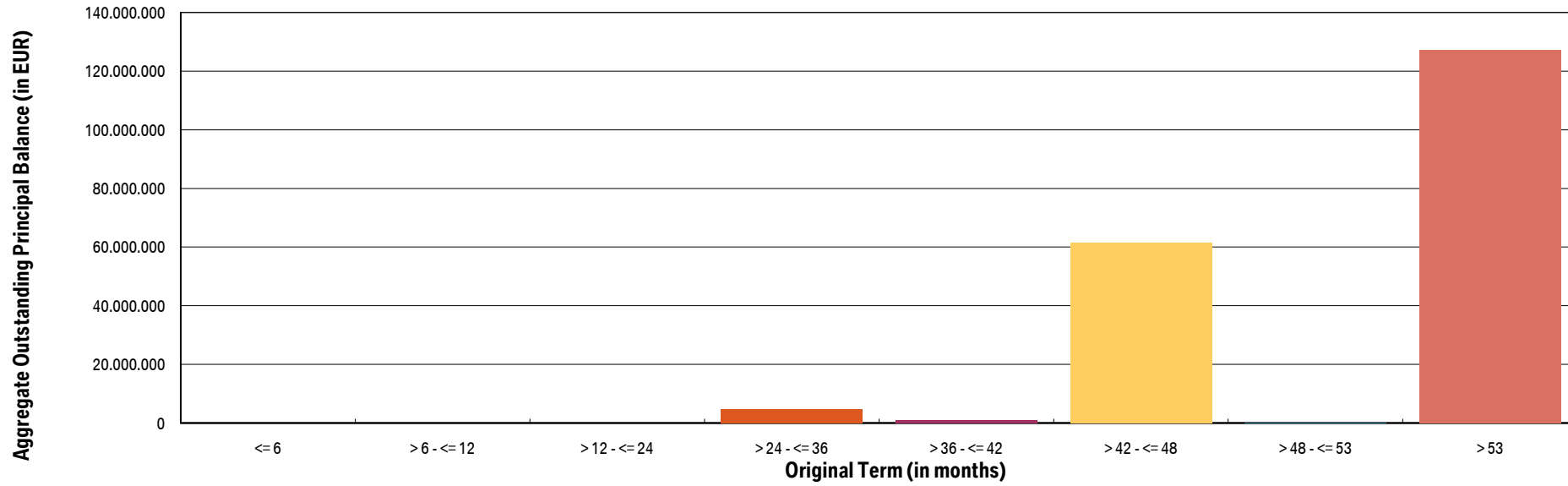
Group (in months)	Aggregate Outstanding Principal Balance (in EUR)	Aggregate Outstanding Principal Balance (in % of total)	Number of Contracts	Number of Contracts (in % of total)
<= 6	0.00	0.00	0	0.00
> 6 - <= 12	0.00	0.00	0	0.00
> 12 - <= 24	3,138.66	0.00	23	0.13
> 24 - <= 36	4,722,693.38	2.43	4,119	23.49
> 36 - <= 42	885,487.13	0.46	169	0.96
> 42 - <= 48	61,499,506.84	31.63	5,281	30.11
> 48 - <= 53	206,702.80	0.11	21	0.12
> 53	127,112,260.81	65.38	7,924	45.18
<b>Total</b>	<b>194,429,789.62</b>	<b>100.00</b>	<b>17,537</b>	<b>100.00</b>

WA Original Term (in months): 55.49  
 Min (in months): 18.00  
 Max (in months): 66.00



**Compartment German Auto Loans 9**  
**Monthly Investor Report**

Reporting Date:	Oct 11, 2022
Payment Date:	Oct 20, 2022
Period No.:	34
Monthly Period:	Sept, 2022
Interest Period:	Sept 20, 2022 to Oct 20, 2022 = 30 days



## Compartment German Auto Loans 9

### Monthly Investor Report

Reporting Date:	Oct 11, 2022
Payment Date:	Oct 20, 2022
Period No.:	34
Monthly Period:	Sept, 2022
Interest Period:	Sept 20, 2022 to Oct 20, 2022 = 30 days

## 22. Vehicle Class

### Initial Portfolio

Group	Aggregate Principal Balance (in EUR)	Aggregate Principal Balance (in % of total)	Number of Contracts	Number of Contracts (in % of total)
BMW 1 Series	100,620,211.63	10.42	6,806	14.82
BMW 2 Series	97,805,361.35	10.13	4,581	9.98
BMW 3 Series	93,928,331.59	9.73	4,963	10.81
BMW 4 Series	58,177,823.99	6.03	2,068	4.50
BMW 5 Series	100,069,708.79	10.37	4,077	8.88
BMW 6 Series	11,339,246.05	1.17	310	0.68
BMW 7 Series	13,106,697.21	1.36	342	0.74
BMW 8 Series	6,361,639.44	0.66	72	0.16
BMW X1 Series	74,436,417.62	7.71	3,512	7.65
BMW X2 Series	14,077,396.85	1.46	472	1.03
BMW X3 Series	64,922,268.21	6.73	2,365	5.15
BMW X4 Series	26,348,126.62	2.73	818	1.78
BMW X5 Series	64,043,741.81	6.64	1,611	3.51
BMW X6 Series	15,151,600.32	1.57	403	0.88
BMW X7 Series	4,670,254.36	0.48	59	0.13
BMW Z Series	12,121,842.24	1.26	371	0.81
BMW i Series	7,344,891.14	0.76	273	0.59
MINI	120,551,790.04	12.49	7,071	15.40
Non BMW Group Models (incl. Motorcycles)	46,021,460.45	4.77	2,461	5.36
Other BMW Group (incl. Motorcycles)	34,101,130.57	3.53	3,274	7.13
<b>Total</b>	<b>965,199,940.28</b>	<b>100.00</b>	<b>45,909</b>	<b>100.00</b>

**Compartment German Auto Loans 9**  
**Monthly Investor Report**

Reporting Date:	Oct 11, 2022
Payment Date:	Oct 20, 2022
Period No.:	34
Monthly Period:	Sept, 2022
Interest Period:	Sept 20, 2022 to Oct 20, 2022 = 30 days

**22. Vehicle Class**
Current Portfolio

Group	Aggregate Outstanding Principal Balance (in EUR)	Aggregate Outstanding Principal Balance (in % of total)	Number of Contracts	Number of Contracts (in % of total)
BMW 1 Series	18,460,766.66	9.49	2,535	14.46
BMW 2 Series	21,260,038.70	10.93	1,911	10.90
BMW 3 Series	20,214,322.29	10.40	2,072	11.82
BMW 4 Series	13,237,148.26	6.81	835	4.76
BMW 5 Series	23,316,165.92	11.99	1,712	9.76
BMW 6 Series	2,700,292.45	1.39	118	0.67
BMW 7 Series	3,032,967.70	1.56	127	0.72
BMW 8 Series	1,363,724.44	0.70	29	0.17
BMW X1 Series	16,701,878.72	8.59	1,438	8.20
BMW X2 Series	2,862,016.11	1.47	184	1.05
BMW X3 Series	15,284,329.64	7.86	1,050	5.99
BMW X4 Series	5,972,839.48	3.07	353	2.01
BMW X5 Series	12,801,445.61	6.58	627	3.58
BMW X6 Series	3,224,333.61	1.66	154	0.88
BMW X7 Series	690,484.70	0.36	20	0.11
BMW Z Series	1,666,898.93	0.86	142	0.81
BMW i Series	1,194,239.37	0.61	103	0.59
MINI	17,096,165.65	8.79	2,500	14.26
Non BMW Group Models (incl. Motorcycles)	11,063,028.57	5.69	1,040	5.93
Other BMW Group (incl. Motorcycles)	2,286,702.81	1.18	587	3.35
<b>Total</b>	<b>194,429,789.62</b>	<b>100.00</b>	<b>17,537</b>	<b>100.00</b>

**Compartment German Auto Loans 9**  
**Monthly Investor Report**

Reporting Date:	Oct 11, 2022
Payment Date:	Oct 20, 2022
Period No.:	34
Monthly Period:	Sept, 2022
Interest Period:	Sept 20, 2022 to Oct 20, 2022 = 30 days

**23. Payment Type**

Initial Portfolio:

Group	Aggregate Principal Balance (in EUR)	Aggregate Principal Balance (in % of total)	Number of Contracts	Number of Contracts (in % of total)
Direct debit	964,453,732.78	99.92	45,876	99.93
Self payment	746,207.50	0.08	33	0.07
<b>Total</b>	<b>965,199,940.28</b>	<b>100.00</b>	<b>45,909</b>	<b>100.00</b>

Current Portfolio

Group	Aggregate Outstanding Principal Balance (in EUR)	Aggregate Outstanding Principal Balance (in % of total)	Number of Contracts	Number of Contracts (in % of total)
Direct debit	191,968,404.35	98.73	17,325	98.79
Self payment	2,461,385.27	1.27	212	1.21
<b>Total</b>	<b>194,429,789.62</b>	<b>100.00</b>	<b>17,537</b>	<b>100.00</b>





**Compartment German Auto Loans 9**  
**Monthly Investor Report**

Reporting Date:	Oct 11, 2022
Payment Date:	Oct 20, 2022
Period No.:	34
Monthly Period:	Sept, 2022
Interest Period:	Sept 20, 2022 to Oct 20, 2022 = 30 days

**24. Interest Rates**

Weighted Average Nominal Interest Rate (in %)		
Aggregate Principal Balance (Initial)	965,199,940.28	3.21
Aggregate Outstanding Principal Balance	194,429,789.62	3.32

**Compartment German Auto Loans 9**  
**Monthly Investor Report**

Reporting Date:	Oct 11, 2022
Payment Date:	Oct 20, 2022
Period No.:	34
Monthly Period:	Sept, 2022
Interest Period:	Sept 20, 2022 to Oct 20, 2022 = 30 days

**25. Credit Type**

Initial Portfolio

Credit Type	Aggregate Principal Balance (in EUR)	Aggregate Principal Balance (in % of total)	Number of Contracts	Number of Contracts (in % of total)
Balloon	955,822,527.46	99.03	44,578	97.10
Equal Instalment Loan	9,377,412.82	0.97	1,331	2.90
<b>Total</b>	<b>965,199,940.28</b>	<b>100.00</b>	<b>45,909</b>	<b>100.00</b>

Current Portfolio

Credit Type	Aggregate Outstanding Principal Balance (in EUR)	Aggregate Outstanding Principal Balance (in % of total)	Number of Contracts	Number of Contracts (in % of total)
Balloon	193,836,817.68	99.70	17,258	98.41
Equal Instalment Loan	592,971.94	0.30	279	1.59
<b>Total</b>	<b>194,429,789.62</b>	<b>100.00</b>	<b>17,537</b>	<b>100.00</b>

**Compartment German Auto Loans 9**  
**Monthly Investor Report**

Reporting Date:	Oct 11, 2022
Payment Date:	Oct 20, 2022
Period No.:	34
Monthly Period:	Sept, 2022
Interest Period:	Sept 20, 2022 to Oct 20, 2022 = 30 days

**26. Contracts per Customer**
Initial Portfolio

Group	Aggregate Principal Balance (in EUR)	Aggregate Principal Balance (in % of total)	Number of Contracts	Number of Contracts (in % of total)
1	921,754,288.49	95.50	44,267	96.42
2 - 4	38,240,172.53	3.96	1,444	3.15
5 - 7	1,924,936.44	0.20	61	0.13
8 - 10	1,163,141.38	0.12	38	0.08
> 10	2,117,401.44	0.22	99	0.22
<b>Total</b>	<b>965,199,940.28</b>	<b>100.00</b>	<b>45,909</b>	<b>100.00</b>

Current Portfolio

Group	Aggregate Principal Balance (in EUR)	Aggregate Principal Balance (in % of total)	Number of Contracts	Number of Contracts (in % of total)
1	191,432,580.81	98.46	17,364	99.01
2 - 4	2,997,208.81	1.54	173	0.99
5 - 7	0.00	0.00	0	0.00
8 - 10	0.00	0.00	0	0.00
> 10	0.00	0.00	0	0.00
<b>Total</b>	<b>194,429,789.62</b>	<b>100.00</b>	<b>17,537</b>	<b>100.00</b>

**Compartment German Auto Loans 9**  
**Monthly Investor Report**

Reporting Date: Oct 11, 2022  
 Payment Date: Oct 20, 2022  
 Period No.: 34  
 Monthly Period: Sept, 2022  
 Interest Period: Sept 20, 2022 to Oct 20, 2022  
 = 30 days

**27. Amortisation**

Initial Portfolio

Period	Principal Balance (in EUR)
	965,199,940.28
1	953,762,904.92
2	942,294,358.43
3	930,794,846.15
4	919,272,819.24
5	907,727,848.30
6	896,146,788.26
7	884,543,178.23
8	872,886,657.44
9	861,247,504.49
10	849,551,135.97
11	837,814,197.19
12	826,035,516.30
13	814,205,137.19
14	801,440,115.97
15	788,229,718.74
16	774,900,549.00
17	761,460,677.80
18	748,028,616.99
19	734,682,738.14
20	721,201,231.07
21	707,175,915.50
22	693,549,288.77
23	681,780,378.41
24	670,080,228.24
25	658,322,143.86
26	633,274,646.54
27	595,043,695.15
28	555,046,647.36
29	513,234,424.92
30	471,743,221.36

Current Portfolio

Period	Principal Balance in EUR	Reduction in EUR
	194,429,789.62	
1	185,795,794.19	8,633,995.43
2	182,417,230.79	3,378,563.40
3	178,958,228.75	3,459,002.04
4	173,691,695.31	5,266,533.44
5	165,931,321.59	7,760,373.72
6	157,095,736.87	8,835,584.72
7	148,049,855.44	9,045,881.43
8	138,636,446.06	9,413,409.38
9	129,196,299.49	9,440,146.57
10	120,205,481.59	8,990,817.90
11	110,841,537.39	9,363,944.20
12	103,205,404.65	7,636,132.74
13	101,136,759.93	2,068,644.72
14	98,969,388.32	2,167,371.61
15	96,879,837.99	2,089,550.33
16	91,118,058.67	5,761,779.32
17	81,050,378.34	10,067,680.33
18	69,288,261.26	11,762,117.08
19	57,742,267.12	11,545,994.14
20	45,393,930.82	12,348,336.30
21	33,153,910.65	12,240,020.17
22	22,383,468.04	10,770,442.61
23	9,596,796.30	12,786,671.74
24	26,529.40	9,570,266.90
25	25,680.57	848.83
26	0.00	25,680.57
27	0.00	0.00
28	0.00	0.00
29	0.00	0.00
30	0.00	0.00

**Compartment German Auto Loans 9**  
**Monthly Investor Report**

Reporting Date:	Oct 11, 2022
Payment Date:	Oct 20, 2022
Period No.:	34
Monthly Period:	Sept, 2022
Interest Period:	Sept 20, 2022 to Oct 20, 2022 = 30 days

**27. Amortisation**

Initial Portfolio

Period	Principal Balance (in EUR)
31	428,906,833.16
32	386,952,263.28
33	344,732,464.15
34	310,907,277.28
35	305,403,946.07
36	299,800,818.25
37	294,139,125.79
38	285,543,196.72
39	272,443,111.45
40	257,398,391.79
41	242,520,808.33
42	226,413,770.31
43	211,495,982.41
44	198,064,419.84
45	182,736,350.23
46	170,121,419.92
47	166,716,760.95
48	163,125,668.17
49	159,685,664.93
50	150,299,902.95
51	133,604,943.86
52	113,877,780.24
53	94,319,037.23
54	74,433,696.89
55	54,515,381.14
56	36,741,216.75
57	16,045,752.98
58	350.43
59	0.00

Current Portfolio

Period	Principal Balance in EUR	Reduction in EUR
31	0.00	0.00
32	0.00	0.00
33	0.00	0.00
34	0.00	0.00
35	0.00	0.00
36	0.00	0.00
37	0.00	0.00
38	0.00	0.00
39	0.00	0.00
40	0.00	0.00
41	0.00	0.00
42	0.00	0.00
43	0.00	0.00
44	0.00	0.00
45	0.00	0.00
46	0.00	0.00
47	0.00	0.00
48	0.00	0.00
49	0.00	0.00
50	0.00	0.00
51	0.00	0.00
52	0.00	0.00
53	0.00	0.00
54	0.00	0.00
55	0.00	0.00
56	0.00	0.00
57	0.00	0.00
58	0.00	0.00
59	0.00	0.00

**Compartment German Auto Loans 9**  
**Monthly Investor Report**

Reporting Date:	Oct 11, 2022
Payment Date:	Oct 20, 2022
Period No.:	34
Monthly Period:	Sept, 2022
Interest Period:	Sept 20, 2022 to Oct 20, 2022 = 30 days

**28. Priority of Payments**

**All values in EUR**

Available Distribution Amount	+	28,940,902.94
Taxes	-	0.00
Trustee Payment	-	0.00
Senior Expenses	-	624.82
Swap Net Payment	-	0.00
Class A Interest	-	122,310.00
Class B Interest	-	54,331.16
Cash Reserve	-	4,826,000.00
Principal Class A	-	23,937,636.96
Principal Class B	-	0.00
Swap Termination Event	-	0.00
Subordinated Loan Interest	-	0.00
Subordinated Loan Principal	-	0.00
Seller	-	0.00

**Compartment German Auto Loans 9**  
**Monthly Investor Report**

Reporting Date:	Oct 11, 2022
Payment Date:	Oct 20, 2022
Period No.:	34
Monthly Period:	Sept, 2022
Interest Period:	Sept 20, 2022 to Oct 20, 2022 = 30 days

**29. Transaction Costs**

<b>Cost Category (in EUR)</b>	<b>Class A</b>	<b>Class B</b>	<b>Subordinated Loan</b>	<b>Total</b>
Senior Expenses				624.82
Interest accrued for the Period	122,310.00	54,331.16	10,778.07	187,419.23
Interest payments for the Period	122,310.00	54,331.16	0.00	176,641.16
Cumulative Interest Payments	2,845,440.00	1,878,131.64	0.00	4,723,571.64
Unpaid Interest for the Period	0.00	0.00	10,778.07	10,778.07
Cumulative Unpaid Interest	0.00	0.00	211,909.53	211,909.53

**Compartment German Auto Loans 9**  
**Monthly Investor Report**

Reporting Date: Oct 11, 2022  
 Payment Date: Oct 20, 2022  
 Period No.: 34  
 Monthly Period: Sept, 2022  
 Interest Period: Sept 20, 2022 to Oct 20, 2022  
 = 30 days

**30. Ratings**

	Fitch	S&P	Moody's	DBRS
<b>Notes - current ratings</b>				
Class A	AAA	N/A	Aaa	N/A
Class B	N/A	N/A	N/A	N/A

	Fitch	S&P	Moody's	DBRS	Trigger Breached	
<b>Transaction Parties - current ratings</b>						
BMW AG	long term	N/A	A	A2	A high	no
	short term	N/A	A-1	P-1	N/A	no
Issuer Account Bank: The Bank of New York Mellon	long term	AA+	N/A	Aa1	N/A	no
	short term	F1+	N/A	P-1	N/A	no
Swap Provider: Skandinaviska Enskilda Banken AB	long term	AA	N/A	Aa3	N/A	no
	short term	F1+	N/A	P-1	N/A	no

	Fitch	S&P	Moody's	DBRS	
<b>Transaction Parties - required ratings</b>					
BMW AG	long term	BBB	N/A	Baa1	N/A
	short term	F2	N/A	P-2	N/A
Issuer Account Bank: The Bank of New York Mellon	long term	A	N/A	A2	N/A
	short term	F1	N/A	P-1	N/A
Swap Provider: Skandinaviska Enskilda Banken AB	long term	A	N/A	Baa1	N/A
	short term	F1	N/A	N/A	N/A



**Compartment German Auto Loans 9**  
**Monthly Investor Report**

Reporting Date:	Oct 11, 2022
Payment Date:	Oct 20, 2022
Period No.:	34
Monthly Period:	Sept, 2022
Interest Period:	Sept 20, 2022 to Oct 20, 2022 = 30 days

**31. Swap Counterparty Data**

<b>Swap Counterparty Data</b>	
Swap counterparty provider	Skandinaviska Enskilda Banken AB (publ)
Swap termination event	No

<b>Swap Data</b>	
Swap type	Fixed floating interest rate swap
Notional amount (in EUR)	106,353,821.38
Fixed rate (in %)	-0.4440
Floating rate (Euribor in %)	0.6800
Net swap payments (in EUR) (- from SPV / + to SPV)	99,618.08