



**BMW  
GROUP**



**ROLLS-ROYCE**  
MOTOR CARS LTD

## **Bavarian Sky S.A., Compartment German Auto Loans 9**

**Monthly Investor Report - April 2022**

## Compartment German Auto Loans 9

### Monthly Investor Report

Reporting Date:	May 11, 2022
Payment Date:	May 20, 2022
Period No.:	29
Monthly Period:	Apr, 2022
Interest Period:	Apr 20, 2022 to May 20, 2022 = 30 days

### **Index**

1. Contact Information
2. Reporting Contact Details
3. Counterparty History & Noteworthy Transaction Events
4. Overview Dates
5. Portfolio Information
6. Reserves
7. Performance Data
8. Defaulted Amount & Recovery Amount
9. Defaulted Amount & Recovery Amount - Loan Level Data
10. Outstanding Note Balance
11. Original Principal Balance
12. Aggregate Principal Balance
13. Aggregate Outstanding Principal Balance
14. Down Payments
15. Borrower Concentration
16. Geographical Distribution
17. Car Type & Customer Group
18. Delinquencies
19. Seasoning
20. Remaining Term
21. Original Term
22. Vehicle Class
23. Payment Type
24. Interest Rates
25. Credit Type
26. Contracts per Customer
27. Amortisation
28. Priority of Payments
29. Transaction Costs
30. Ratings
31. Swap Counterparty Data

## Compartment German Auto Loans 9

### Monthly Investor Report

Reporting Date:	May 11, 2022
Payment Date:	May 20, 2022
Period No.:	29
Monthly Period:	Apr, 2022
Interest Period:	Apr 20, 2022 to May 20, 2022 = 30 days

## **1. Contact Information**

### **Transaction Parties**

**Issuer:** **Bavarian Sky S.A.**  
Acting in respect of its Compartment German Auto Loans 9  
287-289 route d'Arlon  
L-1150 Luxembourg  
Luxembourg  
Attn.: The Directors  
LU-BavarianSky@intertrustgroup.com  
+352 26 56 31 71

**Corporate Administrator:** **Intertrust (Luxembourg) S.à r.l.**  
6, Rue Eugène Ruppert  
L-2453 Luxembourg  
Luxembourg  
Attn.: BUO - Capital Markets  
LU-BavarianSky@intertrustgroup.com  
+352 26 44 91

**Originator/Servicer:** **BMW Bank GmbH**  
Lilienthalallee 26  
80939 Munich  
Germany  
Attn.: ABS Servicing Team  
abs.bmwgroup@bmw.de

**Compartment German Auto Loans 9**  
**Monthly Investor Report**

Reporting Date:	May 11, 2022
Payment Date:	May 20, 2022
Period No.:	29
Monthly Period:	Apr, 2022
Interest Period:	Apr 20, 2022 to May 20, 2022 = 30 days

**1. Contact Information****Transaction Parties****Calculation Agent/Paying Agent/****The Bank of New York Mellon**

One Canada Square  
E14 5AL London  
United Kingdom  
Attn.: Corporate Trust Administration  
BNYM.Structured.Finance.Team.8@bnymellon.com

**Trustee:****BNY MELLON CORPORATE TRUSTEE SERVICES LIMITED**

One Canada Square  
E14 5AL London  
United Kingdom  
Attn.: Corporate Trust Administration  
BNYM.Structured.Finance.Team.2@bnymellon.com

**Issuer Account Bank:****The Bank of New York Mellon**

Friedrich-Ebert-Anlage 49, Messeturm  
60327 Frankfurt am Main  
Germany  
Attn.: Corporate Trust Administration  
BNYM.Structured.Finance.Team.8@bnymellon.com

## Compartment German Auto Loans 9

### Monthly Investor Report

Reporting Date:	May 11, 2022
Payment Date:	May 20, 2022
Period No.:	29
Monthly Period:	Apr, 2022
Interest Period:	Apr 20, 2022 to May 20, 2022 = 30 days

## **1. Contact Information**

### **Transaction Parties**

#### **Data Trustee:**

**The Bank of New York Mellon**  
Friedrich-Ebert-Anlage 46, Messeturm  
60327 Frankfurt am Main  
Germany  
Attn.: Corporate Trust Administration  
BNYM.Structured.Finance.Team.8@bnymellon.com

#### **Swap Counterparty:**

**Skandinaviska Enskilda Banken AB**  
Kungsträdgårdsgatan 8  
SE-106 40 Stockholm  
Sweden  
peter.frank@seb.de / ABSGermany@seb.de

#### **Rating Agencies:**

**Fitch Ratings Ltd**  
30 North Colonnade, Canary Wharf  
E14 5GN London  
United Kingdom  
ABSsurveillance@fitchratings.com

**MOODY'S INVESTORS SERVICE ESPAÑA SA**  
Principe de Vergara, 131 - 6 floor  
28002 Madrid  
Spain  
monitor.abs@moodys.com

**Compartment German Auto Loans 9**  
**Monthly Investor Report**

Reporting Date:	May 11, 2022
Payment Date:	May 20, 2022
Period No.:	29
Monthly Period:	Apr, 2022
Interest Period:	Apr 20, 2022 to May 20, 2022 = 30 days

**2. Reporting Contact Details****Contact for Servicer Report (Portfolio related information in Investor Report)****Contact for Investor Reporting:****BMW Bank GmbH**

Lilienthalallee 26  
80939 Munich  
Germany  
Attn.: ABS Servicing Team  
abs.bmwgroup@bmw.de

**Calculation Agent:****The Bank of New York Mellon**

One Canada Square  
E14 5AL London  
United Kingdom  
Attn. Corporate Trust Administration  
BNYM.Structured.Finance.Team.8@bnymellon.com

**Compartment German Auto Loans 9**  
**Monthly Investor Report**

Reporting Date:	May 11, 2022
Payment Date:	May 20, 2022
Period No.:	29
Monthly Period:	Apr, 2022
Interest Period:	Apr 20, 2022 to May 20, 2022 = 30 days

**3. Counterparty History & Notheworthy Transaction Events****Counterparty History (to be added if applicable)**

None.

**Noteworthy Transaction Events (to be added if applicable)**

None.

**Compartment German Auto Loans 9**  
**Monthly Investor Report**

Reporting Date:	May 11, 2022
Payment Date:	May 20, 2022
Period No.:	29
Monthly Period:	Apr, 2022
Interest Period:	Apr 20, 2022 to May 20, 2022 = 30 days

**4. Overview Dates**

<b>Initial Cut-Off Date:</b>	30/11/2019		
<b>Issue Date:</b>	01/12/2019	<b>Legal Maturity Date:</b>	20/12/2026
<b>Reporting Date</b>	11/05/2022		
<b>Investor Reporting Date</b>	18/05/2022		
<b>Interest Determination Date</b>	14/04/2022		
<b>Reporting Frequency:</b>	monthly		
<b>Monthly Period No. (since Issue Date):</b>	29	<b>(since Issue Date)</b>	
<b>Payment Date:</b>	20/05/2022		
<b>Next Payment Date</b>	20/06/2022		
<b>Monthly Period:</b>	01/04/2022	<b>until</b>	30/04/2022



**Compartment German Auto Loans 9**  
**Monthly Investor Report**

Reporting Date:	May 11, 2022
Payment Date:	May 20, 2022
Period No.:	29
Monthly Period:	Apr, 2022
Interest Period:	Apr 20, 2022 to May 20, 2022 = 30 days

**5. Portfolio Information**

	current period	prior period
<b>Outstanding receivables (in EUR)</b>	<b>Aggregate outstanding principal balance</b>	<b>Aggregate outstanding principal balance</b>
<b>Beginning of period</b>	375,556,713.32	410,024,254.76
Scheduled principal payments	25,961,317.25	24,914,314.74
Prepayment* principal	6,058,937.71	8,461,626.96
Prepayments* number of contracts	384	500
Repurchases* principal	904,103.58	1,027,491.81
Repurchases* number of contracts	52	63
<b>Total principal collections</b>	<b>32,924,358.54</b>	<b>34,403,433.51</b>
<b>Total interest collections</b>	<b>978,751.69</b>	<b>1,062,490.60</b>
<b>Defaulted Amounts</b>	<b>203,472,17</b>	<b>219,366.72</b>
<b>Recoveries</b>	<b>146,055.39</b>	<b>155,258.79</b>
<b>Late Recoveries</b>	<b>51,721.19</b>	<b>26,741.92</b>
<b>End of Period</b>	<b>342,574,938.00</b>	<b>375,556,713.32</b>
Current prepayment rate (annualised) in %	18.93	23.40

\* Prepayments are defined as all contracts that are early settled by the borrower and repurchases are defined as all contracts that are repurchased due to modification of contract.

**Compartment German Auto Loans 9**  
**Monthly Investor Report**

Reporting Date:	May 11, 2022
Payment Date:	May 20, 2022
Period No.:	29
Monthly Period:	Apr, 2022
Interest Period:	Apr 20, 2022 to May 20, 2022 = 30 days

**6. Reserves**

<b>Cash Reserve</b>	<b>in EUR</b>
Outstanding cash reserve beginning of period	4,826,000.00
Interest on cash reserve - previous period	0.00
Required cash reserve	4,826,000.00
Outstanding cash reserve end of period	4,826,000.00

<b>Triggers*</b>						
<b>Reserves</b>	<b>Required Rating BMW AG</b>					<b>Trigger Breach</b>
		Fitch	S&P	Moody's	DBRS	
Commingling Reserve	Long Term	BBB	N/A	Baa1	N/A	no
	Short Term	F2	N/A	P-2	N/A	no

\* Breach of one of these triggers in conjunction with any other event as set out in the Servicing Agreement and/or the Receivables Purchase Agreement will oblige BMW Bank GmbH to post additional cash collateral or change the sweep frequency (from the collections account to the issuer account) from monthly to daily.  
The Reserves will be adjusted on a monthly basis and shall be deposited in the Issuer Account and exclusively reserved to cover risks.

<b>Current Rating BMW AG</b>				
	Fitch	S&P	Moody's	DBRS
Long Term	N/A	A	A2	A high
Short Term	N/A	A-1	P-1	N/A

<b>Commingling Reserve</b>	<b>in EUR</b>
Outstanding Commingling Reserve end of period	0.00

## Compartment German Auto Loans 9

### Monthly Investor Report

Reporting Date:	May 11, 2022
Payment Date:	May 20, 2022
Period No.:	29
Monthly Period:	Apr, 2022
Interest Period:	Apr 20, 2022 to May 20, 2022 = 30 days

## 7. Performance Data

### Aggregate outstanding notes balance

Beginning of period (in EUR)	332,513,961.99
End of period (in EUR)	298,694,459.12

### Ratios

#### 31- 60 days past due

	(in EUR)	(in %)
31- 60 days past due period before previous period	565,410.99	0.14
31- 60 days past due previous period	932,267.82	0.25
31- 60 days past due current period	1,066,471.51	0.31

#### 61- 90 days past due

	(in EUR)	(in %)
61- 90 days past due period before previous period	127,018.64	0.03
61- 90 days past due previous period	118,495.49	0.03
61- 90 days past due current period	344,881.41	0.10

#### Cumulative net loss ratio

	Current ratio
Cumulative net loss ratio (in %)	0.21

### Performance data

Number of contracts being 31 - 60 days delinquent	64
Number of contracts being 61 - 90 days delinquent	27
Balance of contracts being 31 - 60 days delinquent (in EUR)	1,066,471.51
Balance of contracts being 61 - 90 days delinquent (in EUR)	344,881.41
Defaulted amounts (in EUR)	203,472.17
Cumulative defaulted amounts (in EUR)	4,689,218.32
Recoveries (in EUR)	146,055.39
Cumulative recoveries (in EUR)	2,683,731.91

# Compartment German Auto Loans 9

## Monthly Investor Report

Reporting Date:	May 11, 2022
Payment Date:	May 20, 2022
Period No.:	29
Monthly Period:	Apr, 2022
Interest Period:	Apr 20, 2022 to May 20, 2022 = 30 days

### 8. Defaulted Amount & Recovery Amount

(as at end of Monthly Period)

Collection Period	No. of Defaulted Agreements in Collection Period	Defaulted Amount in Collection Period (in EUR)	Cumulative Defaulted Amount since Initial Cut-Off Date (in EUR)	Cumulative Amount of Purchased Receivables (in EUR)	Cumulative Default Ratio (in %)	Recovery Amount in Collection Period (in EUR)	Cumulative Recoveries since Initial Cut-Off Date (in EUR)	Cumulative Net Losses (in EUR)	Cumulative Net Loss Ratio (in %)
Nov - 19	0	n/a	n/a	965,199,940.28	n/a	n/a	n/a	n/a	n/a
Dec - 19	3	12.34	12.34	965,199,940.28	0.00	0.00	0.00	12.34	0.00
Jan - 20	5	27.11	39.45	965,199,940.28	0.00	0.00	0.00	39.45	0.00
Feb - 20	6	27.85	67.30	965,199,940.28	0.00	0.00	0.00	67.30	0.00
Mar - 20	7	153,413.80	153,481.10	965,199,940.28	0.02	95,170.61	95,170.61	58,310.49	0.01
Apr - 20	12	175,996.04	329,477.14	965,199,940.28	0.03	100,323.67	195,494.28	133,982.86	0.01
May - 20	8	93,330.81	422,807.95	965,199,940.28	0.04	56,837.71	252,331.99	170,475.96	0.02
June - 20	10	118,427.77	541,235.72	965,199,940.28	0.06	73,759.34	326,091.33	215,144.39	0.02
July - 20	17	158,143.94	699,379.66	965,199,940.28	0.07	61,076.52	387,167.85	312,211.81	0.03
Aug - 20	11	162,443.95	861,823.61	965,199,940.28	0.09	90,753.07	477,920.92	383,902.69	0.04
Sept - 20	11	304,519.49	1,166,343.10	965,199,940.28	0.12	221,177.60	699,098.52	467,244.58	0.05
Oct - 20	12	159,724.95	1,326,068.05	965,199,940.28	0.14	90,774.67	789,873.19	536,194.86	0.06
Nov - 20	15	256,156.31	1,582,224.36	965,199,940.28	0.16	135,603.84	925,477.03	656,747.33	0.07
Dec - 20	11	227,543.13	1,809,767.49	965,199,940.28	0.19	143,488.83	1,068,965.86	740,801.63	0.08
Jan - 21	14	226,433.31	2,036,200.80	965,199,940.28	0.21	69,267.48	1,138,233.34	897,967.46	0.09
Feb - 21	12	54,392.68	2,090,593.48	965,199,940.28	0.22	40,822.83	1,179,056.17	911,537.31	0.09
Mar - 21	15	261,684.44	2,352,277.92	965,199,940.28	0.24	92,653.32	1,271,709.49	1,080,568.43	0.11
Apr - 21	20	296,240.56	2,648,518.48	965,199,940.28	0.27	170,444.56	1,442,154.05	1,206,364.43	0.12
May - 21	16	219,912.26	2,868,430.74	965,199,940.28	0.30	83,002.87	1,525,156.92	1,343,273.82	0.14
June - 21	12	77,011.97	2,945,442.71	965,199,940.28	0.31	59,168.72	1,584,325.64	1,361,117.07	0.14
July - 21	21	237,571.08	3,183,013.79	965,199,940.28	0.33	158,658.65	1,742,984.29	1,440,029.50	0.15
Aug - 21	14	148,293.72	3,331,307.51	965,199,940.28	0.35	142,090.90	1,885,075.19	1,446,232.32	0.15
Sept - 21	15	146,440.12	3,477,747.63	965,199,940.28	0.36	124,036.64	2,009,111.83	1,468,635.80	0.15
Oct - 21	6	107,987.44	3,585,735.07	965,199,940.28	0.37	72,817.43	2,081,929.26	1,503,805.81	0.16
Nov - 21	14	165,092.54	3,750,827.61	965,199,940.28	0.39	61,339.15	2,143,268.41	1,607,559.20	0.17
Dec - 21	12	192,311.14	3,943,138.75	965,199,940.28	0.41	132,269.08	2,275,537.49	1,667,601.26	0.17
Jan - 22	18	231,570.83	4,174,709.58	965,199,940.28	0.43	47,508.76	2,323,046.25	1,851,663.33	0.19
Feb - 22	26	91,669.85	4,266,379.43	965,199,940.28	0.44	59,371.48	2,382,417.73	1,883,961.70	0.20
Mar - 22	34	219,366.72	4,485,746.15	965,199,940.28	0.46	155,258.79	2,537,676.52	1,948,069.63	0.20
Apr - 22	37	203,472.17	4,689,218.32	965,199,940.28	0.49	146,055.39	2,683,731.91	2,005,486.41	0.21

# Compartment German Auto Loans 9

## Monthly Investor Report

Reporting Date: May 11, 2022  
 Payment Date: May 20, 2022  
 Period No.: 29  
 Monthly Period: Apr, 2022  
 Interest Period: Apr 20, 2022 to May 20, 2022  
 = 30 days

### 9. Defaulted Amount & Recovery Amount - Loan Level Data

Applicable only if loans have defaulted. Does not include defaulted amounts less than 10 EUR.

	Month / Year of Default	Month / Year of Loan Origination	Initial Principal Balance (in EUR)	Principal Balance of Loan at Default (in EUR)	Recovery Total (in EUR)	Principal Balance End of Period (in EUR)	Object Type (new / used)	Vehicle Series	Customer Type (private / commercial)	Out of Deal (Month / Year)
1	Mar - 20	Sept - 19	32.175.10	32.175.10	22.414.50	9.760.60	Used	X1 Series	Private	
2	Mav - 20	Sept - 19	58.060.18	56.889.63	31.314.84	25.574.79	New	X5 Series	Commercial	
3	June - 20	Julv - 19	36.448.71	36.058.57	22.808.36	13.250.21	Used	Non BMW Group (incl. Motorcycles)	Commercial	
4	June - 20	Aua - 19	29.280.83	29.008.14	19.842.04	9.166.10	Used	2 Series	Private	
5	June - 20	Feb - 19	14.826.89	14.826.89	9.699.72	5.127.17	Used	1 Series	Commercial	
6	Julv - 20	Feb - 19	58.989.71	58.989.71	4.747.83	54.418.85	Used	Non BMW Group (incl. Motorcycles)	Private	
7	Julv - 20	Mav - 19	48.723.23	48.697.23	30.400.59	18.296.64	New	X4 Series	Commercial	
8	Julv - 20	Aua - 19	13.075.95	12.874.98	5.937.03	6.937.95	Used	X1 Series	Commercial	
9	Aua - 20	Sept - 19	22.767.62	20.895.84	20.895.84	0.00	Used	3 Series	Private	
10	Aua - 20	Mar - 19	43.693.37	43.693.37	0.00	43.693.37	Used	5 Series	Commercial	
11	Aua - 20	Apr - 19	44.042.01	43.541.00	34.374.56	9.166.44	New	Z Series	Commercial	
12	Sept - 20	Mar - 19	89.495.64	85.137.29	46.081.12	39.056.17	Used	7 Series	Commercial	
13	Sept - 20	Julv - 19	23.401.77	5.776.68	5.776.68	0.00	Used	3 Series	Private	
14	Sept - 20	Julv - 19	13.234.09	10.500.96	10.500.96	0.00	Used	2 Series	Commercial	
15	Sept - 20	Sept - 19	82.802.13	79.940.70	65.886.99	14.053.71	New	8 Series	Commercial	
16	Oct - 20	Julv - 19	5.280.68	4.494.82	4.494.82	0.00	Used	Non BMW Group (incl. Motorcycles)	Private	
17	Oct - 20	Apr - 19	16.709.18	15.137.60	15.137.60	0.00	Used	1 Series	Commercial	
18	Oct - 20	Julv - 19	27.386.65	4.655.63	951.04	3.704.59	New	1 Series	Private	
19	Oct - 20	Aua - 19	33.958.13	17.385.88	17.385.88	0.00	New	3 Series	Private	
20	Nov - 20	Aua - 19	13.081.40	11.658.76	11.658.76	0.00	Used	Z Series	Private	
21	Nov - 20	Mar - 19	83.748.84	79.398.76	79.398.76	0.00	New	X5 Series	Private	
22	Nov - 20	Sept - 19	4.843.57	3.130.94	3.130.94	0.00	Used	5 Series	Commercial	
23	Nov - 20	Aua - 19	43.057.67	40.142.81	34.451.97	5.690.84	New	Z Series	Private	
24	Nov - 20	Mar - 19	29.496.03	26.116.80	20.683.32	5.433.48	Used	Z Series	Commercial	
25	Nov - 20	Apr - 19	40.306.53	35.478.03	24.412.05	11.122.79	Used	X5 Series	Commercial	
26	Dec - 20	Aua - 19	67.200.76	66.143.67	0.00	66.143.67	New	5 Series	Commercial	
27	Dec - 20	Apr - 19	21.826.30	20.852.26	20.852.26	0.00	Used	2 Series	Private	
28	Dec - 20	Sept - 19	42.203.90	38.089.88	29.741.38	8.348.50	Used	X6 Series	Commercial	
29	Jan - 21	Feb - 19	22.509.18	21.650.83	10.963.30	10.687.53	Used	5 Series	Commercial	
30	Jan - 21	Apr - 19	46.154.83	40.118.96	2.712.62	37.406.34	New	2 Series	Private	
31	Jan - 21	Aua - 19	25.378.58	24.398.11	13.705.32	10.692.79	Used	3 Series	Private	
32	Jan - 21	Sept - 19	34.809.52	33.124.18	14.267.97	18.856.21	New	2 Series	Commercial	
33	Jan - 21	Aua - 19	46.478.82	44.164.58	22.227.67	21.936.91	New	3 Series	Commercial	
34	Jan - 21	June - 19	6.623.64	5.917.47	0.00	5.917.47	Used	1 Series	Private	
35	Jan - 21	Sept - 19	57.208.17	51.455.14	51.455.14	0.00	New	2 Series	Commercial	
36	Feb - 21	Aua - 19	15.821.81	2.367.93	2.367.93	0.00	Used	1 Series	Private	
37	Feb - 21	Aua - 19	13.305.89	11.652.68	9.183.80	2.468.88	Used	X1 Series	Commercial	

# Compartment German Auto Loans 9

## Monthly Investor Report

Reporting Date: May 11, 2022  
 Payment Date: May 20, 2022  
 Period No.: 29  
 Monthly Period: Apr, 2022  
 Interest Period: Apr 20, 2022 to May 20, 2022  
 = 30 days

### 9. Defaulted Amount & Recovery Amount - Loan Level Data

Applicable only if loans have defaulted. Does not include defaulted amounts less than 10 EUR.

	Month / Year of Default	Month / Year of Loan Origination	Initial Principal Balance (in EUR)	Principal Balance of Loan at Default (in EUR)	Recovery Total (in EUR)	Principal Balance End of Period (in EUR)	Object Type (new / used)	Vehicle Series	Customer Type (private / commercial)	Out of Deal (Month / Year)
38	Feb - 21	June - 19	14.198.10	12.854.80	10.619.91	2.234.89	New	MINI	Private	
39	Mar - 21	Aug - 19	24.424.84	21.651.38	12.874.93	8.776.45	Used	X4 Series	Commercial	
40	Mar - 21	Aug - 19	15.543.59	14.097.10	10.467.05	3.673.13	Used	Non BMW Group (incl. Motorcycles)	Commercial	
41	Mar - 21	Mar - 19	11.597.42	7.199.12	6.166.16	1.032.96	Used	5 Series	Private	
42	Mar - 21	Jan - 19	55.330.88	47.918.12	21.675.89	26.242.23	Used	Non BMW Group (incl. Motorcycles)	Commercial	
43	Mar - 21	Feb - 19	93.330.49	87.721.57	60.879.63	26.841.94	New	Non BMW Group (incl. Motorcycles)	Commercial	
44	Mar - 21	Sept - 19	9.856.76	5.485.42	5.485.42	0.00	Used	1 Series	Private	
45	Apr - 21	Apr - 19	19.260.34	16.963.93	211.13	16.752.80	Used	5 Series	Private	
46	Apr - 21	Julv - 19	29.584.05	27.773.40	26.400.00	1.373.40	New	X2 Series	Private	
47	Apr - 21	June - 19	20.390.96	18.954.26	739.32	18.214.94	Used	Non BMW Group (incl. Motorcycles)	Private	
48	Apr - 21	Mav - 19	31.865.87	26.680.33	23.658.13	3.022.20	Used	4 Series	Private	
49	Apr - 21	Sept - 19	11.443.46	8.673.71	7.384.75	1.288.96	Used	2 Series	Private	
50	Apr - 21	Sept - 19	36.503.69	31.043.07	15.972.04	15.071.03	New	2 Series	Commercial	
51	Apr - 21	Aug - 19	26.465.38	21.699.57	3.615.00	18.084.57	Used	7 Series	Private	
52	Apr - 21	Apr - 19	69.590.00	63.256.22	37.815.13	25.441.09	New	X6 Series	Commercial	
53	Mav - 21	Feb - 19	12.848.17	11.539.54	6.655.10	4.884.44	Used	MINI	Commercial	
54	Mav - 21	Mav - 19	35.004.68	28.611.52	17.095.30	11.806.71	Used	X1 Series	Commercial	
55	Mav - 21	Julv - 19	14.861.80	11.192.56	0.00	11.192.56	Used	1 Series	Private	
56	Mav - 21	Sept - 19	39.948.01	17.817.44	-127.94	17.945.38	New	X3 Series	Commercial	
57	Mav - 21	Mar - 19	33.519.75	13.101.57	-113.45	13.215.02	New	X1 Series	Commercial	
58	Mav - 21	Mar - 19	27.300.11	23.321.92	23.321.92	0.00	Used	7 Series	Private	
59	Mav - 21	Sept - 19	66.895.58	45.983.65	18.007.53	27.976.12	New	4 Series	Commercial	
60	Mav - 21	Mar - 19	19.017.36	5.770.09	1.840.55	3.929.54	Used	X1 Series	Commercial	
61	Mav - 21	Mav - 19	28.906.72	23.592.17	23.592.17	0.00	Used	5 Series	Commercial	
62	June - 21	Mav - 19	13.009.54	11.589.61	11.589.61	0.00	New	1 Series	Private	
63	June - 21	Mav - 19	28.010.53	24.678.15	13.865.55	10.812.60	New	X1 Series	Commercial	
64	June - 21	Julv - 19	20.765.47	18.626.75	15.044.72	3.740.63	New	MINI	Commercial	
65	Julv - 21	Sept - 19	18.466.63	16.148.71	8.736.99	7.411.72	New	Non BMW Group (incl. Motorcycles)	Commercial	
66	Julv - 21	Mar - 19	35.258.64	29.010.61	17.541.62	11.468.99	Used	X4 Series	Commercial	
67	Julv - 21	Apr - 19	26.916.85	23.731.31	23.731.31	0.00	Used	5 Series	Private	
68	Julv - 21	Mar - 19	12.686.40	10.306.77	7.254.74	3.052.03	Used	MINI	Private	
69	Julv - 21	Aug - 19	8.965.82	7.804.20	-352.23	8.156.43	Used	Other BMW Group	Private	
70	Aug - 21	Julv - 19	19.254.68	12.192.08	12.192.08	0.00	Used	2 Series	Private	
71	Aug - 21	Mav - 19	52.679.69	42.247.86	34.817.41	7.430.45	New	X6 Series	Commercial	
72	Aug - 21	Apr - 19	11.933.06	9.972.69	9.972.69	0.00	Used	1 Series	Private	
73	Aug - 21	Mar - 19	14.851.66	13.933.14	13.933.14	0.00	New	2 Series	Private	
74	Sept - 21	Sept - 19	18.466.62	16.319.55	6.820.87	9.498.68	New	Non BMW Group (incl. Motorcycles)	Commercial	

# Compartment German Auto Loans 9

## Monthly Investor Report

Reporting Date: May 11, 2022  
 Payment Date: May 20, 2022  
 Period No.: 29  
 Monthly Period: Apr, 2022  
 Interest Period: Apr 20, 2022 to May 20, 2022  
 = 30 days

### 9. Defaulted Amount & Recovery Amount - Loan Level Data

Applicable only if loans have defaulted. Does not include defaulted amounts less than 10 EUR.

	Month / Year of Default	Month / Year of Loan Origination	Initial Principal Balance (in EUR)	Principal Balance of Loan at Default (in EUR)	Recovery Total (in EUR)	Principal Balance End of Period (in EUR)	Object Type (new / used)	Vehicle Series	Customer Type (private / commercial)	Out of Deal (Month / Year)
75	Sept - 21	Mar - 19	18.890.39	15.464.68	15.464.68	0.00	New	MINI	Private	
76	Sept - 21	Apr - 19	21.745.76	16.297.80	14.876.24	1.421.56	Used	5 Series	Private	
77	Sept - 21	Julv - 19	7.735.55	3.970.87	3.970.87	0.00	Used	1 Series	Private	
78	Sept - 21	Feb - 19	12.176.17	3.015.74	3.015.74	0.01	Used	5 Series	Commercial	
79	Sept - 21	June - 19	15.547.41	11.663.85	11.663.85	0.00	Used	Non BMW Group (incl. Motorcycles)	Private	
80	Sept - 21	June - 19	34.279.82	29.692.50	25.183.67	4.508.83	Used	X5 Series	Commercial	
81	Oct - 21	June - 19	46.284.58	44.348.18	44.348.18	0.00	New	X4 Series	Private	
82	Oct - 21	Mav - 19	24.430.39	20.773.91	20.773.91	0.00	Used	3 Series	Private	
83	Oct - 21	Mar - 19	26.545.05	25.882.54	25.882.54	0.00	New	3 Series	Commercial	
84	Nov - 21	Mar - 19	24.321.38	8.567.00	-41.64	8.608.64	New	2 Series	Private	
85	Nov - 21	Mav - 19	57.368.13	49.632.49	0.00	49.632.49	New	2 Series	Private	
86	Nov - 21	Apr - 19	31.402.98	23.272.80	0.00	23.272.80	Used	7 Series	Commercial	
87	Nov - 21	Julv - 19	35.665.58	28.292.51	23.975.51	4.549.32	Used	7 Series	Commercial	
88	Dec - 21	Apr - 19	35.694.93	29.043.44	29.043.44	0.00	Used	4 Series	Commercial	
89	Dec - 21	Mav - 19	10.724.93	721.06	721.06	0.00	Used	3 Series	Private	
90	Dec - 21	Aua - 19	25.404.73	22.367.86	0.00	22.367.86	Used	X5 Series	Commercial	
91	Dec - 21	Sept - 19	16.276.86	11.362.52	11.079.11	283.41	Used	1 Series	Commercial	
92	Jan - 22	Mar - 19	96.087.06	84.390.78	0.00	84.390.78	New	8 Series	Commercial	
93	Jan - 22	June - 19	27.105.51	22.748.11	14.299.66	8.448.45	Used	3 Series	Private	
94	Jan - 22	Mav - 19	10.650.84	5.523.98	0.00	5.523.98	Used	Non BMW Group (incl. Motorcycles)	Commercial	
95	Jan - 22	Mav - 19	16.687.82	2.388.67	0.00	2.388.67	New	Non BMW Group (incl. Motorcycles)	Commercial	
96	Jan - 22	June - 19	8.689.18	7.795.60	0.00	7.795.60	Used	Other BMW Group	Commercial	
97	Jan - 22	Julv - 19	63.574.72	60.434.01	48.793.71	11.640.30	New	X5 Series	Commercial	
98	Jan - 22	June - 19	6.772.11	6.772.11	237.20	0.00	Used	1 Series	Private	
99	Feb - 22	June - 19	38.205.01	453.78	453.78	0.00	New	X6 Series	Commercial	
100	Feb - 22	Julv - 19	21.449.50	3.918.68	3.918.68	0.00	Used	X5 Series	Commercial	
101	Feb - 22	June - 19	24.095.80	2.451.23	217.47	2.233.76	Used	3 Series	Private	
102	Feb - 22	Julv - 19	10.688.40	7.423.96	480.00	6.943.96	Used	1 Series	Private	
103	Feb - 22	Julv - 19	21.727.08	16.711.90	10.981.57	5.730.33	Used	5 Series	Commercial	
104	Feb - 22	Julv - 19	34.101.32	30.349.53	16.724.66	13.624.87	New	MINI	Commercial	
105	Mar - 22	Aua - 19	1.735.98	579.34	190.00	389.34	Used	Non BMW Group (incl. Motorcycles)	Private	
106	Mar - 22	Aua - 19	31.225.83	24.633.40	21.081.18	3.552.22	Used	X4 Series	Private	
107	Mar - 22	Mav - 19	22.655.08	17.143.05	12.100.00	5.043.05	Used	5 Series	Private	
108	Mar - 22	Mar - 19	15.540.48	11.700.46	11.700.46	0.00	Used	Other BMW Group	Private	
109	Mar - 22	Feb - 19	21.316.76	14.677.39	10.800.00	3.877.39	New	1 Series	Private	
110	Mar - 22	Aua - 19	32.902.02	27.954.49	20.115.74	7.838.75	New	MINI	Commercial	
111	Mar - 22	Aua - 19	5.273.00	1.022.33	102.71	919.62	Used	Non BMW Group (incl. Motorcycles)	Private	

# Compartment German Auto Loans 9

## Monthly Investor Report

Reporting Date: May 11, 2022  
 Payment Date: May 20, 2022  
 Period No.: 29  
 Monthly Period: Apr, 2022  
 Interest Period: Apr 20, 2022 to May 20, 2022  
 = 30 days

### 9. Defaulted Amount & Recovery Amount - Loan Level Data

Applicable only if loans have defaulted. Does not include defaulted amounts less than 10 EUR.

	Month / Year of Default	Month / Year of Loan Origination	Initial Principal Balance (in EUR)	Principal Balance of Loan at Default (in EUR)	Recovery Total (in EUR)	Principal Balance End of Period (in EUR)	Object Type (new / used)	Vehicle Series	Customer Type (private / commercial)	Out of Deal (Month / Year)
112	Mar - 22	Mav - 19	19.881.86	15.963.75	6.404.07	9.559.68	New	Non BMW Group (incl. Motorcycles)	Commercial	
113	Mar - 22	Aua - 19	4.842.30	2.204.83	864.94	1.339.89	Used	Non BMW Group (incl. Motorcycles)	Private	
114	Mar - 22	Aua - 19	43.795.83	37.666.74	27.170.06	10.496.68	New	X3 Series	Commercial	
115	Mar - 22	Apr - 19	33.968.57	27.022.14	19.747.90	7.274.24	New	1 Series	Commercial	
116	Mar - 22	Aua - 19	25.621.21	14.217.24	1.624.87	12.592.37	Used	4 Series	Commercial	
117	Apr - 22	Feb - 19	23.777.56	19.981.90	13.241.45	6.740.45	New	2 Series	Commercial	
118	Apr - 22	Aua - 19	60.838.71	48.791.42	31.801.73	16.989.69	New	Non BMW Group (incl. Motorcycles)	Commercial	
119	Apr - 22	Julv - 19	71.235.98	54.411.91	51.428.57	2.983.34	New	X5 Series	Commercial	
120	Apr - 22	Mar - 19	11.622.51	8.623.29	0.00	8.623.29	Used	1 Series	Private	
121	Apr - 22	Mar - 19	28.280.20	21.975.91	0.00	21.975.91	New	MINI	Private	
122	Mar - 20	Julv - 19	121.205.04	121.205.04	72.663.64	48.541.40	New	7 Series	Commercial	June - 20
123	Apr - 20	June - 19	40.510.75	40.510.75	23.133.40	17.377.35	Used	6 Series	Commercial	June - 20
124	Apr - 20	June - 19	21.050.74	20.419.23	14.186.39	6.232.84	Used	1 Series	Private	July - 20
125	Mav - 20	Mar - 19	36.893.14	36.111.62	27.506.46	8.605.16	New	X1 Series	Private	Aug - 20
126	Aua - 20	Mar - 19	28.821.23	1.257.04	532.55	724.49	Used	X3 Series	Commercial	Aug - 20
127	June - 20	Aua - 19	36.524.43	36.197.09	20.755.01	15.442.08	Used	X5 Series	Commercial	Sept - 20
128	Julv - 20	June - 19	34.397.12	33.113.60	22.548.80	10.564.80	Used	X3 Series	Private	Oct - 20
129	Aua - 20	Mav - 19	24.414.97	23.615.16	15.400.11	8.215.05	Used	4 Series	Commercial	Oct - 20
130	Aua - 20	Mav - 19	27.796.57	26.883.56	23.186.91	3.696.65	Used	X4 Series	Commercial	Nov - 20
131	Sept - 20	Mav - 19	46.648.95	41.086.12	36.530.06	4.556.06	New	X5 Series	Commercial	Nov - 20
132	Sept - 20	Mar - 19	16.613.12	14.236.01	12.784.24	1.451.77	Used	X1 Series	Commercial	Dec - 20
133	Sept - 20	Aua - 19	66.528.08	65.485.30	56.864.55	8.620.75	New	7 Series	Commercial	Dec - 20
134	Oct - 20	Mav - 19	64.893.84	62.188.11	36.149.26	26.038.85	Used	X6 Series	Commercial	Dec - 20
135	Oct - 20	Mav - 19	46.113.15	45.413.19	40.141.22	5.271.97	New	X3 Series	Private	Dec - 20
136	Apr - 20	Mar - 19	118.026.91	115.010.49	76.996.71	38.013.78	New	8 Series	Private	Feb - 21
137	Nov - 20	Aua - 19	13.937.36	6.447.26	2.399.69	4.047.57	Used	3 Series	Private	Feb - 21
138	Nov - 20	Julv - 19	14.098.80	13.133.19	7.770.69	5.362.50	Used	1 Series	Private	Feb - 21
139	Feb - 21	Jan - 19	10.650.71	1.198.45	396.98	801.47	Used	Non BMW Group (incl. Motorcycles)	Private	Feb - 21
140	Dec - 20	Aua - 19	16.244.75	14.218.63	13.515.46	703.17	Used	1 Series	Private	Mar - 21
141	Feb - 21	Mav - 19	19.938.51	18.459.15	13.642.85	4.816.30	Used	4 Series	Commercial	June - 21
142	Mar - 21	Julv - 19	17.400.75	15.486.20	9.064.27	6.421.93	Used	MINI	Commercial	June - 21
143	Mar - 21	Mav - 19	34.901.91	32.516.93	26.749.39	5.767.54	New	X1 Series	Private	June - 21
144	Apr - 21	June - 19	16.203.31	14.948.02	12.863.26	2.084.76	Used	2 Series	Private	June - 21
145	Apr - 21	Mav - 19	16.198.62	13.085.34	11.287.20	1.798.14	Used	MINI	Private	June - 21
146	Nov - 20	Aua - 19	36.224.37	33.038.32	27.587.81	5.450.51	New	1 Series	Commercial	July - 21
147	Apr - 21	Feb - 19	23.241.81	19.496.67	15.574.39	3.985.12	Used	X3 Series	Commercial	July - 21
148	Apr - 21	Julv - 19	34.788.75	31.305.78	25.832.47	5.473.31	Used	X5 Series	Commercial	Sept - 21



# Compartment German Auto Loans 9

## Monthly Investor Report

Reporting Date:	May 11, 2022
Payment Date:	May 20, 2022
Period No.:	29
Monthly Period:	Apr, 2022
Interest Period:	Apr 20, 2022 to May 20, 2022 = 30 days

### 9. Defaulted Amount & Recovery Amount - Loan Level Data

Applicable only if loans have defaulted. Does not include defaulted amounts less than 10 EUR.

	Month / Year of Default	Month / Year of Loan Origination	Initial Principal Balance (in EUR)	Principal Balance of Loan at Default (in EUR)	Recovery Total (in EUR)	Principal Balance End of Period (in EUR)	Object Type (new / used)	Vehicle Series	Customer Type (private / commercial)	Out of Deal (Month / Year)
149	May - 21	Aug - 19	15.409.14	14.221.82	7.617.06	6.604.76	Used	5 Series	Private	Sept - 21
150	Jul - 21	Sept - 19	43.227.90	36.600.22	31.668.92	4.931.30	Used	X5 Series	Commercial	Sept - 21
151	Jul - 21	Mar - 19	113.668.34	97.238.45	54.857.18	42.381.27	New	8 Series	Commercial	Sept - 21
152	Sept - 21	Aug - 19	13.097.33	10.554.91	9.870.41	684.50	Used	Other BMW Group	Commercial	Dec - 21
153	Nov - 21	Aug - 19	30.784.32	25.888.36	20.431.77	5.456.59	New	MINI	Private	Feb - 22
154	Dec - 21	Sept - 19	45.301.17	39.092.63	21.909.62	17.183.01	New	5 Series	Commercial	Feb - 22
155	Dec - 21	Aug - 19	14.996.40	11.750.02	9.545.73	2.204.29	Used	MINI	Private	Feb - 22
156	June - 21	Feb - 19	14.962.58	12.866.81	10.446.62	2.420.19	Used	5 Series	Private	Mar - 22
157	Dec - 21	Jan - 19	65.330.21	46.054.99	36.101.54	9.953.45	New	5 Series	Commercial	Mar - 22
158	Dec - 21	Jul - 19	9.792.73	6.678.60	4.618.44	2.060.16	Used	3 Series	Private	Mar - 22
159	Oct - 21	Jul - 19	19.466.70	14.774.90	14.531.11	420.11	Used	3 Series	Private	Apr - 22
160	Nov - 21	Apr - 19	15.619.87	12.872.33	10.953.90	1.918.43	Used	2 Series	Private	Apr - 22
161	Jan - 22	June - 19	53.405.98	45.779.32	44.991.18	788.14	New	4 Series	Private	Apr - 22

**Compartment German Auto Loans 9**  
**Monthly Investor Report**

Reporting Date:	May 11, 2022
Payment Date:	May 20, 2022
Period No.:	29
Monthly Period:	Apr, 2022
Interest Period:	Apr 20, 2022 to May 20, 2022 = 30 days

**10. Outstanding Note Balance**

<b>1. Note Balance</b>	<b>All Notes</b>	<b>Class A</b>	<b>Class B</b>
<b>Initial Note Information</b>			
ISIN code		XS2074662805	XS2074667192
Currency		EUR	EUR
Legal final maturity		Dec 2026	Dec 2026
Rating (Fitch   Moody's   S&P   DBRS)		AAA   Aaa   N/A   N/A	N/A
Initial notes aggregate principal outstanding balance in EUR	965,200,000.00	900,000,000.00	65,200,000.00
Nominal amount per note in EUR		100,000.00	100,000.00
Initial number of notes per class in EUR		9,000	652
<b>Current Note Information</b>			
Notes aggregate principal outstanding balance in EUR - BoP	332,513,961.99	267,313,961.99	65,200,000.00
Available distribution amount in EUR	38,780,831.42		
Redemption per class in EUR		33,819,502.87	0,00
Redemption per note in EUR		3,757.72	0.00
Notes aggregate principal outstanding balance in EUR - EoP	298,694,459.12	233,494,459.12	65,200,000.00
Current pool factor		0.26	1.00
<b>2. Payments to Investor per Note</b>			
		<b>Class A</b>	<b>Class B</b>
Interest Type		Floating Rate	Fixed Rate
Reference Rate		1M_EURIBOR	NONE
Actual Interest Rate		-0.547%	NONE
Spread		0.700%	NONE
Coupon		0.153%	1.000%
Day count fraction		Actual/360	Actual/360
Interest days		30 days	30 days
Principal outstanding per note in EUR - BoP		29,701.55	100,000.00
Principal repayment per note in EUR		3,757.72	0.00
Principal outstanding per note in EUR - EoP		25,943.83	100,000.00
Interest payment per Note in EUR		3.79	83.33

## Compartment German Auto Loans 9

### Monthly Investor Report

Reporting Date:	May 11, 2022
Payment Date:	May 20, 2022
Period No.:	29
Monthly Period:	Apr, 2022
Interest Period:	Apr 20, 2022 to May 20, 2022 = 30 days

## 10. Outstanding Note Balance

<b>3. Credit Enhancement</b>	Initial Period (in EUR)	Initial CE (in %)	Current Period (in EUR)	Current CE (in %)
Class A	900,000,000.00	7.26	233,494,459.12	33.25
Class B	65,200,000.00	0.50	65,200,000.00	14.22
Cash Reserve (+ Overcollateralisation)	4,826,000.00	0.00	48,706,478.88	0.00

BMW Bank GmbH complies with the retention requirement of a material net economic interest in accordance with article 6 of the Securitisation Regulation. A minimum of 5.0% of the net economic interest will be retained on an ongoing basis in form of retention of the Class B Notes and Subordinated Loan.

## 4. Clean-Up Call Option

If the aggregate outstanding principal balance has been reduced to less than 10% of the aggregate outstanding principal balance at the Issue Date, the seller will have the option under the receivables purchase Agreement to acquire all outstanding purchased receivables.

Aggregate outstanding principal balance at end of period (in EUR)	342,574,938.00
Clean-Up option exercisable	No

## Compartment German Auto Loans 9

### Monthly Investor Report

Reporting Date:	May 11, 2022
Payment Date:	May 20, 2022
Period No.:	29
Monthly Period:	Apr, 2022
Interest Period:	Apr 20, 2022 to May 20, 2022 = 30 days

## 11. Original Principal Balance

Initial Portfolio as of origination of contract

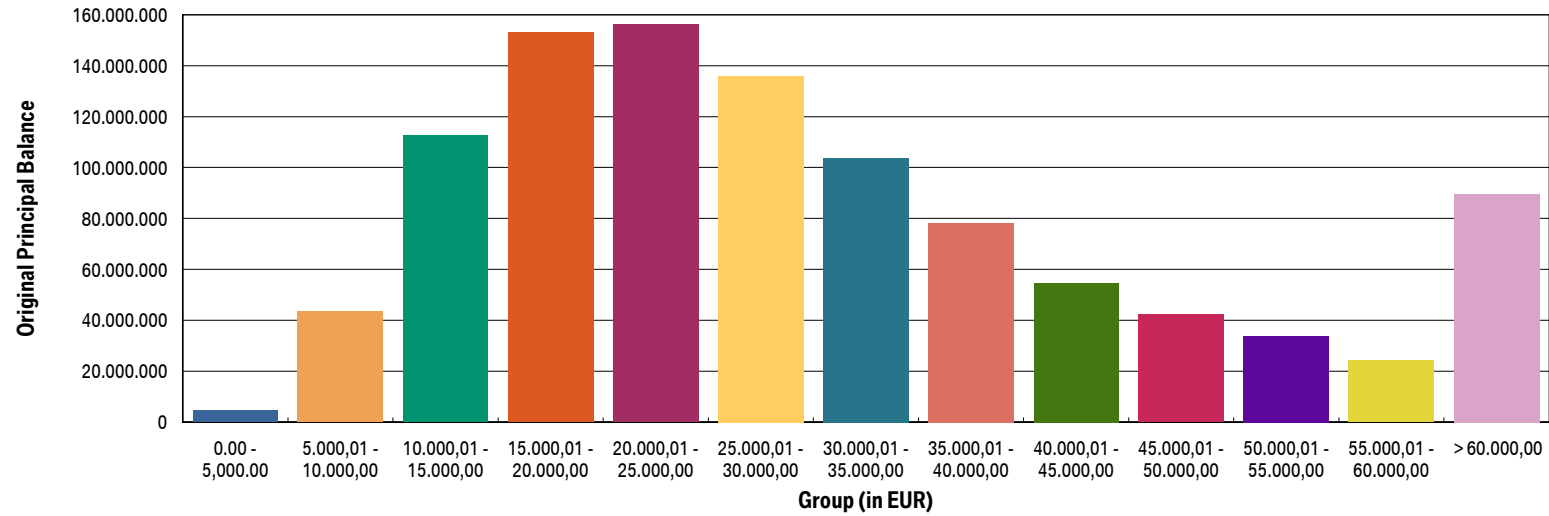
Group (in EUR) (by Original Principal Balance)	Original principal balance (in EUR)	Original Principal Balance (in % of total)	Number of Contracts	Number of Contracts (in % of total)
0.00 - 5.000,00	4,619,930.55	0.45	1,211	2.64
5.000,01 - 10.000,00	43,522,828.41	4.22	5,455	11.88
10.000,01 - 15.000,00	112,558,915.84	10.90	8,904	19.39
15.000,01 - 20.000,00	153,060,506.35	14.83	8,741	19.04
20.000,01 - 25.000,00	156,207,369.99	15.13	6,958	15.16
25.000,01 - 30.000,00	135,917,591.77	13.17	4,960	10.80
30.000,01 - 35.000,00	103,716,870.02	10.05	3,200	6.97
35.000,01 - 40.000,00	78,299,123.37	7.58	2,092	4.56
40.000,01 - 45.000,00	54,590,920.75	5.29	1,288	2.81
45.000,01 - 50.000,00	42,243,909.68	4.09	889	1.94
50.000,01 - 55.000,00	33,778,657.08	3.27	646	1.41
55.000,01 - 60.000,00	24,203,801.68	2.34	422	0.92
> 60.000,00	89,609,850.28	8.68	1,143	2.49
<b>Total</b>	<b>1,032,330,275.77</b>	<b>100.00</b>	<b>45,909</b>	<b>100.00</b>

Average:	22,486.45
Min:	990.00
Max:	351,050.00

**Compartment German Auto Loans 9**  
**Monthly Investor Report**

Reporting Date:	May 11, 2022
Payment Date:	May 20, 2022
Period No.:	29
Monthly Period:	Apr, 2022
Interest Period:	Apr 20, 2022 to May 20, 2022 = 30 days

**11a. Original Principal Balance (graph)**



**Compartment German Auto Loans 9**  
**Monthly Investor Report**

Reporting Date:	May 11, 2022
Payment Date:	May 20, 2022
Period No.:	29
Monthly Period:	Apr, 2022
Interest Period:	Apr 20, 2022 to May 20, 2022 = 30 days

**12. Aggregate Principal Balance**

Initial Portfolio

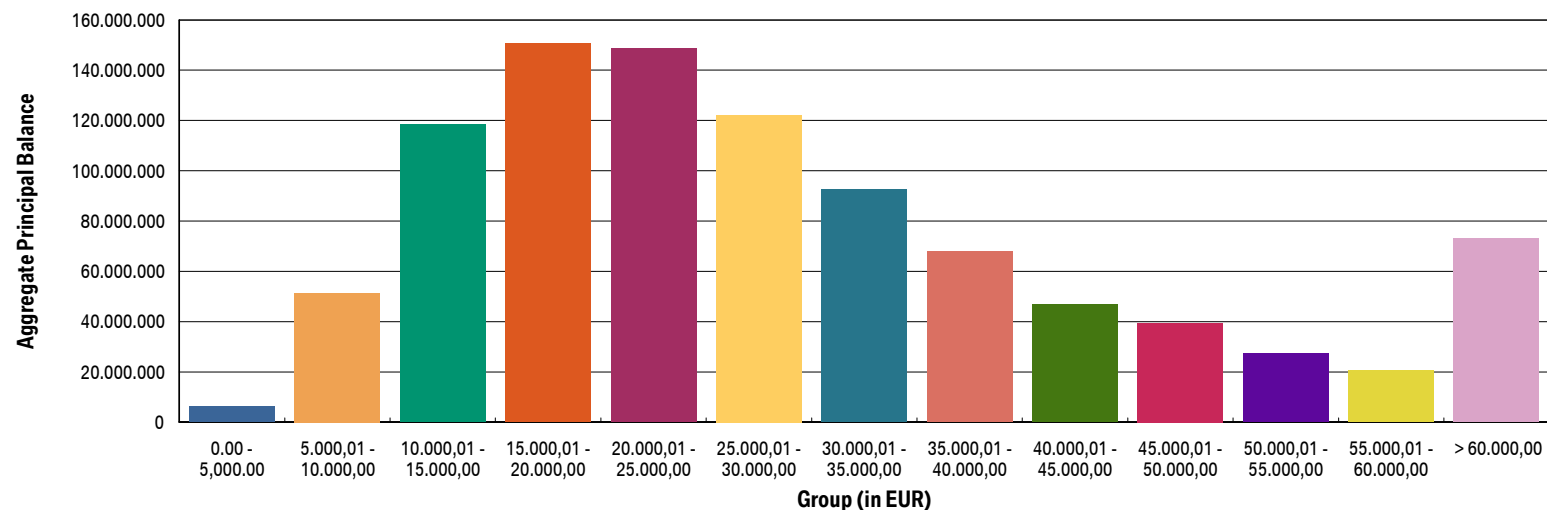
Group (in EUR)	Aggregate Principal Balance (in EUR)	Aggregate Principal Balance (in % of total)	Number of Contracts	Number of Contracts (in % of total)
0.00 - 5,000.00	6,133,915.66	0.64	1,728	3.76
5.000,01 - 10.000,00	51,397,969.90	5.33	6,550	14.27
10.000,01 - 15.000,00	118,451,917.49	12.27	9,433	20.55
15.000,01 - 20.000,00	150,668,214.60	15.61	8,638	18.82
20.000,01 - 25.000,00	148,504,041.35	15.39	6,638	14.46
25.000,01 - 30.000,00	122,241,564.37	12.66	4,476	9.75
30.000,01 - 35.000,00	92,404,320.21	9.57	2,861	6.23
35.000,01 - 40.000,00	67,922,440.28	7.04	1,823	3.97
40.000,01 - 45.000,00	46,859,222.65	4.85	1,107	2.41
45.000,01 - 50.000,00	39,481,836.57	4.09	834	1.82
50.000,01 - 55.000,00	27,349,188.33	2.83	523	1.14
55.000,01 - 60.000,00	20,646,761.81	2.14	360	0.78
> 60.000,00	73,138,547.06	7.58	938	2.04
<b>Total</b>	<b>965,199,940.28</b>	<b>100.00</b>	<b>45,909</b>	<b>100.00</b>

Average:	21,024.20
Min:	510.98
Max:	341,920.07

**Compartment German Auto Loans 9**  
**Monthly Investor Report**

Reporting Date:	May 11, 2022
Payment Date:	May 20, 2022
Period No.:	29
Monthly Period:	Apr, 2022
Interest Period:	Apr 20, 2022 to May 20, 2022 = 30 days

**12a. Aggregate Principal Balance (graph)**



## Compartment German Auto Loans 9

### Monthly Investor Report

Reporting Date:	May 11, 2022
Payment Date:	May 20, 2022
Period No.:	29
Monthly Period:	Apr, 2022
Interest Period:	Apr 20, 2022 to May 20, 2022 = 30 days

### 13. Aggregate Outstanding Principal Balance

Portfolio as of: Apr 30, 2022

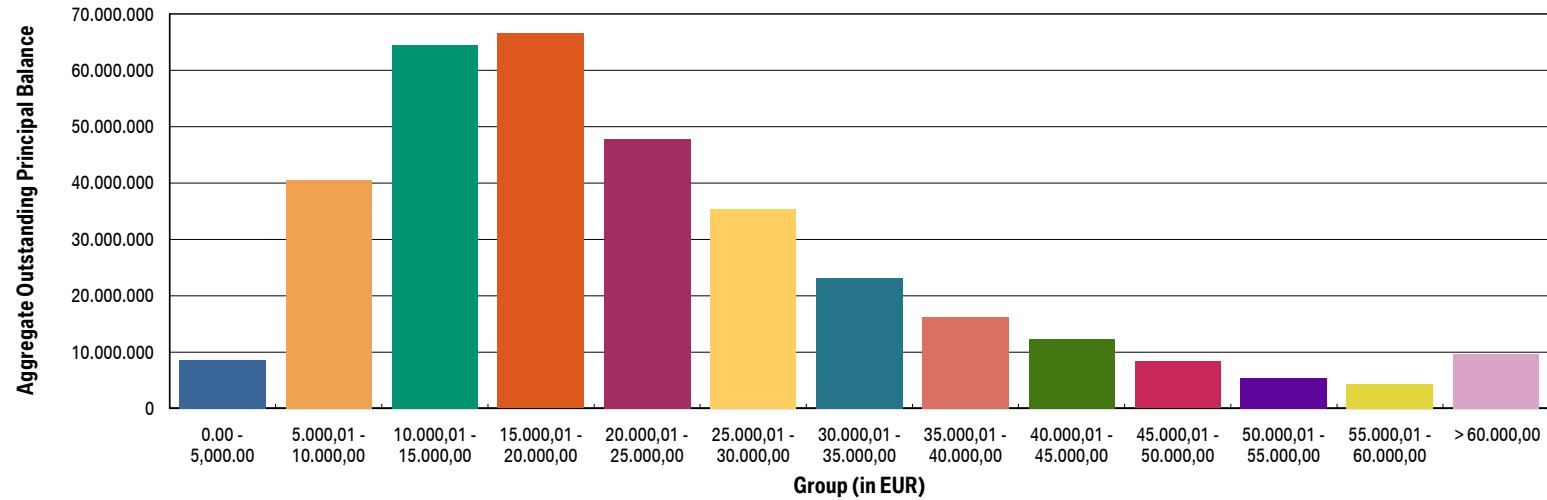
Group (in EUR)	Aggregate Outstanding Principal Balance (in EUR)	Aggregate Outstanding Principal Balance (in % of total)	Number of Contracts	Number of Contracts (in % of total)
0.00 - 5,000.00	8,593,762.26	2.51	7,982	28.86
5.000,01 - 10.000,00	40,484,099.51	11.82	5,284	19.10
10.000,01 - 15.000,00	64,496,410.11	18.83	5,187	18.75
15.000,01 - 20.000,00	66,494,827.45	19.41	3,837	13.87
20.000,01 - 25.000,00	47,772,543.03	13.95	2,145	7.75
25.000,01 - 30.000,00	35,380,567.92	10.33	1,298	4.69
30.000,01 - 35.000,00	23,137,214.70	6.75	716	2.59
35.000,01 - 40.000,00	16,271,521.69	4.75	436	1.58
40.000,01 - 45.000,00	12,278,436.23	3.58	291	1.05
45.000,01 - 50.000,00	8,322,935.87	2.43	176	0.64
50.000,01 - 55.000,00	5,389,996.92	1.57	103	0.37
55.000,01 - 60.000,00	4,297,921.69	1.25	75	0.27
> 60.000,00	9,654,700.62	2.82	131	0.47
<b>Total</b>	<b>342,574,938.00</b>	<b>100.00</b>	<b>27,661</b>	<b>100.00</b>
WA:	12,384.76			
Min:	0.00			
Max:	149,972.61			



**Compartment German Auto Loans 9**  
**Monthly Investor Report**

Reporting Date:	May 11, 2022
Payment Date:	May 20, 2022
Period No.:	29
Monthly Period:	Apr, 2022
Interest Period:	Apr 20, 2022 to May 20, 2022 = 30 days

**13a. Aggregate Outstanding Principal Balance (graph)**



**Compartment German Auto Loans 9**  
**Monthly Investor Report**

Reporting Date: May 11, 2022  
 Payment Date: May 20, 2022  
 Period No.: 29  
 Monthly Period: Apr, 2022  
 Interest Period: Apr 20, 2022 to May 20, 2022  
 = 30 days

**14. Down Payments**

Portfolio as of: Apr 30, 2022

Down Payment	Aggregate Outstanding Principal Balance (in EUR)	Aggregate Outstanding Principal Balance (in % of total)	Number of Contracts	Number of Contracts (in % of total)	Down Payment/ Purchase Price (in %)
No Down Payment	73,518,076.12	21.46	5,608	20.27	0.00
<=1000	6,793,795.87	1.98	661	2.39	4.16
1.000,01 - 2.000,00	17,220,286.61	5.03	1,673	6.05	8.46
2.000,01 - 3.000,00	22,931,504.72	6.69	2,144	7.75	12.01
3.000,01 - 4.000,00	21,407,872.50	6.25	2,022	7.31	15.43
4.000,01 - 5.000,00	34,268,690.33	10.00	3,045	11.01	17.92
5.000,01 - 6.000,00	19,976,154.31	5.83	1,724	6.23	20.09
6.000,01 - 7.000,00	15,842,678.32	4.62	1,386	5.01	22.22
7.000,01 - 8.000,00	17,408,969.99	5.08	1,383	5.00	23.08
8.000,01 - 9.000,00	9,465,328.40	2.76	755	2.73	24.88
9.000,01 - 10.000,00	27,737,495.47	8.10	2,091	7.56	25.80
10.000,01 - 11.000,00	6,907,858.64	2.02	494	1.79	26.16
11.000,01 - 12.000,00	8,605,253.67	2.51	609	2.20	27.94
12.000,01 - 13.000,00	6,286,452.22	1.84	457	1.65	29.10
13.000,01 - 14.000,00	4,654,928.71	1.36	343	1.24	30.45
14.000,01 - 15.000,00	13,226,816.71	3.86	903	3.26	30.78
> 15.000,00	36,322,775.41	10.60	2,363	8.54	36.76
<b>Total</b>	<b>342,574,938.00</b>	<b>100.00</b>	<b>27,661</b>	<b>100.00</b>	<b>17.48</b>

Minimum Down Payment:	1.00
Maximum Down Payment:	166,600.00
Average Down Payment:	6,509.14
Average Down Payment (customers that made a Down Payment):	8,164.39

**Compartment German Auto Loans 9**  
**Monthly Investor Report**

Reporting Date:	May 11, 2022
Payment Date:	May 20, 2022
Period No.:	29
Monthly Period:	Apr, 2022
Interest Period:	Apr 20, 2022 to May 20, 2022 = 30 days

**15. Borrower Concentration**

Portfolio as of: Apr 30, 2022

Borrower (Top 20)	Aggregate Outstanding Principal Balance (in EUR)	Aggregate Outstanding Principal Balance (in % of total)	Number of Contracts	Number of Contracts (in % of total)
1	154,046.77	0.04	3	0.01
2	149,972.61	0.04	1	0.00
3	147,545.43	0.04	8	0.03
4	134,268.52	0.04	1	0.00
5	133,252.00	0.04	3	0.01
6	128,661.35	0.04	2	0.01
7	125,652.60	0.04	2	0.01
8	119,913.70	0.04	2	0.01
9	117,001.01	0.03	2	0.01
10	114,939.43	0.03	2	0.01
11	109,833.77	0.03	3	0.01
12	107,528.94	0.03	1	0.00
13	101,108.07	0.03	5	0.02
14	99,916.23	0.03	1	0.00
15	99,652.95	0.03	1	0.00
16	97,500.44	0.03	1	0.00
17	95,931.86	0.03	1	0.00
18	94,999.54	0.03	1	0.00
19	93,692.25	0.03	2	0.01
20	93,124.88	0.03	2	0.01
<b>Total</b>	<b>2,318,542.35</b>	<b>0.68</b>	<b>44</b>	<b>0.16</b>
<b>Total Portfolio Balance</b>	<b>342,574,938.00</b>			

## Compartment German Auto Loans 9

### Monthly Investor Report

Reporting Date:	May 11, 2022
Payment Date:	May 20, 2022
Period No.:	29
Monthly Period:	Apr, 2022
Interest Period:	Apr 20, 2022 to May 20, 2022 = 30 days

## 16. Geographical Distribution

### Initial Portfolio

Post code area	Aggregate Principal Balance (in EUR)	Aggregate Principal Balance (in % of total)	Number of Contracts	Number of contracts (in % of total)
post code area 0	46,013,719.16	4.77	2,137	4.65
post code area 1	52,309,049.73	5.42	2,330	5.08
post code area 2	86,206,919.86	8.93	4,190	9.13
post code area 3	84,323,036.80	8.74	4,166	9.07
post code area 4	122,467,094.69	12.69	5,836	12.71
post code area 5	120,458,310.16	12.48	5,708	12.43
post code area 6	124,897,902.26	12.94	5,783	12.60
post code area 7	119,911,302.12	12.42	5,938	12.93
post code area 8	129,085,751.73	13.37	5,969	13.00
post code area 9	79,526,853.77	8.24	3,852	8.39
<b>Total</b>	<b>965,199,940.28</b>	<b>100.00</b>	<b>45,909</b>	<b>100.00</b>

**Compartment German Auto Loans 9**  
**Monthly Investor Report**

Reporting Date:	May 11, 2022
Payment Date:	May 20, 2022
Period No.:	29
Monthly Period:	Apr, 2022
Interest Period:	Apr 20, 2022 to May 20, 2022 = 30 days

**16. Geographical Distribution**

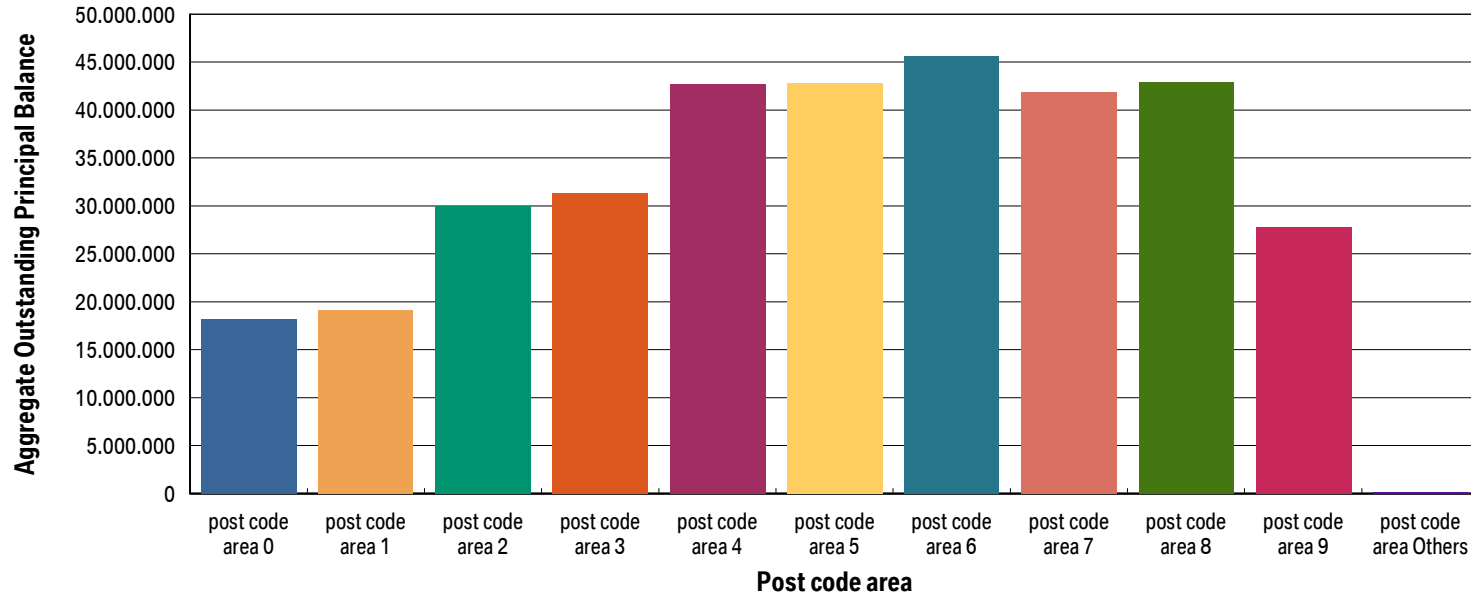
Portfolio as of: Apr 30, 2022

Post code area	Aggregate Outstanding Principal Balance (in EUR)	Aggregate Outstanding Principal Balance (in % of total)	Number of Contracts	Number of Contracts (in % of total)
post code area 0	18,184,641.89	5.31	1,361	4.92
post code area 1	19,104,421.04	5.58	1,425	5.15
post code area 2	29,996,493.37	8.76	2,489	9.00
post code area 3	31,348,961.65	9.15	2,543	9.19
post code area 4	42,745,854.13	12.48	3,544	12.81
post code area 5	42,852,643.95	12.51	3,453	12.48
post code area 6	45,574,427.88	13.30	3,557	12.86
post code area 7	41,818,787.43	12.21	3,480	12.58
post code area 8	42,959,427.49	12.54	3,478	12.57
post code area 9	27,844,646.48	8.13	2,312	8.36
post code area Others	144,632.69	0.04	19	0.07
<b>Total</b>	<b>342,574,938.00</b>	<b>100.00</b>	<b>27,661</b>	<b>100.00</b>

**Compartment German Auto Loans 9**  
**Monthly Investor Report**

Reporting Date: May 11, 2022  
 Payment Date: May 20, 2022  
 Period No.: 29  
 Monthly Period: Apr, 2022  
 Interest Period: Apr 20, 2022 to May 20, 2022  
 = 30 days

**16a. Geographical Distribution (graph)**



**Compartment German Auto Loans 9**  
**Monthly Investor Report**

Reporting Date:	May 11, 2022
Payment Date:	May 20, 2022
Period No.:	29
Monthly Period:	Apr, 2022
Interest Period:	Apr 20, 2022 to May 20, 2022 = 30 days

**17. Car Type & Customer Group**

Initial Portfolio

Car Type	Aggregate Principal Balance (in EUR)	Aggregate Principal Balance (in % of total)	Number of Contracts	Number of Contracts (in % of total)
New	478,297,049.59	49.55	17,619	38.38
Used	486,902,890.69	50.45	28,290	61.62
<b>Total</b>	<b>965,199,940.28</b>	<b>100.00</b>	<b>45,909</b>	<b>100.00</b>

Customer Group	Aggregate Principal Balance (in EUR)	Aggregate Principal Balance (in % of total)	Number of Contracts	Number of Contracts (in % of total)
Commercial	267,380,166.05	27.70	9,367	20.40
Private Individual	697,819,774.23	72.30	36,542	79.60
<b>Total</b>	<b>965,199,940.28</b>	<b>100.00</b>	<b>45,909</b>	<b>100.00</b>

**Compartment German Auto Loans 9**  
**Monthly Investor Report**

Reporting Date:	May 11, 2022
Payment Date:	May 20, 2022
Period No.:	29
Monthly Period:	Apr, 2022
Interest Period:	Apr 20, 2022 to May 20, 2022 = 30 days

**17. Car Type & Customer Group**

Portfolio as of: Apr 30, 2022

Car Type	Aggregate Outstanding Principal Balance (in EUR)	Aggregate Outstanding Principal Balance (in % of total)	Number of Contracts	Number of Contracts (in % of total)
New	177,105,845.05	51.70	11,005	39.79
Used	165,469,092.95	48.30	16,656	60.21
<b>Total</b>	<b>342,574,938.00</b>	<b>100.00</b>	<b>27,661</b>	<b>100.00</b>

Customer Group	Aggregate Outstanding Principal Balance (in EUR)	Aggregate Outstanding Principal Balance (in % of total)	Number of Contracts	Number of Contracts (in % of total)
Commercial	86,012,803.52	25.11	5,117	18.50
Private Individual	256,562,134.48	74.89	22,544	81.50
<b>Total</b>	<b>342,574,938.00</b>	<b>100.00</b>	<b>27,661</b>	<b>100.00</b>



**Compartment German Auto Loans 9**  
**Monthly Investor Report**

Reporting Date:	May 11, 2022
Payment Date:	May 20, 2022
Period No.:	29
Monthly Period:	Apr, 2022
Interest Period:	Apr 20, 2022 to May 20, 2022 = 30 days

**18. Delinquencies**
**Initial Portfolio**

Days past due	Aggregate Principal Balance (in EUR)	Aggregate Principal Balance (in % of total)	Number of Contracts	Number of Contracts (in % of total)
1 - 30	0.00	0.00	0	0.00
31 - 60	0.00	0.00	0	0.00
61 - 90	0.00	0.00	0	0.00
91 - 120	0.00	0.00	0	0.00
> 120	0.00	0.00	0	0.00
<b>Total</b>	<b>0.00</b>	<b>0.00</b>	<b>0</b>	<b>0.00</b>

**Portfolio as of:** Apr 30, 2022

Days past due	Aggregate Outstanding Principal Balance (in EUR)	Aggregate Outstanding Principal Balance (in % of total)	Number of Contracts	Number of Contracts (in % of total)
1 - 30	4,614,641.71	1.35	270	0.98
31 - 60	1,066,471.51	0.31	64	0.23
61 - 90	344,881.41	0.10	27	0.10
91 - 120	78,529.49	0.02	5	0.02
> 120	189,495.97	0.06	11	0.04
<b>Total</b>	<b>6,294,020.09</b>	<b>1.84</b>	<b>377</b>	<b>1.36</b>

# Compartment German Auto Loans 9

## Monthly Investor Report

Reporting Date:	May 11, 2022
Payment Date:	May 20, 2022
Period No.:	29
Monthly Period:	Apr, 2022
Interest Period:	Apr 20, 2022 to May 20, 2022 = 30 days

### 18a. Delinquencies Analysis

Monthly Period	Performing (in EUR)	31-60 days past due (in EUR)	61-90 days past due (in EUR)	91-120 days past due (in EUR)	>120 days past due (in EUR)
Dec - 19	946,798,463.20	0.00	0.00	0.00	0.00
Jan - 20	925,639,516.87	215,135.52	0.00	0.00	0.00
Feb - 20	904,268,848.66	294,343.80	136,695.08	0.00	0.00
Mar - 20	872,831,427.45	545,656.46	40,510.75	151,521.97	0.00
Apr - 20	839,601,217.49	782,650.59	321,970.65	0.00	151,521.97
May - 20	817,019,640.64	726,277.98	267,856.10	117,992.86	151,521.97
June - 20	795,089,115.47	883,577.14	297,340.39	121,209.93	170,332.68
July - 20	774,427,610.01	608,336.56	545,697.86	136,293.77	165,958.25
Aug - 20	755,891,282.23	500,175.16	421,426.57	198,140.31	118,729.03
Sept - 20	735,982,769.96	440,973.99	224,286.05	155,170.48	245,151.47
Oct - 20	716,689,337.32	536,592.99	239,925.40	166,735.00	265,525.32
Nov - 20	698,671,161.56	405,260.97	131,946.18	143,813.13	281,691.12
Dec - 20	679,781,022.88	291,863.90	259,315.20	103,204.22	337,214.58
Jan - 21	660,415,067.17	520,150.55	111,653.24	199,108.32	248,393.44
Feb - 21	642,323,543.28	439,687.68	162,171.20	26,656.02	377,545.62
Mar - 21	621,677,208.06	487,125.73	136,154.51	21,540.52	238,600.82
Apr - 21	601,332,642.62	420,578.52	193,606.89	48,000.24	167,176.51
May - 21	583,782,884.57	624,134.32	158,670.11	140,098.84	45,529.72
June - 21	565,122,286.15	451,459.47	235,219.99	143,507.10	59,721.31
July - 21	547,253,911.85	593,647.13	181,323.92	99,905.20	82,836.01
Aug - 21	529,762,912.11	606,239.50	272,856.87	113,005.89	123,919.27
Sept - 21	511,931,473.74	643,427.25	339,493.25	151,130.61	196,139.66
Oct - 21	496,386,573.78	635,829.52	161,331.95	119,500.19	356,522.52
Nov - 21	479,955,933.56	465,776.32	344,681.48	24,759.65	324,086.34
Dec - 21	463,880,805.68	377,618.92	191,809.41	46,674.07	315,511.08
Jan - 22	440,607,253.77	463,118.31	244,720.87	139,083.31	121,060.64
Feb - 22	408,982,770.40	565,410.99	127,018.64	172,033.16	177,021.57
Mar - 22	374,100,896.29	932,267.82	118,495.49	139,667.92	265,385.80
Apr - 22	340,895,559.62	1,066,471.51	344,881.41	78,529.49	189,495.97

**Compartment German Auto Loans 9**  
**Monthly Investor Report**

Reporting Date:	May 11, 2022
Payment Date:	May 20, 2022
Period No.:	29
Monthly Period:	Apr, 2022
Interest Period:	Apr 20, 2022 to May 20, 2022 = 30 days

**19. Seasoning**

Initial Portfolio

Group (in months)	Aggregate Principal Balance (in EUR)	Aggregate Principal Balance (in % of total)	Number of Contracts	Number of Contracts (in % of total)
<= 6	614,661,258.17	63.68	28,934	63.02
> 6 - <= 12	350,538,682.11	36.32	16,975	36.98
> 12 - <= 24	0.00	0.00	0	0.00
> 24 - <= 36	0.00	0.00	0	0.00
> 36 - <= 42	0.00	0.00	0	0.00
> 42 - <= 48	0.00	0.00	0	0.00
> 48 - <= 53	0.00	0.00	0	0.00
> 53	0.00	0.00	0	0.00
<b>Total</b>	<b>965,199,940.28</b>	<b>100.00</b>	<b>45,909</b>	<b>100.00</b>

WA Seasoning (in months):	5.51
Min (in months):	2.00
Max (in months):	10.00

**Compartment German Auto Loans 9**  
**Monthly Investor Report**

Reporting Date:	May 11, 2022
Payment Date:	May 20, 2022
Period No.:	29
Monthly Period:	Apr, 2022
Interest Period:	Apr 20, 2022 to May 20, 2022 = 30 days

**19. Seasoning**

Portfolio as of: Apr 30, 2022

Group (in months)	Aggregate Outstanding Principal Balance (in EUR)	Aggregate Outstanding Principal Balance (in % of total)	Number of Contracts	Number of Contracts (in % of total)
<= 6	0.00	0.00	0	0.00
> 6 - <= 12	0.00	0.00	0	0.00
> 12 - <= 24	0.00	0.00	0	0.00
> 24 - <= 36	288,812,842.87	84.31	21,810	78.85
> 36 - <= 42	53,762,095.13	15.69	5,851	21.15
> 42 - <= 48	0.00	0.00	0	0.00
> 48 - <= 53	0.00	0.00	0	0.00
> 53	0.00	0.00	0	0.00
<b>Total</b>	<b>342,574,938.00</b>	<b>100.00</b>	<b>27,661</b>	<b>100.00</b>

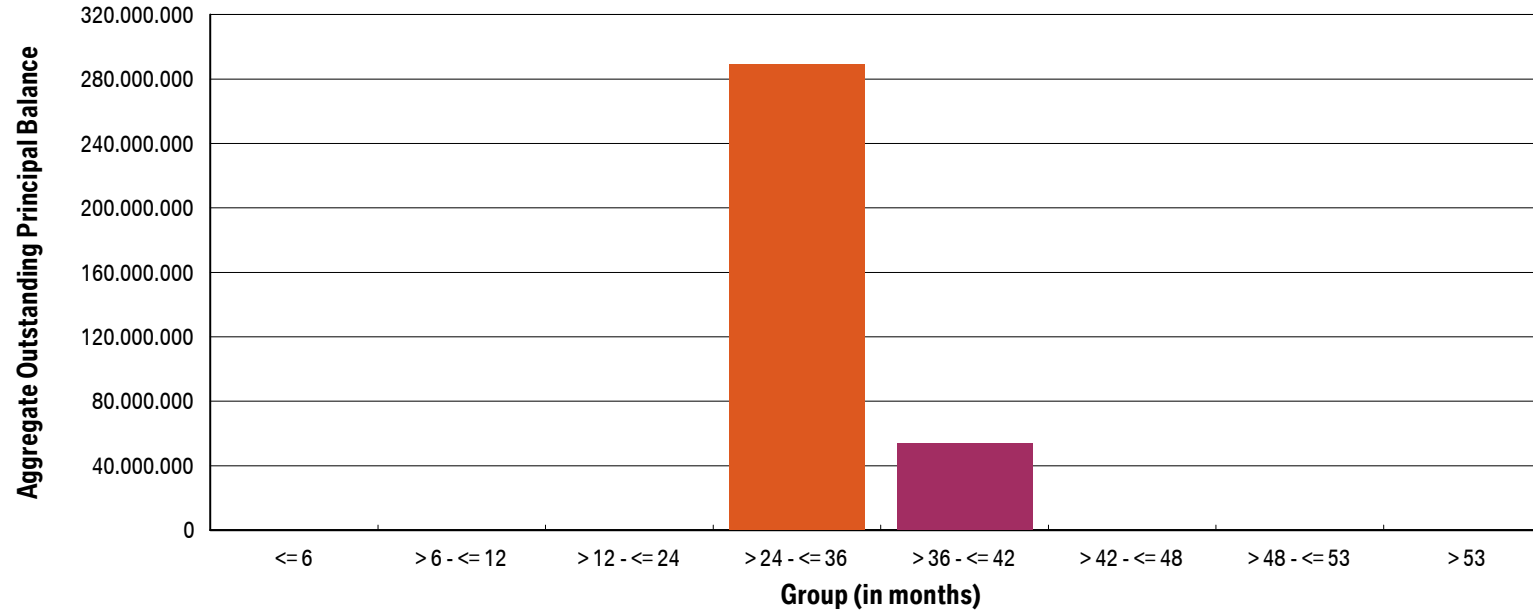
WA Seasoning (in months):	33.98
Min (in months):	31.00
Max (in months):	39.00



**Compartment German Auto Loans 9**  
**Monthly Investor Report**

Reporting Date:	May 11, 2022
Payment Date:	May 20, 2022
Period No.:	29
Monthly Period:	Apr, 2022
Interest Period:	Apr 20, 2022 to May 20, 2022 = 30 days

**19a. Seasoning (graph)**



**Compartment German Auto Loans 9**  
**Monthly Investor Report**

Reporting Date:	May 11, 2022
Payment Date:	May 20, 2022
Period No.:	29
Monthly Period:	Apr, 2022
Interest Period:	Apr 20, 2022 to May 20, 2022 = 30 days

**20. Remaining Term**

Initial Portfolio

Group (in months)	Aggregate Principal Balance (in EUR)	Aggregate Principal Balance (in % of total)	Number of Contracts	Number of Contracts (in % of total)
<= 6	164,434.02	0.02	74	0.16
> 6 - <= 12	1,133,697.63	0.12	215	0.47
> 12 - <= 24	39,198,714.83	4.06	3,631	7.91
> 24 - <= 36	441,762,315.07	45.77	21,556	46.95
> 36 - <= 42	85,768,594.87	8.89	4,227	9.21
> 42 - <= 48	86,027,213.60	8.91	4,059	8.84
> 48 - <= 53	115,836,288.64	12.00	4,684	10.20
> 53	195,308,681.62	20.24	7,463	16.26
<b>Total</b>	<b>965,199,940.28</b>	<b>100.00</b>	<b>45,909</b>	<b>100.00</b>

WA Remaining Term (in months):	39.82
Min (in months):	3.00
Max (in months):	59.00

**Compartment German Auto Loans 9**  
**Monthly Investor Report**

Reporting Date:	May 11, 2022
Payment Date:	May 20, 2022
Period No.:	29
Monthly Period:	Apr, 2022
Interest Period:	Apr 20, 2022 to May 20, 2022 = 30 days

**20. Remaining Term**

Portfolio as of: Apr 30, 2022

Group (in months)	Aggregate Outstanding Principal Balance (in EUR)	Aggregate Outstanding Principal Balance (in % of total)	Number of Contracts	Number of Contracts (in % of total)
<= 6	120,452,784.79	35.16	14,003	50.62
> 6 - <= 12	26,529,305.34	7.74	2,098	7.58
> 12 - <= 24	102,255,681.79	29.85	6,594	23.84
> 24 - <= 36	93,337,166.08	27.25	4,966	17.95
> 36 - <= 42	0.00	0.00	0	0.00
> 42 - <= 48	0.00	0.00	0	0.00
> 48 - <= 53	0.00	0.00	0	0.00
> 53	0.00	0.00	0	0.00
<b>Total</b>	<b>342,574,938.00</b>	<b>100.00</b>	<b>27,661</b>	<b>100.00</b>

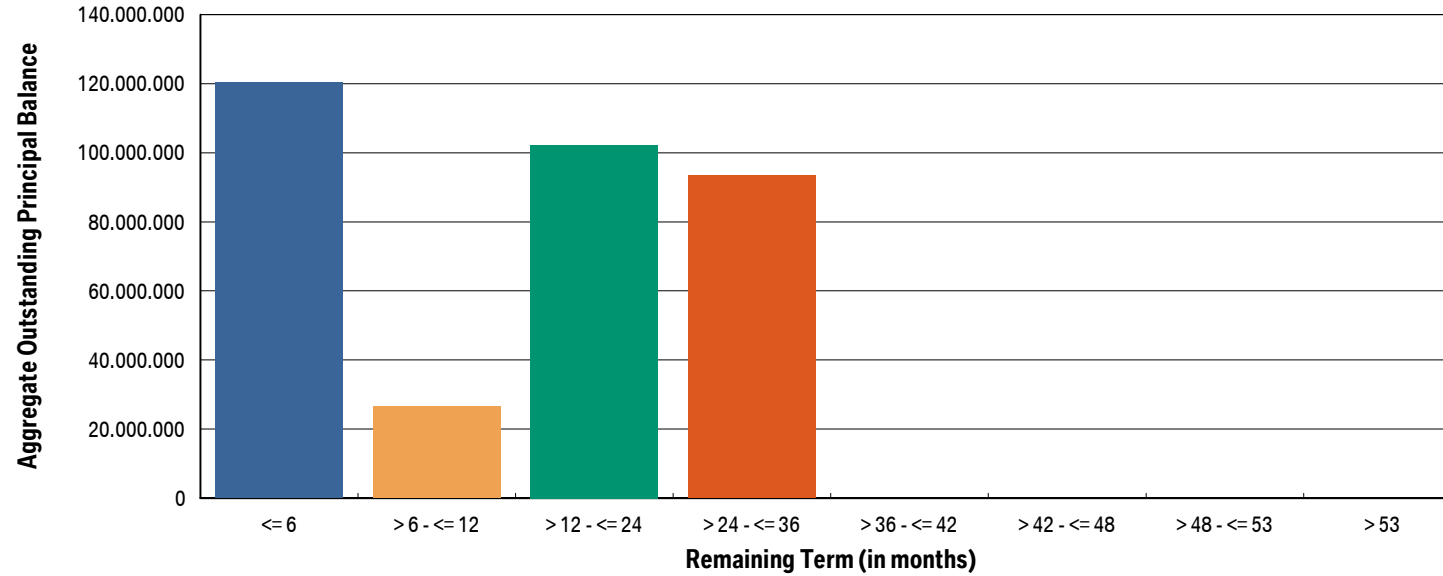
WA Remaining Term (in months):	14.90
Min (in months):	0.00
Max (in months):	31.00



**Compartment German Auto Loans 9**  
**Monthly Investor Report**

Reporting Date:	May 11, 2022
Payment Date:	May 20, 2022
Period No.:	29
Monthly Period:	Apr, 2022
Interest Period:	Apr 20, 2022 to May 20, 2022 = 30 days

**20a. Remaining Term (graph)**





**Compartment German Auto Loans 9**  
**Monthly Investor Report**

Reporting Date:	May 11, 2022
Payment Date:	May 20, 2022
Period No.:	29
Monthly Period:	Apr, 2022
Interest Period:	Apr 20, 2022 to May 20, 2022 = 30 days

**21. Original Term**

Initial Portfolio

Group (in months)	Aggregate Principal Balance (in EUR)	Aggregate Principal Balance (in % of total)	Number of Contracts	Number of Contracts (in % of total)
<= 6	0.00	0.00	0	0.00
> 6 - <= 12	611,333.50	0.06	170	0.37
> 12 - <= 24	34,932,333.59	3.62	3,298	7.18
> 24 - <= 36	443,746,826.38	45.97	21,817	47.52
> 36 - <= 42	5,331,690.95	0.55	316	0.69
> 42 - <= 48	167,517,803.30	17.36	8,066	17.57
> 48 - <= 53	687,612.05	0.07	35	0.08
> 53	312,372,340.51	32.36	12,207	26.59
<b>Total</b>	<b>965,199,940.28</b>	<b>100.00</b>	<b>45,909</b>	<b>100.00</b>

WA Original Term (in months):	45.33
Min (in months):	10.00
Max (in months):	66.00

**Compartment German Auto Loans 9**  
**Monthly Investor Report**

Reporting Date: May 11, 2022  
 Payment Date: May 20, 2022  
 Period No.: 29  
 Monthly Period: Apr, 2022  
 Interest Period: Apr 20, 2022 to May 20, 2022  
 = 30 days

**21. Original Term**

Portfolio as of: Apr 30, 2022

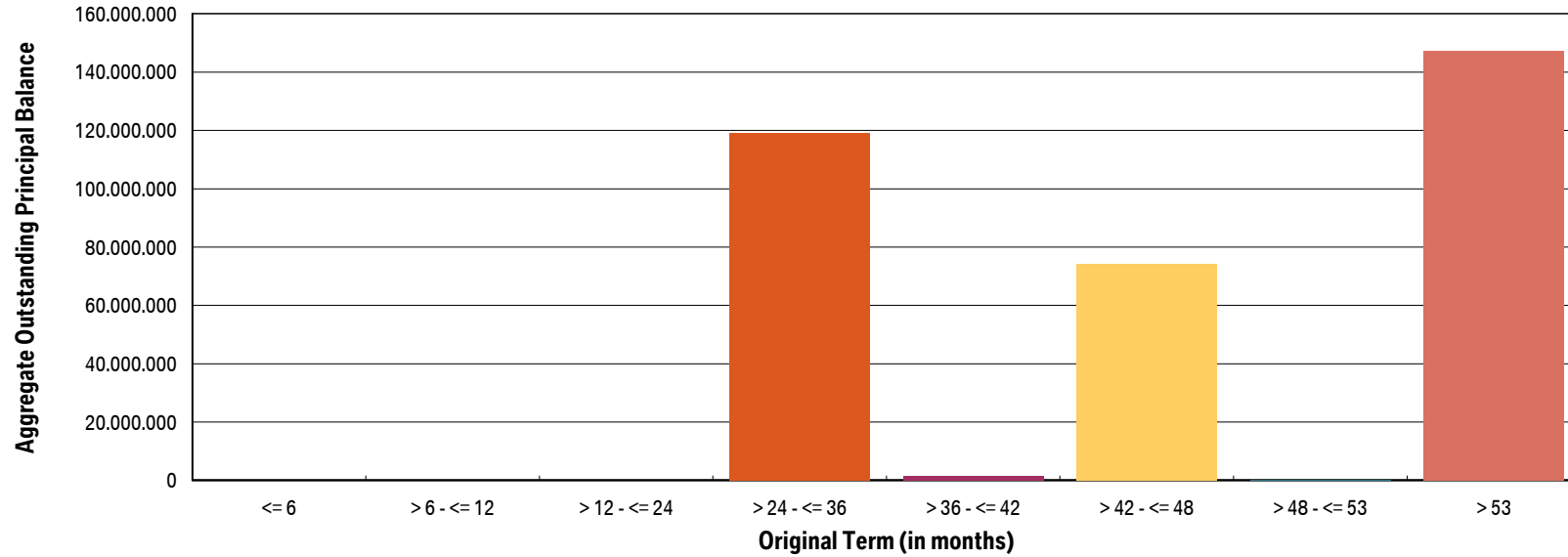
Group (in months)	Aggregate Outstanding Principal Balance (in EUR)	Aggregate Outstanding Principal Balance (in % of total)	Number of Contracts	Number of Contracts (in % of total)
<= 6	0.00	0.00	0	0.00
> 6 - <= 12	0.00	0.00	0	0.00
> 12 - <= 24	3,138.66	0.00	23	0.08
> 24 - <= 36	119,253,108.47	34.81	13,150	47.54
> 36 - <= 42	1,689,940.95	0.49	201	0.73
> 42 - <= 48	74,183,664.94	21.65	5,739	20.75
> 48 - <= 53	240,078.00	0.07	23	0.08
> 53	147,205,006.98	42.97	8,525	30.82
<b>Total</b>	<b>342,574,938.00</b>	<b>100.00</b>	<b>27,661</b>	<b>100.00</b>

WA Original Term (in months):	48.92
Min (in months):	18.00
Max (in months):	66.00

**Compartment German Auto Loans 9**  
**Monthly Investor Report**

Reporting Date:	May 11, 2022
Payment Date:	May 20, 2022
Period No.:	29
Monthly Period:	Apr, 2022
Interest Period:	Apr 20, 2022 to May 20, 2022 = 30 days

**21a. Original Term (graph)**



## Compartment German Auto Loans 9

### Monthly Investor Report

Reporting Date:	May 11, 2022
Payment Date:	May 20, 2022
Period No.:	29
Monthly Period:	Apr, 2022
Interest Period:	Apr 20, 2022 to May 20, 2022 = 30 days

## 22. Vehicle Class

### Initial Portfolio

Group	Aggregate Principal Balance (in EUR)	Aggregate Principal Balance (in % of total)	Number of Contracts	Number of Contracts (in % of total)
BMW 1 Series	100,620,211.63	10.42	6,806	14.82
BMW 2 Series	97,805,361.35	10.13	4,581	9.98
BMW 3 Series	93,928,331.59	9.73	4,963	10.81
BMW 4 Series	58,177,823.99	6.03	2,068	4.50
BMW 5 Series	100,069,708.79	10.37	4,077	8.88
BMW 6 Series	11,339,246.05	1.17	310	0.68
BMW 7 Series	13,106,697.21	1.36	342	0.74
BMW 8 Series	6,361,639.44	0.66	72	0.16
BMW X1 Series	74,436,417.62	7.71	3,512	7.65
BMW X2 Series	14,077,396.85	1.46	472	1.03
BMW X3 Series	64,922,268.21	6.73	2,365	5.15
BMW X4 Series	26,348,126.62	2.73	818	1.78
BMW X5 Series	64,043,741.81	6.64	1,611	3.51
BMW X6 Series	15,151,600.32	1.57	403	0.88
BMW X7 Series	4,670,254.36	0.48	59	0.13
BMW Z Series	12,121,842.24	1.26	371	0.81
BMW i Series	7,344,891.14	0.76	273	0.59
MINI	120,551,790.04	12.49	7,071	15.40
Non BMW Group Models (incl. Motorcycles)	46,021,460.45	4.77	2,461	5.36
Other BMW Group (incl. Motorcycles)	34,101,130.57	3.53	3,274	7.13
<b>Total</b>	<b>965,199,940.28</b>	<b>100.00</b>	<b>45,909</b>	<b>100.00</b>

**Compartment German Auto Loans 9**  
**Monthly Investor Report**

Reporting Date:	May 11, 2022
Payment Date:	May 20, 2022
Period No.:	29
Monthly Period:	Apr, 2022
Interest Period:	Apr 20, 2022 to May 20, 2022 = 30 days

**22. Vehicle Class**

Portfolio as of: Apr 30, 2022

Group	Aggregate Outstanding Principal Balance (in EUR)	Aggregate Outstanding Principal Balance (in % of total)	Number of Contracts	Number of Contracts (in % of total)
BMW 1 Series	32,238,525.29	9.41	4,017	14.52
BMW 2 Series	35,765,572.10	10.44	2,894	10.46
BMW 3 Series	33,748,933.43	9.85	3,089	11.17
BMW 4 Series	19,994,529.82	5.84	1,200	4.34
BMW 5 Series	34,763,888.06	10.15	2,419	8.75
BMW 6 Series	3,791,196.88	1.11	170	0.61
BMW 7 Series	4,220,726.69	1.23	171	0.62
BMW 8 Series	2,302,775.51	0.67	39	0.14
BMW X1 Series	30,396,637.41	8.87	2,286	8.26
BMW X2 Series	5,970,653.48	1.74	337	1.22
BMW X3 Series	26,409,350.11	7.71	1,560	5.64
BMW X4 Series	9,747,236.57	2.85	515	1.86
BMW X5 Series	22,816,964.80	6.66	955	3.45
BMW X6 Series	5,062,389.82	1.48	231	0.84
BMW X7 Series	2,043,173.12	0.60	38	0.14
BMW Z Series	5,224,580.14	1.53	233	0.84
BMW i Series	2,522,403.59	0.74	176	0.64
MINI	43,467,513.05	12.69	4,494	16.25
Non BMW Group Models (incl. Motorcycles)	15,639,848.14	4.57	1,408	5.09
Other BMW Group (incl. Motorcycles)	6,448,039.99	1.88	1,429	5.17
<b>Total</b>	<b>342,574,938.00</b>	<b>100.00</b>	<b>27,661</b>	<b>100.00</b>

**Compartment German Auto Loans 9**  
**Monthly Investor Report**

Reporting Date:	May 11, 2022
Payment Date:	May 20, 2022
Period No.:	29
Monthly Period:	Apr, 2022
Interest Period:	Apr 20, 2022 to May 20, 2022 = 30 days

**23. Payment Type**

Initial Portfolio:

Group	Aggregate Principal Balance (in EUR)	Aggregate Principal Balance (in % of total)	Number of Contracts	Number of Contracts (in % of total)
Direct debit	964,453,732.78	99.92	45,876	99.93
Self payment	746,207.50	0.08	33	0.07
<b>Total</b>	<b>965,199,940.28</b>	<b>100.00</b>	<b>45,909</b>	<b>100.00</b>

Portfolio as of: Apr 30, 2022

Group	Aggregate Outstanding Principal Balance (in EUR)	Aggregate Outstanding Principal Balance (in % of total)	Number of Contracts	Number of Contracts (in % of total)
Direct debit	339,662,518.05	99.15	27,417	99.12
Self payment	2,912,419.95	0.85	244	0.88
<b>Total</b>	<b>342,574,938.00</b>	<b>100.00</b>	<b>27,661</b>	<b>100.00</b>



**Compartment German Auto Loans 9**  
**Monthly Investor Report**

Reporting Date:	May 11, 2022
Payment Date:	May 20, 2022
Period No.:	29
Monthly Period:	Apr, 2022
Interest Period:	Apr 20, 2022 to May 20, 2022 = 30 days

**24. Interest Rates**

Weighted Average Nominal Interest Rate (in %)		
Aggregate Principal Balance (Initial)	965,199,940.28	3.21
Aggregate Outstanding Principal Balance	342,574,938.00	3.20

**Compartment German Auto Loans 9**  
**Monthly Investor Report**

Reporting Date:	May 11, 2022
Payment Date:	May 20, 2022
Period No.:	29
Monthly Period:	Apr, 2022
Interest Period:	Apr 20, 2022 to May 20, 2022 = 30 days

**25. Credit Type**

Initial Portfolio

Credit Type	Aggregate Principal Balance (in EUR)	Aggregate Principal Balance (in % of total)	Number of Contracts	Number of Contracts (in % of total)
Balloon	955,822,527.46	99.03	44,578	97.10
Equal Instalment Loan	9,377,412.82	0.97	1,331	2.90
<b>Total</b>	<b>965,199,940.28</b>	<b>100.00</b>	<b>45,909</b>	<b>100.00</b>

Portfolio as of: Apr 30, 2022

Credit Type	Aggregate Outstanding Principal Balance (in EUR)	Aggregate Outstanding Principal Balance (in % of total)	Number of Contracts	Number of Contracts (in % of total)
Balloon	341,550,372.48	99.70	27,200	98.33
Equal Instalment Loan	1,024,565.52	0.30	461	1.67
<b>Total</b>	<b>342,574,938.00</b>	<b>100.00</b>	<b>27,661</b>	<b>100.00</b>



**Compartment German Auto Loans 9**  
**Monthly Investor Report**

Reporting Date:	May 11, 2022
Payment Date:	May 20, 2022
Period No.:	29
Monthly Period:	Apr, 2022
Interest Period:	Apr 20, 2022 to May 20, 2022 = 30 days

**26. Contracts per Customer**
Initial Portfolio

Group	Aggregate Principal Balance (in EUR)	Aggregate Principal Balance (in % of total)	Number of Contracts	Number of Contracts (in % of total)
1	921,754,288.49	95.50	44,267	96.42
2 - 4	38,240,172.53	3.96	1,444	3.15
5 - 7	1,924,936.44	0.20	61	0.13
8 - 10	1,163,141.38	0.12	38	0.08
> 10	2,117,401.44	0.22	99	0.22
<b>Total</b>	<b>965,199,940.28</b>	<b>100.00</b>	<b>45,909</b>	<b>100.00</b>

Portfolio as of: Apr 30, 2022

Group	Aggregate Outstanding Principal Balance (in EUR)	Aggregate Outstanding Principal Balance (in % of total)	Number of Contracts	Number of Contracts (in % of total)
1	334,551,614.19	97.66	27,176	98.25
2 - 4	7,826,555.82	2.28	465	1.68
5 - 7	147,545.43	0.04	8	0.03
8 - 10	0.00	0.00	0	0.00
> 10	49,222.56	0.01	12	0.04
<b>Total</b>	<b>342,574,938.00</b>	<b>100.00</b>	<b>27,661</b>	<b>100.00</b>

**Compartment German Auto Loans 9**  
**Monthly Investor Report**

Reporting Date:	May 11, 2022
Payment Date:	May 20, 2022
Period No.:	29
Monthly Period:	Apr, 2022
Interest Period:	Apr 20, 2022 to May 20, 2022 = 30 days

**27. Amortisation**

Initial Portfolio

Period	Principal Balance (in EUR)
	965,199,940.28
1	953,762,904.92
2	942,294,358.43
3	930,794,846.15
4	919,272,819.24
5	907,727,848.30
6	896,146,788.26
7	884,543,178.23
8	872,886,657.44
9	861,247,504.49
10	849,551,135.97
11	837,814,197.19
12	826,035,516.30
13	814,205,137.19
14	801,440,115.97
15	788,229,718.74
16	774,900,549.00
17	761,460,677.80
18	748,028,616.99
19	734,682,738.14
20	721,201,231.07
21	707,175,915.50
22	693,549,288.77
23	681,780,378.41
24	670,080,228.24
25	658,322,143.86
26	633,274,646.54
27	595,043,695.15
28	555,046,647.36
29	513,234,424.92
30	471,743,221.36

Current Portfolio

Period	Principal Balance in EUR	Reduction in EUR
	342,574,938.00	
1	311,573,118.23	31,001,819.77
2	283,707,973.17	27,865,145.06
3	255,725,786.59	27,982,186.58
4	227,629,292.29	28,096,494.30
5	204,717,266.73	22,912,025.56
6	201,109,967.42	3,607,299.31
7	197,461,564.42	3,648,403.00
8	193,700,849.81	3,760,714.61
9	187,876,223.87	5,824,625.94
10	179,421,675.55	8,454,548.32
11	169,640,712.65	9,780,962.90
12	159,817,929.63	9,822,783.02
13	149,307,549.70	10,510,379.93
14	139,286,108.95	10,021,440.75
15	129,666,959.37	9,619,149.58
16	119,506,581.54	10,160,377.83
17	111,179,425.97	8,327,155.57
18	108,952,729.47	2,226,696.50
19	106,629,301.49	2,323,427.98
20	104,383,255.13	2,246,046.36
21	98,182,409.14	6,200,845.99
22	87,238,297.55	10,944,111.59
23	74,547,406.24	12,690,891.31
24	62,062,487.77	12,484,918.47
25	48,765,614.45	13,296,873.32
26	35,519,724.90	13,245,889.55
27	23,968,622.12	11,551,102.78
28	10,360,622.15	13,607,999.97
29	26,529.40	10,334,092.75
30	25,680.57	848.83

**Compartment German Auto Loans 9**  
**Monthly Investor Report**

Reporting Date:	May 11, 2022
Payment Date:	May 20, 2022
Period No.:	29
Monthly Period:	Apr, 2022
Interest Period:	Apr 20, 2022 to May 20, 2022 = 30 days

**27. Amortisation**

Initial Portfolio

Period	Principal Balance (in EUR)
31	428,906,833.16
32	386,952,263.28
33	344,732,464.15
34	310,907,277.28
35	305,403,946.07
36	299,800,818.25
37	294,139,125.79
38	285,543,196.72
39	272,443,111.45
40	257,398,391.79
41	242,520,808.33
42	226,413,770.31
43	211,495,982.41
44	198,064,419.84
45	182,736,350.23
46	170,121,419.92
47	166,716,760.95
48	163,125,668.17
49	159,685,664.93
50	150,299,902.95
51	133,604,943.86
52	113,877,780.24
53	94,319,037.23
54	74,433,696.89
55	54,515,381.14
56	36,741,216.75
57	16,045,752.98
58	350.43
59	0.00

Current Portfolio

Period	Principal Balance in EUR	Reduction in EUR
31	0.00	25,680.57
32	0.00	0.00
33	0.00	0.00
34	0.00	0.00
35	0.00	0.00
36	0.00	0.00
37	0.00	0.00
38	0.00	0.00
39	0.00	0.00
40	0.00	0.00
41	0.00	0.00
42	0.00	0.00
43	0.00	0.00
44	0.00	0.00
45	0.00	0.00
46	0.00	0.00
47	0.00	0.00
48	0.00	0.00
49	0.00	0.00
50	0.00	0.00
51	0.00	0.00
52	0.00	0.00
53	0.00	0.00
54	0.00	0.00
55	0.00	0.00
56	0.00	0.00
57	0.00	0.00
58	0.00	0.00
59	0.00	0.00

**Compartment German Auto Loans 9**  
**Monthly Investor Report**

Reporting Date:	May 11, 2022
Payment Date:	May 20, 2022
Period No.:	29
Monthly Period:	Apr, 2022
Interest Period:	Apr 20, 2022 to May 20, 2022 = 30 days

**28. Priority of Payments**

**Priority of Payments\***

Available Distribution Amount	+	38,780,831.42
Taxes	-	0.00
Trustee Payment	-	0.00
Senior Expenses	-	23,942.95
Swap Net Payment	-	22,944.44
Class A Interest	-	34,110.00
Class B Interest	-	54,331.16
Cash Reserve	-	4,826,000.00
Principal Class A	-	33,819,502.87
Principal Class B	-	0.00
Swap Termination Event	-	0.00
Subordinated Loan Interest	-	0.00
Subordinated Loan Principal	-	0.00
Seller	-	0.00

\*all Amounts in EUR

**Compartment German Auto Loans 9**  
**Monthly Investor Report**

Reporting Date:	May 11, 2022
Payment Date:	May 20, 2022
Period No.:	29
Monthly Period:	Apr, 2022
Interest Period:	Apr 20, 2022 to May 20, 2022 = 30 days

**29. Transaction Costs**

<b>Cost Category (in EUR)</b>	<b>Class A</b>	<b>Class B</b>	<b>Subordinated Loan</b>	<b>Total</b>
Senior Expenses				23,942.95
Interest accrued for the Period	34,110.00	54,331.16	5,843.48	94,284.64
Interest payments for the Period	34,110.00	54,331.16	0.00	88,441.16
Cumulative Interest Payments	2,523,330.00	1,601,031.64	0.00	4,124,361.64
Unpaid Interest for the Period	0.00	0.00	5,843.48	5,843.48
Cumulative Unpaid Interest	0.00	0.00	173,838.41	173,838.41

**Compartment German Auto Loans 9**  
**Monthly Investor Report**

Reporting Date: May 11, 2022  
 Payment Date: May 20, 2022  
 Period No.: 29  
 Monthly Period: Apr, 2022  
 Interest Period: Apr 20, 2022 to May 20, 2022  
 = 30 days

**30. Ratings**

	<b>Fitch</b>	<b>S&amp;P</b>	<b>Moody's</b>	<b>DBRS</b>
<b>Notes - current ratings</b>				
Class A	AAA	N/A	Aaa	N/A
Class B	N/A	N/A	N/A	N/A

		<b>Fitch</b>	<b>S&amp;P</b>	<b>Moody's</b>	<b>DBRS</b>	<b>Trigger Breached</b>	
<b>Transaction Parties - current ratings</b>							
	BMW AG						
		long term	N/A	A	A2	A high	no
		short term	N/A	A-1	P-1	N/A	no
<b>Issuer Account Bank:</b>	The Bank of New York Mellon	long term	AA+	N/A	Aa1	N/A	no
		short term	F1+	N/A	P-1	N/A	no
<b>Swap Provider:</b>	Skandinaviska Enskilda Banken AB	long term	AA	N/A	Aa3	N/A	no
		short term	F1+	N/A	P-1	N/A	no

		<b>Fitch</b>	<b>S&amp;P</b>	<b>Moody's</b>	<b>DBRS</b>	
<b>Transaction Parties - required ratings</b>						
	BMW AG					
		long term	BBB	N/A	Baa1	N/A
		short term	F2	N/A	P-2	N/A
<b>Issuer Account Bank:</b>	The Bank of New York Mellon	long term	A	N/A	A2	N/A
		short term	F1	N/A	P-1	N/A
<b>Swap Provider:</b>	Skandinaviska Enskilda Banken AB	long term	A	N/A	Baa1	N/A
		short term	F1	N/A	N/A	N/A

**Compartment German Auto Loans 9**  
**Monthly Investor Report**

Reporting Date:	May 11, 2022
Payment Date:	May 20, 2022
Period No.:	29
Monthly Period:	Apr, 2022
Interest Period:	Apr 20, 2022 to May 20, 2022 = 30 days

**31. Swap Counterparty Data**

<b>Swap Counterparty Data</b>	
Swap counterparty provider	Skandinaviska Enskilda Banken AB (publ)
Swap termination event	No

<b>Swap Data</b>	
Swap type	Fixed floating interest rate swap
Notional amount (in EUR)	267,313,961.99
Fixed rate (in %)	-0.4440
Floating rate (Euribor in %)	-0.5470
Net swap payments (in EUR) (- from SPV / + to SPV)	-22,944.44