

**BMW
GROUP**



ROLLS-ROYCE
MOTOR CARS LTD

Bavarian Sky S.A., Compartment German Auto Loans 9

Monthly Investor Report - August 2021

Compartment German Auto Loans 9

Monthly Investor Report

Reporting Date:	Sept 09, 2021
Payment Date:	Sept 20, 2021
Period No.:	21
Monthly Period:	Aug, 2021
Interest Period:	Aug 20, 2021 to Sept 20, 2021 = 31 days

Index

1. Contact Information
2. Reporting Contact Details
3. Counterparty History & Noteworthy Transaction Events
4. Overview Dates
5. Portfolio Information
6. Reserves
7. Performance Data
8. Defaulted Amount & Recovery Amount
9. Defaulted Amount & Recovery Amount - Loan Level Data
10. Outstanding Note Balance
11. Original Principal Balance
12. Aggregate Principal Balance
13. Aggregate Outstanding Principal Balance
14. Down Payments
15. Borrower Concentration
16. Geographical Distribution
17. Car Type & Customer Group
18. Delinquencies
19. Seasoning
20. Remaining Term
21. Original Term
22. Vehicle Class
23. Payment Type
24. Interest Rates
25. Credit Type
26. Contracts per Customer
27. Amortisation
28. Priority of Payments
29. Transaction Costs
30. Ratings
31. Swap Counterparty Data

Compartment German Auto Loans 9

Monthly Investor Report

Reporting Date:	Sept 09, 2021
Payment Date:	Sept 20, 2021
Period No.:	21
Monthly Period:	Aug, 2021
Interest Period:	Aug 20, 2021 to Sept 20, 2021 = 31 days

1. Contact Information

Transaction Parties

Issuer: **Bavarian Sky S.A.**
Acting in respect of its Compartment German Auto Loans 9
287-289 route d'Arlon
L-1150 Luxembourg
Luxembourg
Attn.: The Directors
LU-BavarianSky@intertrustgroup.com
+352 26 56 31 71

Corporate Administrator: **Intertrust (Luxembourg) S.à r.l.**
6, Rue Eugène Ruppert
L-2453 Luxembourg
Luxembourg
Attn.: BUO - Capital Markets
LU-BavarianSky@intertrustgroup.com
+352 26 44 91

Originator/Servicer: **BMW Bank GmbH**
Lilienthalallee 26
80939 Munich
Germany
Attn.: ABS Servicing Team
abs.bmwgroup@bmw.de

Compartment German Auto Loans 9
Monthly Investor Report

Reporting Date:	Sept 09, 2021
Payment Date:	Sept 20, 2021
Period No.:	21
Monthly Period:	Aug, 2021
Interest Period:	Aug 20, 2021 to Sept 20, 2021 = 31 days

1. Contact Information**Transaction Parties****Calculation Agent/Paying Agent/****The Bank of New York Mellon**

One Canada Square
E14 5AL London
United Kingdom
Attn.: Corporate Trust Administration
BNYM.Structured.Finance.Team.8@bnymellon.com

Trustee:**BNY MELLON CORPORATE TRUSTEE SERVICES LIMITED**

One Canada Square
E14 5AL London
United Kingdom
Attn.: Corporate Trust Administration
BNYM.Structured.Finance.Team.2@bnymellon.com

Issuer Account Bank:**The Bank of New York Mellon**

Friedrich-Ebert-Anlage 49, Messeturm
60327 Frankfurt am Main
Germany
Attn.: Corporate Trust Administration
BNYM.Structured.Finance.Team.8@bnymellon.com

Compartment German Auto Loans 9

Monthly Investor Report

Reporting Date:	Sept 09, 2021
Payment Date:	Sept 20, 2021
Period No.:	21
Monthly Period:	Aug, 2021
Interest Period:	Aug 20, 2021 to Sept 20, 2021 = 31 days

1. Contact Information

Transaction Parties

Data Trustee:

The Bank of New York Mellon
Friedrich-Ebert-Anlage 46, Messeturm
60327 Frankfurt am Main
Germany
Attn.: Corporate Trust Administration
BNYM.Structured.Finance.Team.8@bnymellon.com

Swap Counterparty:

Skandinaviska Enskilda Banken AB
Kungsträdgårdsgatan 8
SE-106 40 Stockholm
Sweden
peter.frank@seb.de / ABSGermany@seb.de

Rating Agencies:

Fitch Ratings Ltd
30 North Colonnade, Canary Wharf
E14 5GN London
United Kingdom
ABSsurveillance@fitchratings.com

MOODY'S INVESTORS SERVICE ESPAÑA SA
Principe de Vergara, 131 - 6 floor
28002 Madrid
Spain
monitor.abs@moodys.com

**Compartment German Auto Loans 9**
Monthly Investor Report

Reporting Date:	Sept 09, 2021
Payment Date:	Sept 20, 2021
Period No.:	21
Monthly Period:	Aug, 2021
Interest Period:	Aug 20, 2021 to Sept 20, 2021 = 31 days

2. Reporting Contact Details**Contact for Servicer Report (Portfolio related information in Investor Report)****Contact for Investor Reporting:****BMW Bank GmbH**

Lilienthalallee 26
80939 Munich
Germany
Attn.: ABS Servicing Team
abs.bmwgroup@bmw.de

Calculation Agent:**The Bank of New York Mellon**

One Canada Square
E14 5AL London
United Kingdom
Attn. Corporate Trust Administration
BNYM.Structured.Finance.Team.8@bnymellon.com



Compartment German Auto Loans 9

Monthly Investor Report

Reporting Date:	Sept 09, 2021
Payment Date:	Sept 20, 2021
Period No.:	21
Monthly Period:	Aug, 2021
Interest Period:	Aug 20, 2021 to Sept 20, 2021 = 31 days

3. Counterparty History & Notheworthy Transaction Events

Counterparty History (to be added if applicable)

None.

Noteworthy Transaction Events (to be added if applicable)

On 9 September 2021, the Court of Justice of the European Union (CJEU) published a ruling on the interpretation of the Consumer Credit Directive (Directive 2008/48/EC). BMW Bank is in the process of analysing the ruling and its reasoning.

Compartment German Auto Loans 9
Monthly Investor Report

Reporting Date:	Sept 09, 2021
Payment Date:	Sept 20, 2021
Period No.:	21
Monthly Period:	Aug, 2021
Interest Period:	Aug 20, 2021 to Sept 20, 2021 = 31 days

4. Overview Dates

Initial Cut-Off Date:	30/11/2019		
Issue Date:	01/12/2019	Legal Maturity Date:	20/12/2026
Reporting Date	09/09/2021		
Investor Reporting Date	16/09/2021		
Interest Determination Date	18/08/2021		
Reporting Frequency:	monthly		
Monthly Period No. (since Issue Date):	21	(since Issue Date)	
Payment Date:	20/09/2021		
Next Payment Date	20/10/2021		
Monthly Period:	01/08/2021	until	31/08/2021

Compartment German Auto Loans 9
Monthly Investor Report

Reporting Date:	Sept 09, 2021
Payment Date:	Sept 20, 2021
Period No.:	21
Monthly Period:	Aug, 2021
Interest Period:	Aug 20, 2021 to Sept 20, 2021 = 31 days

5. Portfolio Information

	current period	prior period
Outstanding receivables (in EUR)	Aggregate outstanding principal balance	Aggregate outstanding principal balance
Beginning of period	548,211,624.11	566,012,194.02
Scheduled principal payments	9,864,688.02	9,891,895.05
Prepayment* principal	6,841,790.24	6,808,108.96
Prepayments* number of contracts	431	443
Repurchases* principal	620,009.39	1,021,653.47
Repurchases* number of contracts	38	56
Total principal collections	17,326,487.65	17,721,657.48
Total interest collections	1,429,448.63	1,481,641.40
Defaulted Amounts	148.293,72	237,571.08
Recoveries	142,090.90	158,658.65
Late Recoveries	71,013.45	17,562.51
End of Period	530,878,933.64	548,211,624.11
Current prepayment rate (annualised) in %	14.23	13.74

* Prepayments are defined as all contracts that are early settled by the borrower and repurchases are defined as all contracts that are repurchased due to modification of contract.

Compartment German Auto Loans 9
Monthly Investor Report

Reporting Date:	Sept 09, 2021
Payment Date:	Sept 20, 2021
Period No.:	21
Monthly Period:	Aug, 2021
Interest Period:	Aug 20, 2021 to Sept 20, 2021 = 31 days

6. Reserves
Aggregate outstanding notes balance

 Initial outstanding notes balance in EUR 965,200,000.00

Cash Reserve	in EUR
Outstanding cash reserve beginning of period	4,826,000.00
Interest on cash reserve - previous period	0.00
Required cash reserve	4,826,000.00
Outstanding cash reserve end of period	4,826,000.00

Triggers*								
Reserves	Current ratio	Trigger	Required Rating BMW AG				Trigger Breach	
			Fitch	S&P	Moody's	DBRS		
Commingling Reserve			Long Term	BBB	N/A	Baa1	N/A	no
			Short Term	F2	N/A	P-2	N/A	no

* Breach of one of these triggers in conjunction with any other event as set out in the Servicing Agreement and/or the Receivables Purchase Agreement will oblige BMW Bank GmbH to post additional cash collateral or change the sweep frequency (from the collections account to the issuer account) from monthly to daily. The Reserves will be adjusted on a monthly basis and shall be deposited in the Issuer Account and exclusively reserved to cover risks.

Commingling Reserve	in EUR
Outstanding Commingling Reserve end of period	0.00

Set-Off Risk (current ratio):	0,01%
--------------------------------------	--------------

Compartment German Auto Loans 9

Monthly Investor Report

Reporting Date:	Sept 09, 2021
Payment Date:	Sept 20, 2021
Period No.:	21
Monthly Period:	Aug, 2021
Interest Period:	Aug 20, 2021 to Sept 20, 2021 = 31 days

7. Performance Data

Aggregate outstanding notes balance

Beginning of period (in EUR)	513,796,971.12
End of period (in EUR)	495,138,525.92

Ratios

31- 60 days past due	(in EUR)	(in %)
31- 60 days past due period before previous period	451,459.47	0.08
31- 60 days past due previous period	593,647.13	0.11
31- 60 days past due current period	606,239.50	0.11

61- 90 days past due	(in EUR)	(in %)
61- 90 days past due period before previous period	235,219.99	0.04
61- 90 days past due previous period	181,323.92	0.03
61- 90 days past due current period	272,856.87	0.05

Cumulative net loss ratio	Current ratio
Cumulative net loss ratio (in %)	0.15

Performance data

Number of contracts being 31 - 60 days delinquent	35
Number of contracts being 61 - 90 days delinquent	16
Balance of contracts being 31 - 60 days delinquent (in EUR)	606,239.50
Balance of contracts being 61 - 90 days delinquent (in EUR)	272,856.87
Defaulted amounts (in EUR)	148,293.72
Cumulative defaulted amounts (in EUR)	3,331,307.51
Recoveries (in EUR)	142,090.90
Cumulative recoveries (in EUR)	1,885,075.19

Compartment German Auto Loans 9

Monthly Investor Report

Reporting Date:	Sept 09, 2021
Payment Date:	Sept 20, 2021
Period No.:	21
Monthly Period:	Aug, 2021
Interest Period:	Aug 20, 2021 to Sept 20, 2021 = 31 days

8. Defaulted Amount & Recovery Amount

(as at end of Monthly Period)

Collection Period	No. of Defaulted Agreements in Collection Period	Defaulted Amount in Collection Period (in EUR)	Cumulative Defaulted Amount since Initial Cut-Off Date (in EUR)	Cumulative Amount of Purchased Receivables (in EUR)	Cumulative Default Ratio (in %)	Recovery Amount in Collection Period (in EUR)	Cumulative Recoveries since Initial Cut-Off Date (in EUR)	Cumulative Net Losses (in EUR)	Cumulative Net Loss Ratio (in %)
Nov - 19	0	n/a	n/a	965,199,940.28	n/a	n/a	n/a	n/a	n/a
Dec - 19	3	12.34	12.34	965,199,940.28	0.00	0.00	0.00	12.34	0.00
Jan - 20	5	27.11	39.45	965,199,940.28	0.00	0.00	0.00	39.45	0.00
Feb - 20	6	27.85	67.30	965,199,940.28	0.00	0.00	0.00	67.30	0.00
Mar - 20	7	153,413.80	153,481.10	965,199,940.28	0.02	95,170.61	95,170.61	58,310.49	0.01
Apr - 20	12	175,996.04	329,477.14	965,199,940.28	0.03	100,323.67	195,494.28	133,982.86	0.01
May - 20	8	93,330.81	422,807.95	965,199,940.28	0.04	56,837.71	252,331.99	170,475.96	0.02
June - 20	10	118,427.77	541,235.72	965,199,940.28	0.06	73,759.34	326,091.33	215,144.39	0.02
July - 20	17	158,143.94	699,379.66	965,199,940.28	0.07	61,076.52	387,167.85	312,211.81	0.03
Aug - 20	11	162,443.95	861,823.61	965,199,940.28	0.09	90,753.07	477,920.92	383,902.69	0.04
Sept - 20	11	304,519.49	1,166,343.10	965,199,940.28	0.12	221,177.60	699,098.52	467,244.58	0.05
Oct - 20	12	159,724.95	1,326,068.05	965,199,940.28	0.14	90,774.67	789,873.19	536,194.86	0.06
Nov - 20	15	256,156.31	1,582,224.36	965,199,940.28	0.16	135,603.84	925,477.03	656,747.33	0.07
Dec - 20	11	227,543.13	1,809,767.49	965,199,940.28	0.19	143,488.83	1,068,965.86	740,801.63	0.08
Jan - 21	14	226,433.31	2,036,200.80	965,199,940.28	0.21	69,267.48	1,138,233.34	897,967.46	0.09
Feb - 21	12	54,392.68	2,090,593.48	965,199,940.28	0.22	40,822.83	1,179,056.17	911,537.31	0.09
Mar - 21	15	261,684.44	2,352,277.92	965,199,940.28	0.24	92,653.32	1,271,709.49	1,080,568.43	0.11
Apr - 21	20	296,240.56	2,648,518.48	965,199,940.28	0.27	170,444.56	1,442,154.05	1,206,364.43	0.12
May - 21	16	219,912.26	2,868,430.74	965,199,940.28	0.30	83,002.87	1,525,156.92	1,343,273.82	0.14
June - 21	12	77,011.97	2,945,442.71	965,199,940.28	0.31	59,168.72	1,584,325.64	1,361,117.07	0.14
July - 21	21	237,571.08	3,183,013.79	965,199,940.28	0.33	158,658.65	1,742,984.29	1,440,029.50	0.15
Aug - 21	14	148,293.72	3,331,307.51	965,199,940.28	0.35	142,090.90	1,885,075.19	1,446,232.32	0.15

Compartment German Auto Loans 9

Monthly Investor Report

Reporting Date: Sept 09, 2021
 Payment Date: Sept 20, 2021
 Period No.: 21
 Monthly Period: Aug, 2021
 Interest Period: Aug 20, 2021 to Sept 20, 2021
 = 31 days

9. Defaulted Amount & Recovery Amount - Loan Level Data

Applicable only if loans have defaulted. Does not include defaulted amounts less than 10 EUR.

	Month / Year of Default	Month / Year of Loan Origination	Initial Principal Balance (in EUR)	Principal Balance of Loan at Default (in EUR)	Recovery Total (in EUR)	Principal Balance End of Period (in EUR)	Object Type (new / used)	Vehicle Series	Customer Type (private / commercial)	Out of Deal (Month / Year)
1	Mar - 20	Sept - 19	32.175.10	32.175.10	22.414.50	9.760.60	Used	X1 Series	Private	
2	Mav - 20	Sept - 19	58.060.18	56.889.63	31.314.84	25.574.79	New	X5 Series	Commercial	
3	June - 20	Julv - 19	36.448.71	36.058.57	22.808.36	13.250.21	Used	Non BMW Group (incl. Motorcycles)	Commercial	
4	June - 20	Aua - 19	29.280.83	29.008.14	19.842.04	9.166.10	Used	2 Series	Private	
5	June - 20	Feb - 19	14.826.89	14.826.89	9.699.72	5.127.17	Used	1 Series	Commercial	
6	Julv - 20	Feb - 19	58.989.71	58.989.71	0.00	59.166.68	Used	Non BMW Group (incl. Motorcycles)	Private	
7	Julv - 20	Mav - 19	48.723.23	48.697.23	30.400.59	18.296.64	New	X4 Series	Commercial	
8	Julv - 20	Aua - 19	13.075.95	12.874.98	5.937.03	6.937.95	Used	X1 Series	Commercial	
9	Aua - 20	Sept - 19	22.767.62	20.895.84	20.895.84	0.00	Used	3 Series	Private	
10	Aua - 20	Mar - 19	43.693.37	43.693.37	0.00	43.693.37	Used	5 Series	Commercial	
11	Aua - 20	Aar - 19	44.042.01	43.541.00	34.374.56	9.166.44	New	Z Series	Commercial	
12	Sept - 20	Mar - 19	89.495.64	85.137.29	46.081.12	39.056.17	Used	7 Series	Commercial	
13	Sept - 20	Julv - 19	23.401.77	5.776.68	5.776.68	0.00	Used	3 Series	Private	
14	Sept - 20	Julv - 19	13.234.09	10.500.96	10.500.96	0.00	Used	2 Series	Commercial	
15	Sept - 20	Sept - 19	82.802.13	79.940.70	65.886.99	14.053.71	New	8 Series	Commercial	
16	Oct - 20	Julv - 19	5.280.68	4.494.82	4.494.82	0.00	Used	Non BMW Group (incl. Motorcycles)	Private	
17	Oct - 20	Aar - 19	16.709.18	15.137.60	13.795.14	1.342.46	Used	1 Series	Commercial	
18	Oct - 20	Julv - 19	27.386.65	4.655.63	0.00	4.655.63	New	1 Series	Private	
19	Oct - 20	Aua - 19	33.958.13	17.385.88	17.385.88	0.00	New	3 Series	Private	
20	Nov - 20	Aua - 19	13.081.40	11.658.76	11.658.76	0.00	Used	Z Series	Private	
21	Nov - 20	Mar - 19	83.748.84	79.398.76	79.398.76	0.00	New	X5 Series	Private	
22	Nov - 20	Sept - 19	4.843.57	3.130.94	3.130.94	0.00	Used	5 Series	Commercial	
23	Nov - 20	Aua - 19	43.057.67	40.142.81	34.779.51	5.363.30	New	Z Series	Private	
24	Nov - 20	Mar - 19	29.496.03	26.116.80	20.683.32	5.433.48	Used	Z Series	Commercial	
25	Nov - 20	Aar - 19	40.306.53	35.478.03	24.412.05	11.122.79	Used	X5 Series	Commercial	
26	Dec - 20	Aua - 19	67.200.76	66.143.67	0.00	66.143.67	New	5 Series	Commercial	
27	Dec - 20	Aar - 19	21.826.30	20.852.26	14.519.29	6.332.97	Used	2 Series	Private	
28	Dec - 20	Sept - 19	42.203.90	38.089.88	29.741.38	8.348.50	Used	X6 Series	Commercial	
29	Jan - 21	Feb - 19	22.509.18	21.650.83	10.963.30	10.687.53	Used	5 Series	Commercial	
30	Jan - 21	Aar - 19	46.154.83	40.118.96	2.412.62	37.706.34	New	2 Series	Private	
31	Jan - 21	Aua - 19	25.378.58	24.398.11	0.00	24.398.11	Used	3 Series	Private	
32	Jan - 21	Sept - 19	34.809.52	33.124.18	14.267.97	18.856.21	New	2 Series	Commercial	
33	Jan - 21	Aua - 19	46.478.82	44.164.58	22.227.67	21.936.91	New	3 Series	Commercial	
34	Jan - 21	June - 19	6.623.64	5.917.47	0.00	5.917.47	Used	1 Series	Private	
35	Jan - 21	Sept - 19	57.208.17	51.455.14	45.965.40	5.489.74	New	2 Series	Commercial	
36	Feb - 21	Aua - 19	15.821.81	2.367.93	2.367.93	0.00	Used	1 Series	Private	
37	Feb - 21	Aua - 19	13.305.89	11.652.68	9.183.80	2.468.88	Used	X1 Series	Commercial	

Compartment German Auto Loans 9

Monthly Investor Report

Reporting Date:	Sept 09, 2021
Payment Date:	Sept 20, 2021
Period No.:	21
Monthly Period:	Aug, 2021
Interest Period:	Aug 20, 2021 to Sept 20, 2021 = 31 days

9. Defaulted Amount & Recovery Amount - Loan Level Data

Applicable only if loans have defaulted. Does not include defaulted amounts less than 10 EUR.

	Month / Year of Default	Month / Year of Loan Origination	Initial Principal Balance (in EUR)	Principal Balance of Loan at Default (in EUR)	Recovery Total (in EUR)	Principal Balance End of Period (in EUR)	Object Type (new / used)	Vehicle Series	Customer Type (private / commercial)	Out of Deal (Month / Year)
38	Feb - 21	June - 19	14,198.10	12,854.80	10,731.53	2,123.27	New	MINI	Private	
39	Mar - 21	Aug - 19	24,424.84	21,651.38	12,874.93	8,776.45	Used	X4 Series	Commercial	
40	Mar - 21	Aug - 19	15,543.59	14,097.10	10,467.05	3,673.13	Used	Non BMW Group (incl. Motorcycles)	Commercial	
41	Mar - 21	Mar - 19	11,597.42	7,199.12	2,845.92	4,353.20	Used	5 Series	Private	
42	Mar - 21	Jan - 19	55,330.88	47,918.12	21,675.89	26,242.23	Used	Non BMW Group (incl. Motorcycles)	Commercial	
43	Mar - 21	Feb - 19	93,330.49	87,721.57	60,879.63	26,841.94	New	Non BMW Group (incl. Motorcycles)	Commercial	
44	Mar - 21	Sept - 19	9,856.76	5,485.42	5,485.42	0.00	Used	1 Series	Private	
45	Apr - 21	Julv - 19	34,788.75	31,305.78	24,247.50	7,058.28	Used	X5 Series	Commercial	
46	Apr - 21	Apr - 19	19,260.34	16,963.93	211.13	16,752.80	Used	5 Series	Private	
47	Apr - 21	Julv - 19	29,584.05	27,773.40	26,400.00	1,373.40	New	X2 Series	Private	
48	Apr - 21	June - 19	20,390.96	18,954.26	0.00	18,954.26	Used	Non BMW Group (incl. Motorcycles)	Private	
49	Apr - 21	Mav - 19	31,865.87	26,680.33	21,633.00	5,047.33	Used	4 Series	Private	
50	Apr - 21	Sept - 19	11,443.46	8,673.71	7,384.75	1,288.96	Used	2 Series	Private	
51	Apr - 21	Sept - 19	36,503.69	31,043.07	13,972.04	17,071.03	New	2 Series	Commercial	
52	Apr - 21	Aug - 19	26,465.38	21,699.57	1,215.00	20,484.57	Used	7 Series	Private	
53	Apr - 21	Apr - 19	69,590.00	63,256.22	37,815.13	25,441.09	New	X6 Series	Commercial	
54	Mav - 21	Feb - 19	12,848.17	11,539.54	6,916.27	4,623.27	Used	MINI	Commercial	
55	Mav - 21	Mav - 19	35,004.68	28,611.52	17,095.30	11,806.71	Used	X1 Series	Commercial	
56	Mav - 21	Aug - 19	15,409.14	14,221.82	5,940.56	8,281.26	Used	5 Series	Private	
57	Mav - 21	Julv - 19	14,861.80	11,192.56	0.00	11,192.56	Used	1 Series	Private	
58	Mav - 21	Sept - 19	39,948.01	17,817.44	-127.94	17,945.38	New	X3 Series	Commercial	
59	Mav - 21	Mar - 19	33,519.75	13,101.57	-113.45	13,215.02	New	X1 Series	Commercial	
60	Mav - 21	Mar - 19	27,300.11	23,321.92	1,245.44	22,076.48	Used	7 Series	Private	
61	Mav - 21	Sept - 19	66,895.58	45,983.65	6,000.00	39,983.65	New	4 Series	Commercial	
62	Mav - 21	Mar - 19	19,017.36	5,770.09	1,840.55	3,929.54	Used	X1 Series	Commercial	
63	Mav - 21	Mav - 19	28,906.72	23,592.17	23,592.17	0.00	Used	5 Series	Commercial	
64	June - 21	Mav - 19	13,009.54	11,589.61	11,589.61	0.00	New	1 Series	Private	
65	June - 21	Feb - 19	14,962.58	12,866.81	8,599.97	4,266.84	Used	5 Series	Private	
66	June - 21	Mav - 19	28,010.53	24,678.15	13,865.55	10,812.60	New	X1 Series	Commercial	
67	June - 21	Julv - 19	20,765.47	18,626.75	15,998.09	2,628.66	New	MINI	Commercial	
68	Julv - 21	Sept - 19	18,466.63	16,148.71	8,767.72	7,380.99	New	Non BMW Group (incl. Motorcycles)	Commercial	
69	Julv - 21	Mar - 19	35,258.64	29,010.61	17,541.62	11,468.99	Used	X4 Series	Commercial	
70	Julv - 21	Sept - 19	43,227.90	36,600.22	29,307.33	7,292.89	Used	X5 Series	Commercial	
71	Julv - 21	Apr - 19	26,916.85	23,731.31	23,731.31	0.00	Used	5 Series	Private	
72	Julv - 21	Mar - 19	12,686.40	10,306.77	8,100.00	2,206.77	Used	MINI	Private	
73	Julv - 21	Mar - 19	113,668.34	97,238.45	55,042.02	42,196.43	New	8 Series	Commercial	
74	Julv - 21	Aug - 19	8,965.82	7,804.20	-352.23	8,156.43	Used	Other BMW Group	Private	

Compartment German Auto Loans 9

Monthly Investor Report

Reporting Date: Sept 09, 2021
 Payment Date: Sept 20, 2021
 Period No.: 21
 Monthly Period: Aug, 2021
 Interest Period: Aug 20, 2021 to Sept 20, 2021
 = 31 days

9. Defaulted Amount & Recovery Amount - Loan Level Data

Applicable only if loans have defaulted. Does not include defaulted amounts less than 10 EUR.

	Month / Year of Default	Month / Year of Loan Origination	Initial Principal Balance (in EUR)	Principal Balance of Loan at Default (in EUR)	Recovery Total (in EUR)	Principal Balance End of Period (in EUR)	Object Type (new / used)	Vehicle Series	Customer Type (private / commercial)	Out of Deal (Month / Year)
75	Aua - 21	Julv - 19	19.254.68	12.192.08	12.192.08	0.00	Used	2 Series	Private	
76	Aua - 21	Mav - 19	52.679.69	42.247.86	36.100.00	6.147.86	New	X6 Series	Commercial	
77	Aua - 21	Apr - 19	11.933.06	9.972.69	9.972.69	0.00	Used	1 Series	Private	
78	Aua - 21	Mar - 19	14.851.66	13.933.14	13.933.14	0.00	New	2 Series	Private	
79	Mar - 20	Julv - 19	121.205.04	121.205.04	72.663.64	48.541.40	New	7 Series	Commercial	June - 20
80	Apr - 20	June - 19	40.510.75	40.510.75	23.133.40	17.377.35	Used	6 Series	Commercial	June - 20
81	Apr - 20	June - 19	21.050.74	20.419.23	14.186.39	6.232.84	Used	1 Series	Private	July - 20
82	Mav - 20	Mar - 19	36.893.14	36.111.62	27.506.46	8.605.16	New	X1 Series	Private	Aug - 20
83	Aua - 20	Mar - 19	28.821.23	1.257.04	532.55	724.49	Used	X3 Series	Commercial	Aug - 20
84	June - 20	Aua - 19	36.524.43	36.197.09	20.755.01	15.442.08	Used	X5 Series	Commercial	Sept - 20
85	Julv - 20	June - 19	34.397.12	33.113.60	22.548.80	10.564.80	Used	X3 Series	Private	Oct - 20
86	Aua - 20	Mav - 19	24.414.97	23.615.16	15.400.11	8.215.05	Used	4 Series	Commercial	Oct - 20
87	Aua - 20	Mav - 19	27.796.57	26.883.56	23.186.91	3.696.65	Used	X4 Series	Commercial	Nov - 20
88	Sept - 20	Mav - 19	46.648.95	41.086.12	36.530.06	4.556.06	New	X5 Series	Commercial	Nov - 20
89	Sept - 20	Mar - 19	16.613.12	14.236.01	12.784.24	1.451.77	Used	X1 Series	Commercial	Dec - 20
90	Sept - 20	Aua - 19	66.528.08	65.485.30	56.864.55	8.620.75	New	7 Series	Commercial	Dec - 20
91	Oct - 20	Mav - 19	64.893.84	62.188.11	36.149.26	26.038.85	Used	X6 Series	Commercial	Dec - 20
92	Oct - 20	Mav - 19	46.113.15	45.413.19	40.141.22	5.271.97	New	X3 Series	Private	Dec - 20
93	Apr - 20	Mar - 19	118.026.91	115.010.49	76.996.71	38.013.78	New	8 Series	Private	Feb - 21
94	Nov - 20	Aua - 19	13.937.36	6.447.26	2.399.69	4.047.57	Used	3 Series	Private	Feb - 21
95	Nov - 20	Julv - 19	14.098.80	13.133.19	7.770.69	5.362.50	Used	1 Series	Private	Feb - 21
96	Feb - 21	Jan - 19	10.650.71	1.198.45	396.98	801.47	Used	Non BMW Group (incl. Motorcycles)	Private	Feb - 21
97	Dec - 20	Aua - 19	16.244.75	14.218.63	13.515.46	703.17	Used	1 Series	Private	Mar - 21
98	Feb - 21	Mav - 19	19.938.51	18.459.15	13.642.85	4.816.30	Used	4 Series	Commercial	June - 21
99	Mar - 21	Julv - 19	17.400.75	15.486.20	9.064.27	6.421.93	Used	MINI	Commercial	June - 21
100	Mar - 21	Mav - 19	34.901.91	32.516.93	26.749.39	5.767.54	New	X1 Series	Private	June - 21
101	Apr - 21	June - 19	16.203.31	14.948.02	12.863.26	2.084.76	Used	2 Series	Private	June - 21
102	Apr - 21	Mav - 19	16.198.62	13.085.34	11.287.20	1.798.14	Used	MINI	Private	June - 21
103	Nov - 20	Aua - 19	36.224.37	33.038.32	27.587.81	5.450.51	New	1 Series	Commercial	July - 21
104	Apr - 21	Feb - 19	23.241.81	19.496.67	15.574.39	3.985.12	Used	X3 Series	Commercial	July - 21

Compartment German Auto Loans 9
Monthly Investor Report

Reporting Date:	Sept 09, 2021
Payment Date:	Sept 20, 2021
Period No.:	21
Monthly Period:	Aug, 2021
Interest Period:	Aug 20, 2021 to Sept 20, 2021 = 31 days

10. Outstanding Note Balance

1. Note Balance	All Notes	Class A	Class B
Initial Note Information			
ISIN code		XS2074662805	XS2074667192
Currency		EUR	EUR
Legal final maturity		Dec 2026	Dec 2026
Rating (Fitch Moody's S&P DBRS)		AAA Aaa N/A N/A	N/A
Initial notes aggregate principal outstanding balance in EUR	965,200,000.00	900,000,000.00	65,200,000.00
Nominal amount per note in EUR		100,000.00	100,000.00
Initial number of notes per class in EUR		9,000	652
Current Note Information			
Notes aggregate principal outstanding balance in EUR - BoP	513,796,971.12	448,596,971.12	65,200,000.00
Available distribution amount in EUR	23,652,949.73		
Redemption per class in EUR		18,658,445.20	0,00
Redemption per note in EUR		2,073.16	0.00
Notes aggregate principal outstanding balance in EUR - EoP	495,138,525.92	429,938,525.92	65,200,000.00
Current pool factor		0.48	1.00
2. Payments to Investor per Note			
		Class A	Class B
Interest Type		Floating Rate	Fixed Rate
Reference Rate		1M_EURIBOR	NONE
Actual Interest Rate		-0.558%	NONE
Spread		0.700%	NONE
Coupon		0.142%	1.000%
Day count fraction		Actual/360	Actual/360
Interest days		31 days	31 days
Principal outstanding per note in EUR - BoP		49,844.11	100,000.00
Principal repayment per note in EUR		2,073.16	0.00
Principal outstanding per note in EUR - EoP		47,770.95	100,000.00
Interest payment per Note in EUR		6.09	86.11

Compartment German Auto Loans 9

Monthly Investor Report

Reporting Date:	Sept 09, 2021
Payment Date:	Sept 20, 2021
Period No.:	21
Monthly Period:	Aug, 2021
Interest Period:	Aug 20, 2021 to Sept 20, 2021 = 31 days

10. Outstanding Note Balance

3. Credit Enhancement	Initial Period (in EUR)	Initial CE (in %)	Current Period (in EUR)	Current CE (in %)
Class A	900,000,000.00	7.26	429,938,525.92	19.92
Class B	65,200,000.00	0.50	65,200,000.00	7.64
Cash Reserve (+ Overcollateralisation)	4,826,000.00	0.00	40,566,407.72	0.00

BMW Bank GmbH complies with the retention requirement of a material net economic interest in accordance with article 6 of the Securitisation Regulation. A minimum of 5.0% of the net economic interest will be retained on an ongoing basis in form of retention of the Class B Notes and Subordinated Loan.

4. Clean-Up Call Option

If the aggregate outstanding principal balance has been reduced to less than 10% of the aggregate outstanding principal balance at the Issue Date, the seller will have the option under the receivables purchase Agreement to acquire all outstanding purchased receivables.

Aggregate outstanding principal balance at end of period (in EUR)	530,878,933.64
Clean-Up option exercisable	No

Compartment German Auto Loans 9

Monthly Investor Report

Reporting Date:	Sept 09, 2021
Payment Date:	Sept 20, 2021
Period No.:	21
Monthly Period:	Aug, 2021
Interest Period:	Aug 20, 2021 to Sept 20, 2021 = 31 days

11. Original Principal Balance

Initial Portfolio as of origination of contract

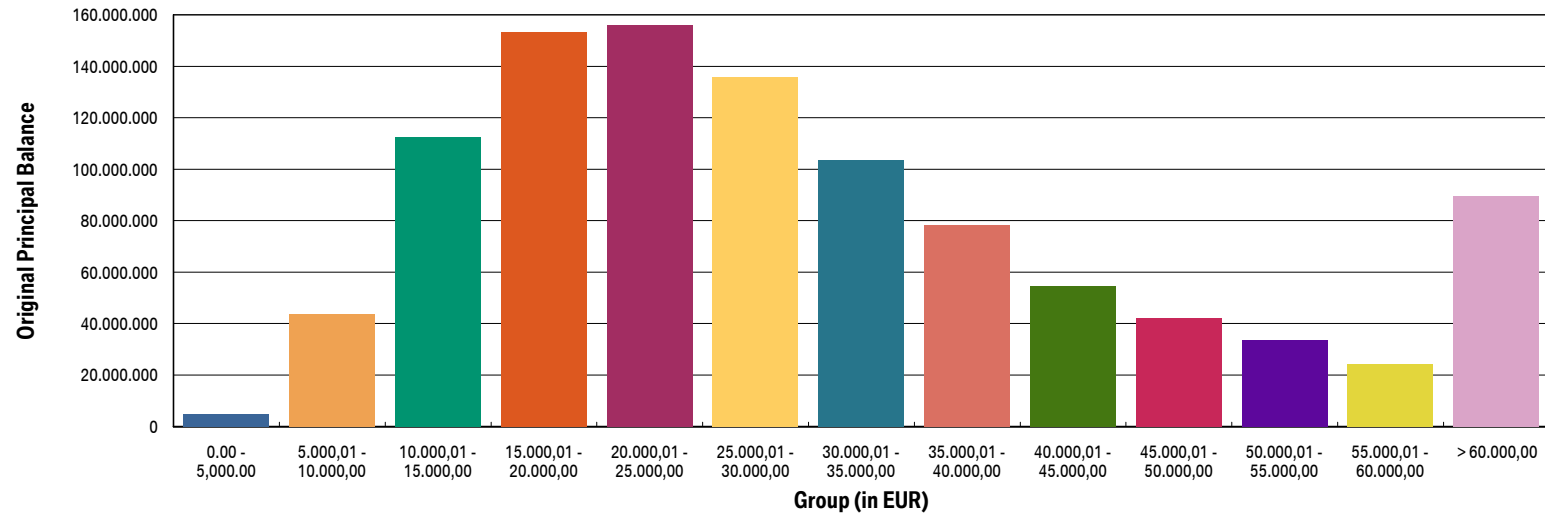
Group (in EUR) (by Original Principal Balance)	Original principal balance (in EUR)	Original Principal Balance (in % of total)	Number of Contracts	Number of Contracts (in % of total)
0.00 - 5.000,00	4,619,930.55	0.45	1,211	2.64
5.000,01 - 10.000,00	43,522,828.41	4.22	5,455	11.88
10.000,01 - 15.000,00	112,558,915.84	10.90	8,904	19.39
15.000,01 - 20.000,00	153,060,506.35	14.83	8,741	19.04
20.000,01 - 25.000,00	156,207,369.99	15.13	6,958	15.16
25.000,01 - 30.000,00	135,917,591.77	13.17	4,960	10.80
30.000,01 - 35.000,00	103,716,870.02	10.05	3,200	6.97
35.000,01 - 40.000,00	78,299,123.37	7.58	2,092	4.56
40.000,01 - 45.000,00	54,590,920.75	5.29	1,288	2.81
45.000,01 - 50.000,00	42,243,909.68	4.09	889	1.94
50.000,01 - 55.000,00	33,778,657.08	3.27	646	1.41
55.000,01 - 60.000,00	24,203,801.68	2.34	422	0.92
> 60.000,00	89,609,850.28	8.68	1,143	2.49
Total	1,032,330,275.77	100.00	45,909	100.00

Average:	22,486.45
Min:	990.00
Max:	351,050.00

Compartment German Auto Loans 9
Monthly Investor Report

Reporting Date: Sept 09, 2021
 Payment Date: Sept 20, 2021
 Period No.: 21
 Monthly Period: Aug, 2021
 Interest Period: Aug 20, 2021 to Sept 20, 2021
 = 31 days

11a. Original Principal Balance (graph)



Compartment German Auto Loans 9

Monthly Investor Report

Reporting Date:	Sept 09, 2021
Payment Date:	Sept 20, 2021
Period No.:	21
Monthly Period:	Aug, 2021
Interest Period:	Aug 20, 2021 to Sept 20, 2021 = 31 days

12. Aggregate Principal Balance

Initial Portfolio

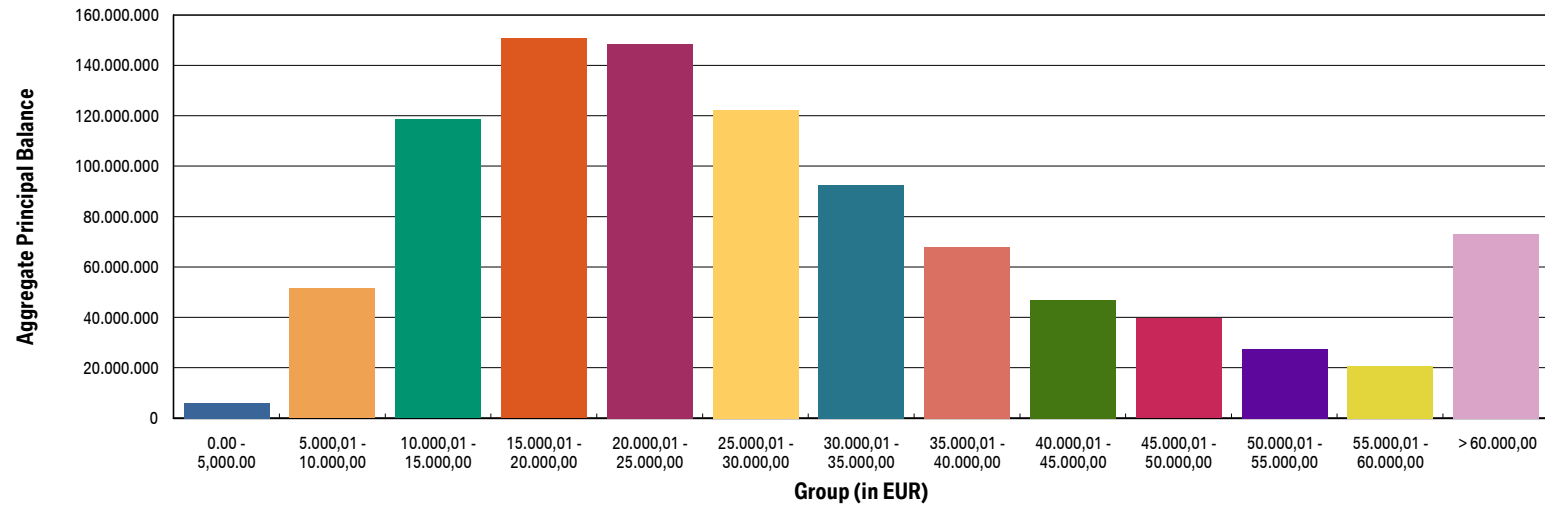
Group (in EUR)	Aggregate Principal Balance (in EUR)	Aggregate Principal Balance (in % of total)	Number of Contracts	Number of Contracts (in % of total)
0.00 - 5,000.00	6,133,915.66	0.64	1,728	3.76
5.000,01 - 10.000,00	51,397,969.90	5.33	6,550	14.27
10.000,01 - 15.000,00	118,451,917.49	12.27	9,433	20.55
15.000,01 - 20.000,00	150,668,214.60	15.61	8,638	18.82
20.000,01 - 25.000,00	148,504,041.35	15.39	6,638	14.46
25.000,01 - 30.000,00	122,241,564.37	12.66	4,476	9.75
30.000,01 - 35.000,00	92,404,320.21	9.57	2,861	6.23
35.000,01 - 40.000,00	67,922,440.28	7.04	1,823	3.97
40.000,01 - 45.000,00	46,859,222.65	4.85	1,107	2.41
45.000,01 - 50.000,00	39,481,836.57	4.09	834	1.82
50.000,01 - 55.000,00	27,349,188.33	2.83	523	1.14
55.000,01 - 60.000,00	20,646,761.81	2.14	360	0.78
> 60.000,00	73,138,547.06	7.58	938	2.04
Total	965,199,940.28	100.00	45,909	100.00

Average:	21,024.20
Min:	510.98
Max:	341,920.07

Compartment German Auto Loans 9
Monthly Investor Report

Reporting Date:	Sept 09, 2021
Payment Date:	Sept 20, 2021
Period No.:	21
Monthly Period:	Aug, 2021
Interest Period:	Aug 20, 2021 to Sept 20, 2021 = 31 days

12a. Aggregate Principal Balance (graph)



Compartment German Auto Loans 9
Monthly Investor Report

Reporting Date:	Sept 09, 2021
Payment Date:	Sept 20, 2021
Period No.:	21
Monthly Period:	Aug, 2021
Interest Period:	Aug 20, 2021 to Sept 20, 2021 = 31 days

13. Aggregate Outstanding Principal Balance

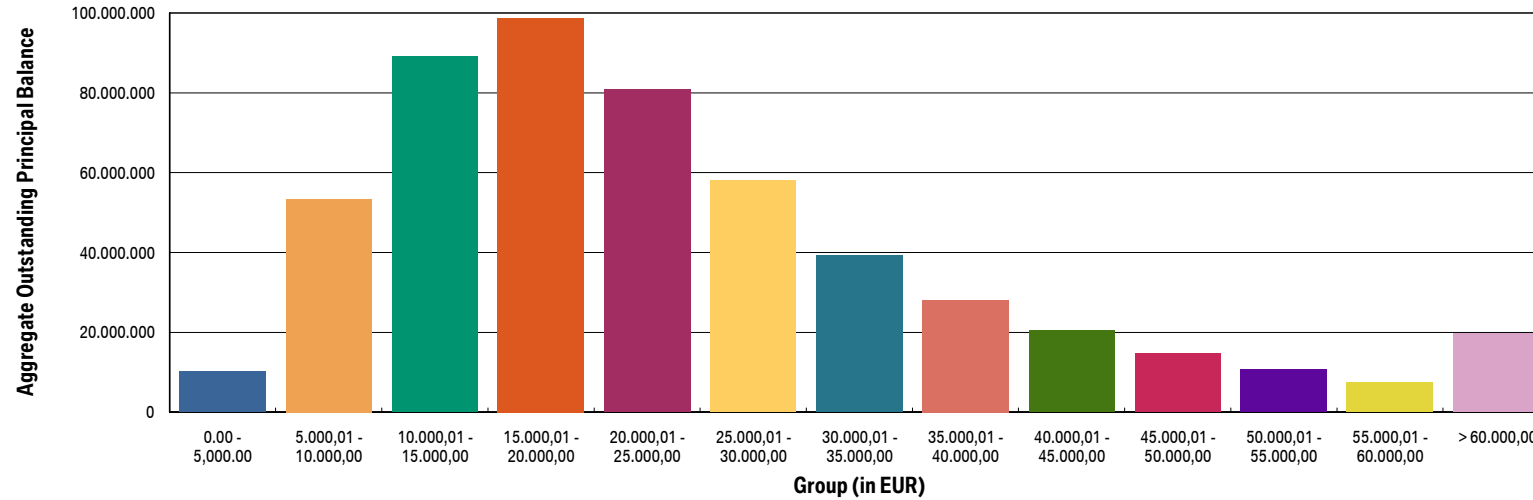
Portfolio as of: Aug 31, 2021

Group (in EUR)	Aggregate Outstanding Principal Balance (in EUR)	Aggregate Outstanding Principal Balance (in % of total)	Number of Contracts	Number of Contracts (in % of total)
0.00 - 5,000.00	10,245,753.72	1.93	5,087	14.92
5.000,01 - 10.000,00	53,395,655.15	10.06	7,004	20.55
10.000,01 - 15.000,00	89,156,917.18	16.79	7,175	21.05
15.000,01 - 20.000,00	98,756,668.46	18.60	5,700	16.72
20.000,01 - 25.000,00	80,926,175.11	15.24	3,633	10.66
25.000,01 - 30.000,00	57,958,566.50	10.92	2,124	6.23
30.000,01 - 35.000,00	39,199,921.34	7.38	1,216	3.57
35.000,01 - 40.000,00	28,125,760.53	5.30	754	2.21
40.000,01 - 45.000,00	20,506,012.44	3.86	485	1.42
45.000,01 - 50.000,00	14,707,009.88	2.77	311	0.91
50.000,01 - 55.000,00	10,663,612.75	2.01	204	0.60
55.000,01 - 60.000,00	7,553,986.54	1.42	131	0.38
> 60.000,00	19,682,894.04	3.71	266	0.78
Total	530,878,933.64	100.00	34,090	100.00
WA:	15,572.86			
Min:	0.00			
Max:	274,795.59			

Compartment German Auto Loans 9
Monthly Investor Report

Reporting Date:	Sept 09, 2021
Payment Date:	Sept 20, 2021
Period No.:	21
Monthly Period:	Aug, 2021
Interest Period:	Aug 20, 2021 to Sept 20, 2021 = 31 days

13a. Aggregate Outstanding Principal Balance (graph)



Compartment German Auto Loans 9
Monthly Investor Report

Reporting Date: Sept 09, 2021
 Payment Date: Sept 20, 2021
 Period No.: 21
 Monthly Period: Aug, 2021
 Interest Period: Aug 20, 2021 to Sept 20, 2021
 = 31 days

14. Down Payments

Portfolio as of: Aug 31, 2021

Down Payment	Aggregate Outstanding Principal Balance (in EUR)	Aggregate Outstanding Principal Balance (in % of total)	Number of Contracts	Number of Contracts (in % of total)	Down Payment/ Purchase Price (in %)
No Down Payment	111,796,398.04	21.06	7,138	20.94	0.00
<=1000	9,476,572.01	1.79	784	2.30	4.31
1.000,01 - 2.000,00	25,334,024.18	4.77	2,025	5.94	8.69
2.000,01 - 3.000,00	34,033,640.17	6.41	2,606	7.64	12.32
3.000,01 - 4.000,00	32,239,653.09	6.07	2,429	7.13	15.83
4.000,01 - 5.000,00	51,987,728.64	9.79	3,665	10.75	18.33
5.000,01 - 6.000,00	29,768,756.59	5.61	2,064	6.05	20.59
6.000,01 - 7.000,00	25,250,263.77	4.76	1,668	4.89	22.49
7.000,01 - 8.000,00	26,841,176.84	5.06	1,709	5.01	23.64
8.000,01 - 9.000,00	15,520,935.55	2.92	970	2.85	25.30
9.000,01 - 10.000,00	44,481,436.23	8.38	2,561	7.51	26.25
10.000,01 - 11.000,00	10,554,182.42	1.99	605	1.77	27.12
11.000,01 - 12.000,00	13,609,607.56	2.56	752	2.21	28.41
12.000,01 - 13.000,00	10,299,229.52	1.94	560	1.64	29.14
13.000,01 - 14.000,00	7,628,609.13	1.44	433	1.27	30.74
14.000,01 - 15.000,00	21,054,307.14	3.97	1,098	3.22	31.53
> 15.000,00	61,002,412.76	11.49	3,023	8.87	37.92
Total	530,878,933.64	100.00	34,090	100.00	18.28

Minimum Down Payment:	1.00
Maximum Down Payment:	166,600.00
Average Down Payment:	6,548.57
Average Down Payment (customers that made a Down Payment):	8,282.91

Compartment German Auto Loans 9

Monthly Investor Report

Reporting Date:	Sept 09, 2021
Payment Date:	Sept 20, 2021
Period No.:	21
Monthly Period:	Aug, 2021
Interest Period:	Aug 20, 2021 to Sept 20, 2021 = 31 days

15. Borrower Concentration

Portfolio as of: Aug 31, 2021

Borrower (Top 20)	Aggregate Outstanding Principal Balance (in EUR)	Aggregate Outstanding Principal Balance (in % of total)	Number of Contracts	Number of Contracts (in % of total)
1	296,090.94	0.06	8	0.02
2	274,795.59	0.05	1	0.00
3	217,474.00	0.04	6	0.02
4	176,704.08	0.03	6	0.02
5	172,738.33	0.03	3	0.01
6	154,397.01	0.03	3	0.01
7	151,218.75	0.03	1	0.00
8	145,954.27	0.03	2	0.01
9	138,516.22	0.03	1	0.00
10	137,327.57	0.03	2	0.01
11	133,788.67	0.03	2	0.01
12	130,378.10	0.02	2	0.01
13	125,779.99	0.02	2	0.01
14	125,658.57	0.02	8	0.02
15	120,787.20	0.02	2	0.01
16	112,369.43	0.02	3	0.01
17	112,356.19	0.02	12	0.04
18	112,343.32	0.02	3	0.01
19	109,853.94	0.02	1	0.00
20	108,805.53	0.02	1	0.00
Total	3,057,337.70	0.58	69	0.20
Total Portfolio Balance	530,878,933.64			

Compartment German Auto Loans 9
Monthly Investor Report

Reporting Date:	Sept 09, 2021
Payment Date:	Sept 20, 2021
Period No.:	21
Monthly Period:	Aug, 2021
Interest Period:	Aug 20, 2021 to Sept 20, 2021 = 31 days

16. Geographical Distribution

Initial Portfolio

Post code area	Aggregate Principal Balance (in EUR)	Aggregate Principal Balance (in % of total)	Number of Contracts	Number of contracts (in % of total)
post code area 0	46,013,719.16	4.77	2,137	4.65
post code area 1	52,309,049.73	5.42	2,330	5.08
post code area 2	86,206,919.86	8.93	4,190	9.13
post code area 3	84,323,036.80	8.74	4,166	9.07
post code area 4	122,467,094.69	12.69	5,836	12.71
post code area 5	120,458,310.16	12.48	5,708	12.43
post code area 6	124,897,902.26	12.94	5,783	12.60
post code area 7	119,911,302.12	12.42	5,938	12.93
post code area 8	129,085,751.73	13.37	5,969	13.00
post code area 9	79,526,853.77	8.24	3,852	8.39
Total	965,199,940.28	100.00	45,909	100.00

Compartment German Auto Loans 9
Monthly Investor Report

Reporting Date:	Sept 09, 2021
Payment Date:	Sept 20, 2021
Period No.:	21
Monthly Period:	Aug, 2021
Interest Period:	Aug 20, 2021 to Sept 20, 2021 = 31 days

16. Geographical Distribution

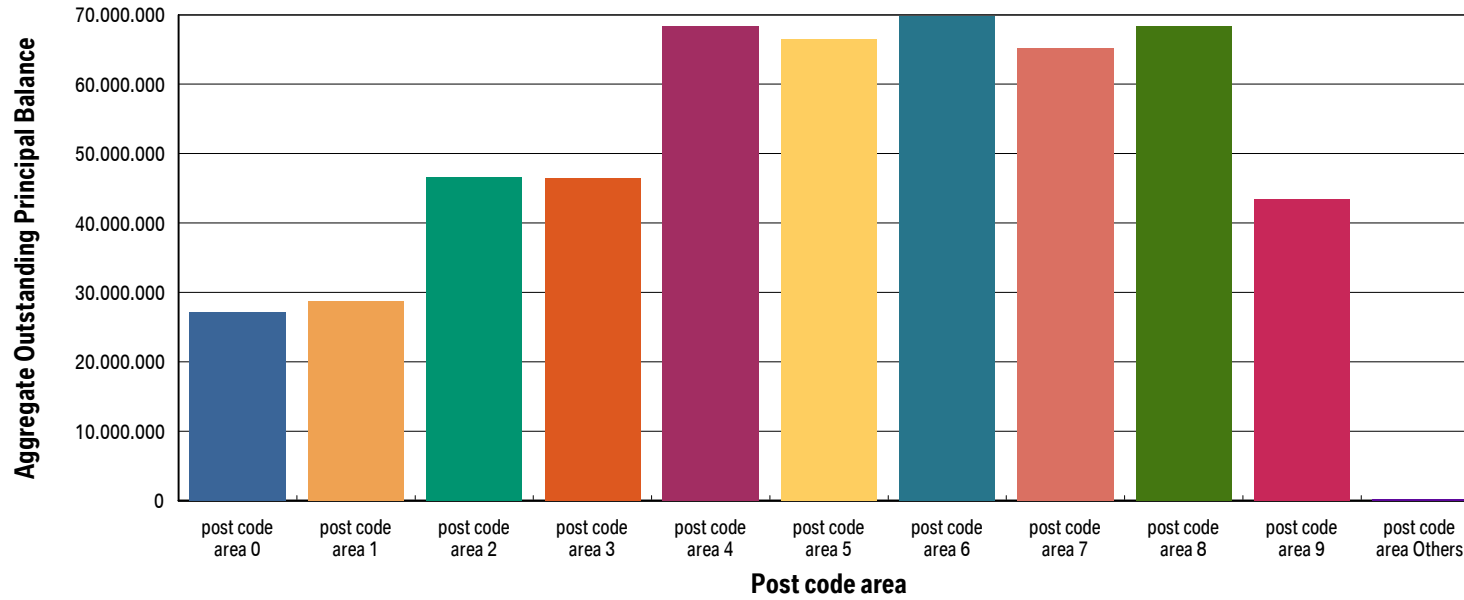
Portfolio as of: Aug 31, 2021

Post code area	Aggregate Outstanding Principal Balance (in EUR)	Aggregate Outstanding Principal Balance (in % of total)	Number of Contracts	Number of Contracts (in % of total)
post code area 0	27,117,670.05	5.11	1,662	4.88
post code area 1	28,726,744.16	5.41	1,752	5.14
post code area 2	46,651,064.18	8.79	3,073	9.01
post code area 3	46,456,827.58	8.75	3,083	9.04
post code area 4	68,345,382.03	12.87	4,404	12.92
post code area 5	66,452,927.19	12.52	4,238	12.43
post code area 6	69,843,298.22	13.16	4,355	12.78
post code area 7	65,208,895.93	12.28	4,340	12.73
post code area 8	68,443,260.59	12.89	4,291	12.59
post code area 9	43,387,505.70	8.17	2,871	8.42
post code area Others	245,358.01	0.05	21	0.06
Total	530,878,933.64	100.00	34,090	100.00

Compartment German Auto Loans 9
Monthly Investor Report

Reporting Date:	Sept 09, 2021
Payment Date:	Sept 20, 2021
Period No.:	21
Monthly Period:	Aug, 2021
Interest Period:	Aug 20, 2021 to Sept 20, 2021 = 31 days

16a. Geographical Distribution (graph)



Compartment German Auto Loans 9
Monthly Investor Report

Reporting Date:	Sept 09, 2021
Payment Date:	Sept 20, 2021
Period No.:	21
Monthly Period:	Aug, 2021
Interest Period:	Aug 20, 2021 to Sept 20, 2021 = 31 days

17. Car Type & Customer Group

Initial Portfolio

Car Type	Aggregate Principal Balance (in EUR)	Aggregate Principal Balance (in % of total)	Number of Contracts	Number of Contracts (in % of total)
New	478,297,049.59	49.55	17,619	38.38
Used	486,902,890.69	50.45	28,290	61.62
Total	965,199,940.28	100.00	45,909	100.00

Customer Group	Aggregate Principal Balance (in EUR)	Aggregate Principal Balance (in % of total)	Number of Contracts	Number of Contracts (in % of total)
Commercial	267,380,166.05	27.70	9,367	20.40
Private Individual	697,819,774.23	72.30	36,542	79.60
Total	965,199,940.28	100.00	45,909	100.00

Compartment German Auto Loans 9
Monthly Investor Report

Reporting Date:	Sept 09, 2021
Payment Date:	Sept 20, 2021
Period No.:	21
Monthly Period:	Aug, 2021
Interest Period:	Aug 20, 2021 to Sept 20, 2021 = 31 days

17. Car Type & Customer Group

Portfolio as of: Aug 31, 2021

Car Type	Aggregate Outstanding Principal Balance (in EUR)	Aggregate Outstanding Principal Balance (in % of total)	Number of Contracts	Number of Contracts (in % of total)
New	285,317,948.91	53.74	13,654	40.05
Used	245,560,984.73	46.26	20,436	59.95
Total	530,878,933.64	100.00	34,090	100.00

Customer Group	Aggregate Outstanding Principal Balance (in EUR)	Aggregate Outstanding Principal Balance (in % of total)	Number of Contracts	Number of Contracts (in % of total)
Commercial	137,655,026.50	25.93	6,452	18.93
Private Individual	393,223,907.14	74.07	27,638	81.07
Total	530,878,933.64	100.00	34,090	100.00

Compartment German Auto Loans 9
Monthly Investor Report

Reporting Date:	Sept 09, 2021
Payment Date:	Sept 20, 2021
Period No.:	21
Monthly Period:	Aug, 2021
Interest Period:	Aug 20, 2021 to Sept 20, 2021 = 31 days

18. Delinquencies
Initial Portfolio

Days past due	Aggregate Principal Balance (in EUR)	Aggregate Principal Balance (in % of total)	Number of Contracts	Number of Contracts (in % of total)
1 - 30	0.00	0.00	0	0.00
31 - 60	0.00	0.00	0	0.00
61 - 90	0.00	0.00	0	0.00
91 - 120	0.00	0.00	0	0.00
> 120	0.00	0.00	0	0.00
Total	0.00	0.00	0	0.00

Portfolio as of: Aug 31, 2021

Days past due	Aggregate Outstanding Principal Balance (in EUR)	Aggregate Outstanding Principal Balance (in % of total)	Number of Contracts	Number of Contracts (in % of total)
1 - 30	3,663,463.64	0.69	193	0.57
31 - 60	606,239.50	0.11	35	0.10
61 - 90	272,856.87	0.05	16	0.05
91 - 120	113,005.89	0.02	5	0.01
> 120	123,919.27	0.02	8	0.02
Total	4,779,485.17	0.90	257	0.75

Compartment German Auto Loans 9

Monthly Investor Report

Reporting Date:	Sept 09, 2021
Payment Date:	Sept 20, 2021
Period No.:	21
Monthly Period:	Aug, 2021
Interest Period:	Aug 20, 2021 to Sept 20, 2021 = 31 days

18a. Delinquencies Analysis

Monthly Period	Performing (in EUR)	31-60 days past due (in EUR)	61-90 days past due (in EUR)	91-120 days past due (in EUR)	>120 days past due (in EUR)
Dec - 19	946,798,463.20	0.00	0.00	0.00	0.00
Jan - 20	925,639,516.87	215,135.52	0.00	0.00	0.00
Feb - 20	904,268,848.66	294,343.80	136,695.08	0.00	0.00
Mar - 20	872,831,427.45	545,656.46	40,510.75	151,521.97	0.00
Apr - 20	839,601,217.49	782,650.59	321,970.65	0.00	151,521.97
May - 20	817,019,640.64	726,277.98	267,856.10	117,992.86	151,521.97
June - 20	795,089,115.47	883,577.14	297,340.39	121,209.93	170,332.68
July - 20	774,427,610.01	608,336.56	545,697.86	136,293.77	165,958.25
Aug - 20	755,891,282.23	500,175.16	421,426.57	198,140.31	118,729.03
Sept - 20	735,982,769.96	440,973.99	224,286.05	155,170.48	245,151.47
Oct - 20	716,689,337.32	536,592.99	239,925.40	166,735.00	265,525.32
Nov - 20	698,671,161.56	405,260.97	131,946.18	143,813.13	281,691.12
Dec - 20	679,781,022.88	291,863.90	259,315.20	103,204.22	337,214.58
Jan - 21	660,415,067.17	520,150.55	111,653.24	199,108.32	248,393.44
Feb - 21	642,323,543.28	439,687.68	162,171.20	26,656.02	377,545.62
Mar - 21	621,677,208.06	487,125.73	136,154.51	21,540.52	238,600.82
Apr - 21	601,332,642.62	420,578.52	193,606.89	48,000.24	167,176.51
May - 21	583,782,884.57	624,134.32	158,670.11	140,098.84	45,529.72
June - 21	565,122,286.15	451,459.47	235,219.99	143,507.10	59,721.31
July - 21	547,253,911.85	593,647.13	181,323.92	99,905.20	82,836.01
Aug - 21	529,762,912.11	606,239.50	272,856.87	113,005.89	123,919.27

Compartment German Auto Loans 9
Monthly Investor Report

Reporting Date:	Sept 09, 2021
Payment Date:	Sept 20, 2021
Period No.:	21
Monthly Period:	Aug, 2021
Interest Period:	Aug 20, 2021 to Sept 20, 2021 = 31 days

19. Seasoning

Initial Portfolio

Group (in months)	Aggregate Principal Balance (in EUR)	Aggregate Principal Balance (in % of total)	Number of Contracts	Number of Contracts (in % of total)
<= 6	614,661,258.17	63.68	28,934	63.02
> 6 - <= 12	350,538,682.11	36.32	16,975	36.98
> 12 - <= 24	0.00	0.00	0	0.00
> 24 - <= 36	0.00	0.00	0	0.00
> 36 - <= 42	0.00	0.00	0	0.00
> 42 - <= 48	0.00	0.00	0	0.00
> 48 - <= 53	0.00	0.00	0	0.00
> 53	0.00	0.00	0	0.00
Total	965,199,940.28	100.00	45,909	100.00

WA Seasoning (in months):	5.51
Min (in months):	2.00
Max (in months):	10.00

Compartment German Auto Loans 9
Monthly Investor Report

Reporting Date:	Sept 09, 2021
Payment Date:	Sept 20, 2021
Period No.:	21
Monthly Period:	Aug, 2021
Interest Period:	Aug 20, 2021 to Sept 20, 2021 = 31 days

19. Seasoning

Portfolio as of: Aug 31, 2021

Group (in months)	Aggregate Outstanding Principal Balance (in EUR)	Aggregate Outstanding Principal Balance (in % of total)	Number of Contracts	Number of Contracts (in % of total)
<= 6	0.00	0.00	0	0.00
> 6 - <= 12	0.00	0.00	0	0.00
> 12 - <= 24	139,618,033.19	26.30	9,208	27.01
> 24 - <= 36	391,260,900.45	73.70	24,882	72.99
> 36 - <= 42	0.00	0.00	0	0.00
> 42 - <= 48	0.00	0.00	0	0.00
> 48 - <= 53	0.00	0.00	0	0.00
> 53	0.00	0.00	0	0.00
Total	530,878,933.64	100.00	34,090	100.00

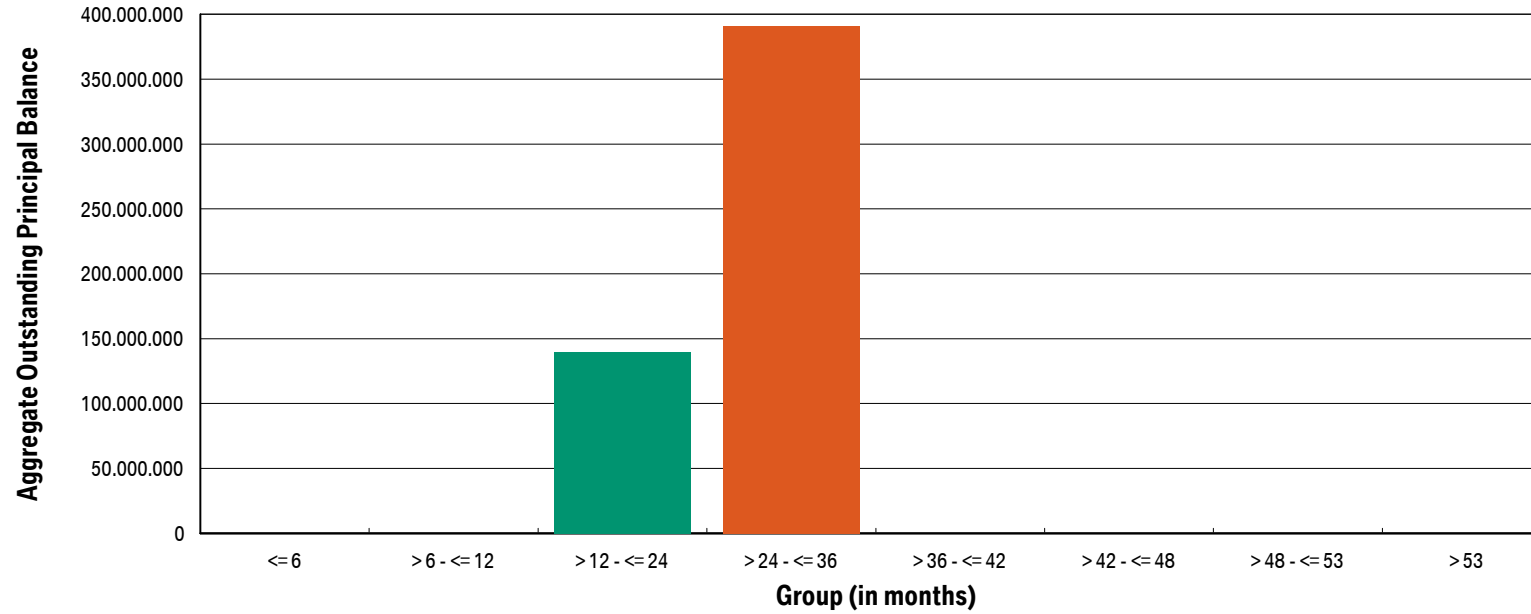
WA Seasoning (in months):	26.46
Min (in months):	23.00
Max (in months):	31.00



Compartment German Auto Loans 9
Monthly Investor Report

Reporting Date:	Sept 09, 2021
Payment Date:	Sept 20, 2021
Period No.:	21
Monthly Period:	Aug, 2021
Interest Period:	Aug 20, 2021 to Sept 20, 2021 = 31 days

19a. Seasoning (graph)



Compartment German Auto Loans 9
Monthly Investor Report

Reporting Date:	Sept 09, 2021
Payment Date:	Sept 20, 2021
Period No.:	21
Monthly Period:	Aug, 2021
Interest Period:	Aug 20, 2021 to Sept 20, 2021 = 31 days

20. Remaining Term

Initial Portfolio

Group (in months)	Aggregate Principal Balance (in EUR)	Aggregate Principal Balance (in % of total)	Number of Contracts	Number of Contracts (in % of total)
<= 6	164,434.02	0.02	74	0.16
> 6 - <= 12	1,133,697.63	0.12	215	0.47
> 12 - <= 24	39,198,714.83	4.06	3,631	7.91
> 24 - <= 36	441,762,315.07	45.77	21,556	46.95
> 36 - <= 42	85,768,594.87	8.89	4,227	9.21
> 42 - <= 48	86,027,213.60	8.91	4,059	8.84
> 48 - <= 53	115,836,288.64	12.00	4,684	10.20
> 53	195,308,681.62	20.24	7,463	16.26
Total	965,199,940.28	100.00	45,909	100.00

WA Remaining Term (in months):	39.82
Min (in months):	3.00
Max (in months):	59.00

Compartment German Auto Loans 9
Monthly Investor Report

Reporting Date:	Sept 09, 2021
Payment Date:	Sept 20, 2021
Period No.:	21
Monthly Period:	Aug, 2021
Interest Period:	Aug 20, 2021 to Sept 20, 2021 = 31 days

20. Remaining Term

Portfolio as of: Aug 31, 2021

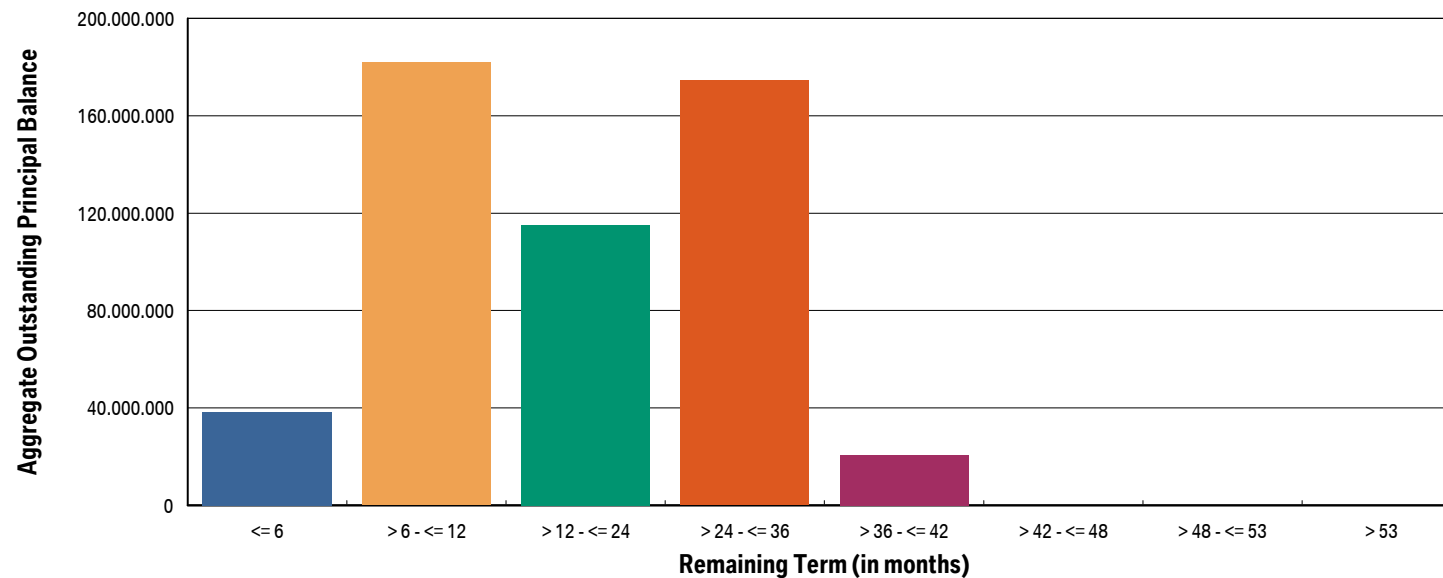
Group (in months)	Aggregate Outstanding Principal Balance (in EUR)	Aggregate Outstanding Principal Balance (in % of total)	Number of Contracts	Number of Contracts (in % of total)
<= 6	38,488,611.50	7.25	5,084	14.91
> 6 - <= 12	181,839,728.04	34.25	11,698	34.32
> 12 - <= 24	115,242,767.57	21.71	7,475	21.93
> 24 - <= 36	174,490,210.15	32.87	8,820	25.87
> 36 - <= 42	20,817,616.38	3.92	1,013	2.97
> 42 - <= 48	0.00	0.00	0	0.00
> 48 - <= 53	0.00	0.00	0	0.00
> 53	0.00	0.00	0	0.00
Total	530,878,933.64	100.00	34,090	100.00

WA Remaining Term (in months):	19.95
Min (in months):	0.00
Max (in months):	39.00

Compartment German Auto Loans 9
Monthly Investor Report

Reporting Date:	Sept 09, 2021
Payment Date:	Sept 20, 2021
Period No.:	21
Monthly Period:	Aug, 2021
Interest Period:	Aug 20, 2021 to Sept 20, 2021 = 31 days

20a. Remaining Term (graph)



Compartment German Auto Loans 9
Monthly Investor Report

Reporting Date:	Sept 09, 2021
Payment Date:	Sept 20, 2021
Period No.:	21
Monthly Period:	Aug, 2021
Interest Period:	Aug 20, 2021 to Sept 20, 2021 = 31 days

21. Original Term

Initial Portfolio

Group (in months)	Aggregate Principal Balance (in EUR)	Aggregate Principal Balance (in % of total)	Number of Contracts	Number of Contracts (in % of total)
<= 6	0.00	0.00	0	0.00
> 6 - <= 12	611,333.50	0.06	170	0.37
> 12 - <= 24	34,932,333.59	3.62	3,298	7.18
> 24 - <= 36	443,746,826.38	45.97	21,817	47.52
> 36 - <= 42	5,331,690.95	0.55	316	0.69
> 42 - <= 48	167,517,803.30	17.36	8,066	17.57
> 48 - <= 53	687,612.05	0.07	35	0.08
> 53	312,372,340.51	32.36	12,207	26.59
Total	965,199,940.28	100.00	45,909	100.00

WA Original Term (in months):	45.33
Min (in months):	10.00
Max (in months):	66.00

Compartment German Auto Loans 9
Monthly Investor Report

Reporting Date:	Sept 09, 2021
Payment Date:	Sept 20, 2021
Period No.:	21
Monthly Period:	Aug, 2021
Interest Period:	Aug 20, 2021 to Sept 20, 2021 = 31 days

21. Original Term

Portfolio as of: Aug 31, 2021

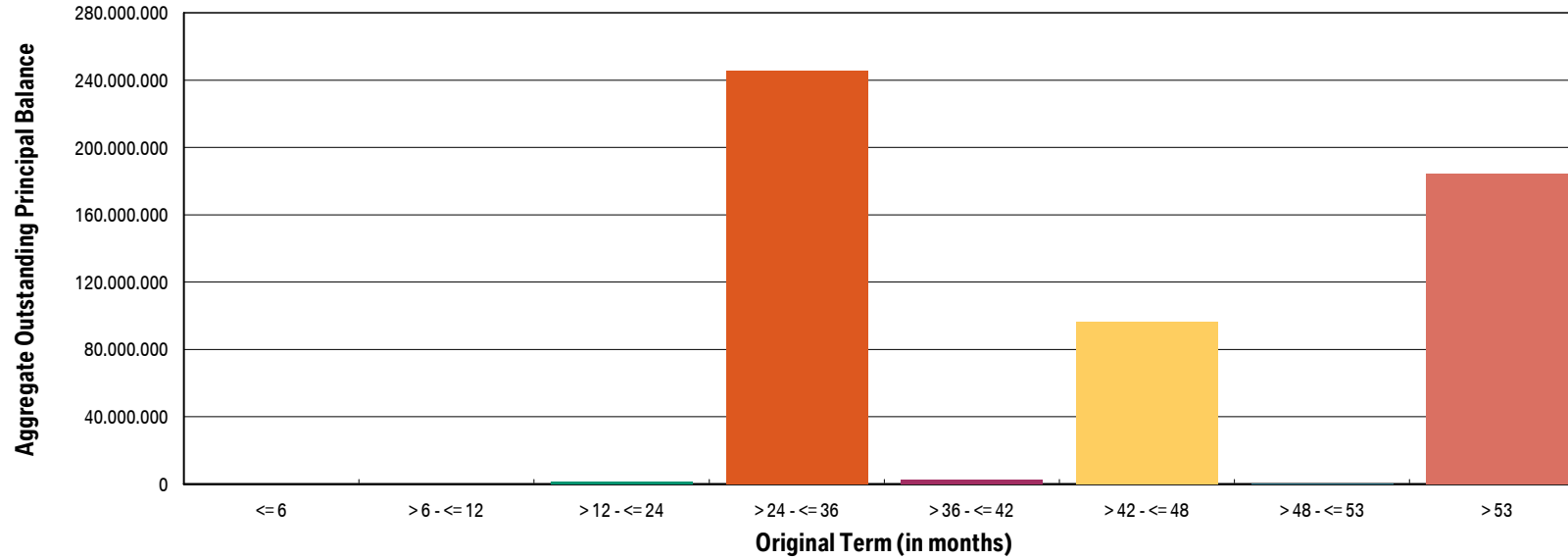
Group (in months)	Aggregate Outstanding Principal Balance (in EUR)	Aggregate Outstanding Principal Balance (in % of total)	Number of Contracts	Number of Contracts (in % of total)
<= 6	0.00	0.00	0	0.00
> 6 - <= 12	0.00	0.00	0	0.00
> 12 - <= 24	1,670,568.08	0.31	966	2.83
> 24 - <= 36	245,440,688.47	46.23	16,933	49.67
> 36 - <= 42	2,515,066.17	0.47	235	0.69
> 42 - <= 48	96,407,372.14	18.16	6,401	18.78
> 48 - <= 53	351,778.80	0.07	25	0.07
> 53	184,493,459.98	34.75	9,530	27.96
Total	530,878,933.64	100.00	34,090	100.00

WA Original Term (in months):	46.44
Min (in months):	18.00
Max (in months):	66.00

Compartment German Auto Loans 9
Monthly Investor Report

Reporting Date:	Sept 09, 2021
Payment Date:	Sept 20, 2021
Period No.:	21
Monthly Period:	Aug, 2021
Interest Period:	Aug 20, 2021 to Sept 20, 2021 = 31 days

21a. Original Term (graph)



Compartment German Auto Loans 9
Monthly Investor Report

Reporting Date:	Sept 09, 2021
Payment Date:	Sept 20, 2021
Period No.:	21
Monthly Period:	Aug, 2021
Interest Period:	Aug 20, 2021 to Sept 20, 2021 = 31 days

22. Vehicle Class
Initial Portfolio

Group	Aggregate Principal Balance (in EUR)	Aggregate Principal Balance (in % of total)	Number of Contracts	Number of Contracts (in % of total)
BMW 1 Series	100,620,211.63	10.42	6,806	14.82
BMW 2 Series	97,805,361.35	10.13	4,581	9.98
BMW 3 Series	93,928,331.59	9.73	4,963	10.81
BMW 4 Series	58,177,823.99	6.03	2,068	4.50
BMW 5 Series	100,069,708.79	10.37	4,077	8.88
BMW 6 Series	11,339,246.05	1.17	310	0.68
BMW 7 Series	13,106,697.21	1.36	342	0.74
BMW 8 Series	6,361,639.44	0.66	72	0.16
BMW X1 Series	74,436,417.62	7.71	3,512	7.65
BMW X2 Series	14,077,396.85	1.46	472	1.03
BMW X3 Series	64,922,268.21	6.73	2,365	5.15
BMW X4 Series	26,348,126.62	2.73	818	1.78
BMW X5 Series	64,043,741.81	6.64	1,611	3.51
BMW X6 Series	15,151,600.32	1.57	403	0.88
BMW X7 Series	4,670,254.36	0.48	59	0.13
BMW Z Series	12,121,842.24	1.26	371	0.81
BMW i Series	7,344,891.14	0.76	273	0.59
MINI	120,551,790.04	12.49	7,071	15.40
Non BMW Group Models (incl. Motorcycles)	46,021,460.45	4.77	2,461	5.36
Other BMW Group (incl. Motorcycles)	34,101,130.57	3.53	3,274	7.13
Total	965,199,940.28	100.00	45,909	100.00

Compartment German Auto Loans 9
Monthly Investor Report

Reporting Date:	Sept 09, 2021
Payment Date:	Sept 20, 2021
Period No.:	21
Monthly Period:	Aug, 2021
Interest Period:	Aug 20, 2021 to Sept 20, 2021 = 31 days

22. Vehicle Class

Portfolio as of: Aug 31, 2021

Group	Aggregate Outstanding Principal Balance (in EUR)	Aggregate Outstanding Principal Balance (in % of total)	Number of Contracts	Number of Contracts (in % of total)
BMW 1 Series	52,805,854.47	9.95	5,018	14.72
BMW 2 Series	54,232,357.95	10.22	3,459	10.15
BMW 3 Series	51,723,183.89	9.74	3,754	11.01
BMW 4 Series	30,398,835.28	5.73	1,486	4.36
BMW 5 Series	54,196,471.33	10.21	2,972	8.72
BMW 6 Series	5,596,677.06	1.05	200	0.59
BMW 7 Series	6,103,402.82	1.15	216	0.63
BMW 8 Series	3,255,434.67	0.61	48	0.14
BMW X1 Series	44,986,110.71	8.47	2,740	8.04
BMW X2 Series	9,159,163.15	1.73	389	1.14
BMW X3 Series	38,468,758.13	7.25	1,836	5.39
BMW X4 Series	15,373,811.48	2.90	628	1.84
BMW X5 Series	34,905,469.76	6.58	1,150	3.37
BMW X6 Series	7,581,294.98	1.43	272	0.80
BMW X7 Series	2,759,110.26	0.52	47	0.14
BMW Z Series	7,067,717.88	1.33	274	0.80
BMW i Series	4,064,758.52	0.77	203	0.60
MINI	70,898,003.91	13.35	5,486	16.09
Non BMW Group Models (incl. Motorcycles)	22,443,678.99	4.23	1,735	5.09
Other BMW Group (incl. Motorcycles)	14,858,838.40	2.80	2,177	6.39
Total	530,878,933.64	100.00	34,090	100.00

Compartment German Auto Loans 9
Monthly Investor Report

Reporting Date:	Sept 09, 2021
Payment Date:	Sept 20, 2021
Period No.:	21
Monthly Period:	Aug, 2021
Interest Period:	Aug 20, 2021 to Sept 20, 2021 = 31 days

23. Payment Type

Initial Portfolio:

Group	Aggregate Principal Balance (in EUR)	Aggregate Principal Balance (in % of total)	Number of Contracts	Number of Contracts (in % of total)
Direct debit	964,453,732.78	99.92	45,876	99.93
Self payment	746,207.50	0.08	33	0.07
Total	965,199,940.28	100.00	45,909	100.00

Portfolio as of: Aug 31, 2021

Group	Aggregate Outstanding Principal Balance (in EUR)	Aggregate Outstanding Principal Balance (in % of total)	Number of Contracts	Number of Contracts (in % of total)
Direct debit	528,283,757.34	99.51	33,942	99.57
Self payment	2,595,176.30	0.49	148	0.43
Total	530,878,933.64	100.00	34,090	100.00



Compartment German Auto Loans 9
Monthly Investor Report

Reporting Date:	Sept 09, 2021
Payment Date:	Sept 20, 2021
Period No.:	21
Monthly Period:	Aug, 2021
Interest Period:	Aug 20, 2021 to Sept 20, 2021 = 31 days

24. Interest Rates

Weighted Average Nominal Interest Rate (in %)		
Aggregate Principal Balance (Initial)	965,199,940.28	3.21
Aggregate Outstanding Principal Balance	530,878,933.64	3.16

Compartment German Auto Loans 9
Monthly Investor Report

Reporting Date:	Sept 09, 2021
Payment Date:	Sept 20, 2021
Period No.:	21
Monthly Period:	Aug, 2021
Interest Period:	Aug 20, 2021 to Sept 20, 2021 = 31 days

25. Credit Type
Initial Portfolio

Credit Type	Aggregate Principal Balance (in EUR)	Aggregate Principal Balance (in % of total)	Number of Contracts	Number of Contracts (in % of total)
Balloon	955,822,527.46	99.03	44,578	97.10
Equal Instalment Loan	9,377,412.82	0.97	1,331	2.90
Total	965,199,940.28	100.00	45,909	100.00

Portfolio as of: Aug 31, 2021

Credit Type	Aggregate Outstanding Principal Balance (in EUR)	Aggregate Outstanding Principal Balance (in % of total)	Number of Contracts	Number of Contracts (in % of total)
Balloon	528,589,528.62	99.57	33,406	97.99
Equal Instalment Loan	2,289,405.02	0.43	684	2.01
Total	530,878,933.64	100.00	34,090	100.00

Compartment German Auto Loans 9
Monthly Investor Report

Reporting Date:	Sept 09, 2021
Payment Date:	Sept 20, 2021
Period No.:	21
Monthly Period:	Aug, 2021
Interest Period:	Aug 20, 2021 to Sept 20, 2021 = 31 days

26. Contracts per Customer
Initial Portfolio

Group	Aggregate Principal Balance (in EUR)	Aggregate Principal Balance (in % of total)	Number of Contracts	Number of Contracts (in % of total)
1	921,754,288.49	95.50	44,267	96.42
2 - 4	38,240,172.53	3.96	1,444	3.15
5 - 7	1,924,936.44	0.20	61	0.13
8 - 10	1,163,141.38	0.12	38	0.08
> 10	2,117,401.44	0.22	99	0.22
Total	965,199,940.28	100.00	45,909	100.00

Portfolio as of: Aug 31, 2021

Group	Aggregate Outstanding Principal Balance (in EUR)	Aggregate Outstanding Principal Balance (in % of total)	Number of Contracts	Number of Contracts (in % of total)
1	514,143,480.93	96.85	33,281	97.63
2 - 4	15,690,135.22	2.96	757	2.22
5 - 7	511,211.79	0.10	24	0.07
8 - 10	421,749.51	0.08	16	0.05
> 10	112,356.19	0.02	12	0.04
Total	530,878,933.64	100.00	34,090	100.00

Compartment German Auto Loans 9
Monthly Investor Report

Reporting Date:	Sept 09, 2021
Payment Date:	Sept 20, 2021
Period No.:	21
Monthly Period:	Aug, 2021
Interest Period:	Aug 20, 2021 to Sept 20, 2021 = 31 days

27. Amortisation
Initial Portfolio

Period	Principal Balance (in EUR)
	965,199,940.28
1	953,762,904.92
2	942,294,358.43
3	930,794,846.15
4	919,272,819.24
5	907,727,848.30
6	896,146,788.26
7	884,543,178.23
8	872,886,657.44
9	861,247,504.49
10	849,551,135.97
11	837,814,197.19
12	826,035,516.30
13	814,205,137.19
14	801,440,115.97
15	788,229,718.74
16	774,900,549.00
17	761,460,677.80
18	748,028,616.99
19	734,682,738.14
20	721,201,231.07
21	707,175,915.50
22	693,549,288.77
23	681,780,378.41
24	670,080,228.24
25	658,322,143.86
26	633,274,646.54
27	595,043,695.15
28	555,046,647.36
29	513,234,424.92
30	471,743,221.36

Current Portfolio

Period	Principal Balance in EUR	Reduction in EUR
	530,878,933.64	
1	519,992,560.58	10,886,373.06
2	511,360,797.82	8,631,762.76
3	502,685,677.03	8,675,120.79
4	493,969,834.16	8,715,842.87
5	475,486,794.11	18,483,040.05
6	447,508,745.39	27,978,048.72
7	417,948,040.19	29,560,705.20
8	386,449,035.22	31,499,004.97
9	355,327,325.54	31,121,709.68
10	322,499,256.51	32,828,069.03
11	290,132,306.85	32,366,949.66
12	257,710,484.58	32,421,822.27
13	231,652,991.77	26,057,492.81
14	227,557,328.64	4,095,663.13
15	223,399,899.47	4,157,429.17
16	219,122,151.12	4,277,748.35
17	212,544,178.14	6,577,972.98
18	202,953,033.52	9,591,144.62
19	191,654,482.78	11,298,550.74
20	180,402,751.11	11,251,731.67
21	168,423,930.30	11,978,820.81
22	157,229,587.84	11,194,342.46
23	146,622,977.79	10,606,610.05
24	134,807,349.45	11,815,628.34
25	125,435,418.75	9,371,930.70
26	122,900,751.79	2,534,666.96
27	120,203,066.95	2,697,684.84
28	117,669,822.90	2,533,244.05
29	110,718,321.80	6,951,501.10
30	98,420,921.07	12,297,400.73

Compartment German Auto Loans 9
Monthly Investor Report

Reporting Date:	Sept 09, 2021
Payment Date:	Sept 20, 2021
Period No.:	21
Monthly Period:	Aug, 2021
Interest Period:	Aug 20, 2021 to Sept 20, 2021 = 31 days

27. Amortisation

Initial Portfolio

Period	Principal Balance (in EUR)
31	428,906,833.16
32	386,952,263.28
33	344,732,464.15
34	310,907,277.28
35	305,403,946.07
36	299,800,818.25
37	294,139,125.79
38	285,543,196.72
39	272,443,111.45
40	257,398,391.79
41	242,520,808.33
42	226,413,770.31
43	211,495,982.41
44	198,064,419.84
45	182,736,350.23
46	170,121,419.92
47	166,716,760.95
48	163,125,668.17
49	159,685,664.93
50	150,299,902.95
51	133,604,943.86
52	113,877,780.24
53	94,319,037.23
54	74,433,696.89
55	54,515,381.14
56	36,741,216.75
57	16,045,752.98
58	350.43
59	0.00

Current Portfolio

Period	Principal Balance in EUR	Reduction in EUR
31	84,133,069.40	14,287,851.67
32	69,698,820.59	14,434,248.81
33	54,869,960.44	14,828,860.15
34	39,873,135.07	14,996,825.37
35	26,868,212.58	13,004,922.49
36	11,451,694.26	15,416,518.32
37	26,529.40	11,425,164.86
38	25,680.57	848.83
39	0.00	25,680.57
40	0.00	0.00
41	0.00	0.00
42	0.00	0.00
43	0.00	0.00
44	0.00	0.00
45	0.00	0.00
46	0.00	0.00
47	0.00	0.00
48	0.00	0.00
49	0.00	0.00
50	0.00	0.00
51	0.00	0.00
52	0.00	0.00
53	0.00	0.00
54	0.00	0.00
55	0.00	0.00
56	0.00	0.00
57	0.00	0.00
58	0.00	0.00
59	0.00	0.00

Compartment German Auto Loans 9
Monthly Investor Report

Reporting Date:	Sept 09, 2021
Payment Date:	Sept 20, 2021
Period No.:	21
Monthly Period:	Aug, 2021
Interest Period:	Aug 20, 2021 to Sept 20, 2021 = 31 days

28. Priority of Payments

Priority of Payments*

Available Distribution Amount	+	23,652,949.73
Taxes	-	64.74
Trustee Payment	-	0.00
Senior Expenses	-	7,916.11
Swap Net Payment	-	49,569.96
Class A Interest	-	54,810.00
Class B Interest	-	56,143.72
Cash Reserve	-	4,826,000.00
Principal Class A	-	18,658,445.20
Principal Class B	-	0.00
Swap Termination Event	-	0.00
Subordinated Loan Interest	-	0.00
Subordinated Loan Principal	-	0.00
Seller	-	0.00

*all Amounts in EUR

Compartment German Auto Loans 9
Monthly Investor Report

Reporting Date:	Sept 09, 2021
Payment Date:	Sept 20, 2021
Period No.:	21
Monthly Period:	Aug, 2021
Interest Period:	Aug 20, 2021 to Sept 20, 2021 = 31 days

29. Transaction Costs

Cost Category (in EUR)	Class A	Class B	Subordinated Loan	Total
Senior Expenses				7,916.11
Interest accrued for the Period	54,810.00	56,143.72	5,992.55	116,946.27
Interest payments for the Period	54,810.00	56,143.72	0.00	110,953.72
Cumulative Interest Payments	2,191,500.00	1,162,744.20	0.00	3,354,244.20
Unpaid Interest for the Period	0.00	0.00	5,992.55	5,992.55
Cumulative Unpaid Interest	0.00	0.00	127,191.37	127,191.37

Compartment German Auto Loans 9
Monthly Investor Report

Reporting Date:	Sept 09, 2021
Payment Date:	Sept 20, 2021
Period No.:	21
Monthly Period:	Aug, 2021
Interest Period:	Aug 20, 2021 to Sept 20, 2021 = 31 days

30. Ratings

	Fitch	S&P	Moody's	DBRS
Notes - current ratings				
Class A	AAA	N/A	Aaa	N/A
Class B	N/A	N/A	N/A	N/A

		Fitch	S&P	Moody's	DBRS	Trigger Breached	
Transaction Parties - current ratings							
	BMW AG	long term	N/A	A	A2	A high	no
		short term	N/A	A-1	P-1	N/A	no
Issuer Account Bank:	The Bank of New York Mellon	long term	AA+	N/A	Aa1	N/A	no
		short term	F1+	N/A	P-1	N/A	no
Swap Provider:	Skandinaviska Enskilda Banken AB	long term	AA-	N/A	Aa2	N/A	no
		short term	F1+	N/A	P-1	N/A	no

		Fitch	S&P	Moody's	DBRS	
Transaction Parties - required ratings						
	BMW AG	long term	BBB	N/A	Baa1	N/A
		short term	F2	N/A	P-2	N/A
Issuer Account Bank:	The Bank of New York Mellon	long term	A	N/A	A2	N/A
		short term	F1	N/A	P-1	N/A
Swap Provider:	Skandinaviska Enskilda Banken AB	long term	A	N/A	Baa1	N/A
		short term	F1	N/A	N/A	N/A

Compartment German Auto Loans 9
Monthly Investor Report

Reporting Date:	Sept 09, 2021
Payment Date:	Sept 20, 2021
Period No.:	21
Monthly Period:	Aug, 2021
Interest Period:	Aug 20, 2021 to Sept 20, 2021 = 31 days

31. Swap Counterparty Data

Swap Counterparty Data	
Swap counterparty provider	Skandinaviska Enskilda Banken AB (publ)
Swap termination event	No

Swap Data	
Swap type	Fixed floating interest rate swap
Notional amount (in EUR)	448,596,971.12
Fixed rate (in %)	-0.4440
Floating rate (Euribor in %)	-0.5580
Net swap payments (in EUR) (- from SPV / + to SPV)	-49,569.96