



**BMW
GROUP**



ROLLS-ROYCE
MOTOR CARS LTD

Bavarian Sky S.A., Compartment German Auto Loans 8

Monthly Investor Report - May 2021

Compartment German Auto Loans 8

Monthly Investor Report

Reporting Date:	June 10, 2021
Payment Date:	June 21, 2021
Period No.:	37
Monthly Period:	May, 2021
Interest Period:	May 20, 2021 to June 21, 2021 = 32 days

Index

1. Contact Information
2. Reporting Contact Details
3. Counterparty History
4. Overview Dates
5. Portfolio Information
6. Reserves
7. Performance Data
8. Defaulted Amount & Recovery Amount
9. Defaulted Amount & Recovery Amount - Loan Level Data
10. Outstanding Note Balance
11. Original Principal Balance
12. Aggregate Principal Balance
13. Aggregate Outstanding Principal Balance
14. Down Payments
15. Borrower Concentration
16. Geographical Distribution
17. Car Type & Customer Group
18. Delinquencies
19. Seasoning
20. Remaining Term
21. Original Term
22. Vehicle Class
23. Payment Type
24. Interest Rates
25. Credit Type
26. Contracts per Customer
27. Amortisation
28. Priority of Payments
29. Transaction Costs
30. Ratings
31. Swap Counterparty Data

Compartment German Auto Loans 8

Monthly Investor Report

Reporting Date:	June 10, 2021
Payment Date:	June 21, 2021
Period No.:	37
Monthly Period:	May, 2021
Interest Period:	May 20, 2021 to June 21, 2021 = 32 days

1. Contact Information

Transaction Parties

Issuer: **Bavarian Sky S.A.**
Acting in respect of its Compartment German Auto Loans 8
287-289 route d'Arlon
L-1150 Luxembourg
Luxembourg
Attn.: The Directors
BavarianSky@intertrustgroup.com
+352 26 4491

Corporate Administrator: **Intertrust (Luxembourg) S.à r.l.**
6, Rue Eugène Ruppert
L-2453 Luxembourg
Luxembourg
Attn.: BUO - Capital Markets
LU-BavarianSky@intertrustgroup.com
+352 26 44 91

Originator/Servicer: **BMW Bank GmbH**
Lilienthalallee 26
80939 Munich
Germany
Attn.: ABS Servicing Team
abs.bmwgroup@bmw.de

Compartment German Auto Loans 8
Monthly Investor Report

Reporting Date:	June 10, 2021
Payment Date:	June 21, 2021
Period No.:	37
Monthly Period:	May, 2021
Interest Period:	May 20, 2021 to June 21, 2021 = 32 days

1. Contact Information**Transaction Parties****Calculation Agent/Paying Agent/****Bank of New York Mellon, London Branch**

One Canada Square
E14 5AL London
United Kingdom
Attn.: Corporate Trust Administration
BNYM.Structured.Finance.Team.8@bnymellon.com

Trustee:**BNY Mellon Corporate Trustee Services Limited**

One Canada Square
E14 5AL London
United Kingdom
Attn.: Corporate Trust Administration
BNYM.Structured.Finance.Team.2@bnymellon.com

Issuer Account Bank:**Bank of New York Mellon, Frankfurt Branch**

Friedrich-Ebert-Anlage 49, Messeturm
60327 Frankfurt am Main
Germany
Attn.: Corporate Trust Administrator
BNYM.Structured.Finance.Team.8@bnymellon.com

Compartment German Auto Loans 8

Monthly Investor Report

Reporting Date:	June 10, 2021
Payment Date:	June 21, 2021
Period No.:	37
Monthly Period:	May, 2021
Interest Period:	May 20, 2021 to June 21, 2021 = 32 days

1. Contact Information

Transaction Parties

Data Trustee:

Bank of New York Mellon, Frankfurt Branch
Friedrich-Ebert-Anlage 46, Messeturm
60327 Frankfurt am Main
Germany
Attn.: Corporate Trust Administration
BNYM.Structured.Finance.Team.8@bnymellon.com

Swap Counterparty:

Skandinaviska Enskilda Banken AB (publ)
Kungsträdgårdsgatan 8
SE-106 40 Stockholm
Sweden
docunit@seb.se

Rating Agencies:

Fitch Ratings Ltd
30 North Colonnade, Canary Wharf
E14 5GN London
United Kingdom
ABSsurveillance@fitchratings.com

Standard & Poor's Credit Market Services Europe Limited
20 Canada Square, Canary Wharf
E14 5LH London
United Kingdom
StructuredFinanceEurope@spglobal.com

**Compartment German Auto Loans 8**
Monthly Investor Report

Reporting Date:	June 10, 2021
Payment Date:	June 21, 2021
Period No.:	37
Monthly Period:	May, 2021
Interest Period:	May 20, 2021 to June 21, 2021 = 32 days

2. Reporting Contact Details**Contact for Servicer Report (Portfolio related information in Investor Report)****Contact for Investor Reporting:****BMW Bank GmbH**

Lilienthalallee 26
80939 Munich
Germany
Attn.: ABS Servicing Team
abs.bmwgroup@bmw.de

Calculation Agent:**Bank of New York Mellon, London Branch**

One Canada Square
E14 5AL London
United Kingdom
Attn. Corporate Trust Administration
BNYM.Structured.Finance.Team.8@bnymellon.com



Compartment German Auto Loans 8
Monthly Investor Report

Reporting Date:	June 10, 2021
Payment Date:	June 21, 2021
Period No.:	37
Monthly Period:	May, 2021
Interest Period:	May 20, 2021 to June 21, 2021 = 32 days

3. Counterparty History

Replacement Party to be added if applicable

Compartment German Auto Loans 8
Monthly Investor Report

Reporting Date:	June 10, 2021
Payment Date:	June 21, 2021
Period No.:	37
Monthly Period:	May, 2021
Interest Period:	May 20, 2021 to June 21, 2021 = 32 days

4. Overview Dates

Initial Cut-Off Date:	30/04/2018		
Issue Date:	01/05/2018	Legal Maturity Date:	20/06/2025
Reporting Date	10/06/2021		
Investor Reporting Date	17/06/2021		
Interest Determination Date	18/05/2021		
Reporting Frequency:	monthly		
Monthly Period No. (since Issue Date):	37	(since Issue Date)	
Payment Date:	21/06/2021		
Next Payment Date	20/07/2021		
Monthly Period:	01/05/2021	until	31/05/2021

Compartment German Auto Loans 8
Monthly Investor Report

Reporting Date:	June 10, 2021
Payment Date:	June 21, 2021
Period No.:	37
Monthly Period:	May, 2021
Interest Period:	May 20, 2021 to June 21, 2021 = 32 days

5. Portfolio Information

	current period	prior period
Outstanding receivables (in EUR)	Aggregate outstanding principal balance	Aggregate outstanding principal balance
Beginning of period	149,801,796.03	158,684,671.35
Scheduled principal payments	4,790,143.08	5,278,612.55
Prepayment* principal	2,831,054.89	3,196,784.15
Prepayments* number of contracts	210	236
Repurchases* principal	421,719.12	269,288.03
Repurchases* number of contracts	17	15
Total principal collections	8,042,917.09	8,744,684.73
Total interest collections	410,440.97	436,134.72
Defaulted Amounts	201,585.32	232,351.97
Recoveries	99,190.30	94,161.38
Late Recoveries	47,019.56	56,145.64
End of Period	141,656,483.92	149,801,796.03
Current prepayment rate (annualised) in %	21.07	22.33

* Prepayments are defined as all contracts that are early settled by the borrower and repurchases are defined as all contracts that are repurchased due to modification of contract.

Compartment German Auto Loans 8

Monthly Investor Report

Reporting Date:	June 10, 2021
Payment Date:	June 21, 2021
Period No.:	37
Monthly Period:	May, 2021
Interest Period:	May 20, 2021 to June 21, 2021 = 32 days

6. Reserves

Aggregate outstanding notes balance

Initial outstanding notes balance in EUR 1,075,300,000.00

Cash Reserve	in EUR
Outstanding cash reserve beginning of period	5,380,000.00
Interest on cash reserve - previous period	0.00
Required cash reserve	5,380,000.00
Outstanding cash reserve end of period	5,380,000.00

Triggers*								
Reserves	Current ratio	Trigger	Required Rating BMW AG				Trigger Breach	
			Fitch	S&P	Moody's	DBRS		
Commingling Reserve			Long Term	A	N/A	N/A	N/A	no
			Short Term	F1	N/A	N/A	N/A	no

* Breach of one of these triggers in conjunction with any other event as set out in the Servicing Agreement and/or the Receivables Purchase Agreement will oblige BMW Bank GmbH to post additional cash collateral. The Reserves will be adjusted on a monthly basis and shall be deposited in the Issuer Account and exclusively reserved to cover risks.

Commingling Reserve	in EUR
Outstanding Commingling Reserve end of period	0.00

Set-Off Risk (current ratio): 0,01%

Compartment German Auto Loans 8
Monthly Investor Report

Reporting Date:	June 10, 2021
Payment Date:	June 21, 2021
Period No.:	37
Monthly Period:	May, 2021
Interest Period:	May 20, 2021 to June 21, 2021 = 32 days

7. Performance Data
Aggregate outstanding notes balance

Beginning of period (in EUR)	100,968,731.20
End of period (in EUR)	92,571,134.92

Ratios
31- 60 days past due

	(in EUR)	(in %)
31- 60 days past due period before previous period	341,485.70	0.22
31- 60 days past due previous period	326,189.78	0.22
31- 60 days past due current period	279,924.33	0.20

61- 90 days past due

	(in EUR)	(in %)
61- 90 days past due period before previous period	629,303.15	0.40
61- 90 days past due previous period	183,676.59	0.12
61- 90 days past due current period	234,612.42	0.17

Cumulative net loss ratio

	Current ratio
Cumulative net loss ratio (in %)	0.47

Performance data

Number of contracts being 31 - 60 days delinquent	19
Number of contracts being 61 - 90 days delinquent	18
Balance of contracts being 31 - 60 days delinquent (in EUR)	279,924.33
Balance of contracts being 61 - 90 days delinquent (in EUR)	234,612.42
Defaulted amounts (in EUR)	201,585.32
Cumulative defaulted amounts (in EUR)	10,230,176.39
Recoveries (in EUR)	99,190.30
Cumulative recoveries (in EUR)	5,178,883.15

Compartment German Auto Loans 8

Monthly Investor Report

Reporting Date:	June 10, 2021
Payment Date:	June 21, 2021
Period No.:	37
Monthly Period:	May, 2021
Interest Period:	May 20, 2021 to June 21, 2021 = 32 days

8. Defaulted Amount & Recovery Amount

(as at end of Monthly Period)

Collection Period	No. of Defaulted Agreements in Collection Period	Defaulted Amount in Collection Period (in EUR)	Cumulative Defaulted Amount since Initial Cut-Off Date (in EUR)	Cumulative Amount of Purchased Receivables (in EUR)	Cumulative Default Ratio (in %)	Recovery Amount in Collection Period (in EUR)	Cumulative Recoveries since Initial Cut-Off Date (in EUR)	Cumulative Net Losses (in EUR)	Cumulative Net Loss Ratio (in %)
Apr - 18	0	n/a	n/a	1,075,299,910.71	n/a	n/a	n/a	n/a	n/a
May - 18	5	29.93	29.93	1,075,299,910.71	0.00	0.00	0.00	29.93	0.00
June - 18	10	58.65	88.58	1,075,299,910.71	0.00	0.00	0.00	88.58	0.00
July - 18	20	43,550.19	43,638.77	1,075,299,910.71	0.00	31,120.50	31,120.50	12,518.27	0.00
Aug - 18	21	52,335.52	95,974.29	1,075,299,910.71	0.01	43,026.13	74,146.63	21,827.66	0.00
Sept - 18	10	144,020.39	239,994.68	1,075,299,910.71	0.02	101,063.56	175,210.19	64,784.49	0.01
Oct - 18	18	265,575.90	505,570.58	1,075,299,910.71	0.05	170,175.25	345,385.44	160,185.14	0.01
Nov - 18	23	274,156.35	779,726.93	1,075,299,910.71	0.07	182,720.89	528,106.33	251,620.60	0.02
Dec - 18	15	183,031.54	962,758.47	1,075,299,910.71	0.09	118,416.24	646,522.57	316,235.90	0.03
Jan - 19	31	205,947.54	1,168,706.01	1,075,299,910.71	0.11	121,636.11	768,158.68	400,547.33	0.04
Feb - 19	34	277,525.24	1,446,231.25	1,075,299,910.71	0.13	104,047.73	872,206.41	574,024.84	0.05
Mar - 19	25	249,275.97	1,695,507.22	1,075,299,910.71	0.16	104,890.70	977,097.11	718,410.11	0.07
Apr - 19	36	381,440.83	2,076,948.05	1,075,299,910.71	0.19	223,327.99	1,200,425.10	876,522.95	0.08
May - 19	33	483,294.57	2,560,242.62	1,075,299,910.71	0.24	190,980.91	1,391,406.01	1,168,836.61	0.11
June - 19	46	690,066.43	3,250,309.05	1,075,299,910.71	0.30	312,483.34	1,703,889.35	1,546,419.70	0.14
July - 19	35	225,132.76	3,475,441.81	1,075,299,910.71	0.32	106,480.42	1,810,369.77	1,665,072.04	0.15
Aug - 19	24	155,658.28	3,631,100.09	1,075,299,910.71	0.34	107,172.62	1,917,542.39	1,713,557.70	0.16
Sept - 19	37	549,608.05	4,180,708.14	1,075,299,910.71	0.39	155,254.75	2,072,797.14	2,107,911.00	0.20
Oct - 19	34	587,989.99	4,768,698.13	1,075,299,910.71	0.44	320,188.83	2,392,985.97	2,375,712.16	0.22
Nov - 19	30	331,494.05	5,100,192.18	1,075,299,910.71	0.47	161,968.74	2,554,954.71	2,545,237.47	0.24
Dec - 19	33	263,988.22	5,364,180.40	1,075,299,910.71	0.50	88,794.24	2,643,748.95	2,720,431.45	0.25
Jan - 20	30	700,424.98	6,064,605.38	1,075,299,910.71	0.56	456,246.84	3,099,995.79	2,964,609.59	0.28
Feb - 20	31	368,735.36	6,433,340.74	1,075,299,910.71	0.60	152,175.27	3,252,171.06	3,181,169.68	0.30
Mar - 20	21	211,926.49	6,645,267.23	1,075,299,910.71	0.62	145,671.01	3,397,842.07	3,247,425.16	0.30
Apr - 20	18	274,370.06	6,919,637.29	1,075,299,910.71	0.64	135,356.64	3,533,198.71	3,386,438.58	0.31
May - 20	13	72,885.20	6,992,522.49	1,075,299,910.71	0.65	13,901.21	3,547,099.92	3,445,422.57	0.32
June - 20	28	460,445.24	7,452,967.73	1,075,299,910.71	0.69	243,880.55	3,790,980.47	3,661,987.26	0.34
July - 20	29	234,423.59	7,687,391.32	1,075,299,910.71	0.71	80,782.35	3,871,762.82	3,815,628.50	0.35
Aug - 20	27	264,284.68	7,951,676.00	1,075,299,910.71	0.74	116,366.87	3,988,129.69	3,963,546.31	0.37
Sept - 20	35	169,912.67	8,121,588.67	1,075,299,910.71	0.76	111,543.47	4,099,673.16	4,021,915.51	0.37
Oct - 20	31	312,247.03	8,433,835.70	1,075,299,910.71	0.78	158,969.85	4,258,643.01	4,175,192.69	0.39

Compartment German Auto Loans 8
Monthly Investor Report

Reporting Date:	June 10, 2021
Payment Date:	June 21, 2021
Period No.:	37
Monthly Period:	May, 2021
Interest Period:	May 20, 2021 to June 21, 2021 = 32 days

8. Defaulted Amount & Recovery Amount
(as at end of Monthly Period)

Collection Period	No. of Defaulted Agreements in Collection Period	Defaulted Amount in Collection Period (in EUR)	Cumulative Defaulted Amount since Initial Cut-Off Date (in EUR)	Cumulative Amount of Purchased Receivables (in EUR)	Cumulative Default Ratio (in %)	Recovery Amount in Collection Period (in EUR)	Cumulative Recoveries since Initial Cut-Off Date (in EUR)	Cumulative Net Losses (in EUR)	Cumulative Net Loss Ratio (in %)
Nov - 20	19	176,221.16	8,610,056.86	1,075,299,910.71	0.80	112,298.78	4,370,941.79	4,239,115.07	0.39
Dec - 20	24	220,298.48	8,830,355.34	1,075,299,910.71	0.82	107,016.83	4,477,958.62	4,352,396.72	0.40
Jan - 21	29	282,362.66	9,112,718.00	1,075,299,910.71	0.85	187,240.44	4,665,199.06	4,447,518.94	0.41
Feb - 21	23	355,197.51	9,467,915.51	1,075,299,910.71	0.88	114,725.54	4,779,924.60	4,687,990.91	0.44
Mar - 21	19	328,323.59	9,796,239.10	1,075,299,910.71	0.91	205,606.87	4,985,531.47	4,810,707.63	0.45
Apr - 21	24	232,351.97	10,028,591.07	1,075,299,910.71	0.93	94,161.38	5,079,692.85	4,948,898.22	0.46
May - 21	20	201,585.32	10,230,176.39	1,075,299,910.71	0.95	99,190.30	5,178,883.15	5,051,293.24	0.47

Compartment German Auto Loans 8

Monthly Investor Report

Reporting Date: June 10, 2021
 Payment Date: June 21, 2021
 Period No.: 37
 Monthly Period: May, 2021
 Interest Period: May 20, 2021 to June 21, 2021
 = 32 days

9. Defaulted Amount & Recovery Amount - Loan Level Data

Applicable only if loans have defaulted. Does not include defaulted amounts less than 10 EUR.

	Month / Year of Default	Month / Year of Loan Origination	Initial Principal Balance (in EUR)	Principal Balance of Loan at Default (in EUR)	Recovery Total (in EUR)	Principal Balance End of Period (in EUR)	Object Type (new / used)	Vehicle Series	Customer Type (private / commercial)	Out of Deal (Month / Year)
1	Julv - 18	Oct - 17	43.915.53	43.448.47	29.744.58	13.703.89	Used	6 Series	Commercial	
2	Aua - 18	Sept - 17	32.607.38	32.607.38	32.607.38	0.00	New	MINI	Private	
3	Sept - 18	Aua - 17	25.285.96	24.850.40	21.445.80	3.404.60	Used	4 Series	Private	
4	Sept - 18	Apr - 17	8.810.96	8.554.46	6.197.42	2.357.04	Used	3 Series	Private	
5	Sept - 18	Jan - 18	34.985.52	34.985.52	24.188.16	10.797.36	New	X3 Series	Private	
6	Oct - 18	Dec - 17	52.699.94	23.750.78	-17.57	23.768.35	New	X6 Series	Commercial	
7	Oct - 18	Aua - 14	15.395.68	15.151.54	15.151.54	0.00	Used	X5 Series	Private	
8	Oct - 18	Dec - 17	33.454.33	32.867.89	25.768.57	7.099.32	New	MINI	Private	
9	Oct - 18	Nov - 17	9.417.90	9.217.91	4.659.76	4.558.15	New	Other BMW Group	Commercial	
10	Oct - 18	Apr - 17	21.174.10	4.844.74	-62.75	4.907.49	Used	Non BMW Group (incl. Motorcycles)	Commercial	
11	Oct - 18	Sept - 17	69.895.20	67.797.97	61.887.01	5.910.96	New	X6 Series	Private	
12	Nov - 18	Dec - 17	2.718.02	2.474.07	2.474.07	0.00	Used	Non BMW Group (incl. Motorcycles)	Commercial	
13	Nov - 18	Dec - 16	33.838.24	31.122.49	21.699.71	9.422.78	Used	7 Series	Commercial	
14	Nov - 18	Nov - 17	40.798.71	40.559.21	20.016.61	20.542.60	New	4 Series	Commercial	
15	Nov - 18	Oct - 17	5.993.85	2.881.48	5.82	2.875.66	Used	3 Series	Commercial	
16	Nov - 18	Dec - 17	52.699.94	22.768.53	-182.67	23.005.36	New	X6 Series	Commercial	
17	Nov - 18	Julv - 16	13.691.59	13.042.16	7.722.10	5.320.06	Used	X1 Series	Private	
18	Nov - 18	June - 17	4.279.25	3.969.33	3.969.33	0.00	Used	Other BMW Group	Private	
19	Nov - 18	Dec - 17	74.534.70	72.521.39	61.647.91	10.873.48	Used	X5 Series	Commercial	
20	Dec - 18	Oct - 17	12.808.51	4.321.50	-107.40	4.443.77	Used	3 Series	Commercial	
21	Dec - 18	Julv - 17	20.400.51	20.394.58	20.448.26	0.00	Used	X3 Series	Private	
22	Dec - 18	Nov - 17	24.815.15	22.648.77	19.077.07	3.571.70	Used	5 Series	Private	
23	Dec - 18	Julv - 17	49.294.69	45.264.48	34.249.17	11.015.31	New	5 Series	Commercial	
24	Dec - 18	Aua - 15	19.148.62	18.468.44	10.566.12	7.902.32	New	1 Series	Private	
25	Jan - 19	Jan - 18	29.164.31	28.068.84	16.915.16	11.153.68	New	MINI	Commercial	
26	Jan - 19	Nov - 17	21.537.41	21.267.60	4.430.43	16.837.17	Used	X6 Series	Commercial	
27	Jan - 19	Sept - 17	26.011.75	25.489.99	25.489.99	0.00	Used	X3 Series	Private	
28	Jan - 19	Jan - 18	34.106.54	32.890.97	25.381.60	7.616.20	New	5 Series	Private	
29	Jan - 19	Sept - 17	26.945.21	26.413.21	15.848.80	10.564.41	New	2 Series	Private	
30	Jan - 19	Nov - 17	24.831.66	23.445.68	10.385.46	13.060.22	Used	X5 Series	Commercial	
31	Jan - 19	Oct - 16	35.538.50	15.832.12	-116.15	15.956.95	New	5 Series	Commercial	
32	Jan - 19	Apr - 16	6.321.61	4.670.72	4.670.72	0.00	Used	5 Series	Private	
33	Jan - 19	Mar - 17	4.342.83	2.383.35	-53.04	2.436.39	Used	Non BMW Group (incl. Motorcycles)	Commercial	
34	Feb - 19	Oct - 17	15.038.23	14.501.12	8.463.94	6.169.10	Used	Non BMW Group (incl. Motorcycles)	Commercial	
35	Feb - 19	Julv - 17	66.092.21	64.146.60	42.103.92	22.042.68	New	X6 Series	Commercial	
36	Feb - 19	Oct - 17	17.137.62	15.741.59	12.098.62	3.642.97	Used	Non BMW Group (incl. Motorcycles)	Private	
37	Feb - 19	Sept - 14	27.054.94	26.463.99	26.463.99	0.00	Used	X6 Series	Commercial	

Compartment German Auto Loans 8

Monthly Investor Report

Reporting Date: June 10, 2021
 Payment Date: June 21, 2021
 Period No.: 37
 Monthly Period: May, 2021
 Interest Period: May 20, 2021 to June 21, 2021
 = 32 days

9. Defaulted Amount & Recovery Amount - Loan Level Data

Applicable only if loans have defaulted. Does not include defaulted amounts less than 10 EUR.

	Month / Year of Default	Month / Year of Loan Origination	Initial Principal Balance (in EUR)	Principal Balance of Loan at Default (in EUR)	Recovery Total (in EUR)	Principal Balance End of Period (in EUR)	Object Type (new / used)	Vehicle Series	Customer Type (private / commercial)	Out of Deal (Month / Year)
38	Feb - 19	Oct - 17	5.306.15	4.036.93	4.014.85	40.39	Used	MINI	Commercial	
39	Feb - 19	Sept - 17	38.315.80	37.634.78	31.311.03	6.397.10	New	3 Series	Private	
40	Feb - 19	Sept - 17	65.515.63	28.738.61	1.664.90	27.073.71	New	4 Series	Commercial	
41	Feb - 19	Nov - 15	7.086.09	1.909.55	1.247.81	661.74	New	Non BMW Group (incl. Motorcycles)	Commercial	
42	Feb - 19	Aug - 17	13.584.67	3.543.34	-54.83	3.598.17	Used	1 Series	Commercial	
43	Feb - 19	Dec - 17	22.907.10	5.955.21	-264.40	6.219.61	Used	X6 Series	Commercial	
44	Mar - 19	Feb - 16	14.013.24	11.958.63	11.958.63	0.00	New	MINI	Private	
45	Mar - 19	Jan - 18	20.114.47	18.344.34	15.544.52	2.799.82	Used	MINI	Private	
46	Mar - 19	Dec - 13	9.304.87	9.131.41	0.00	9.131.41	Used	Non BMW Group (incl. Motorcycles)	Commercial	
47	Mar - 19	Dec - 15	38.780.42	36.848.09	20.137.81	16.710.28	New	X3 Series	Private	
48	Mar - 19	May - 17	31.119.99	29.121.85	18.797.82	10.545.14	Used	1 Series	Commercial	
49	Mar - 19	Aug - 17	14.140.24	6.306.65	-62.13	6.368.78	Used	MINI	Commercial	
50	Mar - 19	Aug - 15	9.241.28	8.669.95	8.669.95	0.00	Used	Non BMW Group (incl. Motorcycles)	Private	
51	Mar - 19	Aug - 14	7.407.58	3.279.17	3.279.17	0.00	Used	1 Series	Private	
52	Mar - 19	Aug - 15	17.271.78	16.174.28	7.986.00	8.188.28	Used	X3 Series	Commercial	
53	Mar - 19	Jul - 17	7.182.53	7.023.41	0.00	7.023.41	Used	MINI	Commercial	
54	Mar - 19	Nov - 15	5.988.07	5.101.70	5.101.70	0.00	Used	3 Series	Private	
55	Mar - 19	May - 17	6.412.50	3.342.38	3.342.38	0.00	Used	X5 Series	Commercial	
56	Apr - 19	Oct - 17	28.629.08	27.686.85	25.064.33	2.622.52	New	2 Series	Private	
57	Apr - 19	Oct - 17	94.554.07	84.608.34	40.791.56	43.816.78	New	7 Series	Private	
58	Apr - 19	Apr - 14	6.535.23	6.057.63	132.27	5.925.36	Used	5 Series	Private	
59	Apr - 19	Nov - 15	23.851.35	14.762.26	0.00	14.762.26	New	4 Series	Commercial	
60	Apr - 19	Jul - 17	16.237.61	7.386.56	-295.01	7.681.57	Used	1 Series	Commercial	
61	Apr - 19	Mar - 17	25.115.16	23.671.67	23.671.67	0.00	New	3 Series	Private	
62	Apr - 19	Sept - 13	19.657.13	17.978.51	3.792.78	14.185.73	Used	X6 Series	Commercial	
63	May - 19	Oct - 15	11.559.89	8.919.56	8.919.56	0.00	Used	Non BMW Group (incl. Motorcycles)	Commercial	
64	May - 19	Oct - 13	26.561.15	23.941.10	0.00	23.941.10	New	5 Series	Commercial	
65	May - 19	Jan - 18	51.931.76	48.663.20	34.313.09	14.350.11	New	X5 Series	Commercial	
66	May - 19	Sept - 16	12.129.70	11.741.83	7.522.00	4.219.83	Used	1 Series	Private	
67	May - 19	June - 16	15.141.87	14.109.61	-863.10	14.972.71	Used	1 Series	Private	
68	May - 19	Dec - 17	39.471.78	36.067.89	21.175.86	14.892.03	Used	3 Series	Commercial	
69	May - 19	Nov - 17	15.571.04	15.093.98	1.684.50	13.409.48	Used	1 Series	Private	
70	May - 19	Jul - 17	13.773.81	13.229.33	9.195.14	4.034.19	Used	MINI	Private	
71	May - 19	Dec - 17	19.676.21	17.988.78	7.982.58	10.006.20	Used	MINI	Commercial	
72	May - 19	Dec - 16	33.327.60	31.081.71	20.001.92	11.079.79	New	X1 Series	Commercial	
73	May - 19	Dec - 17	36.732.44	34.750.12	14.795.64	19.954.48	Used	X5 Series	Private	
74	May - 19	Dec - 17	14.034.00	13.657.71	8.133.50	5.524.21	New	Other BMW Group	Private	

Compartment German Auto Loans 8

Monthly Investor Report

Reporting Date: June 10, 2021
 Payment Date: June 21, 2021
 Period No.: 37
 Monthly Period: May, 2021
 Interest Period: May 20, 2021 to June 21, 2021
 = 32 days

9. Defaulted Amount & Recovery Amount - Loan Level Data

Applicable only if loans have defaulted. Does not include defaulted amounts less than 10 EUR.

	Month / Year of Default	Month / Year of Loan Origination	Initial Principal Balance (in EUR)	Principal Balance of Loan at Default (in EUR)	Recovery Total (in EUR)	Principal Balance End of Period (in EUR)	Object Type (new / used)	Vehicle Series	Customer Type (private / commercial)	Out of Deal (Month / Year)
75	June - 19	Sept - 16	23.501.70	9.503.20	118.97	9.384.23	Used	X5 Series	Private	
76	June - 19	Oct - 17	14.605.37	13.159.08	9.547.72	3.611.36	New	Other BMW Group	Private	
77	June - 19	Nov - 13	11.596.19	3.421.13	3.421.13	0.00	Used	3 Series	Private	
78	June - 19	Oct - 17	22.446.94	12.122.70	4.285.60	7.930.16	New	3 Series	Commercial	
79	June - 19	June - 17	14.409.42	11.479.42	9.117.18	2.375.98	Used	X3 Series	Commercial	
80	June - 19	Julv - 17	50.061.97	48.493.39	25.030.04	23.521.32	New	4 Series	Commercial	
81	June - 19	Aug - 17	14.635.27	13.965.30	0.00	13.965.30	Used	X1 Series	Private	
82	June - 19	Julv - 17	39.222.08	37.649.27	27.079.43	10.569.84	New	5 Series	Commercial	
83	June - 19	Jan - 17	27.676.63	22.550.40	8.787.20	13.763.20	New	MINI	Commercial	
84	June - 19	Dec - 17	56.192.02	52.728.58	37.856.54	14.872.04	Used	X5 Series	Private	
85	June - 19	Nov - 17	57.673.10	55.593.34	27.204.34	28.389.00	New	5 Series	Commercial	
86	June - 19	Dec - 17	17.934.72	16.396.36	11.215.45	5.180.91	Used	MINI	Commercial	
87	June - 19	Julv - 17	38.421.25	34.372.97	30.850.08	3.522.89	Used	Non BMW Group (incl. Motorcycles)	Commercial	
88	June - 19	Apr - 14	5.806.47	3.771.48	3.771.48	0.00	Used	5 Series	Private	
89	June - 19	Aug - 16	5.517.35	4.613.39	3.314.42	1.298.97	Used	MINI	Private	
90	June - 19	Dec - 17	22.734.99	22.011.75	13.983.26	8.028.49	New	3 Series	Commercial	
91	June - 19	Dec - 17	22.734.99	22.011.75	13.983.26	8.028.49	New	3 Series	Commercial	
92	June - 19	Sept - 17	23.667.04	20.718.16	20.718.16	0.00	Used	5 Series	Commercial	
93	June - 19	Julv - 17	57.002.71	54.823.81	25.992.87	28.830.94	New	X5 Series	Commercial	
94	June - 19	Sept - 17	8.506.04	6.551.53	4.451.10	2.100.43	Used	X1 Series	Commercial	
95	June - 19	Dec - 17	20.935.73	20.342.13	13.895.36	6.446.77	New	3 Series	Commercial	
96	June - 19	Aug - 17	35.417.75	32.510.31	22.802.86	9.707.45	New	X3 Series	Commercial	
97	June - 19	Nov - 15	19.936.01	19.724.91	19.724.91	0.00	New	X1 Series	Private	
98	Julv - 19	Oct - 17	17.726.82	15.521.27	6.355.61	9.165.66	Used	3 Series	Commercial	
99	Julv - 19	Sept - 17	17.371.14	16.107.59	11.086.55	5.175.56	Used	3 Series	Commercial	
100	Julv - 19	Jan - 18	26.157.43	22.707.26	22.707.26	0.00	Used	5 Series	Private	
101	Julv - 19	Nov - 17	49.777.55	16.139.10	-184.83	16.323.93	New	5 Series	Commercial	
102	Julv - 19	Julv - 17	16.636.47	14.007.69	5.746.20	8.261.49	Used	3 Series	Commercial	
103	Julv - 19	Oct - 17	11.476.04	10.875.63	0.00	10.875.63	Used	X1 Series	Private	
104	Julv - 19	Dec - 15	16.008.18	13.889.02	13.889.02	0.00	Used	3 Series	Private	
105	Julv - 19	Sept - 17	28.046.29	14.978.50	-130.85	15.109.35	Used	X1 Series	Commercial	
106	Julv - 19	Sept - 17	18.141.07	16.085.71	8.381.38	7.704.33	Used	1 Series	Commercial	
107	Julv - 19	Aug - 16	41.262.74	36.770.44	21.336.45	15.817.45	Used	X5 Series	Commercial	
108	Aug - 19	Dec - 17	25.096.59	21.622.40	21.622.40	0.00	Used	5 Series	Private	
109	Aug - 19	Jan - 18	70.481.97	62.910.68	29.066.91	33.843.77	New	5 Series	Commercial	
110	Aug - 19	Julv - 17	27.795.68	25.762.87	21.829.17	3.933.70	Used	7 Series	Commercial	
111	Sept - 19	Sept - 17	32.849.97	8.770.74	-3.428.47	12.199.21	Used	X6 Series	Commercial	

Compartment German Auto Loans 8

Monthly Investor Report

Reporting Date: June 10, 2021
 Payment Date: June 21, 2021
 Period No.: 37
 Monthly Period: May, 2021
 Interest Period: May 20, 2021 to June 21, 2021
 = 32 days

9. Defaulted Amount & Recovery Amount - Loan Level Data

Applicable only if loans have defaulted. Does not include defaulted amounts less than 10 EUR.

	Month / Year of Default	Month / Year of Loan Origination	Initial Principal Balance (in EUR)	Principal Balance of Loan at Default (in EUR)	Recovery Total (in EUR)	Principal Balance End of Period (in EUR)	Object Type (new / used)	Vehicle Series	Customer Type (private / commercial)	Out of Deal (Month / Year)
112	Sept - 19	Aug - 17	47.395.16	44.868.15	33.533.09	11.496.13	New	5 Series	Commercial	
113	Sept - 19	Nov - 16	69.663.20	50.738.53	50.738.53	0.00	New	3 Series	Commercial	
114	Sept - 19	Dec - 16	34.065.28	31.152.42	0.00	31.152.42	Used	7 Series	Commercial	
115	Sept - 19	Nov - 17	40.189.89	36.471.59	20.179.54	16.292.05	New	5 Series	Commercial	
116	Sept - 19	Sept - 17	3.603.50	2.779.50	0.00	2.779.50	Used	Non BMW Group (incl. Motorcycles)	Private	
117	Sept - 19	Feb - 16	14.716.06	13.433.88	5.060.56	8.373.32	Used	5 Series	Private	
118	Sept - 19	Oct - 17	15.205.31	8.437.11	1.457.28	6.979.83	Used	1 Series	Commercial	
119	Sept - 19	Nov - 17	26.480.07	510.37	0.00	510.37	Used	X5 Series	Commercial	
120	Sept - 19	Oct - 17	24.217.27	20.398.65	18.553.97	1.844.68	Used	MINI	Commercial	
121	Sept - 19	Nov - 17	33.338.43	28.001.82	15.937.61	12.064.21	Used	X3 Series	Commercial	
122	Sept - 19	Sept - 17	28.824.34	27.911.68	6.59	27.959.18	New	3 Series	Private	
123	Oct - 19	Aug - 17	20.394.80	17.345.78	10.755.00	6.590.78	New	2 Series	Commercial	
124	Oct - 19	Jan - 17	9.359.02	6.978.17	6.978.17	0.00	Used	1 Series	Commercial	
125	Oct - 19	Dec - 17	104.313.95	92.949.01	0.00	92.949.01	Used	7 Series	Commercial	
126	Oct - 19	Mar - 16	4.625.30	2.470.95	0.00	2.470.95	Used	5 Series	Private	
127	Oct - 19	Sept - 16	17.697.06	13.059.96	9.951.06	3.108.90	Used	3 Series	Private	
128	Oct - 19	Aug - 17	69.456.38	68.424.85	45.384.96	23.039.89	New	X6 Series	Commercial	
129	Oct - 19	Dec - 17	53.121.42	45.009.05	30.235.67	15.007.03	New	5 Series	Commercial	
130	Oct - 19	Dec - 17	38.360.60	33.542.94	21.839.89	11.703.05	Used	6 Series	Commercial	
131	Oct - 19	Oct - 16	23.115.53	19.544.99	14.738.54	4.923.71	Used	5 Series	Commercial	
132	Nov - 19	Aug - 17	13.254.54	11.502.25	7.003.72	4.532.34	Used	3 Series	Private	
133	Nov - 19	Nov - 17	11.780.18	8.273.51	0.00	8.273.51	Used	3 Series	Private	
134	Nov - 19	Mar - 17	14.780.65	13.679.11	-33.41	13.712.52	Used	3 Series	Commercial	
135	Nov - 19	Nov - 17	13.161.54	11.609.22	4.147.88	7.461.34	Used	1 Series	Commercial	
136	Nov - 19	Jul - 17	21.611.22	19.304.37	0.00	19.304.37	Used	5 Series	Commercial	
137	Nov - 19	Dec - 16	23.471.93	19.800.31	9.167.15	10.633.16	Used	5 Series	Commercial	
138	Nov - 19	Dec - 17	32.547.80	16.150.00	16.150.00	0.00	New	X1 Series	Commercial	
139	Nov - 19	Aug - 17	45.192.15	39.575.09	8.445.71	31.129.38	Used	7 Series	Private	
140	Nov - 19	Mar - 17	33.071.02	29.545.71	18.716.49	10.829.22	Used	6 Series	Commercial	
141	Dec - 19	Nov - 17	14.139.40	11.266.95	11.266.95	0.00	Used	3 Series	Private	
142	Dec - 19	Jul - 15	20.912.52	1.672.67	1.672.67	0.00	Used	Z Series	Private	
143	Dec - 19	Oct - 17	23.165.64	17.103.15	11.266.26	5.836.89	Used	5 Series	Commercial	
144	Dec - 19	Dec - 17	13.819.33	5.610.74	2.483.25	3.127.49	New	Other BMW Group	Private	
145	Dec - 19	Nov - 17	52.414.19	20.447.90	-232.50	20.680.40	New	X6 Series	Commercial	
146	Dec - 19	Nov - 17	23.062.94	20.077.64	20.077.64	0.00	Used	5 Series	Private	
147	Dec - 19	Oct - 17	20.404.16	14.938.27	9.551.08	5.387.19	Used	5 Series	Commercial	
148	Dec - 19	Oct - 16	31.125.45	15.852.67	15.296.04	556.63	New	5 Series	Commercial	

Compartment German Auto Loans 8

Monthly Investor Report

Reporting Date: June 10, 2021
 Payment Date: June 21, 2021
 Period No.: 37
 Monthly Period: May, 2021
 Interest Period: May 20, 2021 to June 21, 2021
 = 32 days

9. Defaulted Amount & Recovery Amount - Loan Level Data

Applicable only if loans have defaulted. Does not include defaulted amounts less than 10 EUR.

	Month / Year of Default	Month / Year of Loan Origination	Initial Principal Balance (in EUR)	Principal Balance of Loan at Default (in EUR)	Recovery Total (in EUR)	Principal Balance End of Period (in EUR)	Object Type (new / used)	Vehicle Series	Customer Type (private / commercial)	Out of Deal (Month / Year)
149	Dec - 19	Mav - 14	10.629.87	2.131.68	2.131.68	0.00	Used	5 Series	Private	
150	Dec - 19	Aug - 17	29.234.68	26.566.88	12.253.16	14.313.72	New	2 Series	Private	
151	Dec - 19	Oct - 17	21.325.54	19.941.43	19.996.14	0.00	Used	3 Series	Private	
152	Dec - 19	Mav - 16	16.652.34	14.933.03	14.933.03	0.00	Used	3 Series	Private	
153	Jan - 20	Apr - 17	61.102.29	48.998.95	48.998.95	0.00	New	X4 Series	Commercial	
154	Jan - 20	Sept - 17	34.280.69	31.851.67	25.796.79	6.054.88	New	X4 Series	Commercial	
155	Jan - 20	Feb - 16	20.493.83	16.879.02	5.559.53	11.319.49	Used	3 Series	Private	
156	Jan - 20	Julv - 17	25.755.66	21.817.47	10.704.22	11.113.25	Used	5 Series	Private	
157	Jan - 20	Oct - 17	57.484.56	51.416.40	51.416.40	0.00	Used	X6 Series	Private	
158	Jan - 20	Jan - 18	135.814.45	114.705.83	76.004.24	38.701.59	New	Non BMW Group (incl. Motorcycles)	Commercial	
159	Jan - 20	Jan - 17	40.046.22	34.919.91	26.482.21	8.437.70	Used	X5 Series	Private	
160	Jan - 20	Julv - 17	34.124.55	29.999.59	29.999.59	0.00	Used	X5 Series	Commercial	
161	Jan - 20	Dec - 17	22.344.98	18.054.75	7.602.47	10.452.28	Used	5 Series	Commercial	
162	Jan - 20	Nov - 17	32.264.43	19.404.84	19.404.84	0.00	Used	5 Series	Private	
163	Jan - 20	Julv - 17	13.266.82	10.692.87	6.461.00	4.231.87	Used	1 Series	Private	
164	Jan - 20	Mav - 17	57.180.95	46.930.53	31.297.46	15.633.07	Used	X6 Series	Commercial	
165	Feb - 20	June - 17	100.997.62	73.172.57	17.000.00	56.172.57	New	7 Series	Commercial	
166	Feb - 20	Jan - 18	17.500.62	14.205.96	14.205.96	0.00	New	1 Series	Commercial	
167	Feb - 20	Jan - 18	51.850.24	46.274.65	22.172.07	24.102.58	Used	X5 Series	Commercial	
168	Feb - 20	Julv - 17	13.784.20	3.155.88	3.155.88	0.00	Used	X5 Series	Commercial	
169	Feb - 20	Julv - 15	10.536.58	5.653.72	5.653.72	0.00	Used	3 Series	Private	
170	Feb - 20	Julv - 17	24.232.74	10.964.17	5.673.56	5.290.61	Used	X5 Series	Commercial	
171	Feb - 20	Julv - 17	2.399.75	256.77	245.30	11.47	Used	Non BMW Group (incl. Motorcycles)	Private	
172	Feb - 20	Dec - 17	28.585.81	4.920.39	0.00	4.920.39	Used	X4 Series	Commercial	
173	Feb - 20	Julv - 17	1.730.15	1.109.12	0.00	1.109.12	Used	3 Series	Private	
174	Feb - 20	Sept - 17	6.978.90	5.548.23	3.035.46	2.512.77	Used	MINI	Commercial	
175	Feb - 20	Julv - 17	51.845.25	11.307.72	0.00	11.307.72	New	7 Series	Commercial	
176	Mar - 20	Oct - 17	8.654.39	6.379.14	5.000.00	1.379.14	Used	MINI	Commercial	
177	Mar - 20	Aug - 16	34.848.92	3.565.55	0.00	3.565.55	New	5 Series	Commercial	
178	Mar - 20	Aug - 17	14.683.22	8.983.29	8.629.99	376.16	Used	X3 Series	Commercial	
179	Mar - 20	Oct - 17	14.160.34	11.290.82	0.00	11.290.82	Used	1 Series	Private	
180	Mar - 20	Aug - 17	18.158.96	15.186.61	36.95	15.183.48	New	3 Series	Private	
181	Mar - 20	Aug - 14	8.131.74	5.256.31	2.196.11	3.060.20	Used	Non BMW Group (incl. Motorcycles)	Private	
182	Apr - 20	Jan - 18	24.327.37	16.731.23	12.588.45	4.142.78	Used	X4 Series	Commercial	
183	Apr - 20	Mar - 17	41.873.75	33.665.31	33.665.31	0.00	Used	X5 Series	Private	
184	Apr - 20	Jan - 17	22.616.14	18.771.37	12.638.35	6.133.02	New	1 Series	Private	
185	Apr - 20	Jan - 18	13.582.46	11.468.75	0.00	11.468.75	Used	MINI	Commercial	

Compartment German Auto Loans 8

Monthly Investor Report

Reporting Date: June 10, 2021
 Payment Date: June 21, 2021
 Period No.: 37
 Monthly Period: May, 2021
 Interest Period: May 20, 2021 to June 21, 2021
 = 32 days

9. Defaulted Amount & Recovery Amount - Loan Level Data

Applicable only if loans have defaulted. Does not include defaulted amounts less than 10 EUR.

	Month / Year of Default	Month / Year of Loan Origination	Initial Principal Balance (in EUR)	Principal Balance of Loan at Default (in EUR)	Recovery Total (in EUR)	Principal Balance End of Period (in EUR)	Object Type (new / used)	Vehicle Series	Customer Type (private / commercial)	Out of Deal (Month / Year)
186	Apr - 20	Oct - 14	13.831.74	9.931.21	4.379.98	5.551.23	Used	X1 Series	Commercial	
187	Apr - 20	Aua - 16	15.490.91	13.508.92	3.531.72	9.977.20	Used	X3 Series	Commercial	
188	Mav - 20	Oct - 15	12.422.54	4.639.73	4.639.73	0.00	Used	5 Series	Private	
189	Mav - 20	Feb - 17	2.991.02	833.89	833.89	0.00	Used	1 Series	Private	
190	Mav - 20	Julv - 16	11.911.64	7.529.55	7.529.55	0.00	Used	5 Series	Commercial	
191	Mav - 20	Oct - 17	8.880.12	5.384.25	5.384.25	0.00	Used	1 Series	Private	
192	Mav - 20	Julv - 17	88.523.02	19.397.46	19.397.46	0.00	New	4 Series	Commercial	
193	Mav - 20	Julv - 17	27.120.09	14.785.20	12.461.65	2.323.55	Used	5 Series	Commercial	
194	June - 20	Nov - 16	19.689.90	13.925.89	12.556.88	1.369.01	Used	1 Series	Private	
195	June - 20	Sept - 17	14.141.42	11.077.67	10.510.53	567.14	Used	X1 Series	Private	
196	June - 20	Julv - 17	78.145.50	66.279.92	29.634.26	36.645.66	New	X5 Series	Commercial	
197	June - 20	Mar - 17	28.877.04	25.461.16	14.093.72	11.367.44	New	X1 Series	Private	
198	June - 20	Oct - 17	28.032.15	20.481.58	0.00	20.481.58	Used	MINI	Commercial	
199	June - 20	Jan - 18	35.472.56	28.852.38	28.900.51	0.00	New	MINI	Private	
200	June - 20	Dec - 17	14.325.63	11.148.34	11.148.34	0.00	Used	1 Series	Private	
201	June - 20	Nov - 14	5.285.10	2.530.41	2.530.41	0.00	Used	1 Series	Private	
202	June - 20	Apr - 16	16.250.29	10.391.99	10.314.62	77.37	Used	X1 Series	Private	
203	June - 20	Aua - 17	28.672.77	20.671.17	9.993.90	10.677.27	Used	4 Series	Commercial	
204	June - 20	Sept - 17	49.819.47	43.206.02	25.473.42	17.732.60	New	5 Series	Commercial	
205	June - 20	Oct - 17	18.744.69	8.469.95	8.469.95	0.00	New	4 Series	Commercial	
206	Julv - 20	Aua - 17	7.105.23	5.191.33	0.00	5.191.33	New	Non BMW Group (incl. Motorcycles)	Commercial	
207	Julv - 20	Jan - 18	27.258.64	21.756.96	0.00	21.756.96	Used	2 Series	Private	
208	Julv - 20	June - 15	22.155.68	14.662.05	13.879.97	782.08	Used	5 Series	Private	
209	Julv - 20	Dec - 16	29.066.28	10.721.58	10.154.57	567.01	New	MINI	Private	
210	Julv - 20	Feb - 17	22.099.83	17.108.90	11.688.10	5.420.80	Used	5 Series	Commercial	
211	Julv - 20	Oct - 17	37.535.25	29.872.32	3.517.57	26.354.75	New	1 Series	Private	
212	Julv - 20	Dec - 17	11.896.27	4.693.39	4.693.39	0.00	Used	MINI	Commercial	
213	Julv - 20	Dec - 17	33.511.32	28.567.23	16.162.34	12.404.89	New	X1 Series	Commercial	
214	Aua - 20	Mar - 17	23.510.70	18.675.52	6.972.07	11.703.45	Used	Non BMW Group (incl. Motorcycles)	Private	
215	Aua - 20	Nov - 17	35.431.60	28.744.49	59.44	28.750.77	New	1 Series	Private	
216	Aua - 20	Aua - 17	38.432.11	24.400.01	9.049.37	15.350.64	New	3 Series	Commercial	
217	Aua - 20	Dec - 17	29.147.43	19.830.80	15.574.92	4.255.88	Used	5 Series	Private	
218	Aua - 20	Oct - 17	23.432.78	17.825.05	9.741.38	8.083.67	Used	X1 Series	Commercial	
219	Aua - 20	Sept - 17	38.090.00	33.671.25	13.646.98	20.024.27	New	3 Series	Commercial	
220	Aua - 20	Julv - 17	25.475.85	20.299.30	0.00	20.299.30	Used	3 Series	Commercial	
221	Aua - 20	Jan - 17	15.137.82	13.611.69	13.611.69	0.00	New	1 Series	Private	
222	Aua - 20	Sept - 17	26.521.10	11.475.42	3.361.90	8.113.52	Used	4 Series	Private	

Compartment German Auto Loans 8

Monthly Investor Report

Reporting Date: June 10, 2021
 Payment Date: June 21, 2021
 Period No.: 37
 Monthly Period: May, 2021
 Interest Period: May 20, 2021 to June 21, 2021
 = 32 days

9. Defaulted Amount & Recovery Amount - Loan Level Data

Applicable only if loans have defaulted. Does not include defaulted amounts less than 10 EUR.

	Month / Year of Default	Month / Year of Loan Origination	Initial Principal Balance (in EUR)	Principal Balance of Loan at Default (in EUR)	Recovery Total (in EUR)	Principal Balance End of Period (in EUR)	Object Type (new / used)	Vehicle Series	Customer Type (private / commercial)	Out of Deal (Month / Year)
223	Sept - 20	Aug - 17	15.068.37	11.186.14	7.442.11	3.744.03	New	MINI	Commercial	
224	Sept - 20	Dec - 17	57.470.61	27.017.72	13.49	27.004.23	New	5 Series	Private	
225	Sept - 20	Oct - 17	13.797.66	4.477.86	-12.44	4.490.30	Used	1 Series	Private	
226	Oct - 20	Feb - 16	13.125.69	7.350.11	3.402.80	3.947.31	Used	3 Series	Private	
227	Oct - 20	Jan - 18	19.960.76	15.339.66	14.530.31	809.35	Used	1 Series	Private	
228	Oct - 20	Aug - 17	54.600.69	45.729.80	19.620.60	26.109.20	New	X4 Series	Commercial	
229	Oct - 20	Mar - 16	17.372.15	8.872.47	4.000.00	4.872.47	Used	5 Series	Private	
230	Oct - 20	Dec - 17	14.686.00	7.996.13	1.831.90	6.164.23	Used	5 Series	Private	
231	Oct - 20	Jan - 18	30.262.58	16.248.06	4.005.14	12.242.92	Used	5 Series	Private	
232	Oct - 20	Mar - 15	18.595.12	11.587.79	11.587.79	0.00	Used	1 Series	Private	
233	Oct - 20	Jan - 16	23.079.18	15.599.80	9.300.00	6.299.80	Used	X3 Series	Private	
234	Oct - 20	Dec - 17	13.008.78	9.491.29	5.192.28	4.299.01	Used	5 Series	Private	
235	Oct - 20	Dec - 17	39.264.70	34.915.81	34.915.81	0.00	New	X4 Series	Commercial	
236	Oct - 20	Aug - 17	8.706.62	5.980.37	5.980.37	0.00	New	Other BMW Group	Private	
237	Oct - 20	Dec - 17	12.653.75	9.476.54	9.476.54	0.00	Used	MINI	Private	
238	Oct - 20	Nov - 17	60.382.92	48.943.29	30.587.26	18.356.03	Used	X6 Series	Commercial	
239	Nov - 20	Aug - 17	21.687.97	16.640.83	13.856.06	2.784.77	Used	3 Series	Private	
240	Nov - 20	Nov - 17	20.717.91	16.506.74	10.876.33	5.630.41	New	MINI	Private	
241	Nov - 20	Apr - 16	11.466.58	7.169.57	1.047.34	6.122.23	Used	1 Series	Private	
242	Nov - 20	Oct - 17	35.680.92	24.567.19	24.567.19	0.00	Used	3 Series	Private	
243	Nov - 20	Apr - 15	13.114.27	2.961.47	2.961.47	0.00	Used	6 Series	Commercial	
244	Nov - 20	Sept - 16	18.886.04	7.352.97	1.923.25	5.429.72	Used	5 Series	Private	
245	Dec - 20	Dec - 17	35.167.22	28.459.05	22.899.05	5.560.00	New	5 Series	Private	
246	Dec - 20	Mav - 17	20.776.85	7.399.68	1.652.00	5.747.68	New	1 Series	Private	
247	Dec - 20	Oct - 17	63.679.15	52.857.66	27.918.33	24.939.33	New	X5 Series	Commercial	
248	Dec - 20	June - 17	35.666.94	28.080.74	0.00	28.080.74	Used	X6 Series	Commercial	
249	Dec - 20	Nov - 17	11.290.17	7.792.90	7.792.90	0.00	Used	X1 Series	Private	
250	Dec - 20	Mav - 17	5.453.16	1.480.33	862.38	617.95	Used	MINI	Private	
251	Dec - 20	Dec - 17	28.111.52	8.363.05	-82.16	8.445.21	Used	X6 Series	Commercial	
252	Dec - 20	Mav - 17	33.977.17	9.372.11	9.372.11	0.00	New	X1 Series	Private	
253	Dec - 20	Jan - 16	9.860.98	6.142.86	1.954.74	4.188.12	Used	MINI	Commercial	
254	Jan - 21	Aug - 17	12.793.46	9.314.07	9.314.07	0.00	Used	Other BMW Group	Private	
255	Jan - 21	Mar - 17	29.428.38	16.370.02	16.370.02	0.00	New	X1 Series	Commercial	
256	Jan - 21	Dec - 17	32.676.90	24.103.09	24.103.09	0.00	New	MINI	Commercial	
257	Jan - 21	June - 17	62.296.84	15.328.21	2.661.00	12.667.21	New	X5 Series	Private	
258	Jan - 21	June - 17	5.028.53	732.47	732.47	0.00	Used	Other BMW Group	Private	
259	Jan - 21	Oct - 17	37.269.82	28.227.12	21.673.72	6.553.40	New	4 Series	Private	

Compartment German Auto Loans 8

Monthly Investor Report

Reporting Date: June 10, 2021
 Payment Date: June 21, 2021
 Period No.: 37
 Monthly Period: May, 2021
 Interest Period: May 20, 2021 to June 21, 2021
 = 32 days

9. Defaulted Amount & Recovery Amount - Loan Level Data

Applicable only if loans have defaulted. Does not include defaulted amounts less than 10 EUR.

	Month / Year of Default	Month / Year of Loan Origination	Initial Principal Balance (in EUR)	Principal Balance of Loan at Default (in EUR)	Recovery Total (in EUR)	Principal Balance End of Period (in EUR)	Object Type (new / used)	Vehicle Series	Customer Type (private / commercial)	Out of Deal (Month / Year)
260	Jan - 21	Dec - 17	12.398.61	5.710.10	5.702.07	8.03	Used	MINI	Private	
261	Jan - 21	Aug - 16	33.058.26	19.701.94	7.478.42	12.223.52	Used	X5 Series	Commercial	
262	Jan - 21	Jan - 18	59.098.10	49.019.89	49.019.89	0.00	New	X3 Series	Private	
263	Feb - 21	Sept - 17	18.536.37	10.158.24	1.000.00	9.158.24	New	MINI	Private	
264	Feb - 21	Jul - 17	46.673.95	9.334.59	9.334.59	0.00	New	5 Series	Commercial	
265	Feb - 21	Jan - 18	25.859.87	18.776.11	11.200.00	7.576.11	New	1 Series	Private	
266	Feb - 21	Sept - 17	8.857.27	6.995.33	187.40	6.807.93	Used	3 Series	Private	
267	Feb - 21	Jul - 17	28.357.07	24.537.90	0.00	24.537.90	New	5 Series	Commercial	
268	Feb - 21	Jul - 17	8.197.75	4.193.62	1.045.60	3.148.02	Used	3 Series	Private	
269	Feb - 21	Nov - 17	82.728.35	21.744.41	900.00	20.844.41	New	X3 Series	Private	
270	Feb - 21	Jul - 17	4.371.08	1.593.82	1.132.88	460.94	Used	Non BMW Group (incl. Motorcycles)	Private	
271	Feb - 21	June - 17	22.230.75	2.393.09	2.392.79	0.30	New	1 Series	Private	
272	Feb - 21	Nov - 17	11.569.66	8.175.26	4.951.15	3.224.11	Used	MINI	Commercial	
273	Feb - 21	Jul - 17	90.258.59	58.057.57	3.801.82	54.255.75	New	X5 Series	Commercial	
274	Feb - 21	Jul - 17	29.919.76	21.800.19	1.600.00	20.200.19	New	2 Series	Private	
275	Feb - 21	Dec - 16	51.706.84	36.582.32	0.00	36.582.32	New	4 Series	Commercial	
276	Feb - 21	Jul - 17	10.028.74	1.220.61	1.220.61	0.00	Used	3 Series	Commercial	
277	Mar - 21	Aug - 17	36.374.20	24.694.96	24.694.96	0.00	New	X1 Series	Commercial	
278	Mar - 21	Aug - 17	31.791.08	7.248.96	6.000.00	1.248.96	New	X3 Series	Commercial	
279	Mar - 21	Jan - 17	46.217.02	32.312.08	25.798.32	6.513.76	Used	6 Series	Commercial	
280	Mar - 21	Aug - 17	10.799.42	4.729.02	406.46	4.322.56	Used	MINI	Private	
281	Mar - 21	Dec - 16	55.620.27	38.999.89	26.910.27	12.089.62	Used	X5 Series	Commercial	
282	Mar - 21	Aug - 17	35.933.43	1.958.57	580.19	1.378.38	New	MINI	Private	
283	Mar - 21	Jan - 18	28.042.30	19.262.77	5.996.08	13.266.69	New	1 Series	Commercial	
284	Mar - 21	Dec - 16	27.489.02	21.313.37	12.100.84	9.212.53	New	1 Series	Commercial	
285	Mar - 21	Dec - 17	15.071.66	9.394.70	9.394.70	0.00	New	Other BMW Group	Private	
286	Mar - 21	Jan - 18	39.670.27	32.148.04	0.00	32.148.04	New	5 Series	Commercial	
287	Mar - 21	Jan - 18	28.042.39	19.262.86	7.266.03	11.996.83	New	1 Series	Commercial	
288	Mar - 21	Jan - 18	11.352.51	6.986.35	6.986.35	0.00	Used	3 Series	Private	
289	Apr - 21	Sept - 15	25.370.41	10.166.28	737.84	9.428.44	Used	3 Series	Private	
290	Apr - 21	Aug - 17	29.546.24	26.225.50	0.00	26.225.50	New	MINI	Private	
291	Apr - 21	Sept - 17	24.715.17	14.839.04	640.00	14.199.04	New	MINI	Private	
292	Apr - 21	Sept - 17	6.565.77	348.13	0.00	348.13	Used	X3 Series	Commercial	
293	Apr - 21	Sept - 17	7.940.49	4.759.20	4.485.48	273.72	Used	Non BMW Group (incl. Motorcycles)	Commercial	
294	Apr - 21	Dec - 17	9.628.51	1.503.26	527.96	975.30	Used	3 Series	Private	
295	Apr - 21	Sept - 17	56.518.76	47.291.27	905.54	46.385.73	New	4 Series	Commercial	
296	Apr - 21	Sept - 16	9.577.21	4.825.96	349.60	4.476.36	Used	5 Series	Private	

Compartment German Auto Loans 8

Monthly Investor Report

Reporting Date: June 10, 2021
 Payment Date: June 21, 2021
 Period No.: 37
 Monthly Period: May, 2021
 Interest Period: May 20, 2021 to June 21, 2021
 = 32 days

9. Defaulted Amount & Recovery Amount - Loan Level Data

Applicable only if loans have defaulted. Does not include defaulted amounts less than 10 EUR.

	Month / Year of Default	Month / Year of Loan Origination	Initial Principal Balance (in EUR)	Principal Balance of Loan at Default (in EUR)	Recovery Total (in EUR)	Principal Balance End of Period (in EUR)	Object Type (new / used)	Vehicle Series	Customer Type (private / commercial)	Out of Deal (Month / Year)
297	Apr - 21	Jan - 18	22.965.90	19.702.41	10.527.50	9.174.91	New	MINI	Private	
298	Apr - 21	Nov - 17	13.314.55	8.619.20	7.155.19	1.492.15	Used	MINI	Private	
299	Apr - 21	Sept - 16	13.961.33	6.712.12	0.00	6.712.12	Used	1 Series	Private	
300	Apr - 21	Jan - 18	18.840.25	9.083.62	9.083.62	0.00	Used	3 Series	Commercial	
301	Apr - 21	Oct - 16	16.479.89	14.352.98	6.28	14.390.70	New	1 Series	Private	
302	Apr - 21	Sept - 17	5.599.67	987.45	372.22	615.23	Used	1 Series	Private	
303	Apr - 21	Julv - 17	29.033.09	21.375.83	19.640.10	1.735.73	New	MINI	Private	
304	Mav - 21	Aug - 16	14.638.15	10.639.26	6.253.00	4.386.26	Used	5 Series	Private	
305	Mav - 21	Nov - 17	9.148.19	7.197.20	243.47	6.953.73	Used	3 Series	Private	
306	Mav - 21	Oct - 17	5.541.35	2.350.36	101.77	2.248.59	Used	3 Series	Private	
307	Mav - 21	Oct - 15	20.419.89	10.601.53	0.00	10.601.53	Used	5 Series	Commercial	
308	Mav - 21	Dec - 17	17.585.89	10.621.59	10.621.59	0.00	New	1 Series	Private	
309	Mav - 21	Oct - 17	14.322.02	10.541.13	220.00	10.321.13	New	MINI	Commercial	
310	Mav - 21	Mav - 16	11.392.58	8.293.96	0.00	8.293.96	Used	Non BMW Group (incl. Motorcycles)	Private	
311	Mav - 21	Oct - 17	29.364.40	10.203.84	1.795.41	8.408.43	New	5 Series	Commercial	
312	Mav - 21	Julv - 17	50.906.69	32.515.64	26.900.00	5.615.64	Used	6 Series	Private	
313	Mav - 21	Jan - 18	25.289.29	18.565.40	9.702.83	8.862.57	New	MINI	Commercial	
314	Mav - 21	Nov - 17	15.267.53	8.644.26	0.00	8.644.26	Used	1 Series	Commercial	
315	Mav - 21	Oct - 17	29.005.32	15.786.48	1.200.00	14.586.48	New	1 Series	Private	
316	Mav - 21	Jan - 18	20.719.64	14.353.47	11.134.53	3.218.94	Used	5 Series	Private	
317	Mav - 21	Jan - 18	27.840.02	10.232.72	0.00	10.232.72	New	2 Series	Commercial	
318	Aug - 18	Mar - 16	9.547.20	242.61	73.48	169.13	New	MINI	Commercial	Aug - 18
319	Aug - 18	Feb - 17	19.379.16	19.379.16	14.599.98	4.779.18	Used	7 Series	Commercial	Nov - 18
320	Sept - 18	Jan - 17	11.000.31	10.756.77	6.587.61	4.169.16	Used	1 Series	Commercial	Nov - 18
321	Sept - 18	Sept - 15	37.319.57	36.068.06	24.565.15	11.502.91	New	5 Series	Commercial	Dec - 18
322	Sept - 18	Aug - 17	25.583.07	25.011.15	16.662.47	8.348.68	Used	3 Series	Private	Dec - 18
323	Dec - 18	Aug - 17	10.130.03	10.130.03	1.849.57	8.280.46	Used	1 Series	Private	Dec - 18
324	Oct - 18	Jan - 18	47.972.42	47.297.54	33.990.04	13.307.50	Used	X5 Series	Commercial	Jan - 19
325	Oct - 18	Sept - 17	29.677.86	28.607.90	21.611.61	6.996.29	Used	4 Series	Commercial	Jan - 19
326	Nov - 18	June - 17	15.255.77	14.417.33	12.084.54	2.332.79	Used	MINI	Private	Jan - 19
327	Oct - 18	Nov - 17	37.044.29	35.980.45	26.194.35	9.872.79	New	X1 Series	Private	Feb - 19
328	Nov - 18	Julv - 17	17.214.24	16.995.55	15.071.70	1.923.85	New	Other BMW Group	Commercial	Feb - 19
329	Nov - 18	June - 16	22.128.78	21.157.85	13.619.81	7.538.04	Used	3 Series	Private	Feb - 19
330	Feb - 19	Oct - 14	4.487.09	759.87	285.59	474.28	Used	7 Series	Commercial	Feb - 19
331	Feb - 19	Julv - 17	15.989.81	441.23	166.22	275.01	Used	Non BMW Group (incl. Motorcycles)	Commercial	Feb - 19
332	Dec - 18	Mav - 15	19.384.52	18.215.53	10.578.48	7.637.05	Used	X5 Series	Private	Mar - 19
333	Dec - 18	Mav - 15	11.371.12	11.371.12	10.073.90	1.297.22	Used	5 Series	Private	Mar - 19

Compartment German Auto Loans 8

Monthly Investor Report

Reporting Date: June 10, 2021
 Payment Date: June 21, 2021
 Period No.: 37
 Monthly Period: May, 2021
 Interest Period: May 20, 2021 to June 21, 2021
 = 32 days

9. Defaulted Amount & Recovery Amount - Loan Level Data

Applicable only if loans have defaulted. Does not include defaulted amounts less than 10 EUR.

	Month / Year of Default	Month / Year of Loan Origination	Initial Principal Balance (in EUR)	Principal Balance of Loan at Default (in EUR)	Recovery Total (in EUR)	Principal Balance End of Period (in EUR)	Object Type (new / used)	Vehicle Series	Customer Type (private / commercial)	Out of Deal (Month / Year)
334	Mar - 19	Jan - 18	32.975.98	23.706.17	2.869.46	20.836.71	Used	4 Series	Private	Mar - 19
335	Jan - 19	Aug - 17	14.684.59	13.444.95	11.666.02	1.778.93	Used	X1 Series	Private	Apr - 19
336	Dec - 18	Aug - 17	5.970.55	5.578.72	3.773.31	1.805.41	Used	3 Series	Private	May - 19
337	Jan - 19	Nov - 14	9.394.59	8.693.59	4.473.54	4.220.05	Used	3 Series	Private	May - 19
338	Mav - 19	Oct - 17	43.224.35	40.998.14	4.527.18	36.470.96	New	5 Series	Private	May - 19
339	Mav - 19	Jan - 18	27.464.55	24.276.13	3.120.15	21.155.98	Used	5 Series	Private	May - 19
340	Nov - 18	Jan - 18	33.678.72	32.221.52	27.708.79	4.512.73	Used	4 Series	Private	June - 19
341	June - 19	Mav - 17	8.847.85	1.301.42	459.05	842.37	Used	3 Series	Private	June - 19
342	June - 19	Feb - 15	13.420.76	799.01	281.08	517.93	Used	Non BMW Group (incl. Motorcycles)	Private	June - 19
343	June - 19	Julv - 17	23.890.24	6.050.49	1.167.40	4.883.09	Used	MINI	Private	June - 19
344	Feb - 19	Mav - 17	12.773.92	11.807.89	7.175.32	4.632.57	Used	1 Series	Commercial	July - 19
345	Feb - 19	Nov - 16	26.682.95	24.718.90	17.537.63	7.181.27	Used	5 Series	Commercial	July - 19
346	Mar - 19	Julv - 17	22.527.85	20.540.14	13.687.86	6.852.28	Used	3 Series	Private	July - 19
347	Mar - 19	Aug - 17	12.558.28	11.718.90	9.797.62	1.921.28	Used	X3 Series	Commercial	July - 19
348	Mar - 19	Dec - 17	44.348.61	41.121.43	24.239.71	16.881.72	New	MINI	Commercial	July - 19
349	Apr - 19	Julv - 17	28.723.27	24.605.69	14.186.46	10.419.23	Used	5 Series	Commercial	July - 19
350	Apr - 19	Sept - 17	11.380.30	10.129.61	7.498.36	2.631.25	Used	3 Series	Private	July - 19
351	Apr - 19	Nov - 17	21.336.00	19.899.08	13.188.93	6.710.15	New	MINI	Commercial	July - 19
352	Apr - 19	Julv - 17	8.359.09	7.809.76	6.277.99	1.531.77	New	Other BMW Group	Commercial	July - 19
353	Apr - 19	Mav - 17	11.146.90	10.349.62	8.616.50	1.733.12	New	Other BMW Group	Commercial	July - 19
354	Apr - 19	Sept - 15	4.706.71	4.249.39	3.795.14	454.25	Used	MINI	Commercial	July - 19
355	Apr - 19	Mav - 16	33.300.76	29.491.17	20.345.55	9.243.19	New	4 Series	Commercial	July - 19
356	Apr - 19	Sept - 17	19.630.44	18.258.02	12.985.79	5.272.23	Used	5 Series	Private	July - 19
357	Mav - 19	Nov - 17	61.027.66	56.231.86	31.124.77	25.107.09	New	X3 Series	Commercial	July - 19
358	Apr - 19	Julv - 17	29.557.15	27.148.12	18.350.43	8.797.69	New	MINI	Commercial	Aug - 19
359	Apr - 19	Nov - 15	18.194.25	17.985.29	9.922.48	8.062.81	New	3 Series	Private	Aug - 19
360	Mav - 19	Dec - 17	34.330.54	30.926.59	21.940.66	8.985.93	New	5 Series	Commercial	Aug - 19
361	Mav - 19	Dec - 15	23.900.60	22.250.04	14.871.81	7.378.23	New	2 Series	Private	Aug - 19
362	Mav - 19	June - 16	20.181.23	19.470.62	12.448.95	7.021.67	New	1 Series	Private	Aug - 19
363	Aug - 19	Dec - 17	10.940.37	4.796.42	2.929.81	1.866.61	Used	1 Series	Private	Aug - 19
364	Jan - 19	Dec - 17	28.445.57	26.931.69	22.997.63	3.934.06	New	4 Series	Commercial	Sept - 19
365	Feb - 19	Nov - 16	19.338.45	18.678.90	18.073.50	605.40	New	2 Series	Private	Sept - 19
366	June - 19	Oct - 17	10.318.58	8.147.49	6.005.71	2.141.78	Used	1 Series	Commercial	Sept - 19
367	June - 19	Sept - 16	36.878.53	28.828.98	21.198.82	7.630.16	New	5 Series	Commercial	Sept - 19
368	June - 19	Oct - 17	33.583.87	30.642.39	21.106.77	9.535.62	New	MINI	Private	Sept - 19
369	June - 19	Mar - 15	8.025.65	5.367.17	5.004.82	362.35	Used	MINI	Commercial	Oct - 19
370	Julv - 19	Apr - 16	16.132.97	13.901.40	7.308.00	6.593.40	New	Non BMW Group (incl. Motorcycles)	Commercial	Oct - 19

Compartment German Auto Loans 8

Monthly Investor Report

Reporting Date: June 10, 2021
 Payment Date: June 21, 2021
 Period No.: 37
 Monthly Period: May, 2021
 Interest Period: May 20, 2021 to June 21, 2021
 = 32 days

9. Defaulted Amount & Recovery Amount - Loan Level Data

Applicable only if loans have defaulted. Does not include defaulted amounts less than 10 EUR.

	Month / Year of Default	Month / Year of Loan Origination	Initial Principal Balance (in EUR)	Principal Balance of Loan at Default (in EUR)	Recovery Total (in EUR)	Principal Balance End of Period (in EUR)	Object Type (new / used)	Vehicle Series	Customer Type (private / commercial)	Out of Deal (Month / Year)
371	Aug - 19	Aug - 17	18.517.50	15.154.84	9.434.79	5.720.05	Used	X1 Series	Commercial	Oct - 19
372	Oct - 19	Oct - 17	18.582.82	198.70	61.94	136.76	Used	3 Series	Private	Oct - 19
373	Oct - 19	Dec - 17	26.600.87	258.09	58.42	199.67	New	3 Series	Commercial	Oct - 19
374	Oct - 19	June - 14	18.593.91	294.43	61.09	233.34	Used	Non BMW Group (incl. Motorcycles)	Private	Oct - 19
375	June - 19	May - 17	53.218.40	46.010.68	29.768.74	16.241.94	New	2 Series	Commercial	Nov - 19
376	Sept - 19	Oct - 17	22.186.58	19.077.88	12.588.77	6.489.11	Used	X6 Series	Commercial	Nov - 19
377	Sept - 19	July - 16	20.393.60	18.245.89	11.032.87	7.213.02	New	1 Series	Private	Nov - 19
378	Sept - 19	Feb - 17	81.021.81	76.248.95	43.810.69	32.438.26	New	7 Series	Commercial	Nov - 19
379	Sept - 19	June - 14	11.513.62	9.075.89	4.753.76	4.322.13	Used	Non BMW Group (incl. Motorcycles)	Private	Nov - 19
380	Sept - 19	Feb - 17	25.646.28	22.401.68	20.323.63	2.078.05	Used	1 Series	Private	Nov - 19
381	Feb - 19	Aug - 17	30.133.31	28.133.13	19.596.19	8.536.94	Used	X3 Series	Private	Dec - 19
382	July - 19	Aug - 17	10.157.18	9.292.21	7.221.35	2.070.86	Used	1 Series	Private	Dec - 19
383	Sept - 19	Nov - 17	36.424.47	29.980.51	16.443.32	13.537.19	Used	5 Series	Commercial	Dec - 19
384	Sept - 19	Nov - 17	57.349.49	49.582.01	23.190.28	26.391.73	New	3 Series	Commercial	Dec - 19
385	Oct - 19	Feb - 17	27.818.66	20.825.23	11.296.91	9.528.32	New	2 Series	Commercial	Dec - 19
386	Oct - 19	Feb - 17	23.446.75	20.510.42	14.404.28	6.106.14	Used	3 Series	Private	Dec - 19
387	Sept - 19	Oct - 16	23.795.48	20.305.39	9.955.36	10.350.03	New	Non BMW Group (incl. Motorcycles)	Commercial	Jan - 20
388	Oct - 19	July - 17	65.192.55	57.428.63	36.484.69	20.943.94	Used	X6 Series	Commercial	Jan - 20
389	Oct - 19	Oct - 17	24.842.69	19.954.15	11.226.29	8.727.86	Used	X1 Series	Commercial	Jan - 20
390	Oct - 19	June - 16	29.658.05	26.528.27	15.838.43	10.689.84	New	2 Series	Private	Jan - 20
391	Oct - 19	Sept - 17	16.893.40	15.286.82	10.654.48	4.632.34	Used	1 Series	Private	Jan - 20
392	Oct - 19	Jan - 18	26.551.99	22.940.04	16.456.68	6.538.54	Used	5 Series	Commercial	Jan - 20
393	Jan - 20	May - 17	7.620.54	5.549.05	790.18	4.758.87	Used	5 Series	Private	Jan - 20
394	Nov - 19	Oct - 17	45.324.11	38.998.12	31.020.94	7.977.18	Used	X5 Series	Commercial	Feb - 20
395	Nov - 19	Oct - 17	31.659.01	25.056.89	15.892.79	9.164.10	Used	5 Series	Private	Feb - 20
396	Nov - 19	Oct - 17	21.667.93	18.802.24	10.630.45	8.171.79	New	1 Series	Private	Feb - 20
397	Dec - 19	Mar - 16	28.337.46	22.830.20	16.072.22	6.757.98	Used	7 Series	Commercial	Mar - 20
398	Dec - 19	Jan - 18	17.953.01	15.391.08	11.124.94	4.266.14	Used	5 Series	Private	Mar - 20
399	Dec - 19	Sept - 17	2.381.55	1.499.00	1.148.06	350.94	Used	Non BMW Group (incl. Motorcycles)	Private	Mar - 20
400	Dec - 19	Jan - 18	25.232.36	20.417.40	16.035.89	4.381.51	Used	X5 Series	Commercial	Mar - 20
401	Jan - 20	Oct - 17	14.724.49	11.686.17	9.252.12	2.434.05	Used	1 Series	Private	Apr - 20
402	Jan - 20	Nov - 17	27.558.61	23.704.02	16.435.39	7.268.63	New	Non BMW Group (incl. Motorcycles)	Private	Apr - 20
403	Feb - 20	Jan - 18	8.422.34	7.380.02	5.639.06	1.740.96	Used	1 Series	Commercial	Apr - 20
404	Feb - 20	Jan - 18	32.075.23	27.668.03	13.556.25	14.111.78	Used	5 Series	Private	Apr - 20
405	Feb - 20	Jan - 17	30.497.64	25.767.95	20.226.31	5.541.64	Used	X5 Series	Commercial	Apr - 20
406	Feb - 20	Oct - 17	51.434.32	42.003.83	22.163.92	19.839.91	New	X1 Series	Commercial	Apr - 20
407	Feb - 20	July - 17	11.847.92	9.819.08	7.600.77	2.218.31	Used	1 Series	Private	Apr - 20

Compartment German Auto Loans 8

Monthly Investor Report

Reporting Date: June 10, 2021
 Payment Date: June 21, 2021
 Period No.: 37
 Monthly Period: May, 2021
 Interest Period: May 20, 2021 to June 21, 2021
 = 32 days

9. Defaulted Amount & Recovery Amount - Loan Level Data

Applicable only if loans have defaulted. Does not include defaulted amounts less than 10 EUR.

	Month / Year of Default	Month / Year of Loan Origination	Initial Principal Balance (in EUR)	Principal Balance of Loan at Default (in EUR)	Recovery Total (in EUR)	Principal Balance End of Period (in EUR)	Object Type (new / used)	Vehicle Series	Customer Type (private / commercial)	Out of Deal (Month / Year)
408	Apr - 20	Oct - 17	24.811.19	391.04	153.79	237.25	New	5 Series	Commercial	Apr - 20
409	Feb - 20	Jan - 18	17.349.69	15.162.78	9.401.22	5.761.56	Used	3 Series	Private	May - 20
410	Mar - 20	Sept - 17	29.055.32	23.137.15	16.796.81	6.340.34	Used	5 Series	Commercial	May - 20
411	May - 19	June - 16	16.721.58	15.463.70	0.00	15.472.18	New	2 Series	Private	June - 20
412	Jan - 20	Jan - 18	46.089.94	39.800.58	33.630.88	6.169.70	Used	4 Series	Private	June - 20
413	Mar - 20	Dec - 17	11.759.69	8.819.68	6.560.46	2.259.22	Used	3 Series	Private	June - 20
414	Mar - 20	Aug - 17	30.161.15	23.419.24	17.162.74	6.256.50	Used	5 Series	Private	June - 20
415	Apr - 20	Dec - 17	84.945.06	75.591.50	33.335.02	42.256.48	New	X5 Series	Commercial	June - 20
416	Apr - 20	Julv - 17	13.715.95	11.031.37	8.375.04	2.656.33	Used	1 Series	Private	July - 20
417	Mar - 20	Oct - 17	20.880.57	17.453.25	11.262.45	6.190.80	New	1 Series	Commercial	Aug - 20
418	Apr - 20	Jan - 18	24.653.36	19.475.79	13.985.39	5.490.40	Used	5 Series	Private	Aug - 20
419	May - 20	Dec - 16	44.013.04	38.987.75	11.395.19	27.592.56	New	5 Series	Commercial	Aug - 20
420	June - 20	Julv - 17	70.275.50	49.343.74	30.504.52	18.839.22	New	5 Series	Commercial	Aug - 20
421	Aug - 20	Mar - 17	26.779.14	15.224.76	1.523.34	13.701.42	New	MINI	Private	Aug - 20
422	Aug - 20	Julv - 17	15.788.84	163.74	39.69	124.05	Used	1 Series	Private	Aug - 20
423	Jan - 20	Oct - 17	35.486.49	30.688.42	24.221.16	6.467.26	New	1 Series	Commercial	Sept - 20
424	Mar - 20	Jan - 18	30.791.32	22.283.30	20.337.87	1.945.43	Used	1 Series	Commercial	Sept - 20
425	June - 20	Julv - 17	32.129.38	24.663.67	14.718.44	9.945.23	Used	7 Series	Commercial	Sept - 20
426	June - 20	Julv - 17	27.365.49	17.965.55	15.092.12	2.873.43	New	2 Series	Private	Sept - 20
427	Julv - 20	Apr - 16	30.946.11	21.978.06	17.989.13	3.988.93	Used	6 Series	Commercial	Sept - 20
428	Sept - 20	May - 16	12.929.07	28.60	-122.27	150.87	Used	1 Series	Private	Sept - 20
429	Julv - 20	Sept - 17	17.111.03	12.578.95	10.003.16	2.575.79	Used	X1 Series	Private	Oct - 20
430	Julv - 20	Dec - 17	22.397.70	16.871.95	10.797.25	6.074.70	New	MINI	Private	Oct - 20
431	Oct - 20	Julv - 17	4.520.09	1.401.47	296.75	1.104.72	Used	Non BMW Group (incl. Motorcycles)	Private	Nov - 20
432	Nov - 20	Jan - 18	31.704.09	97.02	46.50	50.52	New	3 Series	Commercial	Nov - 20
433	Nov - 20	Julv - 17	19.738.40	78.61	-100.58	179.19	New	MINI	Private	Nov - 20
434	Sept - 20	Dec - 17	29.368.79	22.528.33	15.758.65	6.769.68	New	MINI	Private	Dec - 20
435	Sept - 20	Nov - 17	14.623.05	11.683.43	5.562.25	6.121.18	Used	1 Series	Private	Dec - 20
436	Sept - 20	Oct - 17	33.934.03	27.034.29	25.054.38	1.979.91	New	2 Series	Private	Dec - 20
437	Oct - 20	Dec - 17	31.190.80	21.486.86	19.079.50	2.407.36	New	2 Series	Commercial	Dec - 20
438	Oct - 20	Oct - 15	24.392.48	19.179.81	11.682.17	7.497.64	Used	X3 Series	Private	Dec - 20
439	Oct - 20	May - 17	8.792.13	6.743.18	5.997.16	746.02	New	Other BMW Group	Private	Dec - 20
440	June - 20	Aug - 17	20.323.29	15.262.64	11.386.25	3.918.33	Used	4 Series	Private	Jan - 21
441	Julv - 20	Sept - 17	7.686.62	5.500.55	3.972.63	1.542.72	Used	1 Series	Private	Jan - 21
442	Sept - 20	Dec - 17	11.765.13	7.381.91	5.331.64	2.050.27	Used	3 Series	Private	Jan - 21
443	Sept - 19	Aug - 16	12.740.64	9.081.85	7.670.06	1.411.79	Used	1 Series	Private	Feb - 21
444	Nov - 20	Dec - 17	30.071.93	22.463.08	13.856.73	8.606.35	New	2 Series	Commercial	Feb - 21

Compartment German Auto Loans 8

Monthly Investor Report

Reporting Date:	June 10, 2021
Payment Date:	June 21, 2021
Period No.:	37
Monthly Period:	May, 2021
Interest Period:	May 20, 2021 to June 21, 2021 = 32 days

9. Defaulted Amount & Recovery Amount - Loan Level Data

Applicable only if loans have defaulted. Does not include defaulted amounts less than 10 EUR.

	Month / Year of Default	Month / Year of Loan Origination	Initial Principal Balance (in EUR)	Principal Balance of Loan at Default (in EUR)	Recovery Total (in EUR)	Principal Balance End of Period (in EUR)	Object Type (new / used)	Vehicle Series	Customer Type (private / commercial)	Out of Deal (Month / Year)
445	Nov - 20	Jan - 18	42.263.53	29.306.32	25.912.09	3.394.23	New	X4 Series	Private	Feb - 21
446	Julv - 20	Apr - 17	21.042.71	15.493.19	13.541.62	1.951.57	Used	2 Series	Private	Mar - 21
447	Dec - 20	Oct - 17	8.237.90	4.878.06	1.883.56	2.994.50	Used	1 Series	Commercial	Mar - 21
448	Dec - 20	Julv - 17	10.110.17	5.017.30	4.879.85	137.45	Used	1 Series	Private	Mar - 21
449	Mar - 21	Dec - 17	15.839.54	165.64	23.38	142.26	Used	1 Series	Commercial	Mar - 21
450	Jan - 21	Aug - 17	35.719.01	26.694.80	20.043.58	6.651.22	Used	X1 Series	Commercial	Apr - 21
451	Jan - 21	Sept - 17	24.403.65	20.454.40	13.926.19	6.528.21	New	2 Series	Private	Apr - 21
452	Jan - 21	Oct - 17	38.414.71	29.037.50	14.539.04	14.498.46	New	2 Series	Commercial	Apr - 21
453	Jan - 21	Oct - 17	6.777.60	3.739.77	2.028.28	1.711.49	Used	MINI	Private	Apr - 21
454	Feb - 21	Jan - 18	41.663.87	29.097.58	19.521.09	9.576.49	Used	X5 Series	Commercial	Apr - 21
455	Feb - 21	Dec - 17	58.539.72	36.498.16	26.178.48	10.319.68	New	X3 Series	Commercial	Apr - 21
456	Jan - 21	Oct - 15	21.136.67	15.490.74	12.885.61	2.605.13	Used	X3 Series	Private	May - 21
457	Feb - 21	Sept - 17	54.885.55	44.981.56	30.733.60	14.247.96	New	7 Series	Commercial	May - 21
458	Mar - 21	Dec - 17	20.346.94	13.615.69	12.183.57	1.432.12	New	MINI	Private	May - 21

Compartment German Auto Loans 8
Monthly Investor Report

Reporting Date:	June 10, 2021
Payment Date:	June 21, 2021
Period No.:	37
Monthly Period:	May, 2021
Interest Period:	May 20, 2021 to June 21, 2021 = 32 days

10. Outstanding Note Balance

1. Note Balance	All Notes	Class A	Class B
Initial Note Information			
ISIN code		XS1808853581	XS1808854399
Currency		EUR	EUR
Legal final maturity		June 2025	June 2025
Rating (Fitch Moody's S&P DBRS)		AAA N/A AAA N/A	N/A
Initial notes aggregate principal outstanding balance in EUR	1,075,300,000.00	1,000,000,000.00	75,300,000.00
Nominal amount per note in EUR		100,000.00	100,000.00
Initial number of notes per class in EUR		10,000	753
Current Note Information			
Notes aggregate principal outstanding balance in EUR - BoP	100,968,731.20	25,668,731.20	75,300,000.00
Available distribution amount in EUR	13,880,377.62		
Redemption per class in EUR		8,397,596.28	0,00
Redemption per note in EUR		839.76	0.00
Notes aggregate principal outstanding balance in EUR - EoP	92,571,134.92	17,271,134.92	75,300,000.00
Current pool factor		0.02	1.00
2. Payments to Investor per Note			
		Class A	Class B
Interest Type		Floating Rate	Fixed Rate
Reference Rate		1M_EURIBOR	NONE
Actual Interest Rate		-0.559%	NONE
Spread		0.400%	NONE
Coupon		0.000%*	1.000%
Day count fraction		Actual/360	Actual/360
Interest days		32 days	32 days
Principal outstanding per note in EUR - BoP		2,566.87	100,000.00
Principal repayment per note in EUR		839.76	0.00
Principal outstanding per note in EUR - EoP		1,727.11	100,000.00
Interest payment per Note in EUR		0.00	88.89

* rate is floored at 0.000%, the theoretical negative interest rate is -0.159%.

Compartment German Auto Loans 8
Monthly Investor Report

Reporting Date:	June 10, 2021
Payment Date:	June 21, 2021
Period No.:	37
Monthly Period:	May, 2021
Interest Period:	May 20, 2021 to June 21, 2021 = 32 days

10. Outstanding Note Balance

3. Credit Enhancement	Initial Period (in EUR)	Initial CE (in %)	Current Period (in EUR)	Current CE (in %)
Class A	1,000,000,000.00	7.50	17,271,134.92	91.61
Class B	75,300,000.00	0.50	75,300,000.00	38.45
Cash Reserve (+ Overcollateralisation)	5,379,910.71	0.00	54,465,349.00	0.00

4. Clean-Up Call Option

If the aggregate outstanding principal balance has been reduced to less than 10% of the aggregate outstanding principal balance at the Issue Date, the seller will have the option under the receivables purchase Agreement to acquire all outstanding purchased receivables.

Aggregate outstanding principal balance at end of period (in EUR)	141,656,483.92
Clean-Up option exercisable	No

Compartment German Auto Loans 8
Monthly Investor Report

Reporting Date:	June 10, 2021
Payment Date:	June 21, 2021
Period No.:	37
Monthly Period:	May, 2021
Interest Period:	May 20, 2021 to June 21, 2021 = 32 days

11. Original Principal Balance

Initial Portfolio as of origination of contract

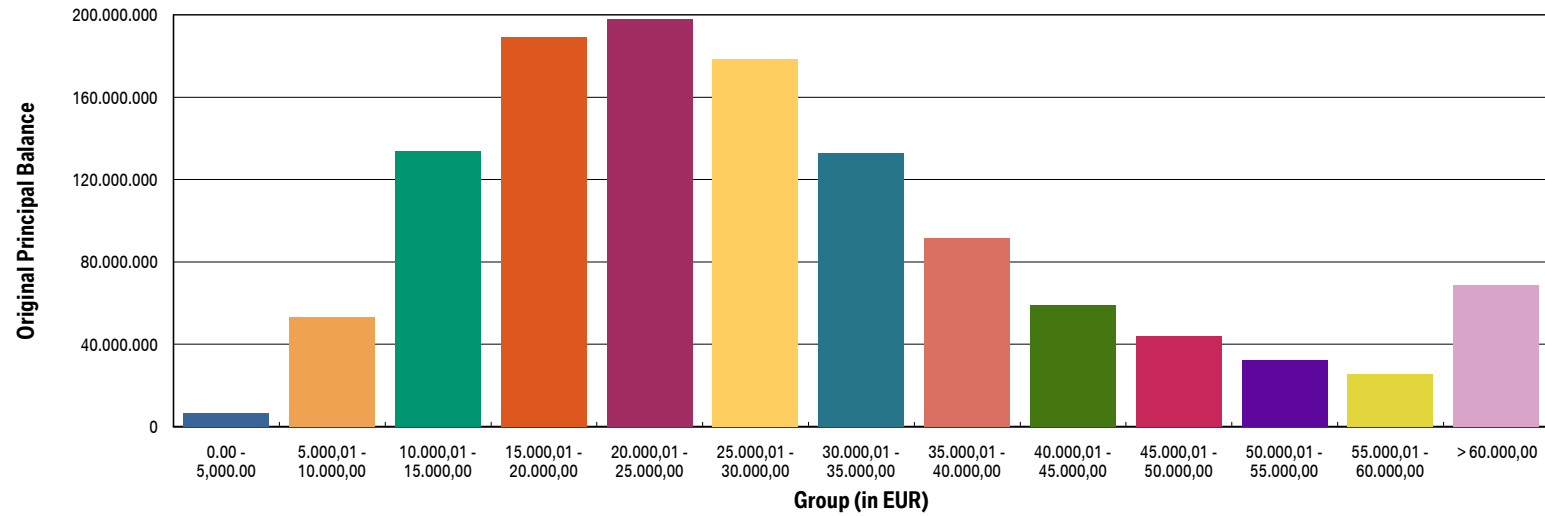
Group (in EUR) (by Original Principal Balance)	Original principal balance (in EUR)	Original Principal Balance (in % of total)	Number of Contracts	Number of Contracts (in % of total)
0.00 - 5.000,00	6,602,430.10	0.54	1,758	3.14
5.000,01 - 10.000,00	53,342,875.63	4.40	6,758	12.05
10.000,01 - 15.000,00	133,921,010.22	11.03	10,565	18.84
15.000,01 - 20.000,00	189,310,910.30	15.60	10,808	19.28
20.000,01 - 25.000,00	198,030,105.32	16.32	8,823	15.74
25.000,01 - 30.000,00	178,429,764.68	14.70	6,502	11.60
30.000,01 - 35.000,00	132,759,753.18	10.94	4,103	7.32
35.000,01 - 40.000,00	91,674,885.59	7.55	2,450	4.37
40.000,01 - 45.000,00	59,215,184.71	4.88	1,400	2.50
45.000,01 - 50.000,00	43,978,430.11	3.62	927	1.65
50.000,01 - 55.000,00	32,354,806.99	2.67	618	1.10
55.000,01 - 60.000,00	25,497,518.92	2.10	444	0.79
> 60.000,00	68,538,800.68	5.65	915	1.63
Total	1,213,656,476.43	100.00	56,071	100.00

Average:	21,644.99
Min:	630.00
Max:	234,985.33

Compartment German Auto Loans 8
Monthly Investor Report

Reporting Date:	June 10, 2021
Payment Date:	June 21, 2021
Period No.:	37
Monthly Period:	May, 2021
Interest Period:	May 20, 2021 to June 21, 2021 = 32 days

11a. Original Principal Balance (graph)



Compartment German Auto Loans 8
Monthly Investor Report

Reporting Date:	June 10, 2021
Payment Date:	June 21, 2021
Period No.:	37
Monthly Period:	May, 2021
Interest Period:	May 20, 2021 to June 21, 2021 = 32 days

12. Aggregate Principal Balance

Initial Portfolio

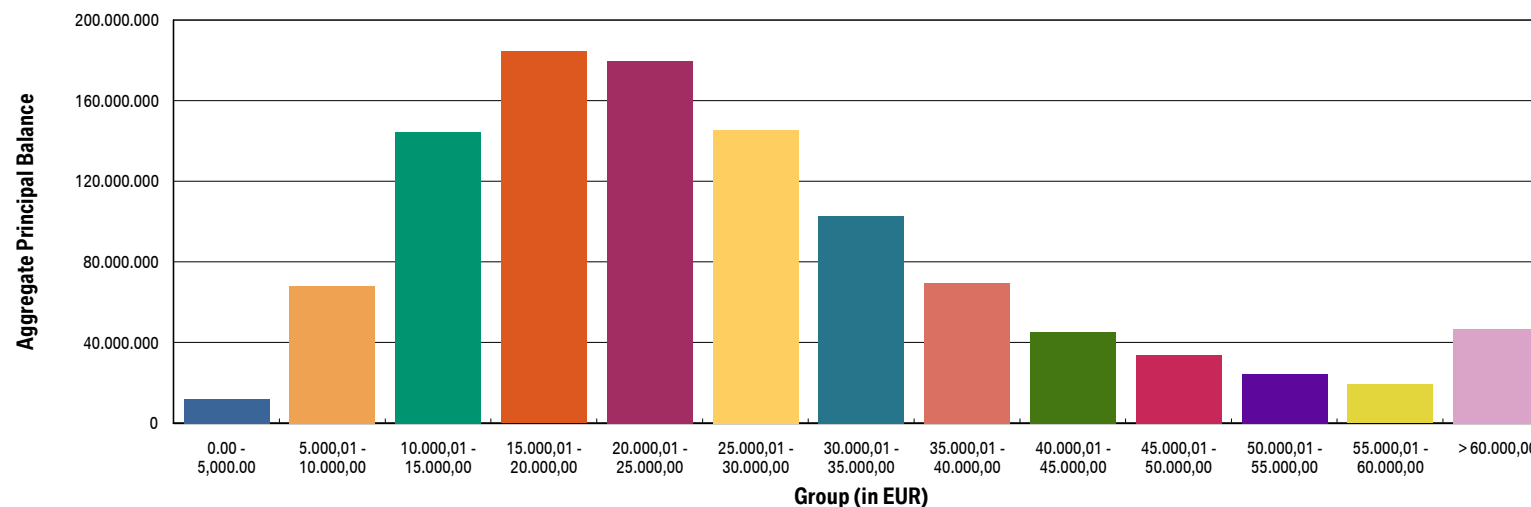
Group (in EUR)	Aggregate Principal Balance (in EUR)	Aggregate Principal Balance (in % of total)	Number of Contracts	Number of Contracts (in % of total)
0.00 - 5,000.00	11,911,454.23	1.11	3,553	6.34
5.000,01 - 10.000,00	67,979,197.49	6.32	8,808	15.71
10.000,01 - 15.000,00	144,390,179.97	13.43	11,512	20.53
15.000,01 - 20.000,00	184,235,767.64	17.13	10,572	18.85
20.000,01 - 25.000,00	179,689,329.59	16.71	8,035	14.33
25.000,01 - 30.000,00	145,425,557.37	13.52	5,329	9.50
30.000,01 - 35.000,00	102,843,973.13	9.56	3,186	5.68
35.000,01 - 40.000,00	69,581,005.45	6.47	1,864	3.32
40.000,01 - 45.000,00	45,284,645.28	4.21	1,071	1.91
45.000,01 - 50.000,00	33,696,768.07	3.13	711	1.27
50.000,01 - 55.000,00	24,282,918.80	2.26	464	0.83
55.000,01 - 60.000,00	19,141,345.96	1.78	334	0.60
> 60.000,00	46,837,767.73	4.36	632	1.13
Total	1,075,299,910.71	100.00	56,071	100.00

Average:	19,177.47
Min:	89.35
Max:	232,486.98

Compartment German Auto Loans 8
Monthly Investor Report

Reporting Date:	June 10, 2021
Payment Date:	June 21, 2021
Period No.:	37
Monthly Period:	May, 2021
Interest Period:	May 20, 2021 to June 21, 2021 = 32 days

12a. Aggregate Principal Balance (graph)



Compartment German Auto Loans 8
Monthly Investor Report

Reporting Date:	June 10, 2021
Payment Date:	June 21, 2021
Period No.:	37
Monthly Period:	May, 2021
Interest Period:	May 20, 2021 to June 21, 2021 = 32 days

13. Aggregate Outstanding Principal Balance

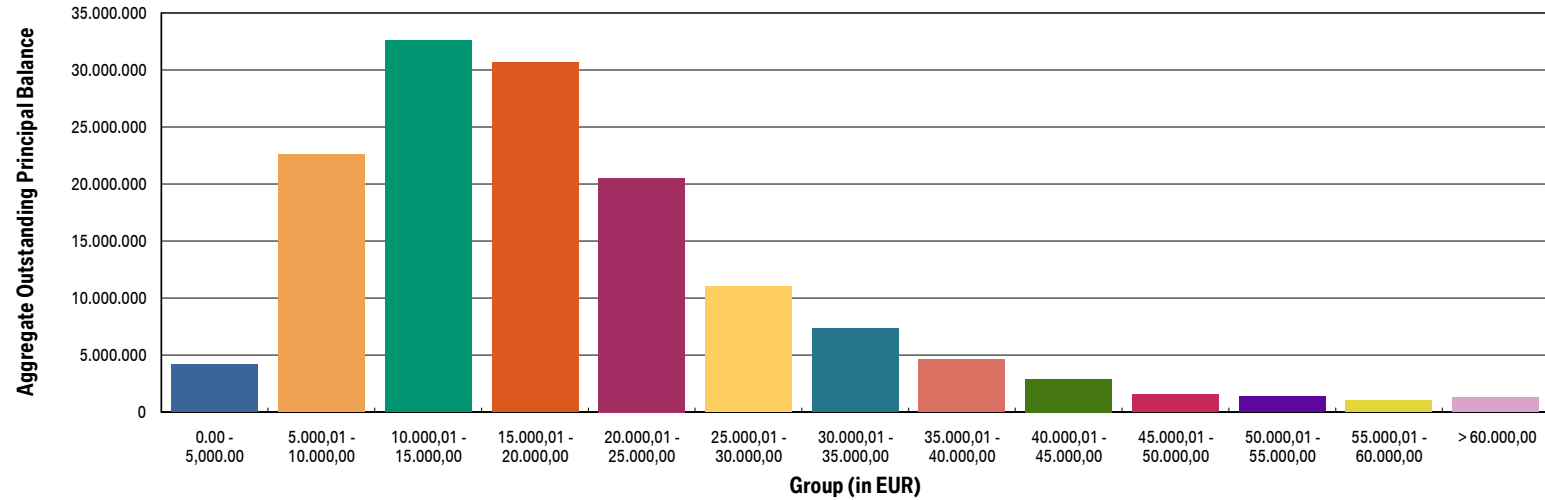
Portfolio as of: May 31, 2021

Group (in EUR)	Aggregate Outstanding Principal Balance (in EUR)	Aggregate Outstanding Principal Balance (in % of total)	Number of Contracts	Number of Contracts (in % of total)
0.00 - 5,000.00	4,209,569.94	2.97	3,221	25.90
5.000,01 - 10.000,00	22,581,599.87	15.94	2,969	23.87
10.000,01 - 15.000,00	32,565,222.26	22.99	2,621	21.07
15.000,01 - 20.000,00	30,635,824.26	21.63	1,778	14.29
20.000,01 - 25.000,00	20,531,353.99	14.49	928	7.46
25.000,01 - 30.000,00	11,001,386.15	7.77	405	3.26
30.000,01 - 35.000,00	7,317,106.42	5.17	226	1.82
35.000,01 - 40.000,00	4,643,813.15	3.28	125	1.00
40.000,01 - 45.000,00	2,929,786.77	2.07	69	0.55
45.000,01 - 50.000,00	1,566,358.53	1.11	33	0.27
50.000,01 - 55.000,00	1,357,873.59	0.96	26	0.21
55.000,01 - 60.000,00	1,023,784.02	0.72	18	0.14
> 60.000,00	1,292,804.97	0.91	19	0.15
Total	141,656,483.92	100.00	12,438	100.00
WA:	11,389.01			
Min:	0.00			
Max:	84,347.98			

Compartment German Auto Loans 8
Monthly Investor Report

Reporting Date:	June 10, 2021
Payment Date:	June 21, 2021
Period No.:	37
Monthly Period:	May, 2021
Interest Period:	May 20, 2021 to June 21, 2021 = 32 days

13a. Aggregate Outstanding Principal Balance (graph)



Compartment German Auto Loans 8

Monthly Investor Report

Reporting Date:	June 10, 2021
Payment Date:	June 21, 2021
Period No.:	37
Monthly Period:	May, 2021
Interest Period:	May 20, 2021 to June 21, 2021 = 32 days

14. Down Payments

Portfolio as of: May 31, 2021

Down Payment	Aggregate Outstanding Principal Balance (in EUR)	Aggregate Outstanding Principal Balance (in % of total)	Number of Contracts	Number of Contracts (in % of total)	Down Payment/ Purchase Price (in %)
No Down Payment	37,200,772.43	26.26	3,201	25.74	0.00
<=1000	3,821,629.76	2.70	422	3.39	4.07
1.000,01 - 2.000,00	8,685,318.23	6.13	899	7.23	7.88
2.000,01 - 3.000,00	10,588,758.43	7.47	1,074	8.63	11.68
3.000,01 - 4.000,00	9,202,974.66	6.50	954	7.67	15.11
4.000,01 - 5.000,00	13,883,859.25	9.80	1,306	10.50	17.35
5.000,01 - 6.000,00	7,970,372.36	5.63	738	5.93	19.82
6.000,01 - 7.000,00	6,644,793.93	4.69	594	4.78	21.51
7.000,01 - 8.000,00	6,696,564.74	4.73	553	4.45	22.87
8.000,01 - 9.000,00	3,994,730.58	2.82	312	2.51	24.01
9.000,01 - 10.000,00	10,047,828.43	7.09	771	6.20	25.30
10.000,01 - 11.000,00	2,532,018.70	1.79	184	1.48	26.14
11.000,01 - 12.000,00	2,836,983.88	2.00	224	1.80	28.61
12.000,01 - 13.000,00	2,554,118.21	1.80	171	1.37	27.22
13.000,01 - 14.000,00	1,918,942.49	1.35	122	0.98	28.43
14.000,01 - 15.000,00	3,764,586.26	2.66	283	2.28	32.33
> 15.000,00	9,312,231.58	6.57	630	5.07	36.91
Total	141,656,483.92	100.00	12,438	100.00	15.03

Minimum Down Payment:	75.79
Maximum Down Payment:	70,000.00
Average Down Payment:	5,164.49
Average Down Payment (customers that made a Down Payment):	6,954.20

Compartment German Auto Loans 8
Monthly Investor Report

Reporting Date:	June 10, 2021
Payment Date:	June 21, 2021
Period No.:	37
Monthly Period:	May, 2021
Interest Period:	May 20, 2021 to June 21, 2021 = 32 days

15. Borrower Concentration

Portfolio as of: May 31, 2021

Borrower (Top 20)	Aggregate Outstanding Principal Balance (in EUR)	Aggregate Outstanding Principal Balance (in % of total)	Number of Contracts	Number of Contracts (in % of total)
1	104,321.95	0.07	4	0.03
2	84,347.98	0.06	1	0.01
3	78,056.92	0.06	1	0.01
4	77,372.38	0.05	1	0.01
5	75,665.11	0.05	1	0.01
6	73,908.33	0.05	1	0.01
7	73,028.70	0.05	2	0.02
8	71,443.76	0.05	1	0.01
9	70,803.81	0.05	2	0.02
10	67,327.91	0.05	1	0.01
11	67,006.40	0.05	1	0.01
12	66,897.07	0.05	2	0.02
13	65,080.54	0.05	1	0.01
14	65,069.55	0.05	1	0.01
15	65,033.79	0.05	1	0.01
16	64,492.12	0.05	2	0.02
17	64,097.81	0.05	1	0.01
18	63,664.04	0.04	1	0.01
19	63,501.06	0.04	1	0.01
20	63,253.63	0.04	1	0.01
Total	1,424,372.86	1.01	27	0.22
Total Portfolio Balance	141,656,483.92			

Compartment German Auto Loans 8

Monthly Investor Report

16. Geographical Distribution

Initial Portfolio

Post code area	Aggregate Principal Balance (in EUR)	Aggregate Principal Balance (in % of total)	Number of Contracts	Number of contracts (in % of total)
post code area 0	59,388,875.81	5.52	3,031	5.41
post code area 1	68,063,748.40	6.33	3,264	5.82
post code area 2	95,520,039.60	8.88	4,972	8.87
post code area 3	98,034,964.07	9.12	5,256	9.37
post code area 4	128,909,449.36	11.99	6,764	12.06
post code area 5	122,157,113.60	11.36	6,477	11.55
post code area 6	136,415,503.83	12.69	7,223	12.88
post code area 7	129,944,746.50	12.08	6,948	12.39
post code area 8	139,594,765.87	12.98	7,090	12.64
post code area 9	97,270,703.67	9.05	5,046	9.00
Total	1,075,299,910.71	100.00	56,071	100.00

Compartment German Auto Loans 8
Monthly Investor Report

Reporting Date:	June 10, 2021
Payment Date:	June 21, 2021
Period No.:	37
Monthly Period:	May, 2021
Interest Period:	May 20, 2021 to June 21, 2021 = 32 days

16. Geographical Distribution

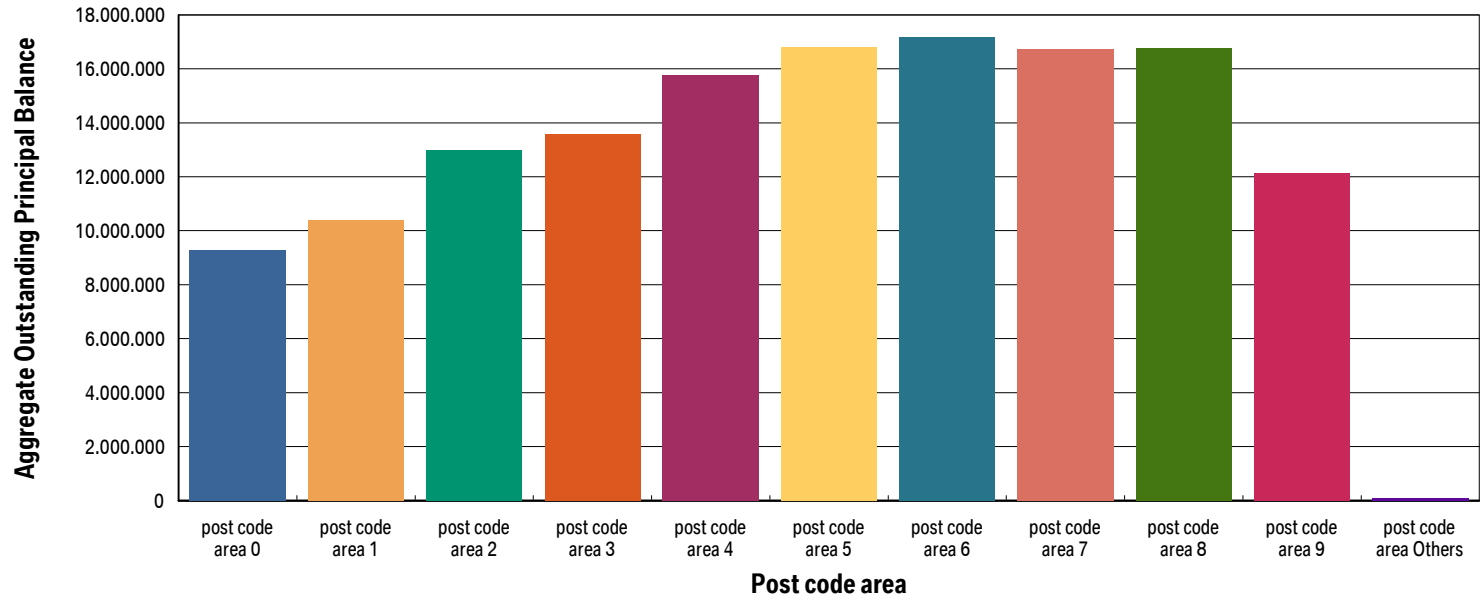
Portfolio as of: May 31, 2021

Post code area	Aggregate Outstanding Principal Balance (in EUR)	Aggregate Outstanding Principal Balance (in % of total)	Number of Contracts	Number of Contracts (in % of total)
post code area 0	9,279,129.05	6.55	767	6.17
post code area 1	10,384,727.64	7.33	856	6.88
post code area 2	12,990,554.67	9.17	1,123	9.03
post code area 3	13,576,926.18	9.58	1,243	9.99
post code area 4	15,762,889.71	11.13	1,448	11.64
post code area 5	16,793,389.96	11.86	1,452	11.67
post code area 6	17,169,399.91	12.12	1,547	12.44
post code area 7	16,721,361.46	11.80	1,469	11.81
post code area 8	16,758,686.85	11.83	1,445	11.62
post code area 9	12,142,964.29	8.57	1,077	8.66
post code area Others	76,454.20	0.05	11	0.09
Total	141,656,483.92	100.00	12,438	100.00

Compartment German Auto Loans 8
Monthly Investor Report

Reporting Date:	June 10, 2021
Payment Date:	June 21, 2021
Period No.:	37
Monthly Period:	May, 2021
Interest Period:	May 20, 2021 to June 21, 2021 = 32 days

16a. Geographical Distribution (graph)



Compartment German Auto Loans 8
Monthly Investor Report

Reporting Date:	June 10, 2021
Payment Date:	June 21, 2021
Period No.:	37
Monthly Period:	May, 2021
Interest Period:	May 20, 2021 to June 21, 2021 = 32 days

17. Car Type & Customer Group

Initial Portfolio

Car Type	Aggregate Principal Balance (in EUR)	Aggregate Principal Balance (in % of total)	Number of Contracts	Number of Contracts (in % of total)
New	511,495,773.89	47.57	20,632	36.80
Used	563,804,136.82	52.43	35,439	63.20
Total	1,075,299,910.71	100.00	56,071	100.00

Customer Group	Aggregate Principal Balance (in EUR)	Aggregate Principal Balance (in % of total)	Number of Contracts	Number of Contracts (in % of total)
Commercial	285,100,325.98	26.51	11,022	19.66
Private Individual	790,199,584.73	73.49	45,049	80.34
Total	1,075,299,910.71	100.00	56,071	100.00

Compartment German Auto Loans 8
Monthly Investor Report

Reporting Date:	June 10, 2021
Payment Date:	June 21, 2021
Period No.:	37
Monthly Period:	May, 2021
Interest Period:	May 20, 2021 to June 21, 2021 = 32 days

17. Car Type & Customer Group

Portfolio as of: May 31, 2021

Car Type	Aggregate Outstanding Principal Balance (in EUR)	Aggregate Outstanding Principal Balance (in % of total)	Number of Contracts	Number of Contracts (in % of total)
New	58,656,715.94	41.41	3,651	29.35
Used	82,999,767.98	58.59	8,787	70.65
Total	141,656,483.92	100.00	12,438	100.00

Customer Group	Aggregate Outstanding Principal Balance (in EUR)	Aggregate Outstanding Principal Balance (in % of total)	Number of Contracts	Number of Contracts (in % of total)
Commercial	31,161,227.24	22.00	1,915	15.40
Private Individual	110,495,256.68	78.00	10,523	84.60
Total	141,656,483.92	100.00	12,438	100.00

Compartment German Auto Loans 8
Monthly Investor Report

Reporting Date:	June 10, 2021
Payment Date:	June 21, 2021
Period No.:	37
Monthly Period:	May, 2021
Interest Period:	May 20, 2021 to June 21, 2021 = 32 days

18. Delinquencies

Initial Portfolio

Days past due	Aggregate Principal Balance (in EUR)	Aggregate Principal Balance (in % of total)	Number of Contracts	Number of Contracts (in % of total)
1 - 30	0.00	0.00	0	0.00
31 - 60	0.00	0.00	0	0.00
61 - 90	0.00	0.00	0	0.00
91 - 120	0.00	0.00	0	0.00
> 120	0.00	0.00	0	0.00
Total	0.00	0.00	0	0.00

Portfolio as of: May 31, 2021

Days past due	Aggregate Outstanding Principal Balance (in EUR)	Aggregate Outstanding Principal Balance (in % of total)	Number of Contracts	Number of Contracts (in % of total)
1 - 30	1,405,133.61	0.99	92	0.74
31 - 60	279,924.33	0.20	19	0.15
61 - 90	234,612.42	0.17	18	0.14
91 - 120	87,458.34	0.06	4	0.03
> 120	478,369.35	0.34	39	0.31
Total	2,485,498.05	1.75	172	1.38

Compartment German Auto Loans 8

Monthly Investor Report

Reporting Date:	June 10, 2021
Payment Date:	June 21, 2021
Period No.:	37
Monthly Period:	May, 2021
Interest Period:	May 20, 2021 to June 21, 2021 = 32 days

18a. Delinquencies Analysis

Monthly Period	Performing (in EUR)	31-60 days past due (in EUR)	61-90 days past due (in EUR)	91-120 days past due (in EUR)	>120 days past due (in EUR)
May - 18	1,052,856,026.67	0.00	0.00	0.00	0.00
June - 18	1,025,920,741.08	233,336.96	0.00	0.00	0.00
July - 18	996,483,247.28	481,935.51	31,765.70	0.00	0.00
Aug - 18	966,977,692.08	533,675.23	110,616.76	31,765.70	0.00
Sept - 18	940,700,267.02	1,200,220.42	234,647.64	87,002.36	20,394.58
Oct - 18	912,899,854.06	543,706.97	432,611.31	177,974.36	83,768.01
Nov - 18	885,102,126.56	1,030,841.39	143,861.32	298,949.46	196,304.73
Dec - 18	859,006,011.25	1,132,465.64	387,227.93	143,806.82	311,578.70
Jan - 19	831,440,112.06	802,553.45	520,268.13	277,977.96	279,620.86
Feb - 19	805,436,050.61	953,939.39	337,962.17	429,690.95	317,236.05
Mar - 19	777,512,528.36	1,414,940.60	466,607.47	107,293.91	648,764.98
Apr - 19	750,042,508.62	1,344,947.00	464,953.76	288,803.53	605,195.72
May - 19	723,580,107.76	1,203,515.65	491,288.91	404,880.31	555,124.42
June - 19	699,170,880.02	1,220,494.59	344,122.62	288,224.31	435,128.09
July - 19	671,918,788.11	1,050,200.27	519,348.27	215,474.42	445,405.41
Aug - 19	646,700,075.48	1,450,252.44	423,782.09	327,347.68	677,623.38
Sept - 19	622,958,860.77	1,365,831.71	723,406.80	125,505.19	522,623.73
Oct - 19	599,139,505.67	1,028,057.79	354,923.49	497,668.10	326,784.11
Nov - 19	575,018,741.06	949,662.17	455,421.22	231,164.95	550,476.14
Dec - 19	551,277,351.49	1,175,344.16	519,314.12	237,021.95	502,982.60
Jan - 20	527,378,262.94	1,067,543.00	456,177.99	190,152.74	329,319.61
Feb - 20	507,679,654.72	591,329.72	563,991.48	264,600.98	231,906.73
Mar - 20	482,743,548.41	1,025,658.87	384,458.97	346,664.40	352,753.15
Apr - 20	457,704,057.65	1,229,584.91	490,609.31	204,518.29	487,383.30
May - 20	437,661,276.25	894,453.66	732,959.94	146,072.99	553,232.23
June - 20	417,101,884.42	657,177.27	450,076.20	572,394.07	322,579.68
July - 20	380,570,997.41	707,826.03	403,274.92	246,498.80	456,154.70
Aug - 20	349,034,612.44	1,755,448.30	351,451.13	197,523.36	406,613.06
Sept - 20	315,229,035.57	1,183,899.09	660,394.12	178,723.67	400,971.72

Compartment German Auto Loans 8
Monthly Investor Report

Reporting Date:	June 10, 2021
Payment Date:	June 21, 2021
Period No.:	37
Monthly Period:	May, 2021
Interest Period:	May 20, 2021 to June 21, 2021 = 32 days

18a. Delinquencies Analysis

Monthly Period	Performing (in EUR)	31-60 days past due (in EUR)	61-90 days past due (in EUR)	91-120 days past due (in EUR)	>120 days past due (in EUR)
Oct - 20	278,744,042.72	1,125,120.08	384,561.99	446,172.47	246,478.96
Nov - 20	245,068,270.58	1,090,782.11	449,294.91	209,678.43	418,380.68
Dec - 20	205,060,678.27	1,279,035.80	454,116.89	336,150.76	388,250.11
Jan - 21	176,612,975.25	1,159,543.77	582,343.27	234,462.80	537,243.58
Feb - 21	166,186,510.69	1,131,727.12	425,503.02	292,244.14	409,095.84
Mar - 21	156,972,907.11	341,485.70	629,303.15	312,018.32	428,957.07
Apr - 21	148,519,021.68	326,189.78	183,676.59	331,535.89	441,372.09
May - 21	140,576,119.48	279,924.33	234,612.42	87,458.34	478,369.35

Compartment German Auto Loans 8
Monthly Investor Report

Reporting Date:	June 10, 2021
Payment Date:	June 21, 2021
Period No.:	37
Monthly Period:	May, 2021
Interest Period:	May 20, 2021 to June 21, 2021 = 32 days

19. Seasoning

Initial Portfolio

Group (in months)	Aggregate Principal Balance (in EUR)	Aggregate Principal Balance (in % of total)	Number of Contracts	Number of Contracts (in % of total)
<= 6	492,607,422.31	45.81	23,758	42.37
> 6 - <= 12	391,635,229.03	36.42	20,512	36.58
> 12 - <= 24	130,251,179.08	12.11	7,514	13.40
> 24 - <= 36	49,977,501.72	4.65	3,393	6.05
> 36 - <= 42	5,051,935.82	0.47	397	0.71
> 42 - <= 48	3,810,087.86	0.35	322	0.57
> 48 - <= 53	1,210,666.78	0.11	105	0.19
> 53	755,888.11	0.07	70	0.12
Total	1,075,299,910.71	100.00	56,071	100.00

WA Seasoning (in months):	9.07
Min (in months):	3.00
Max (in months):	67.00

Compartment German Auto Loans 8
Monthly Investor Report

Reporting Date:	June 10, 2021
Payment Date:	June 21, 2021
Period No.:	37
Monthly Period:	May, 2021
Interest Period:	May 20, 2021 to June 21, 2021 = 32 days

19. Seasoning

Portfolio as of: May 31, 2021

Group (in months)	Aggregate Outstanding Principal Balance (in EUR)	Aggregate Outstanding Principal Balance (in % of total)	Number of Contracts	Number of Contracts (in % of total)
<= 6	0.00	0.00	0	0.00
> 6 - <= 12	0.00	0.00	0	0.00
> 12 - <= 24	0.00	0.00	0	0.00
> 24 - <= 36	0.00	0.00	0	0.00
> 36 - <= 42	55,671,262.94	39.30	4,246	34.14
> 42 - <= 48	78,197,285.84	55.20	6,916	55.60
> 48 - <= 53	4,525,733.65	3.19	630	5.07
> 53	3,262,201.49	2.30	646	5.19
Total	141,656,483.92	100.00	12,438	100.00

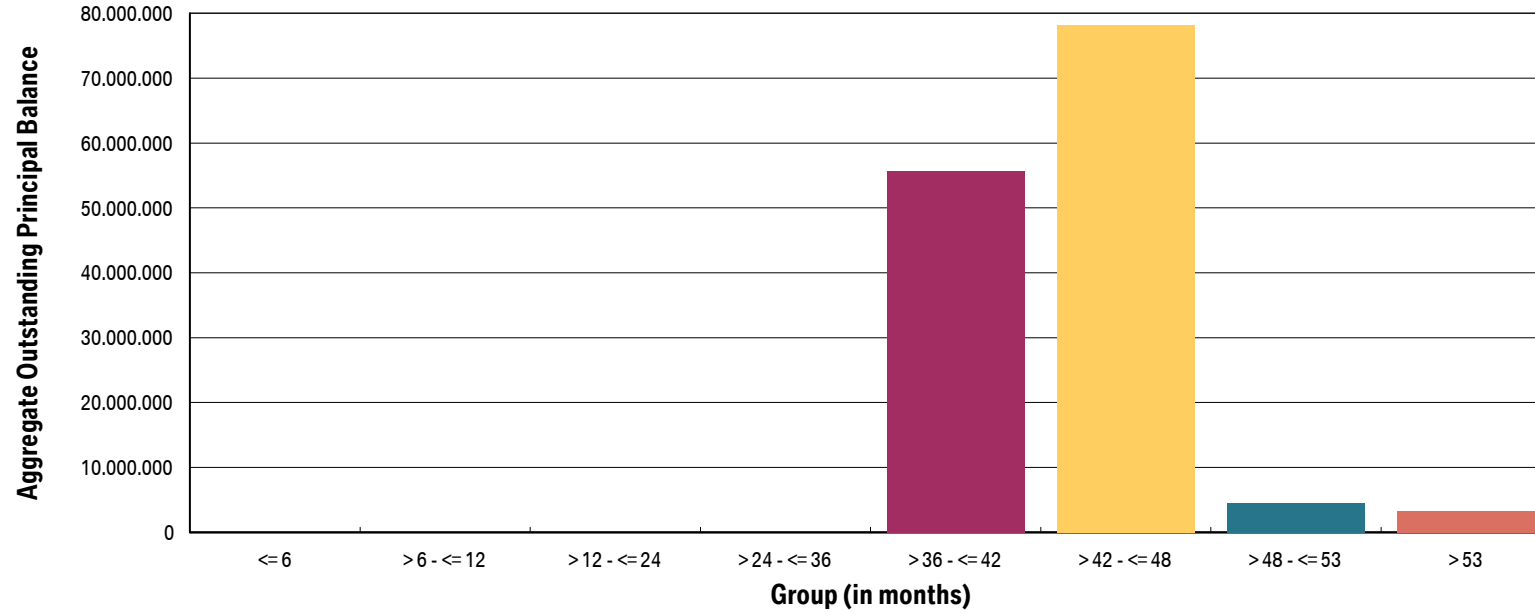
WA Seasoning (in months):	43.70
Min (in months):	40.00
Max (in months):	92.00



Compartment German Auto Loans 8
Monthly Investor Report

Reporting Date:	June 10, 2021
Payment Date:	June 21, 2021
Period No.:	37
Monthly Period:	May, 2021
Interest Period:	May 20, 2021 to June 21, 2021 = 32 days

19a. Seasoning (graph)



Compartment German Auto Loans 8
Monthly Investor Report

Reporting Date:	June 10, 2021
Payment Date:	June 21, 2021
Period No.:	37
Monthly Period:	May, 2021
Interest Period:	May 20, 2021 to June 21, 2021 = 32 days

20. Remaining Term

Initial Portfolio

Group (in months)	Aggregate Principal Balance (in EUR)	Aggregate Principal Balance (in % of total)	Number of Contracts	Number of Contracts (in % of total)
<= 6	16,053,540.58	1.49	1,460	2.60
> 6 - <= 12	28,451,320.08	2.65	2,297	4.10
> 12 - <= 24	130,153,234.30	12.10	9,416	16.79
> 24 - <= 36	462,331,005.88	43.00	23,661	42.20
> 36 - <= 42	142,815,618.83	13.28	7,056	12.58
> 42 - <= 48	72,965,238.70	6.79	3,327	5.93
> 48 - <= 53	91,317,767.33	8.49	3,738	6.67
> 53	131,212,185.01	12.20	5,116	9.12
Total	1,075,299,910.71	100.00	56,071	100.00

WA Remaining Term (in months):	35.12
Min (in months):	3.00
Max (in months):	60.00

Compartment German Auto Loans 8
Monthly Investor Report

Reporting Date: June 10, 2021
 Payment Date: June 21, 2021
 Period No.: 37
 Monthly Period: May, 2021
 Interest Period: May 20, 2021 to June 21, 2021
 = 32 days

20. Remaining Term

Portfolio as of: May 31, 2021

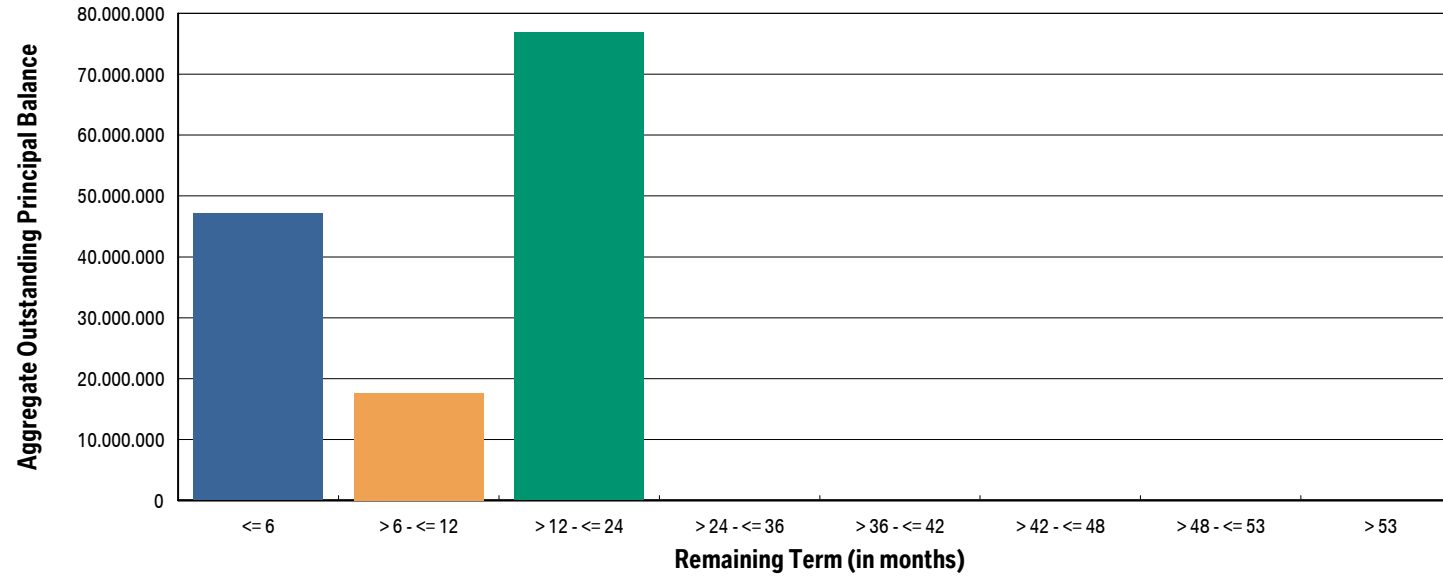
Group (in months)	Aggregate Outstanding Principal Balance (in EUR)	Aggregate Outstanding Principal Balance (in % of total)	Number of Contracts	Number of Contracts (in % of total)
<= 6	47,138,337.98	33.28	6,160	49.53
> 6 - <= 12	17,658,632.28	12.47	1,382	11.11
> 12 - <= 24	76,859,513.66	54.26	4,896	39.36
> 24 - <= 36	0.00	0.00	0	0.00
> 36 - <= 42	0.00	0.00	0	0.00
> 42 - <= 48	0.00	0.00	0	0.00
> 48 - <= 53	0.00	0.00	0	0.00
> 53	0.00	0.00	0	0.00
Total	141,656,483.92	100.00	12,438	100.00

WA Remaining Term (in months):	11.52
Min (in months):	0.00
Max (in months):	23.00

Compartment German Auto Loans 8
Monthly Investor Report

Reporting Date:	June 10, 2021
Payment Date:	June 21, 2021
Period No.:	37
Monthly Period:	May, 2021
Interest Period:	May 20, 2021 to June 21, 2021 = 32 days

20a. Remaining Term (graph)



Compartment German Auto Loans 8
Monthly Investor Report

Reporting Date:	June 10, 2021
Payment Date:	June 21, 2021
Period No.:	37
Monthly Period:	May, 2021
Interest Period:	May 20, 2021 to June 21, 2021 = 32 days

21. Original Term

Initial Portfolio

Group (in months)	Aggregate Principal Balance (in EUR)	Aggregate Principal Balance (in % of total)	Number of Contracts	Number of Contracts (in % of total)
<= 6	0.00	0.00	0	0.00
> 6 - <= 12	683,348.34	0.06	275	0.49
> 12 - <= 24	41,759,800.70	3.88	4,346	7.75
> 24 - <= 36	522,385,630.26	48.58	27,540	49.12
> 36 - <= 42	4,537,430.98	0.42	341	0.61
> 42 - <= 48	231,089,301.46	21.49	11,811	21.06
> 48 - <= 53	850,694.44	0.08	50	0.09
> 53	273,993,704.53	25.48	11,708	20.88
Total	1,075,299,910.71	100.00	56,071	100.00

WA Original Term (in months):	44.19
Min (in months):	7.00
Max (in months):	120.00

Compartment German Auto Loans 8
Monthly Investor Report

Reporting Date:	June 10, 2021
Payment Date:	June 21, 2021
Period No.:	37
Monthly Period:	May, 2021
Interest Period:	May 20, 2021 to June 21, 2021 = 32 days

21. Original Term

Portfolio as of: May 31, 2021

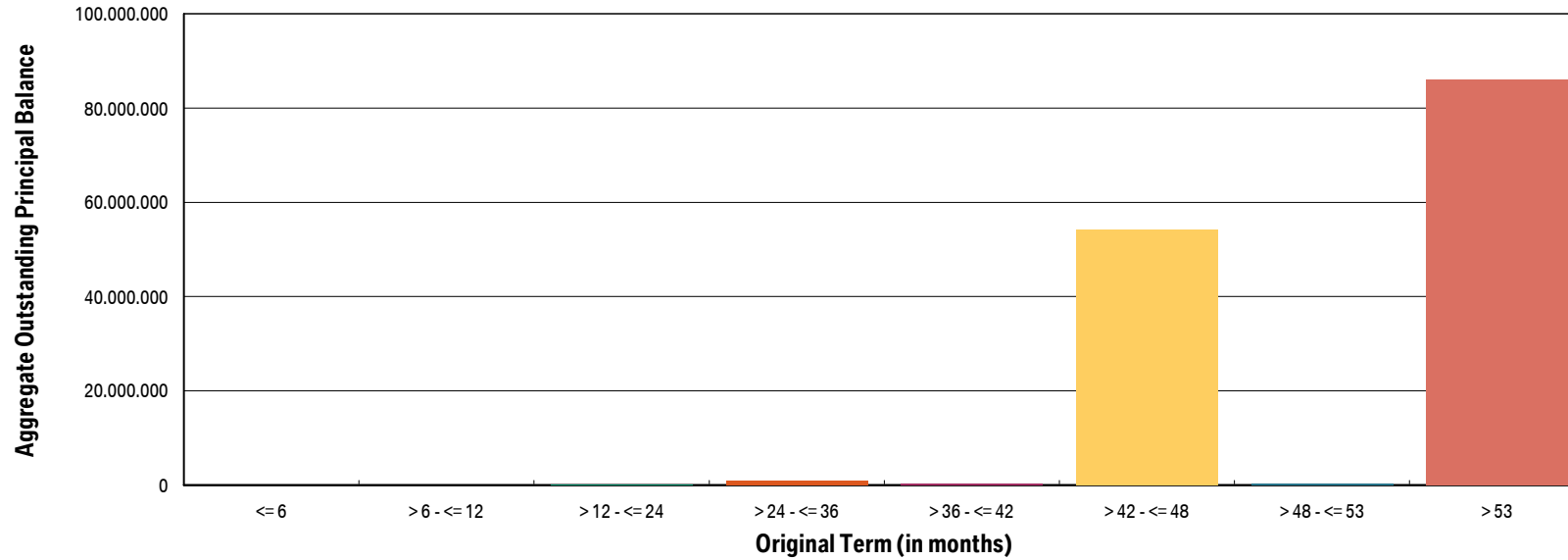
Group (in months)	Aggregate Outstanding Principal Balance (in EUR)	Aggregate Outstanding Principal Balance (in % of total)	Number of Contracts	Number of Contracts (in % of total)
<= 6	0.00	0.00	0	0.00
> 6 - <= 12	20.00	0.00	1	0.01
> 12 - <= 24	40,069.73	0.03	48	0.39
> 24 - <= 36	808,981.12	0.57	517	4.16
> 36 - <= 42	275,657.88	0.19	71	0.57
> 42 - <= 48	54,237,526.88	38.29	5,509	44.29
> 48 - <= 53	251,724.09	0.18	21	0.17
> 53	86,042,504.22	60.74	6,271	50.42
Total	141,656,483.92	100.00	12,438	100.00

WA Original Term (in months):	55.18
Min (in months):	12.00
Max (in months):	90.00

Compartment German Auto Loans 8
Monthly Investor Report

Reporting Date:	June 10, 2021
Payment Date:	June 21, 2021
Period No.:	37
Monthly Period:	May, 2021
Interest Period:	May 20, 2021 to June 21, 2021 = 32 days

21a. Original Term (graph)



Compartment German Auto Loans 8

Monthly Investor Report

Reporting Date:	June 10, 2021
Payment Date:	June 21, 2021
Period No.:	37
Monthly Period:	May, 2021
Interest Period:	May 20, 2021 to June 21, 2021 = 32 days

22. Vehicle Class

Initial Portfolio

Group	Aggregate Principal Balance (in EUR)	Aggregate Principal Balance (in % of total)	Number of Contracts	Number of Contracts (in % of total)
BMW 1 Series	129,865,755.35	12.08	9,511	16.96
BMW 2 Series	103,347,732.66	9.61	4,514	8.05
BMW 3 Series	145,598,511.94	13.54	8,561	15.27
BMW 4 Series	69,614,986.52	6.47	2,164	3.86
BMW 5 Series	153,275,207.30	14.25	6,718	11.98
BMW 6 Series	12,574,532.89	1.17	332	0.59
BMW 7 Series	15,588,328.20	1.45	505	0.90
BMW X1 Series	78,758,412.40	7.32	4,211	7.51
BMW X3 Series	67,685,228.04	6.29	2,881	5.14
BMW X4 Series	19,330,655.27	1.80	547	0.98
BMW X5 Series	59,449,059.17	5.53	1,757	3.13
BMW X6 Series	19,564,213.22	1.82	477	0.85
BMW Z Series	6,510,679.28	0.61	382	0.68
BMW i Series	4,017,788.04	0.37	134	0.24
MINI	143,991,857.94	13.39	9,217	16.44
Non BMW Group Models (incl. Motorcycles)	24,654,365.38	2.29	1,725	3.08
Other BMW Group (incl. Motorcycles)	21,472,597.11	2.00	2,435	4.34
Total	1,075,299,910.71	100.00	56,071	100.00

Compartment German Auto Loans 8
Monthly Investor Report

Reporting Date:	June 10, 2021
Payment Date:	June 21, 2021
Period No.:	37
Monthly Period:	May, 2021
Interest Period:	May 20, 2021 to June 21, 2021 = 32 days

22. Vehicle Class

Portfolio as of: May 31, 2021

Group	Aggregate Outstanding Principal Balance (in EUR)	Aggregate Outstanding Principal Balance (in % of total)	Number of Contracts	Number of Contracts (in % of total)
BMW 1 Series	16,234,294.68	11.46	2,062	16.58
BMW 2 Series	13,285,852.12	9.38	973	7.82
BMW 3 Series	21,202,723.86	14.97	2,124	17.08
BMW 4 Series	9,936,162.55	7.01	541	4.35
BMW 5 Series	25,000,180.66	17.65	1,996	16.05
BMW 6 Series	1,792,200.12	1.27	74	0.59
BMW 7 Series	2,066,933.75	1.46	121	0.97
BMW X1 Series	10,686,422.17	7.54	929	7.47
BMW X3 Series	10,298,144.13	7.27	802	6.45
BMW X4 Series	2,560,133.35	1.81	130	1.05
BMW X5 Series	8,740,696.26	6.17	399	3.21
BMW X6 Series	2,536,533.68	1.79	94	0.76
BMW Z Series	704,097.87	0.50	71	0.57
BMW i Series	483,560.23	0.34	32	0.26
MINI	11,384,974.11	8.04	1,429	11.49
Non BMW Group Models (incl. Motorcycles)	3,870,872.03	2.73	461	3.71
Other BMW Group (incl. Motorcycles)	872,702.35	0.62	200	1.61
Total	141,656,483.92	100.00	12,438	100.00

Compartment German Auto Loans 8
Monthly Investor Report

Reporting Date:	June 10, 2021
Payment Date:	June 21, 2021
Period No.:	37
Monthly Period:	May, 2021
Interest Period:	May 20, 2021 to June 21, 2021 = 32 days

23. Payment Type

Initial Portfolio:

Group	Aggregate Principal Balance (in EUR)	Aggregate Principal Balance (in % of total)	Number of Contracts	Number of Contracts (in % of total)
Direct debit	1,072,959,034.30	99.78	55,958	99.80
Self payment	2,340,876.41	0.22	113	0.20
Total	1,075,299,910.71	100.00	56,071	100.00

Portfolio as of: May 31, 2021

Group	Aggregate Outstanding Principal Balance (in EUR)	Aggregate Outstanding Principal Balance (in % of total)	Number of Contracts	Number of Contracts (in % of total)
Direct debit	139,544,369.17	98.51	12,219	98.24
Self payment	2,112,114.75	1.49	219	1.76
Total	141,656,483.92	100.00	12,438	100.00



Compartment German Auto Loans 8
Monthly Investor Report

Reporting Date:	June 10, 2021
Payment Date:	June 21, 2021
Period No.:	37
Monthly Period:	May, 2021
Interest Period:	May 20, 2021 to June 21, 2021 = 32 days

24. Interest Rates

Weighted Average Nominal Interest Rate (in %)		
Aggregate Principal Balance (Initial)	1,075,299,910.71	3.20
Aggregate Outstanding Principal Balance	141,656,483.92	3.36

Compartment German Auto Loans 8
Monthly Investor Report

Reporting Date:	June 10, 2021
Payment Date:	June 21, 2021
Period No.:	37
Monthly Period:	May, 2021
Interest Period:	May 20, 2021 to June 21, 2021 = 32 days

25. Credit Type

Initial Portfolio

Credit Type	Aggregate Principal Balance (in EUR)	Aggregate Principal Balance (in % of total)	Number of Contracts	Number of Contracts (in % of total)
Balloon	1,065,386,634.83	99.08	54,435	97.08
Equal Instalment Loan	9,913,275.88	0.92	1,636	2.92
Total	1,075,299,910.71	100.00	56,071	100.00

Portfolio as of: May 31, 2021

Credit Type	Aggregate Outstanding Principal Balance (in EUR)	Aggregate Outstanding Principal Balance (in % of total)	Number of Contracts	Number of Contracts (in % of total)
Balloon	141,102,367.71	99.61	12,260	98.57
Equal Instalment Loan	554,116.21	0.39	178	1.43
Total	141,656,483.92	100.00	12,438	100.00

Compartment German Auto Loans 8
Monthly Investor Report

Reporting Date:	June 10, 2021
Payment Date:	June 21, 2021
Period No.:	37
Monthly Period:	May, 2021
Interest Period:	May 20, 2021 to June 21, 2021 = 32 days

26. Contracts Per Customer
Initial Portfolio

Group	Aggregate Principal Balance (in EUR)	Aggregate Principal Balance (in % of total)	Number of Contracts	Number of Contracts (in % of total)
1	1,021,847,444.53	95.03	53,818	95.98
2 - 4	44,933,659.05	4.18	1,879	3.35
5 - 7	2,469,885.89	0.23	109	0.19
8 - 10	879,227.35	0.08	45	0.08
> 10	5,169,693.89	0.48	220	0.39
Total	1,075,299,910.71	100.00	56,071	100.00

Portfolio as of: May 31, 2021

Group	Aggregate Outstanding Principal Balance (in EUR)	Aggregate Outstanding Principal Balance (in % of total)	Number of Contracts	Number of Contracts (in % of total)
1	140,118,143.42	98.91	12,322	99.07
2 - 4	1,538,340.50	1.09	116	0.93
5 - 7	0.00	0.00	0	0.00
8 - 10	0.00	0.00	0	0.00
> 10	0.00	0.00	0	0.00
Total	141,656,483.92	100.00	12,438	100.00

Compartment German Auto Loans 8
Monthly Investor Report

Reporting Date:	June 10, 2021
Payment Date:	June 21, 2021
Period No.:	37
Monthly Period:	May, 2021
Interest Period:	May 20, 2021 to June 21, 2021 = 32 days

27. Amortisation

Initial Portfolio

Period	Principal Balance (in EUR)
	1,075,299,910.71
1	1,061,357,489.07
2	1,047,376,391.98
3	1,028,976,630.62
4	1,011,847,734.98
5	994,587,130.43
6	977,587,209.07
7	960,632,551.19
8	943,395,454.14
9	926,963,774.36
10	910,101,977.23
11	892,419,263.73
12	873,954,514.11
13	855,587,954.26
14	836,259,321.26
15	815,300,347.63
16	796,093,347.75
17	776,144,845.96
18	755,946,281.31
19	735,816,698.97
20	715,114,886.44
21	696,423,052.91
22	680,012,992.58
23	661,963,242.23
24	644,189,851.85
25	627,229,357.25
26	609,753,422.74
27	564,757,889.20
28	525,428,885.48
29	483,696,257.65
30	440,605,305.95

Current Portfolio

Period	Principal Balance in EUR	Reduction in EUR
	141,656,483.92	
1	135,342,552.75	6,313,931.17
2	121,869,987.41	13,472,565.34
3	111,194,678.02	10,675,309.39
4	100,762,094.60	10,432,583.42
5	92,086,886.17	8,675,208.43
6	84,689,479.22	7,397,406.95
7	77,439,788.71	7,249,690.51
8	70,671,302.40	6,768,486.31
9	68,549,036.43	2,122,265.97
10	66,195,868.55	2,353,167.88
11	63,661,473.21	2,534,395.34
12	61,446,693.40	2,214,779.81
13	59,126,082.37	2,320,611.03
14	50,739,867.53	8,386,214.84
15	42,809,204.43	7,930,663.10
16	34,888,431.91	7,920,772.52
17	26,549,738.49	8,338,693.42
18	18,019,298.54	8,530,439.95
19	8,441,016.68	9,578,281.86
20	11,863.48	8,429,153.20
21	5,758.83	6,104.65
22	1,326.56	4,432.27
23	0.00	1,326.56
24	0.00	0.00
25	0.00	0.00
26	0.00	0.00
27	0.00	0.00
28	0.00	0.00
29	0.00	0.00
30	0.00	0.00

Compartment German Auto Loans 8
Monthly Investor Report

Reporting Date: June 10, 2021
 Payment Date: June 21, 2021
 Period No.: 37
 Monthly Period: May, 2021
 Interest Period: May 20, 2021 to June 21, 2021
 = 32 days

27. Amortisation

Initial Portfolio

Period	Principal Balance (in EUR)
31	392,140,353.45
32	334,901,312.09
33	293,075,233.85
34	284,499,363.79
35	275,210,944.10
36	266,153,461.44
37	257,195,264.89
38	248,644,221.55
39	223,065,697.54
40	201,939,995.92
41	183,125,587.37
42	167,020,001.82
43	153,550,322.74
44	140,072,333.42
45	127,680,743.83
46	123,787,776.71
47	119,433,902.10
48	115,054,784.43
49	110,871,342.68
50	106,578,147.42
51	90,866,337.94
52	76,260,088.19
53	62,040,002.52
54	46,852,592.27
55	31,749,212.54
56	14,675,475.77
57	16,968.32
58	8,236.30
59	1,913.98
60	0.00

Current Portfolio

Period	Principal Balance in EUR	Reduction in EUR
31	0.00	0.00
32	0.00	0.00
33	0.00	0.00
34	0.00	0.00
35	0.00	0.00
36	0.00	0.00
37	0.00	0.00
38	0.00	0.00
39	0.00	0.00
40	0.00	0.00
41	0.00	0.00
42	0.00	0.00
43	0.00	0.00
44	0.00	0.00
45	0.00	0.00
46	0.00	0.00
47	0.00	0.00
48	0.00	0.00
49	0.00	0.00
50	0.00	0.00
51	0.00	0.00
52	0.00	0.00
53	0.00	0.00
54	0.00	0.00
55	0.00	0.00
56	0.00	0.00
57	0.00	0.00
58	0.00	0.00
59	0.00	0.00
60	0.00	0.00

Compartment German Auto Loans 8
Monthly Investor Report

Reporting Date:	June 10, 2021
Payment Date:	June 21, 2021
Period No.:	37
Monthly Period:	May, 2021
Interest Period:	May 20, 2021 to June 21, 2021 = 32 days

28. Priority of Payments

Priority of Payments*

Available Distribution Amount	+	13,880,377.62
Taxes	-	0.00
Trustee Payment	-	0.00
Senior Expenses	-	28,397.53
Swap Net Payment	-	7,449.64
Class A Interest	-	0.00
Class B Interest	-	66,934.17
Cash Reserve	-	5,380,000.00
Principal Class A	-	8,397,596.28
Principal Class B	-	0.00
Swap Termination Event	-	0.00
Subordinated Loan Interest	-	0.00
Subordinated Loan Principal	-	0.00
Seller	-	0.00

*all Amounts in EUR

Compartment German Auto Loans 8
Monthly Investor Report

Reporting Date:	June 10, 2021
Payment Date:	June 21, 2021
Period No.:	37
Monthly Period:	May, 2021
Interest Period:	May 20, 2021 to June 21, 2021 = 32 days

29. Transaction Costs

Cost Category (in EUR)	Class A	Class B	Subordinated Loan	Total
Senior Expenses				28,397.53
Interest accrued for the Period	0.00	66,934.17	3,304.52	70,238.69
Interest payments for the Period	0.00	66,934.17	0.00	66,934.17
Cumulative Interest Payments	292,400.00	2,367,763.32	0.00	2,660,163.32
Unpaid Interest for the Period	0.00	0.00	3,304.52	3,304.52
Cumulative Unpaid Interest	0.00	0.00	135,433.59	135,433.59

Compartment German Auto Loans 8
Monthly Investor Report

Reporting Date:	June 10, 2021
Payment Date:	June 21, 2021
Period No.:	37
Monthly Period:	May, 2021
Interest Period:	May 20, 2021 to June 21, 2021 = 32 days

30. Ratings

	Fitch	S&P	Moody's	DBRS
Notes - current ratings				
Class A	AAA	AAA	N/A	N/A
Class B	N/A	N/A	N/A	N/A

		Fitch	S&P	Moody's	DBRS	Trigger Breached	
Transaction Parties - current ratings							
	BMW AG	long term	N/A	A	A2	A high	no
		short term	N/A	A-1	P-1	N/A	no
Issuer Account Bank:	Bank of New York Mellon, Frankfurt Branch	long term	AA+	AA-	N/A	N/A	no
		short term	F1+	A-1+	N/A	N/A	no
Swap Provider:	Skandinaviska Enskilda Banken AB (publ)	long term	AA+	A+	N/A	N/A	no
		short term	F1+	A-1	N/A	N/A	no
Calculation Agent:	Bank of New York Mellon, London Branch	long term	AA	AA-	N/A	N/A	no
		short term	F1+	A-1+	N/A	N/A	no
Trustee:	BNY Mellon Corporate Trustee Services Limited	long term	AA	AA-	N/A	N/A	no
		short term	F1+	A-1+	N/A	N/A	no

		Fitch	S&P	Moody's	DBRS
Transaction Parties - required ratings					
	BMW AG	long term	A	N/A	N/A
		short term	F1	N/A	N/A
Issuer Account Bank:	Bank of New York Mellon, Frankfurt Branch	long term	A	A+	N/A
		short term	F1	A-1	N/A
Swap Provider:	Skandinaviska Enskilda Banken AB (publ)	long term	A	A+	N/A
		short term	F1	A-1	N/A

Compartment German Auto Loans 8
Monthly Investor Report

Reporting Date:	June 10, 2021
Payment Date:	June 21, 2021
Period No.:	37
Monthly Period:	May, 2021
Interest Period:	May 20, 2021 to June 21, 2021 = 32 days

31. Swap Counterparty Data

Swap Counterparty Data	
Swap counterparty provider	Skandinaviska Enskilda Banken AB (publ)
Swap termination event	No

Swap Data	
Swap type	Fixed floating interest rate swap
Notional amount (in EUR)	25,668,731.20
Fixed rate (in %)	-0.2480
Floating rate (Euribor in %)	-0.5590
Net swap payments (in EUR) (- from SPV / + to SPV)	-7,449.64