

**BMW
GROUP**



ROLLS-ROYCE
MOTOR CARS LTD

Bavarian Sky S.A., Compartment German Auto Loans 8

Monthly Investor Report - April 2021

Compartment German Auto Loans 8

Monthly Investor Report

Reporting Date:	May 10, 2021
Payment Date:	May 20, 2021
Period No.:	36
Monthly Period:	Apr, 2021
Interest Period:	Apr 20, 2021 to May 20, 2021 = 30 days

Index

1. Contact Information
2. Reporting Contact Details
3. Counterparty History
4. Overview Dates
5. Portfolio Information
6. Reserves
7. Performance Data
8. Defaulted Amount & Recovery Amount
9. Defaulted Amount & Recovery Amount - Loan Level Data
10. Outstanding Note Balance
11. Original Principal Balance
12. Aggregate Principal Balance
13. Aggregate Outstanding Principal Balance
14. Down Payments
15. Borrower Concentration
16. Geographical Distribution
17. Car Type & Customer Group
18. Delinquencies
19. Seasoning
20. Remaining Term
21. Original Term
22. Vehicle Class
23. Payment Type
24. Interest Rates
25. Credit Type
26. Contracts per Customer
27. Amortisation
28. Priority of Payments
29. Transaction Costs
30. Ratings
31. Swap Counterparty Data

Compartment German Auto Loans 8

Monthly Investor Report

Reporting Date:	May 10, 2021
Payment Date:	May 20, 2021
Period No.:	36
Monthly Period:	Apr, 2021
Interest Period:	Apr 20, 2021 to May 20, 2021 = 30 days

1. Contact Information

Transaction Parties

Issuer: **Bavarian Sky S.A.**
Acting in respect of its Compartment German Auto Loans 8
287-289 route d'Arlon
L-1150 Luxembourg
Luxembourg
Attn.: The Directors
BavarianSky@intertrustgroup.com
+352 26 4491

Corporate Administrator: **Intertrust (Luxembourg) S.à r.l.**
6, Rue Eugène Ruppert
L-2453 Luxembourg
Luxembourg
Attn.: BUO - Capital Markets
LU-BavarianSky@intertrustgroup.com
+352 26 44 91

Originator/Servicer: **BMW Bank GmbH**
Lilienthalallee 26
80939 Munich
Germany
Attn.: ABS Servicing Team
abs.bmwgroup@bmw.de

Compartment German Auto Loans 8
Monthly Investor Report

Reporting Date:	May 10, 2021
Payment Date:	May 20, 2021
Period No.:	36
Monthly Period:	Apr, 2021
Interest Period:	Apr 20, 2021 to May 20, 2021 = 30 days

1. Contact Information**Transaction Parties****Calculation Agent/Paying Agent/****Bank of New York Mellon, London Branch**

One Canada Square
E14 5AL London
United Kingdom
Attn.: Corporate Trust Administration
BNYM.Structured.Finance.Team.8@bnymellon.com

Trustee:**BNY Mellon Corporate Trustee Services Limited**

One Canada Square
E14 5AL London
United Kingdom
Attn.: Corporate Trust Administration
BNYM.Structured.Finance.Team.2@bnymellon.com

Issuer Account Bank:**Bank of New York Mellon, Frankfurt Branch**

Friedrich-Ebert-Anlage 49, Messeturm
60327 Frankfurt am Main
Germany
Attn.: Corporate Trust Administrator
BNYM.Structured.Finance.Team.8@bnymellon.com

Compartment German Auto Loans 8
Monthly Investor Report

Reporting Date:	May 10, 2021
Payment Date:	May 20, 2021
Period No.:	36
Monthly Period:	Apr, 2021
Interest Period:	Apr 20, 2021 to May 20, 2021 = 30 days

1. Contact Information**Transaction Parties****Data Trustee:**

Bank of New York Mellon, Frankfurt Branch
Friedrich-Ebert-Anlage 46, Messeturm
60327 Frankfurt am Main
Germany
Attn.: Corporate Trust Administration
BNYM.Structured.Finance.Team.8@bnymellon.com

Swap Counterparty:

Skandinaviska Enskilda Banken AB (publ)
Kungsträdgårdsgatan 8
SE-106 40 Stockholm
Sweden
docunit@seb.se

Rating Agencies:

Fitch Ratings Ltd
30 North Colonnade, Canary Wharf
E14 5GN London
United Kingdom
ABSsurveillance@fitchratings.com

Standard & Poor's Credit Market Services Europe Limited
20 Canada Square, Canary Wharf
E14 5LH London
United Kingdom
StructuredFinanceEurope@spglobal.com

**Compartment German Auto Loans 8**
Monthly Investor Report

Reporting Date:	May 10, 2021
Payment Date:	May 20, 2021
Period No.:	36
Monthly Period:	Apr, 2021
Interest Period:	Apr 20, 2021 to May 20, 2021 = 30 days

2. Reporting Contact Details**Contact for Servicer Report (Portfolio related information in Investor Report)****Contact for Investor Reporting:****BMW Bank GmbH**

Lilienthalallee 26
80939 Munich
Germany
Attn.: ABS Servicing Team
abs.bmwgroup@bmw.de

Calculation Agent:**Bank of New York Mellon, London Branch**

One Canada Square
E14 5AL London
United Kingdom
Attn. Corporate Trust Administration
BNYM.Structured.Finance.Team.8@bnymellon.com



Compartment German Auto Loans 8
Monthly Investor Report

Reporting Date:	May 10, 2021
Payment Date:	May 20, 2021
Period No.:	36
Monthly Period:	Apr, 2021
Interest Period:	Apr 20, 2021 to May 20, 2021 = 30 days

3. Counterparty History

Replacement Party to be added if applicable

Compartment German Auto Loans 8
Monthly Investor Report

Reporting Date:	May 10, 2021
Payment Date:	May 20, 2021
Period No.:	36
Monthly Period:	Apr, 2021
Interest Period:	Apr 20, 2021 to May 20, 2021 = 30 days

4. Overview Dates

Initial Cut-Off Date:	30/04/2018		
Issue Date:	01/05/2018	Legal Maturity Date:	20/06/2025
Reporting Date	10/05/2021		
Investor Reporting Date	18/05/2021		
Interest Determination Date	16/04/2021		
Reporting Frequency:	monthly		
Monthly Period No. (since Issue Date):	36	(since Issue Date)	
Payment Date:	20/05/2021		
Next Payment Date	21/06/2021		
Monthly Period:	01/04/2021	until	30/04/2021

Compartment German Auto Loans 8
Monthly Investor Report

Reporting Date:	May 10, 2021
Payment Date:	May 20, 2021
Period No.:	36
Monthly Period:	Apr, 2021
Interest Period:	Apr 20, 2021 to May 20, 2021 = 30 days

5. Portfolio Information

	current period	prior period
Outstanding receivables (in EUR)	Aggregate outstanding principal balance	Aggregate outstanding principal balance
Beginning of period	158,684,671.35	168,445,080.81
Scheduled principal payments	5,278,612.55	5,690,204.37
Prepayment* principal	3,196,784.15	3,688,897.78
Prepayments* number of contracts	236	283
Repurchases* principal	269,288.03	258,590.59
Repurchases* number of contracts	15	15
Total principal collections	8,744,684.73	9,637,692.74
Total interest collections	436,134.72	455,169.09
Defaulted Amounts	232.351,97	328,323.59
Recoveries	94,161.38	205,606.87
Late Recoveries	56,145.64	102,824.39
End of Period	149,801,796.03	158,684,671.35
Current prepayment rate (annualised) in %	22.33	24.05

* Prepayments are defined as all contracts that are early settled by the borrower and repurchases are defined as all contracts that are repurchased due to modification of contract.

Compartment German Auto Loans 8
Monthly Investor Report

Reporting Date:	May 10, 2021
Payment Date:	May 20, 2021
Period No.:	36
Monthly Period:	Apr, 2021
Interest Period:	Apr 20, 2021 to May 20, 2021 = 30 days

6. Reserves
Aggregate outstanding notes balance

Initial outstanding notes balance in EUR 1,075,300,000.00

Cash Reserve	in EUR
Outstanding cash reserve beginning of period	5,380,000.00
Interest on cash reserve - previous period	0.00
Required cash reserve	5,380,000.00
Outstanding cash reserve end of period	5,380,000.00

Triggers*								
Reserves	Current ratio	Trigger	Required Rating BMW AG				Trigger Breach	
			Fitch	S&P	Moody's	DBRS		
Commingling Reserve			Long Term	A	N/A	N/A	N/A	no
			Short Term	F1	N/A	N/A	N/A	no

* Breach of one of these triggers in conjunction with any other event as set out in the Servicing Agreement and/or the Receivables Purchase Agreement will oblige BMW Bank GmbH to post additional cash collateral. The Reserves will be adjusted on a monthly basis and shall be deposited in the Issuer Account and exclusively reserved to cover risks.

Commingling Reserve	in EUR
Outstanding Commingling Reserve end of period	0.00

Set-Off Risk (current ratio):	0,01%
--------------------------------------	--------------

Compartment German Auto Loans 8
Monthly Investor Report

Reporting Date:	May 10, 2021
Payment Date:	May 20, 2021
Period No.:	36
Monthly Period:	Apr, 2021
Interest Period:	Apr 20, 2021 to May 20, 2021 = 30 days

7. Performance Data
Aggregate outstanding notes balance

Beginning of period (in EUR)	110,132,010.89
End of period (in EUR)	100,968,731.20

Ratios
31- 60 days past due

	(in EUR)	(in %)
31- 60 days past due period before previous period	1,131,727.12	0.67
31- 60 days past due previous period	341,485.70	0.22
31- 60 days past due current period	326,189.78	0.22

61- 90 days past due

	(in EUR)	(in %)
61- 90 days past due period before previous period	425,503.02	0.25
61- 90 days past due previous period	629,303.15	0.40
61- 90 days past due current period	183,676.59	0.12

Cumulative net loss ratio

	Current ratio
Cumulative net loss ratio (in %)	0.46

Performance data

Number of contracts being 31 - 60 days delinquent	24
Number of contracts being 61 - 90 days delinquent	10
Balance of contracts being 31 - 60 days delinquent (in EUR)	326,189.78
Balance of contracts being 61 - 90 days delinquent (in EUR)	183,676.59
Defaulted amounts (in EUR)	232,351.97
Cumulative defaulted amounts (in EUR)	10,028,591.07
Recoveries (in EUR)	94,161.38
Cumulative recoveries (in EUR)	5,079,692.85

Compartment German Auto Loans 8

Monthly Investor Report

Reporting Date:	May 10, 2021
Payment Date:	May 20, 2021
Period No.:	36
Monthly Period:	Apr, 2021
Interest Period:	Apr 20, 2021 to May 20, 2021 = 30 days

8. Defaulted Amount & Recovery Amount

(as at end of Monthly Period)

Collection Period	No. of Defaulted Agreements in Collection Period	Defaulted Amount in Collection Period (in EUR)	Cumulative Defaulted Amount since Initial Cut-Off Date (in EUR)	Cumulative Amount of Purchased Receivables (in EUR)	Cumulative Default Ratio (in %)	Recovery Amount in Collection Period (in EUR)	Cumulative Recoveries since Initial Cut-Off Date (in EUR)	Cumulative Net Losses (in EUR)	Cumulative Net Loss Ratio (in %)
Apr - 18	0	n/a	n/a	1,075,299,910.71	n/a	n/a	n/a	n/a	n/a
May - 18	5	29.93	29.93	1,075,299,910.71	0.00	0.00	0.00	29.93	0.00
June - 18	10	58.65	88.58	1,075,299,910.71	0.00	0.00	0.00	88.58	0.00
July - 18	20	43,550.19	43,638.77	1,075,299,910.71	0.00	31,120.50	31,120.50	12,518.27	0.00
Aug - 18	21	52,335.52	95,974.29	1,075,299,910.71	0.01	43,026.13	74,146.63	21,827.66	0.00
Sept - 18	10	144,020.39	239,994.68	1,075,299,910.71	0.02	101,063.56	175,210.19	64,784.49	0.01
Oct - 18	18	265,575.90	505,570.58	1,075,299,910.71	0.05	170,175.25	345,385.44	160,185.14	0.01
Nov - 18	23	274,156.35	779,726.93	1,075,299,910.71	0.07	182,720.89	528,106.33	251,620.60	0.02
Dec - 18	15	183,031.54	962,758.47	1,075,299,910.71	0.09	118,416.24	646,522.57	316,235.90	0.03
Jan - 19	31	205,947.54	1,168,706.01	1,075,299,910.71	0.11	121,636.11	768,158.68	400,547.33	0.04
Feb - 19	34	277,525.24	1,446,231.25	1,075,299,910.71	0.13	104,047.73	872,206.41	574,024.84	0.05
Mar - 19	25	249,275.97	1,695,507.22	1,075,299,910.71	0.16	104,890.70	977,097.11	718,410.11	0.07
Apr - 19	36	381,440.83	2,076,948.05	1,075,299,910.71	0.19	223,327.99	1,200,425.10	876,522.95	0.08
May - 19	33	483,294.57	2,560,242.62	1,075,299,910.71	0.24	190,980.91	1,391,406.01	1,168,836.61	0.11
June - 19	46	690,066.43	3,250,309.05	1,075,299,910.71	0.30	312,483.34	1,703,889.35	1,546,419.70	0.14
July - 19	35	225,132.76	3,475,441.81	1,075,299,910.71	0.32	106,480.42	1,810,369.77	1,665,072.04	0.15
Aug - 19	24	155,658.28	3,631,100.09	1,075,299,910.71	0.34	107,172.62	1,917,542.39	1,713,557.70	0.16
Sept - 19	37	549,608.05	4,180,708.14	1,075,299,910.71	0.39	155,254.75	2,072,797.14	2,107,911.00	0.20
Oct - 19	34	587,989.99	4,768,698.13	1,075,299,910.71	0.44	320,188.83	2,392,985.97	2,375,712.16	0.22
Nov - 19	30	331,494.05	5,100,192.18	1,075,299,910.71	0.47	161,968.74	2,554,954.71	2,545,237.47	0.24
Dec - 19	33	263,988.22	5,364,180.40	1,075,299,910.71	0.50	88,794.24	2,643,748.95	2,720,431.45	0.25
Jan - 20	30	700,424.98	6,064,605.38	1,075,299,910.71	0.56	456,246.84	3,099,995.79	2,964,609.59	0.28
Feb - 20	31	368,735.36	6,433,340.74	1,075,299,910.71	0.60	152,175.27	3,252,171.06	3,181,169.68	0.30
Mar - 20	21	211,926.49	6,645,267.23	1,075,299,910.71	0.62	145,671.01	3,397,842.07	3,247,425.16	0.30
Apr - 20	18	274,370.06	6,919,637.29	1,075,299,910.71	0.64	135,356.64	3,533,198.71	3,386,438.58	0.31
May - 20	13	72,885.20	6,992,522.49	1,075,299,910.71	0.65	13,901.21	3,547,099.92	3,445,422.57	0.32
June - 20	28	460,445.24	7,452,967.73	1,075,299,910.71	0.69	243,880.55	3,790,980.47	3,661,987.26	0.34
July - 20	29	234,423.59	7,687,391.32	1,075,299,910.71	0.71	80,782.35	3,871,762.82	3,815,628.50	0.35
Aug - 20	27	264,284.68	7,951,676.00	1,075,299,910.71	0.74	116,366.87	3,988,129.69	3,963,546.31	0.37
Sept - 20	35	169,912.67	8,121,588.67	1,075,299,910.71	0.76	111,543.47	4,099,673.16	4,021,915.51	0.37
Oct - 20	31	312,247.03	8,433,835.70	1,075,299,910.71	0.78	158,969.85	4,258,643.01	4,175,192.69	0.39

Compartment German Auto Loans 8
Monthly Investor Report

Reporting Date:	May 10, 2021
Payment Date:	May 20, 2021
Period No.:	36
Monthly Period:	Apr, 2021
Interest Period:	Apr 20, 2021 to May 20, 2021 = 30 days

8. Defaulted Amount & Recovery Amount
(as at end of Monthly Period)

Collection Period	No. of Defaulted Agreements in Collection Period	Defaulted Amount in Collection Period (in EUR)	Cumulative Defaulted Amount since Initial Cut-Off Date (in EUR)	Cumulative Amount of Purchased Receivables (in EUR)	Cumulative Default Ratio (in %)	Recovery Amount in Collection Period (in EUR)	Cumulative Recoveries since Initial Cut-Off Date (in EUR)	Cumulative Net Losses (in EUR)	Cumulative Net Loss Ratio (in %)
Nov - 20	19	176,221.16	8,610,056.86	1,075,299,910.71	0.80	112,298.78	4,370,941.79	4,239,115.07	0.39
Dec - 20	24	220,298.48	8,830,355.34	1,075,299,910.71	0.82	107,016.83	4,477,958.62	4,352,396.72	0.40
Jan - 21	29	282,362.66	9,112,718.00	1,075,299,910.71	0.85	187,240.44	4,665,199.06	4,447,518.94	0.41
Feb - 21	23	355,197.51	9,467,915.51	1,075,299,910.71	0.88	114,725.54	4,779,924.60	4,687,990.91	0.44
Mar - 21	19	328,323.59	9,796,239.10	1,075,299,910.71	0.91	205,606.87	4,985,531.47	4,810,707.63	0.45
Apr - 21	24	232,351.97	10,028,591.07	1,075,299,910.71	0.93	94,161.38	5,079,692.85	4,948,898.22	0.46

Compartment German Auto Loans 8

Monthly Investor Report

Reporting Date: May 10, 2021
 Payment Date: May 20, 2021
 Period No.: 36
 Monthly Period: Apr, 2021
 Interest Period: Apr 20, 2021 to May 20, 2021
 = 30 days

9. Defaulted Amount & Recovery Amount - Loan Level Data

Applicable only if loans have defaulted. Does not include defaulted amounts less than 10 EUR.

	Month / Year of Default	Month / Year of Loan Origination	Initial Principal Balance (in EUR)	Principal Balance of Loan at Default (in EUR)	Recovery Total (in EUR)	Principal Balance End of Period (in EUR)	Object Type (new / used)	Vehicle Series	Customer Type (private / commercial)	Out of Deal (Month / Year)
1	Julv - 18	Oct - 17	43.915.53	43.448.47	29.744.58	13.703.89	Used	6 Series	Commercial	
2	Aua - 18	Sept - 17	32.607.38	32.607.38	32.607.38	0.00	New	MINI	Private	
3	Sept - 18	Aua - 17	25.285.96	24.850.40	21.445.80	3.404.60	Used	4 Series	Private	
4	Sept - 18	Apr - 17	8.810.96	8.554.46	6.197.42	2.357.04	Used	3 Series	Private	
5	Sept - 18	Jan - 18	34.985.52	34.985.52	24.188.16	10.797.36	New	X3 Series	Private	
6	Oct - 18	Dec - 17	52.699.94	23.750.78	-17.57	23.768.35	New	X6 Series	Commercial	
7	Oct - 18	Aua - 14	15.395.68	15.151.54	15.151.54	0.00	Used	X5 Series	Private	
8	Oct - 18	Dec - 17	33.454.33	32.867.89	25.768.57	7.099.32	New	MINI	Private	
9	Oct - 18	Nov - 17	9.417.90	9.217.91	4.659.76	4.558.15	New	Other BMW Group	Commercial	
10	Oct - 18	Apr - 17	21.174.10	4.844.74	-62.75	4.907.49	Used	Non BMW Group (incl. Motorcycles)	Commercial	
11	Oct - 18	Sept - 17	69.895.20	67.797.97	61.379.71	6.418.26	New	X6 Series	Private	
12	Nov - 18	Dec - 17	2.718.02	2.474.07	2.474.07	0.00	Used	Non BMW Group (incl. Motorcycles)	Commercial	
13	Nov - 18	Dec - 16	33.838.24	31.122.49	21.699.71	9.422.78	Used	7 Series	Commercial	
14	Nov - 18	Nov - 17	40.798.71	40.559.21	20.016.61	20.542.60	New	4 Series	Commercial	
15	Nov - 18	Oct - 17	5.993.85	2.881.48	5.82	2.875.66	Used	3 Series	Commercial	
16	Nov - 18	Dec - 17	52.699.94	22.768.53	-182.67	23.005.36	New	X6 Series	Commercial	
17	Nov - 18	Julv - 16	13.691.59	13.042.16	7.722.10	5.320.06	Used	X1 Series	Private	
18	Nov - 18	June - 17	4.279.25	3.969.33	3.969.33	0.00	Used	Other BMW Group	Private	
19	Nov - 18	Dec - 17	74.534.70	72.521.39	61.647.91	10.873.48	Used	X5 Series	Commercial	
20	Dec - 18	Oct - 17	12.808.51	4.321.50	-107.40	4.443.77	Used	3 Series	Commercial	
21	Dec - 18	Julv - 17	20.400.51	20.394.58	20.448.26	0.00	Used	X3 Series	Private	
22	Dec - 18	Nov - 17	24.815.15	22.648.77	19.077.07	3.571.70	Used	5 Series	Private	
23	Dec - 18	Julv - 17	49.294.69	45.264.48	34.249.17	11.015.31	New	5 Series	Commercial	
24	Dec - 18	Aua - 15	19.148.62	18.468.44	10.566.12	7.902.32	New	1 Series	Private	
25	Jan - 19	Jan - 18	29.164.31	28.068.84	16.915.16	11.153.68	New	MINI	Commercial	
26	Jan - 19	Nov - 17	21.537.41	21.267.60	4.430.43	16.837.17	Used	X6 Series	Commercial	
27	Jan - 19	Sept - 17	26.011.75	25.489.99	25.489.99	0.00	Used	X3 Series	Private	
28	Jan - 19	Jan - 18	34.106.54	32.890.97	25.381.60	7.616.20	New	5 Series	Private	
29	Jan - 19	Sept - 17	26.945.21	26.413.21	15.848.80	10.564.41	New	2 Series	Private	
30	Jan - 19	Nov - 17	24.831.66	23.445.68	10.385.46	13.060.22	Used	X5 Series	Commercial	
31	Jan - 19	Oct - 16	35.538.50	15.832.12	-116.15	15.956.95	New	5 Series	Commercial	
32	Jan - 19	Apr - 16	6.321.61	4.670.72	4.670.72	0.00	Used	5 Series	Private	
33	Jan - 19	Mar - 17	4.342.83	2.383.35	-53.04	2.436.39	Used	Non BMW Group (incl. Motorcycles)	Commercial	
34	Feb - 19	Oct - 17	15.038.23	14.501.12	8.463.94	6.169.10	Used	Non BMW Group (incl. Motorcycles)	Commercial	
35	Feb - 19	Julv - 17	66.092.21	64.146.60	42.103.92	22.042.68	New	X6 Series	Commercial	
36	Feb - 19	Oct - 17	17.137.62	15.741.59	12.098.62	3.642.97	Used	Non BMW Group (incl. Motorcycles)	Private	
37	Feb - 19	Sept - 14	27.054.94	26.463.99	26.463.99	0.00	Used	X6 Series	Commercial	

Compartment German Auto Loans 8

Monthly Investor Report

Reporting Date: May 10, 2021
 Payment Date: May 20, 2021
 Period No.: 36
 Monthly Period: Apr, 2021
 Interest Period: Apr 20, 2021 to May 20, 2021
 = 30 days

9. Defaulted Amount & Recovery Amount - Loan Level Data

Applicable only if loans have defaulted. Does not include defaulted amounts less than 10 EUR.

	Month / Year of Default	Month / Year of Loan Origination	Initial Principal Balance (in EUR)	Principal Balance of Loan at Default (in EUR)	Recovery Total (in EUR)	Principal Balance End of Period (in EUR)	Object Type (new / used)	Vehicle Series	Customer Type (private / commercial)	Out of Deal (Month / Year)
38	Feb - 19	Oct - 17	5.306.15	4.036.93	4.013.19	42.05	Used	MINI	Commercial	
39	Feb - 19	Sept - 17	38.315.80	37.634.78	31.311.03	6.397.10	New	3 Series	Private	
40	Feb - 19	Sept - 17	65.515.63	28.738.61	1.664.90	27.073.71	New	4 Series	Commercial	
41	Feb - 19	Nov - 15	7.086.09	1.909.55	1.247.81	661.74	New	Non BMW Group (incl. Motorcycles)	Commercial	
42	Feb - 19	Aug - 17	13.584.67	3.543.34	-54.83	3.598.17	Used	1 Series	Commercial	
43	Feb - 19	Dec - 17	22.907.10	5.955.21	-264.40	6.219.61	Used	X6 Series	Commercial	
44	Mar - 19	Feb - 16	14.013.24	11.958.63	11.958.63	0.00	New	MINI	Private	
45	Mar - 19	Jan - 18	20.114.47	18.344.34	15.544.52	2.799.82	Used	MINI	Private	
46	Mar - 19	Dec - 13	9.304.87	9.131.41	0.00	9.131.41	Used	Non BMW Group (incl. Motorcycles)	Commercial	
47	Mar - 19	Dec - 15	38.780.42	36.848.09	20.137.81	16.710.28	New	X3 Series	Private	
48	Mar - 19	May - 17	31.119.99	29.121.85	18.797.82	10.545.14	Used	1 Series	Commercial	
49	Mar - 19	Aug - 17	14.140.24	6.306.65	-62.13	6.368.78	Used	MINI	Commercial	
50	Mar - 19	Aug - 15	9.241.28	8.669.95	8.669.95	0.00	Used	Non BMW Group (incl. Motorcycles)	Private	
51	Mar - 19	Aug - 14	7.407.58	3.279.17	3.279.17	0.00	Used	1 Series	Private	
52	Mar - 19	Aug - 15	17.271.78	16.174.28	7.686.00	8.488.28	Used	X3 Series	Commercial	
53	Mar - 19	Jul - 17	7.182.53	7.023.41	0.00	7.023.41	Used	MINI	Commercial	
54	Mar - 19	Nov - 15	5.988.07	5.101.70	5.101.70	0.00	Used	3 Series	Private	
55	Mar - 19	May - 17	6.412.50	3.342.38	3.342.38	0.00	Used	X5 Series	Commercial	
56	Apr - 19	Oct - 17	28.629.08	27.686.85	25.064.33	2.622.52	New	2 Series	Private	
57	Apr - 19	Oct - 17	94.554.07	84.608.34	40.791.56	43.816.78	New	7 Series	Private	
58	Apr - 19	Apr - 14	6.535.23	6.057.63	132.27	5.925.36	Used	5 Series	Private	
59	Apr - 19	Nov - 15	23.851.35	14.762.26	0.00	14.762.26	New	4 Series	Commercial	
60	Apr - 19	Jul - 17	16.237.61	7.386.56	-295.01	7.681.57	Used	1 Series	Commercial	
61	Apr - 19	Mar - 17	25.115.16	23.671.67	23.671.67	0.00	New	3 Series	Private	
62	Apr - 19	Sept - 13	19.657.13	17.978.51	3.792.78	14.185.73	Used	X6 Series	Commercial	
63	May - 19	Oct - 15	11.559.89	8.919.56	8.919.56	0.00	Used	Non BMW Group (incl. Motorcycles)	Commercial	
64	May - 19	Oct - 13	26.561.15	23.941.10	0.00	23.941.10	New	5 Series	Commercial	
65	May - 19	Jan - 18	51.931.76	48.663.20	34.313.09	14.350.11	New	X5 Series	Commercial	
66	May - 19	Sept - 16	12.129.70	11.741.83	7.522.00	4.219.83	Used	1 Series	Private	
67	May - 19	June - 16	15.141.87	14.109.61	-863.10	14.972.71	Used	1 Series	Private	
68	May - 19	Dec - 17	39.471.78	36.067.89	21.175.86	14.892.03	Used	3 Series	Commercial	
69	May - 19	Nov - 17	15.571.04	15.093.98	1.684.50	13.409.48	Used	1 Series	Private	
70	May - 19	Jul - 17	13.773.81	13.229.33	9.195.14	4.034.19	Used	MINI	Private	
71	May - 19	Dec - 17	19.676.21	17.988.78	7.982.58	10.006.20	Used	MINI	Commercial	
72	May - 19	Dec - 16	33.327.60	31.081.71	20.001.92	11.079.79	New	X1 Series	Commercial	
73	May - 19	Dec - 17	36.732.44	34.750.12	14.795.64	19.954.48	Used	X5 Series	Private	
74	May - 19	Dec - 17	14.034.00	13.657.71	8.133.50	5.524.21	New	Other BMW Group	Private	

Compartment German Auto Loans 8

Monthly Investor Report

Reporting Date: May 10, 2021
 Payment Date: May 20, 2021
 Period No.: 36
 Monthly Period: Apr, 2021
 Interest Period: Apr 20, 2021 to May 20, 2021
 = 30 days

9. Defaulted Amount & Recovery Amount - Loan Level Data

Applicable only if loans have defaulted. Does not include defaulted amounts less than 10 EUR.

	Month / Year of Default	Month / Year of Loan Origination	Initial Principal Balance (in EUR)	Principal Balance of Loan at Default (in EUR)	Recovery Total (in EUR)	Principal Balance End of Period (in EUR)	Object Type (new / used)	Vehicle Series	Customer Type (private / commercial)	Out of Deal (Month / Year)
75	June - 19	Sept - 16	23.501.70	9.503.20	118.97	9.384.23	Used	X5 Series	Private	
76	June - 19	Oct - 17	14.605.37	13.159.08	9.547.72	3.611.36	New	Other BMW Group	Private	
77	June - 19	Nov - 13	11.596.19	3.421.13	3.421.13	0.00	Used	3 Series	Private	
78	June - 19	Oct - 17	22.446.94	12.122.70	4.285.60	7.930.16	New	3 Series	Commercial	
79	June - 19	June - 17	14.409.42	11.479.42	9.117.18	2.375.98	Used	X3 Series	Commercial	
80	June - 19	Julv - 17	50.061.97	48.493.39	25.030.04	23.521.32	New	4 Series	Commercial	
81	June - 19	Aug - 17	14.635.27	13.965.30	0.00	13.965.30	Used	X1 Series	Private	
82	June - 19	Julv - 17	39.222.08	37.649.27	27.079.43	10.569.84	New	5 Series	Commercial	
83	June - 19	Jan - 17	27.676.63	22.550.40	8.787.20	13.763.20	New	MINI	Commercial	
84	June - 19	Dec - 17	56.192.02	52.728.58	37.856.54	14.872.04	Used	X5 Series	Private	
85	June - 19	Nov - 17	57.673.10	55.593.34	27.204.34	28.389.00	New	5 Series	Commercial	
86	June - 19	Dec - 17	17.934.72	16.396.36	11.215.45	5.180.91	Used	MINI	Commercial	
87	June - 19	Julv - 17	38.421.25	34.372.97	30.850.08	3.522.89	Used	Non BMW Group (incl. Motorcycles)	Commercial	
88	June - 19	Apr - 14	5.806.47	3.771.48	3.771.48	0.00	Used	5 Series	Private	
89	June - 19	Aug - 16	5.517.35	4.613.39	3.314.42	1.298.97	Used	MINI	Private	
90	June - 19	Dec - 17	22.734.99	22.011.75	13.983.26	8.028.49	New	3 Series	Commercial	
91	June - 19	Dec - 17	22.734.99	22.011.75	13.983.26	8.028.49	New	3 Series	Commercial	
92	June - 19	Sept - 17	23.667.04	20.718.16	20.718.16	0.00	Used	5 Series	Commercial	
93	June - 19	Julv - 17	57.002.71	54.823.81	25.992.87	28.830.94	New	X5 Series	Commercial	
94	June - 19	Sept - 17	8.506.04	6.551.53	4.451.10	2.100.43	Used	X1 Series	Commercial	
95	June - 19	Dec - 17	20.935.73	20.342.13	13.895.36	6.446.77	New	3 Series	Commercial	
96	June - 19	Aug - 17	35.417.75	32.510.31	22.802.86	9.707.45	New	X3 Series	Commercial	
97	June - 19	Nov - 15	19.936.01	19.724.91	19.724.91	0.00	New	X1 Series	Private	
98	Julv - 19	Oct - 17	17.726.82	15.521.27	6.355.61	9.165.66	Used	3 Series	Commercial	
99	Julv - 19	Sept - 17	17.371.14	16.107.59	11.086.55	5.175.56	Used	3 Series	Commercial	
100	Julv - 19	Jan - 18	26.157.43	22.707.26	22.707.26	0.00	Used	5 Series	Private	
101	Julv - 19	Nov - 17	49.777.55	16.139.10	-184.83	16.323.93	New	5 Series	Commercial	
102	Julv - 19	Julv - 17	16.636.47	14.007.69	5.746.20	8.261.49	Used	3 Series	Commercial	
103	Julv - 19	Oct - 17	11.476.04	10.875.63	0.00	10.875.63	Used	X1 Series	Private	
104	Julv - 19	Dec - 15	16.008.18	13.889.02	13.889.02	0.00	Used	3 Series	Private	
105	Julv - 19	Sept - 17	28.046.29	14.978.50	-130.85	15.109.35	Used	X1 Series	Commercial	
106	Julv - 19	Sept - 17	18.141.07	16.085.71	8.381.38	7.704.33	Used	1 Series	Commercial	
107	Julv - 19	Aug - 16	41.262.74	36.770.44	21.336.45	15.817.45	Used	X5 Series	Commercial	
108	Aug - 19	Dec - 17	25.096.59	21.622.40	21.622.40	0.00	Used	5 Series	Private	
109	Aug - 19	Jan - 18	70.481.97	62.910.68	29.066.91	33.843.77	New	5 Series	Commercial	
110	Aug - 19	Julv - 17	27.795.68	25.762.87	21.829.17	3.933.70	Used	7 Series	Commercial	
111	Sept - 19	Sept - 17	32.849.97	8.770.74	-3.428.47	12.199.21	Used	X6 Series	Commercial	

Compartment German Auto Loans 8

Monthly Investor Report

Reporting Date: May 10, 2021
 Payment Date: May 20, 2021
 Period No.: 36
 Monthly Period: Apr, 2021
 Interest Period: Apr 20, 2021 to May 20, 2021
 = 30 days

9. Defaulted Amount & Recovery Amount - Loan Level Data

Applicable only if loans have defaulted. Does not include defaulted amounts less than 10 EUR.

	Month / Year of Default	Month / Year of Loan Origination	Initial Principal Balance (in EUR)	Principal Balance of Loan at Default (in EUR)	Recovery Total (in EUR)	Principal Balance End of Period (in EUR)	Object Type (new / used)	Vehicle Series	Customer Type (private / commercial)	Out of Deal (Month / Year)
112	Sept - 19	Aug - 17	47.395.16	44.868.15	33.533.09	11.496.13	New	5 Series	Commercial	
113	Sept - 19	Nov - 16	69.663.20	50.738.53	50.738.53	0.00	New	3 Series	Commercial	
114	Sept - 19	Dec - 16	34.065.28	31.152.42	0.00	31.152.42	Used	7 Series	Commercial	
115	Sept - 19	Nov - 17	40.189.89	36.471.59	20.179.54	16.292.05	New	5 Series	Commercial	
116	Sept - 19	Sept - 17	3.603.50	2.779.50	0.00	2.779.50	Used	Non BMW Group (incl. Motorcycles)	Private	
117	Sept - 19	Feb - 16	14.716.06	13.433.88	5.060.56	8.373.32	Used	5 Series	Private	
118	Sept - 19	Oct - 17	15.205.31	8.437.11	1.457.28	6.979.83	Used	1 Series	Commercial	
119	Sept - 19	Nov - 17	26.480.07	510.37	0.00	510.37	Used	X5 Series	Commercial	
120	Sept - 19	Oct - 17	24.217.27	20.398.65	15.099.84	5.298.81	Used	MINI	Commercial	
121	Sept - 19	Nov - 17	33.338.43	28.001.82	15.937.61	12.064.21	Used	X3 Series	Commercial	
122	Sept - 19	Sept - 17	28.824.34	27.911.68	6.59	27.959.18	New	3 Series	Private	
123	Oct - 19	Aug - 17	20.394.80	17.345.78	10.755.00	6.590.78	New	2 Series	Commercial	
124	Oct - 19	Jan - 17	9.359.02	6.978.17	6.978.17	0.00	Used	1 Series	Commercial	
125	Oct - 19	Dec - 17	104.313.95	92.949.01	0.00	92.949.01	Used	7 Series	Commercial	
126	Oct - 19	Mar - 16	4.625.30	2.470.95	0.00	2.470.95	Used	5 Series	Private	
127	Oct - 19	Sept - 16	17.697.06	13.059.96	9.901.06	3.158.90	Used	3 Series	Private	
128	Oct - 19	Aug - 17	69.456.38	68.424.85	45.384.96	23.039.89	New	X6 Series	Commercial	
129	Oct - 19	Dec - 17	53.121.42	45.009.05	30.235.67	15.007.03	New	5 Series	Commercial	
130	Oct - 19	Dec - 17	38.360.60	33.542.94	21.839.89	11.703.05	Used	6 Series	Commercial	
131	Oct - 19	Oct - 16	23.115.53	19.544.99	14.738.54	4.923.71	Used	5 Series	Commercial	
132	Nov - 19	Aug - 17	13.254.54	11.502.25	7.003.72	4.532.34	Used	3 Series	Private	
133	Nov - 19	Nov - 17	11.780.18	8.273.51	0.00	8.273.51	Used	3 Series	Private	
134	Nov - 19	Mar - 17	14.780.65	13.679.11	-33.41	13.712.52	Used	3 Series	Commercial	
135	Nov - 19	Nov - 17	13.161.54	11.609.22	4.147.88	7.461.34	Used	1 Series	Commercial	
136	Nov - 19	Jul - 17	21.611.22	19.304.37	0.00	19.304.37	Used	5 Series	Commercial	
137	Nov - 19	Dec - 16	23.471.93	19.800.31	9.167.15	10.633.16	Used	5 Series	Commercial	
138	Nov - 19	Dec - 17	32.547.80	16.150.00	16.150.00	0.00	New	X1 Series	Commercial	
139	Nov - 19	Aug - 17	45.192.15	39.575.09	8.445.71	31.129.38	Used	7 Series	Private	
140	Nov - 19	Mar - 17	33.071.02	29.545.71	18.716.49	10.829.22	Used	6 Series	Commercial	
141	Dec - 19	Nov - 17	14.139.40	11.266.95	11.266.95	0.00	Used	3 Series	Private	
142	Dec - 19	Jul - 15	20.912.52	1.672.67	1.672.67	0.00	Used	Z Series	Private	
143	Dec - 19	Oct - 17	23.165.64	17.103.15	11.266.26	5.836.89	Used	5 Series	Commercial	
144	Dec - 19	Dec - 17	13.819.33	5.610.74	2.483.25	3.127.49	New	Other BMW Group	Private	
145	Dec - 19	Nov - 17	52.414.19	20.447.90	-232.50	20.680.40	New	X6 Series	Commercial	
146	Dec - 19	Nov - 17	23.062.94	20.077.64	20.077.64	0.00	Used	5 Series	Private	
147	Dec - 19	Oct - 17	20.404.16	14.938.27	9.551.08	5.387.19	Used	5 Series	Commercial	
148	Dec - 19	Oct - 16	31.125.45	15.852.67	14.446.26	1.406.41	New	5 Series	Commercial	

Compartment German Auto Loans 8

Monthly Investor Report

Reporting Date: May 10, 2021
 Payment Date: May 20, 2021
 Period No.: 36
 Monthly Period: Apr, 2021
 Interest Period: Apr 20, 2021 to May 20, 2021
 = 30 days

9. Defaulted Amount & Recovery Amount - Loan Level Data

Applicable only if loans have defaulted. Does not include defaulted amounts less than 10 EUR.

	Month / Year of Default	Month / Year of Loan Origination	Initial Principal Balance (in EUR)	Principal Balance of Loan at Default (in EUR)	Recovery Total (in EUR)	Principal Balance End of Period (in EUR)	Object Type (new / used)	Vehicle Series	Customer Type (private / commercial)	Out of Deal (Month / Year)
149	Dec - 19	Mav - 14	10.629.87	2.131.68	2.131.68	0.00	Used	5 Series	Private	
150	Dec - 19	Aug - 17	29.234.68	26.566.88	12.253.16	14.313.72	New	2 Series	Private	
151	Dec - 19	Oct - 17	21.325.54	19.941.43	19.996.14	0.00	Used	3 Series	Private	
152	Dec - 19	Mav - 16	16.652.34	14.933.03	14.933.03	0.00	Used	3 Series	Private	
153	Jan - 20	Apr - 17	61.102.29	48.998.95	48.998.95	0.00	New	X4 Series	Commercial	
154	Jan - 20	Sept - 17	34.280.69	31.851.67	25.441.79	6.409.88	New	X4 Series	Commercial	
155	Jan - 20	Feb - 16	20.493.83	16.879.02	5.559.53	11.319.49	Used	3 Series	Private	
156	Jan - 20	Julv - 17	25.755.66	21.817.47	10.704.22	11.113.25	Used	5 Series	Private	
157	Jan - 20	Oct - 17	57.484.56	51.416.40	51.416.40	0.00	Used	X6 Series	Private	
158	Jan - 20	Jan - 18	135.814.45	114.705.83	76.004.24	38.701.59	New	Non BMW Group (incl. Motorcycles)	Commercial	
159	Jan - 20	Jan - 17	40.046.22	34.919.91	26.482.21	8.437.70	Used	X5 Series	Private	
160	Jan - 20	Julv - 17	34.124.55	29.999.59	29.999.59	0.00	Used	X5 Series	Commercial	
161	Jan - 20	Dec - 17	22.344.98	18.054.75	7.602.47	10.452.28	Used	5 Series	Commercial	
162	Jan - 20	Nov - 17	32.264.43	19.404.84	19.404.84	0.00	Used	5 Series	Private	
163	Jan - 20	Julv - 17	13.266.82	10.692.87	6.461.00	4.231.87	Used	1 Series	Private	
164	Jan - 20	Mav - 17	57.180.95	46.930.53	31.297.46	15.633.07	Used	X6 Series	Commercial	
165	Feb - 20	June - 17	100.997.62	73.172.57	15.000.00	58.172.57	New	7 Series	Commercial	
166	Feb - 20	Jan - 18	17.500.62	14.205.96	14.205.96	0.00	New	1 Series	Commercial	
167	Feb - 20	Jan - 18	51.850.24	46.274.65	22.172.07	24.102.58	Used	X5 Series	Commercial	
168	Feb - 20	Julv - 17	13.784.20	3.155.88	3.155.88	0.00	Used	X5 Series	Commercial	
169	Feb - 20	Julv - 15	10.536.58	5.653.72	5.653.72	0.00	Used	3 Series	Private	
170	Feb - 20	Julv - 17	24.232.74	10.964.17	5.673.56	5.290.61	Used	X5 Series	Commercial	
171	Feb - 20	Julv - 17	2.399.75	256.77	245.30	11.47	Used	Non BMW Group (incl. Motorcycles)	Private	
172	Feb - 20	Dec - 17	28.585.81	4.920.39	0.00	4.920.39	Used	X4 Series	Commercial	
173	Feb - 20	Julv - 17	1.730.15	1.109.12	0.00	1.109.12	Used	3 Series	Private	
174	Feb - 20	Sept - 17	6.978.90	5.548.23	3.035.46	2.512.77	Used	MINI	Commercial	
175	Feb - 20	Julv - 17	51.845.25	11.307.72	0.00	11.307.72	New	7 Series	Commercial	
176	Mar - 20	Oct - 17	8.654.39	6.379.14	5.000.00	1.379.14	Used	MINI	Commercial	
177	Mar - 20	Aug - 16	34.848.92	3.565.55	0.00	3.565.55	New	5 Series	Commercial	
178	Mar - 20	Aug - 17	14.683.22	8.983.29	8.629.99	376.16	Used	X3 Series	Commercial	
179	Mar - 20	Oct - 17	14.160.34	11.290.82	0.00	11.290.82	Used	1 Series	Private	
180	Mar - 20	Aug - 17	18.158.96	15.186.61	36.95	15.183.48	New	3 Series	Private	
181	Mar - 20	Aug - 14	8.131.74	5.256.31	2.196.11	3.060.20	Used	Non BMW Group (incl. Motorcycles)	Private	
182	Apr - 20	Jan - 18	24.327.37	16.731.23	12.588.45	4.142.78	Used	X4 Series	Commercial	
183	Apr - 20	Mar - 17	41.873.75	33.665.31	33.665.31	0.00	Used	X5 Series	Private	
184	Apr - 20	Jan - 17	22.616.14	18.771.37	12.638.35	6.133.02	New	1 Series	Private	
185	Apr - 20	Jan - 18	13.582.46	11.468.75	0.00	11.468.75	Used	MINI	Commercial	

Compartment German Auto Loans 8

Monthly Investor Report

Reporting Date:	May 10, 2021
Payment Date:	May 20, 2021
Period No.:	36
Monthly Period:	Apr, 2021
Interest Period:	Apr 20, 2021 to May 20, 2021 = 30 days

9. Defaulted Amount & Recovery Amount - Loan Level Data

Applicable only if loans have defaulted. Does not include defaulted amounts less than 10 EUR.

	Month / Year of Default	Month / Year of Loan Origination	Initial Principal Balance (in EUR)	Principal Balance of Loan at Default (in EUR)	Recovery Total (in EUR)	Principal Balance End of Period (in EUR)	Object Type (new / used)	Vehicle Series	Customer Type (private / commercial)	Out of Deal (Month / Year)
186	Apr - 20	Oct - 14	13.831.74	9.931.21	4.379.98	5.551.23	Used	X1 Series	Commercial	
187	Apr - 20	Aua - 16	15.490.91	13.508.92	3.531.72	9.977.20	Used	X3 Series	Commercial	
188	Mav - 20	Oct - 15	12.422.54	4.639.73	4.639.73	0.00	Used	5 Series	Private	
189	Mav - 20	Feb - 17	2.991.02	833.89	833.89	0.00	Used	1 Series	Private	
190	Mav - 20	Julv - 16	11.911.64	7.529.55	7.529.55	0.00	Used	5 Series	Commercial	
191	Mav - 20	Oct - 17	8.880.12	5.384.25	5.384.25	0.00	Used	1 Series	Private	
192	Mav - 20	Julv - 17	88.523.02	19.397.46	19.397.46	0.00	New	4 Series	Commercial	
193	Mav - 20	Julv - 17	27.120.09	14.785.20	12.461.65	2.323.55	Used	5 Series	Commercial	
194	June - 20	Nov - 16	19.689.90	13.925.89	12.556.88	1.369.01	Used	1 Series	Private	
195	June - 20	Sept - 17	14.141.42	11.077.67	10.143.53	934.14	Used	X1 Series	Private	
196	June - 20	Julv - 17	78.145.50	66.279.92	29.634.26	36.645.66	New	X5 Series	Commercial	
197	June - 20	Mar - 17	28.877.04	25.461.16	14.093.72	11.367.44	New	X1 Series	Private	
198	June - 20	Oct - 17	28.032.15	20.481.58	0.00	20.481.58	Used	MINI	Commercial	
199	June - 20	Jan - 18	35.472.56	28.852.38	28.900.51	0.00	New	MINI	Private	
200	June - 20	Dec - 17	14.325.63	11.148.34	11.148.34	0.00	Used	1 Series	Private	
201	June - 20	Nov - 14	5.285.10	2.530.41	2.530.41	0.00	Used	1 Series	Private	
202	June - 20	Apr - 16	16.250.29	10.391.99	10.242.26	149.73	Used	X1 Series	Private	
203	June - 20	Aua - 17	28.672.77	20.671.17	9.993.90	10.677.27	Used	4 Series	Commercial	
204	June - 20	Sept - 17	49.819.47	43.206.02	25.473.42	17.732.60	New	5 Series	Commercial	
205	June - 20	Oct - 17	18.744.69	8.469.95	8.469.95	0.00	New	4 Series	Commercial	
206	Julv - 20	Aua - 17	7.105.23	5.191.33	0.00	5.191.33	New	Non BMW Group (incl. Motorcycles)	Commercial	
207	Julv - 20	Jan - 18	27.258.64	21.756.96	0.00	21.756.96	Used	2 Series	Private	
208	Julv - 20	June - 15	22.155.68	14.662.05	13.879.97	782.08	Used	5 Series	Private	
209	Julv - 20	Dec - 16	29.066.28	10.721.58	9.950.57	771.01	New	MINI	Private	
210	Julv - 20	Feb - 17	22.099.83	17.108.90	11.688.10	5.420.80	Used	5 Series	Commercial	
211	Julv - 20	Oct - 17	37.535.25	29.872.32	3.517.57	26.354.75	New	1 Series	Private	
212	Julv - 20	Dec - 17	11.896.27	4.693.39	4.693.39	0.00	Used	MINI	Commercial	
213	Julv - 20	Dec - 17	33.511.32	28.567.23	16.162.34	12.404.89	New	X1 Series	Commercial	
214	Aua - 20	Mar - 17	23.510.70	18.675.52	6.972.07	11.703.45	Used	Non BMW Group (incl. Motorcycles)	Private	
215	Aua - 20	Nov - 17	35.431.60	28.744.49	59.44	28.750.77	New	1 Series	Private	
216	Aua - 20	Aua - 17	38.432.11	24.400.01	8.226.70	16.173.31	New	3 Series	Commercial	
217	Aua - 20	Dec - 17	29.147.43	19.830.80	15.315.16	4.515.64	Used	5 Series	Private	
218	Aua - 20	Oct - 17	23.432.78	17.825.05	9.741.38	8.083.67	Used	X1 Series	Commercial	
219	Aua - 20	Sept - 17	38.090.00	33.671.25	13.646.98	20.024.27	New	3 Series	Commercial	
220	Aua - 20	Julv - 17	25.475.85	20.299.30	0.00	20.299.30	Used	3 Series	Commercial	
221	Aua - 20	Jan - 17	15.137.82	13.611.69	13.611.69	0.00	New	1 Series	Private	
222	Aua - 20	Sept - 17	26.521.10	11.475.42	3.025.71	8.449.71	Used	4 Series	Private	

Compartment German Auto Loans 8

Monthly Investor Report

Reporting Date: May 10, 2021
 Payment Date: May 20, 2021
 Period No.: 36
 Monthly Period: Apr, 2021
 Interest Period: Apr 20, 2021 to May 20, 2021
 = 30 days

9. Defaulted Amount & Recovery Amount - Loan Level Data

Applicable only if loans have defaulted. Does not include defaulted amounts less than 10 EUR.

	Month / Year of Default	Month / Year of Loan Origination	Initial Principal Balance (in EUR)	Principal Balance of Loan at Default (in EUR)	Recovery Total (in EUR)	Principal Balance End of Period (in EUR)	Object Type (new / used)	Vehicle Series	Customer Type (private / commercial)	Out of Deal (Month / Year)
223	Sept - 20	Aug - 17	15.068.37	11.186.14	7.442.11	3.744.03	New	MINI	Commercial	
224	Sept - 20	Dec - 17	57.470.61	27.017.72	13.49	27.004.23	New	5 Series	Private	
225	Sept - 20	Oct - 17	13.797.66	4.477.86	-12.44	4.490.30	Used	1 Series	Private	
226	Oct - 20	Feb - 16	13.125.69	7.350.11	2.885.20	4.464.91	Used	3 Series	Private	
227	Oct - 20	Jan - 18	19.960.76	15.339.66	14.307.70	1.031.96	Used	1 Series	Private	
228	Oct - 20	Aug - 17	54.600.69	45.729.80	19.620.60	26.109.20	New	X4 Series	Commercial	
229	Oct - 20	Mar - 16	17.372.15	8.872.47	3.500.00	5.372.47	Used	5 Series	Private	
230	Oct - 20	Dec - 17	14.686.00	7.996.13	1.831.90	6.164.23	Used	5 Series	Private	
231	Oct - 20	Jan - 18	30.262.58	16.248.06	3.505.14	12.742.92	Used	5 Series	Private	
232	Oct - 20	Mar - 15	18.595.12	11.587.79	11.587.79	0.00	Used	1 Series	Private	
233	Oct - 20	Jan - 16	23.079.18	15.599.80	9.300.00	6.299.80	Used	X3 Series	Private	
234	Oct - 20	Dec - 17	13.008.78	9.491.29	5.192.28	4.299.01	Used	5 Series	Private	
235	Oct - 20	Dec - 17	39.264.70	34.915.81	34.915.81	0.00	New	X4 Series	Commercial	
236	Oct - 20	Aug - 17	8.706.62	5.980.37	5.582.92	397.45	New	Other BMW Group	Private	
237	Oct - 20	Dec - 17	12.653.75	9.476.54	9.476.54	0.00	Used	MINI	Private	
238	Oct - 20	Nov - 17	60.382.92	48.943.29	30.587.26	18.356.03	Used	X6 Series	Commercial	
239	Nov - 20	Aug - 17	21.687.97	16.640.83	14.400.00	2.240.83	Used	3 Series	Private	
240	Nov - 20	Nov - 17	20.717.91	16.506.74	10.876.33	5.630.41	New	MINI	Private	
241	Nov - 20	Apr - 16	11.466.58	7.169.57	897.72	6.271.85	Used	1 Series	Private	
242	Nov - 20	Oct - 17	35.680.92	24.567.19	24.567.19	0.00	Used	3 Series	Private	
243	Nov - 20	Apr - 15	13.114.27	2.961.47	2.675.64	285.83	Used	6 Series	Commercial	
244	Nov - 20	Sept - 16	18.886.04	7.352.97	1.648.50	5.704.47	Used	5 Series	Private	
245	Dec - 20	Dec - 17	35.167.22	28.459.05	22.899.05	5.560.00	New	5 Series	Private	
246	Dec - 20	Mav - 17	20.776.85	7.399.68	1.322.00	6.077.68	New	1 Series	Private	
247	Dec - 20	Oct - 17	63.679.15	52.857.66	27.918.33	24.939.33	New	X5 Series	Commercial	
248	Dec - 20	June - 17	35.666.94	28.080.74	0.00	28.080.74	Used	X6 Series	Commercial	
249	Dec - 20	Nov - 17	11.290.17	7.792.90	7.792.90	0.00	Used	X1 Series	Private	
250	Dec - 20	Mav - 17	5.453.16	1.480.33	718.65	761.68	Used	MINI	Private	
251	Dec - 20	Dec - 17	28.111.52	8.363.05	-82.16	8.445.21	Used	X6 Series	Commercial	
252	Dec - 20	Mav - 17	33.977.17	9.372.11	9.372.11	0.00	New	X1 Series	Private	
253	Dec - 20	Jan - 16	9.860.98	6.142.86	1.954.74	4.188.12	Used	MINI	Commercial	
254	Jan - 21	Aug - 17	12.793.46	9.314.07	9.314.07	0.00	Used	Other BMW Group	Private	
255	Jan - 21	Mar - 17	29.428.38	16.370.02	16.370.02	0.00	New	X1 Series	Commercial	
256	Jan - 21	Dec - 17	32.676.90	24.103.09	24.103.09	0.00	New	MINI	Commercial	
257	Jan - 21	Oct - 15	21.136.67	15.490.74	11.673.72	3.817.02	Used	X3 Series	Private	
258	Jan - 21	June - 17	62.296.84	15.328.21	2.128.80	13.199.41	New	X5 Series	Private	
259	Jan - 21	June - 17	5.028.53	732.47	628.00	104.47	Used	Other BMW Group	Private	

Compartment German Auto Loans 8

Monthly Investor Report

Reporting Date: May 10, 2021
 Payment Date: May 20, 2021
 Period No.: 36
 Monthly Period: Apr, 2021
 Interest Period: Apr 20, 2021 to May 20, 2021
 = 30 days

9. Defaulted Amount & Recovery Amount - Loan Level Data

Applicable only if loans have defaulted. Does not include defaulted amounts less than 10 EUR.

	Month / Year of Default	Month / Year of Loan Origination	Initial Principal Balance (in EUR)	Principal Balance of Loan at Default (in EUR)	Recovery Total (in EUR)	Principal Balance End of Period (in EUR)	Object Type (new / used)	Vehicle Series	Customer Type (private / commercial)	Out of Deal (Month / Year)
260	Jan - 21	Oct - 17	37.269.82	28.227.12	21.673.72	6.553.40	New	4 Series	Private	
261	Jan - 21	Dec - 17	12.398.61	5.710.10	5.702.07	8.03	Used	MINI	Private	
262	Jan - 21	Aug - 16	33.058.26	19.701.94	7.126.90	12.575.04	Used	X5 Series	Commercial	
263	Jan - 21	Jan - 18	59.098.10	49.019.89	49.019.89	0.00	New	X3 Series	Private	
264	Feb - 21	Sept - 17	18.536.37	10.158.24	500.00	9.658.24	New	MINI	Private	
265	Feb - 21	Sept - 17	54.885.55	44.981.56	29.495.80	15.485.76	New	7 Series	Commercial	
266	Feb - 21	Julv - 17	46.673.95	9.334.59	7.437.81	1.896.78	New	5 Series	Commercial	
267	Feb - 21	Jan - 18	25.859.87	18.776.11	11.200.00	7.576.11	New	1 Series	Private	
268	Feb - 21	Sept - 17	8.857.27	6.995.33	187.40	6.807.93	Used	3 Series	Private	
269	Feb - 21	Julv - 17	28.357.07	24.537.90	0.00	24.537.90	New	5 Series	Commercial	
270	Feb - 21	Julv - 17	8.197.75	4.193.62	784.20	3.409.42	Used	3 Series	Private	
271	Feb - 21	Nov - 17	82.728.35	21.744.41	900.00	20.844.41	New	X3 Series	Private	
272	Feb - 21	Julv - 17	4.371.08	1.593.82	849.66	744.16	Used	Non BMW Group (incl. Motorcycles)	Private	
273	Feb - 21	June - 17	22.230.75	2.393.09	2.392.79	0.30	New	1 Series	Private	
274	Feb - 21	Nov - 17	11.569.66	8.175.26	4.951.15	3.224.11	Used	MINI	Commercial	
275	Feb - 21	Julv - 17	90.258.59	58.057.57	3.801.82	54.255.75	New	X5 Series	Commercial	
276	Feb - 21	Julv - 17	29.919.76	21.800.19	1.200.00	20.600.19	New	2 Series	Private	
277	Feb - 21	Dec - 16	51.706.84	36.582.32	0.00	36.582.32	New	4 Series	Commercial	
278	Feb - 21	Julv - 17	10.028.74	1.220.61	1.220.61	0.00	Used	3 Series	Commercial	
279	Mar - 21	Aug - 17	36.374.20	24.694.96	865.84	23.829.12	New	X1 Series	Commercial	
280	Mar - 21	Aug - 17	31.791.08	7.248.96	4.000.00	3.248.96	New	X3 Series	Commercial	
281	Mar - 21	Jan - 17	46.217.02	32.312.08	25.798.32	6.513.76	Used	6 Series	Commercial	
282	Mar - 21	Aug - 17	10.799.42	4.729.02	406.46	4.322.56	Used	MINI	Private	
283	Mar - 21	Dec - 16	55.620.27	38.999.89	26.910.27	12.089.62	Used	X5 Series	Commercial	
284	Mar - 21	Aug - 17	35.933.43	1.958.57	580.19	1.378.38	New	MINI	Private	
285	Mar - 21	Jan - 18	28.042.30	19.262.77	5.996.08	13.266.69	New	1 Series	Commercial	
286	Mar - 21	Dec - 16	27.489.02	21.313.37	12.100.84	9.212.53	New	1 Series	Commercial	
287	Mar - 21	Dec - 17	15.071.66	9.394.70	9.394.70	0.00	New	Other BMW Group	Private	
288	Mar - 21	Jan - 18	39.670.27	32.148.04	0.00	32.148.04	New	5 Series	Commercial	
289	Mar - 21	Jan - 18	28.042.39	19.262.86	7.266.03	11.996.83	New	1 Series	Commercial	
290	Mar - 21	Dec - 17	20.346.94	13.615.69	11.900.00	1.715.69	New	MINI	Private	
291	Mar - 21	Jan - 18	11.352.51	6.986.35	6.986.35	0.00	Used	3 Series	Private	
292	Apr - 21	Sept - 15	25.370.41	10.166.28	368.92	9.797.36	Used	3 Series	Private	
293	Apr - 21	Aug - 17	29.546.24	26.225.50	0.00	26.225.50	New	MINI	Private	
294	Apr - 21	Sept - 17	24.715.17	14.839.04	320.00	14.519.04	New	MINI	Private	
295	Apr - 21	Sept - 17	6.565.77	348.13	0.00	348.13	Used	X3 Series	Commercial	
296	Apr - 21	Sept - 17	7.940.49	4.759.20	4.485.48	273.72	Used	Non BMW Group (incl. Motorcycles)	Commercial	

Compartment German Auto Loans 8

Monthly Investor Report

Reporting Date: May 10, 2021
 Payment Date: May 20, 2021
 Period No.: 36
 Monthly Period: Apr, 2021
 Interest Period: Apr 20, 2021 to May 20, 2021
 = 30 days

9. Defaulted Amount & Recovery Amount - Loan Level Data

Applicable only if loans have defaulted. Does not include defaulted amounts less than 10 EUR.

	Month / Year of Default	Month / Year of Loan Origination	Initial Principal Balance (in EUR)	Principal Balance of Loan at Default (in EUR)	Recovery Total (in EUR)	Principal Balance End of Period (in EUR)	Object Type (new / used)	Vehicle Series	Customer Type (private / commercial)	Out of Deal (Month / Year)
297	Apr - 21	Dec - 17	9.628.51	1.503.26	263.98	1.239.28	Used	3 Series	Private	
298	Apr - 21	Sept - 17	56.518.76	47.291.27	455.54	46.835.73	New	4 Series	Commercial	
299	Apr - 21	Sept - 16	9.577.21	4.825.96	174.80	4.651.16	Used	5 Series	Private	
300	Apr - 21	Jan - 18	22.965.90	19.702.41	10.527.50	9.174.91	New	MINI	Private	
301	Apr - 21	Nov - 17	13.314.55	8.619.20	7.155.19	1.492.15	Used	MINI	Private	
302	Apr - 21	Sept - 16	13.961.33	6.712.12	0.00	6.712.12	Used	1 Series	Private	
303	Apr - 21	Jan - 18	18.840.25	9.083.62	9.083.62	0.00	Used	3 Series	Commercial	
304	Apr - 21	Oct - 16	16.479.89	14.352.98	0.00	14.396.98	New	1 Series	Private	
305	Apr - 21	Sept - 17	5.599.67	987.45	186.11	801.34	Used	1 Series	Private	
306	Apr - 21	Julv - 17	29.033.09	21.375.83	19.640.10	1.735.73	New	MINI	Private	
307	Aug - 18	Mar - 16	9.547.20	242.61	73.48	169.13	New	MINI	Commercial	Aug - 18
308	Aug - 18	Feb - 17	19.379.16	19.379.16	14.599.98	4.779.18	Used	7 Series	Commercial	Nov - 18
309	Sept - 18	Jan - 17	11.000.31	10.756.77	6.587.61	4.169.16	Used	1 Series	Commercial	Nov - 18
310	Sept - 18	Sept - 15	37.319.57	36.068.06	24.565.15	11.502.91	New	5 Series	Commercial	Dec - 18
311	Sept - 18	Aug - 17	25.583.07	25.011.15	16.662.47	8.348.68	Used	3 Series	Private	Dec - 18
312	Dec - 18	Aug - 17	10.130.03	10.130.03	1.849.57	8.280.46	Used	1 Series	Private	Dec - 18
313	Oct - 18	Jan - 18	47.972.42	47.297.54	33.990.04	13.307.50	Used	X5 Series	Commercial	Jan - 19
314	Oct - 18	Sept - 17	29.677.86	28.607.90	21.611.61	6.996.29	Used	4 Series	Commercial	Jan - 19
315	Nov - 18	June - 17	15.255.77	14.417.33	12.084.54	2.332.79	Used	MINI	Private	Jan - 19
316	Oct - 18	Nov - 17	37.044.29	35.980.45	26.194.35	9.872.79	New	X1 Series	Private	Feb - 19
317	Nov - 18	Julv - 17	17.214.24	16.995.55	15.071.70	1.923.85	New	Other BMW Group	Commercial	Feb - 19
318	Nov - 18	June - 16	22.128.78	21.157.85	13.619.81	7.538.04	Used	3 Series	Private	Feb - 19
319	Feb - 19	Oct - 14	4.487.09	759.87	285.59	474.28	Used	7 Series	Commercial	Feb - 19
320	Feb - 19	Julv - 17	15.989.81	441.23	166.22	275.01	Used	Non BMW Group (incl. Motorcycles)	Commercial	Feb - 19
321	Dec - 18	Mar - 15	19.384.52	18.215.53	10.578.48	7.637.05	Used	X5 Series	Private	Mar - 19
322	Dec - 18	Mar - 15	11.371.12	11.371.12	10.073.90	1.297.22	Used	5 Series	Private	Mar - 19
323	Mar - 19	Jan - 18	32.975.98	23.706.17	2.869.46	20.836.71	Used	4 Series	Private	Mar - 19
324	Jan - 19	Aug - 17	14.684.59	13.444.95	11.666.02	1.778.93	Used	X1 Series	Private	Apr - 19
325	Dec - 18	Aug - 17	5.970.55	5.578.72	3.773.31	1.805.41	Used	3 Series	Private	May - 19
326	Jan - 19	Nov - 14	9.394.59	8.693.59	4.473.54	4.220.05	Used	3 Series	Private	May - 19
327	Mar - 19	Oct - 17	43.224.35	40.998.14	4.527.18	36.470.96	New	5 Series	Private	May - 19
328	Mar - 19	Jan - 18	27.464.55	24.276.13	3.120.15	21.155.98	Used	5 Series	Private	May - 19
329	Nov - 18	Jan - 18	33.678.72	32.221.52	27.708.79	4.512.73	Used	4 Series	Private	June - 19
330	June - 19	Mar - 17	8.847.85	1.301.42	459.05	842.37	Used	3 Series	Private	June - 19
331	June - 19	Feb - 15	13.420.76	799.01	281.08	517.93	Used	Non BMW Group (incl. Motorcycles)	Private	June - 19
332	June - 19	Julv - 17	23.890.24	6.050.49	1.167.40	4.883.09	Used	MINI	Private	June - 19
333	Feb - 19	Mar - 17	12.773.92	11.807.89	7.175.32	4.632.57	Used	1 Series	Commercial	July - 19

Compartment German Auto Loans 8

Monthly Investor Report

Reporting Date: May 10, 2021
 Payment Date: May 20, 2021
 Period No.: 36
 Monthly Period: Apr, 2021
 Interest Period: Apr 20, 2021 to May 20, 2021
 = 30 days

9. Defaulted Amount & Recovery Amount - Loan Level Data

Applicable only if loans have defaulted. Does not include defaulted amounts less than 10 EUR.

	Month / Year of Default	Month / Year of Loan Origination	Initial Principal Balance (in EUR)	Principal Balance of Loan at Default (in EUR)	Recovery Total (in EUR)	Principal Balance End of Period (in EUR)	Object Type (new / used)	Vehicle Series	Customer Type (private / commercial)	Out of Deal (Month / Year)
334	Feb - 19	Nov - 16	26.682.95	24.718.90	17.537.63	7.181.27	Used	5 Series	Commercial	July - 19
335	Mar - 19	Julv - 17	22.527.85	20.540.14	13.687.86	6.852.28	Used	3 Series	Private	July - 19
336	Mar - 19	Aug - 17	12.558.28	11.718.90	9.797.62	1.921.28	Used	X3 Series	Commercial	July - 19
337	Mar - 19	Dec - 17	44.348.61	41.121.43	24.239.71	16.881.72	New	MINI	Commercial	July - 19
338	Apr - 19	Julv - 17	28.723.27	24.605.69	14.186.46	10.419.23	Used	5 Series	Commercial	July - 19
339	Apr - 19	Sept - 17	11.380.30	10.129.61	7.498.36	2.631.25	Used	3 Series	Private	July - 19
340	Apr - 19	Nov - 17	21.336.00	19.899.08	13.188.93	6.710.15	New	MINI	Commercial	July - 19
341	Apr - 19	Julv - 17	8.359.09	7.809.76	6.277.99	1.531.77	New	Other BMW Group	Commercial	July - 19
342	Apr - 19	Mav - 17	11.146.90	10.349.62	8.616.50	1.733.12	New	Other BMW Group	Commercial	July - 19
343	Apr - 19	Sept - 15	4.706.71	4.249.39	3.795.14	454.25	Used	MINI	Commercial	July - 19
344	Apr - 19	Mav - 16	33.300.76	29.491.17	20.345.55	9.243.19	New	4 Series	Commercial	July - 19
345	Apr - 19	Sept - 17	19.630.44	18.258.02	12.985.79	5.272.23	Used	5 Series	Private	July - 19
346	Mav - 19	Nov - 17	61.027.66	56.231.86	31.124.77	25.107.09	New	X3 Series	Commercial	July - 19
347	Apr - 19	Julv - 17	29.557.15	27.148.12	18.350.43	8.797.69	New	MINI	Commercial	Aug - 19
348	Apr - 19	Nov - 15	18.194.25	17.985.29	9.922.48	8.062.81	New	3 Series	Private	Aug - 19
349	Mav - 19	Dec - 17	34.330.54	30.926.59	21.940.66	8.985.93	New	5 Series	Commercial	Aug - 19
350	Mav - 19	Dec - 15	23.900.60	22.250.04	14.871.81	7.378.23	New	2 Series	Private	Aug - 19
351	Mav - 19	June - 16	20.181.23	19.470.62	12.448.95	7.021.67	New	1 Series	Private	Aug - 19
352	Aua - 19	Dec - 17	10.940.37	4.796.42	2.929.81	1.866.61	Used	1 Series	Private	Aug - 19
353	Jan - 19	Dec - 17	28.445.57	26.931.69	22.997.63	3.934.06	New	4 Series	Commercial	Sept - 19
354	Feb - 19	Nov - 16	19.338.45	18.678.90	18.073.50	605.40	New	2 Series	Private	Sept - 19
355	June - 19	Oct - 17	10.318.58	8.147.49	6.005.71	2.141.78	Used	1 Series	Commercial	Sept - 19
356	June - 19	Sept - 16	36.878.53	28.828.98	21.198.82	7.630.16	New	5 Series	Commercial	Sept - 19
357	June - 19	Oct - 17	33.583.87	30.642.39	21.106.77	9.535.62	New	MINI	Private	Sept - 19
358	June - 19	Mar - 15	8.025.65	5.367.17	5.004.82	362.35	Used	MINI	Commercial	Oct - 19
359	Julv - 19	Apr - 16	16.132.97	13.901.40	7.308.00	6.593.40	New	Non BMW Group (incl. Motorcycles)	Commercial	Oct - 19
360	Aua - 19	Aua - 17	18.517.50	15.154.84	9.434.79	5.720.05	Used	X1 Series	Commercial	Oct - 19
361	Oct - 19	Oct - 17	18.582.82	198.70	61.94	136.76	Used	3 Series	Private	Oct - 19
362	Oct - 19	Dec - 17	26.600.87	258.09	58.42	199.67	New	3 Series	Commercial	Oct - 19
363	Oct - 19	June - 14	18.593.91	294.43	61.09	233.34	Used	Non BMW Group (incl. Motorcycles)	Private	Oct - 19
364	June - 19	Mav - 17	53.218.40	46.010.68	29.768.74	16.241.94	New	2 Series	Commercial	Nov - 19
365	Sept - 19	Oct - 17	22.186.58	19.077.88	12.588.77	6.489.11	Used	X6 Series	Commercial	Nov - 19
366	Sept - 19	Julv - 16	20.393.60	18.245.89	11.032.87	7.213.02	New	1 Series	Private	Nov - 19
367	Sept - 19	Feb - 17	81.021.81	76.248.95	43.810.69	32.438.26	New	7 Series	Commercial	Nov - 19
368	Sept - 19	June - 14	11.513.62	9.075.89	4.753.76	4.322.13	Used	Non BMW Group (incl. Motorcycles)	Private	Nov - 19
369	Sept - 19	Feb - 17	25.646.28	22.401.68	20.323.63	2.078.05	Used	1 Series	Private	Nov - 19
370	Feb - 19	Aua - 17	30.133.31	28.133.13	19.596.19	8.536.94	Used	X3 Series	Private	Dec - 19

Compartment German Auto Loans 8

Monthly Investor Report

Reporting Date: May 10, 2021
 Payment Date: May 20, 2021
 Period No.: 36
 Monthly Period: Apr, 2021
 Interest Period: Apr 20, 2021 to May 20, 2021
 = 30 days

9. Defaulted Amount & Recovery Amount - Loan Level Data

Applicable only if loans have defaulted. Does not include defaulted amounts less than 10 EUR.

	Month / Year of Default	Month / Year of Loan Origination	Initial Principal Balance (in EUR)	Principal Balance of Loan at Default (in EUR)	Recovery Total (in EUR)	Principal Balance End of Period (in EUR)	Object Type (new / used)	Vehicle Series	Customer Type (private / commercial)	Out of Deal (Month / Year)
371	Julv - 19	Aug - 17	10.157.18	9.292.21	7.221.35	2.070.86	Used	1 Series	Private	Dec - 19
372	Sept - 19	Nov - 17	36.424.47	29.980.51	16.443.32	13.537.19	Used	5 Series	Commercial	Dec - 19
373	Sept - 19	Nov - 17	57.349.49	49.582.01	23.190.28	26.391.73	New	3 Series	Commercial	Dec - 19
374	Oct - 19	Feb - 17	27.818.66	20.825.23	11.296.91	9.528.32	New	2 Series	Commercial	Dec - 19
375	Oct - 19	Feb - 17	23.446.75	20.510.42	14.404.28	6.106.14	Used	3 Series	Private	Dec - 19
376	Sept - 19	Oct - 16	23.795.48	20.305.39	9.955.36	10.350.03	New	Non BMW Group (incl. Motorcycles)	Commercial	Jan - 20
377	Oct - 19	Julv - 17	65.192.55	57.428.63	36.484.69	20.943.94	Used	X6 Series	Commercial	Jan - 20
378	Oct - 19	Oct - 17	24.842.69	19.954.15	11.226.29	8.727.86	Used	X1 Series	Commercial	Jan - 20
379	Oct - 19	June - 16	29.658.05	26.528.27	15.838.43	10.689.84	New	2 Series	Private	Jan - 20
380	Oct - 19	Sept - 17	16.893.40	15.286.82	10.654.48	4.632.34	Used	1 Series	Private	Jan - 20
381	Oct - 19	Jan - 18	26.551.99	22.940.04	16.456.68	6.538.54	Used	5 Series	Commercial	Jan - 20
382	Jan - 20	Mav - 17	7.620.54	5.549.05	790.18	4.758.87	Used	5 Series	Private	Jan - 20
383	Nov - 19	Oct - 17	45.324.11	38.998.12	31.020.94	7.977.18	Used	X5 Series	Commercial	Feb - 20
384	Nov - 19	Oct - 17	31.659.01	25.056.89	15.892.79	9.164.10	Used	5 Series	Private	Feb - 20
385	Nov - 19	Oct - 17	21.667.93	18.802.24	10.630.45	8.171.79	New	1 Series	Private	Feb - 20
386	Dec - 19	Mar - 16	28.337.46	22.830.20	16.072.22	6.757.98	Used	7 Series	Commercial	Mar - 20
387	Dec - 19	Jan - 18	17.953.01	15.391.08	11.124.94	4.266.14	Used	5 Series	Private	Mar - 20
388	Dec - 19	Sept - 17	2.381.55	1.499.00	1.148.06	350.94	Used	Non BMW Group (incl. Motorcycles)	Private	Mar - 20
389	Dec - 19	Jan - 18	25.232.36	20.417.40	16.035.89	4.381.51	Used	X5 Series	Commercial	Mar - 20
390	Jan - 20	Oct - 17	14.724.49	11.686.17	9.252.12	2.434.05	Used	1 Series	Private	Apr - 20
391	Jan - 20	Nov - 17	27.558.61	23.704.02	16.435.39	7.268.63	New	Non BMW Group (incl. Motorcycles)	Private	Apr - 20
392	Feb - 20	Jan - 18	8.422.34	7.380.02	5.639.06	1.740.96	Used	1 Series	Commercial	Apr - 20
393	Feb - 20	Jan - 18	32.075.23	27.668.03	13.556.25	14.111.78	Used	5 Series	Private	Apr - 20
394	Feb - 20	Jan - 17	30.497.64	25.767.95	20.226.31	5.541.64	Used	X5 Series	Commercial	Apr - 20
395	Feb - 20	Oct - 17	51.434.32	42.003.83	22.163.92	19.839.91	New	X1 Series	Commercial	Apr - 20
396	Feb - 20	Julv - 17	11.847.92	9.819.08	7.600.77	2.218.31	Used	1 Series	Private	Apr - 20
397	Apr - 20	Oct - 17	24.811.19	391.04	153.79	237.25	New	5 Series	Commercial	Apr - 20
398	Feb - 20	Jan - 18	17.349.69	15.162.78	9.401.22	5.761.56	Used	3 Series	Private	May - 20
399	Mar - 20	Sept - 17	29.055.32	23.137.15	16.796.81	6.340.34	Used	5 Series	Commercial	May - 20
400	Mav - 19	June - 16	16.721.58	15.463.70	0.00	15.472.18	New	2 Series	Private	June - 20
401	Jan - 20	Jan - 18	46.089.94	39.800.58	33.630.88	6.169.70	Used	4 Series	Private	June - 20
402	Mar - 20	Dec - 17	11.759.69	8.819.68	6.560.46	2.259.22	Used	3 Series	Private	June - 20
403	Mar - 20	Aug - 17	30.161.15	23.419.24	17.162.74	6.256.50	Used	5 Series	Private	June - 20
404	Apr - 20	Dec - 17	84.945.06	75.591.50	33.335.02	42.256.48	New	X5 Series	Commercial	June - 20
405	Apr - 20	Julv - 17	13.715.95	11.031.37	8.375.04	2.656.33	Used	1 Series	Private	July - 20
406	Mar - 20	Oct - 17	20.880.57	17.453.25	11.262.45	6.190.80	New	1 Series	Commercial	Aug - 20
407	Apr - 20	Jan - 18	24.653.36	19.475.79	13.985.39	5.490.40	Used	5 Series	Private	Aug - 20

Compartment German Auto Loans 8

Monthly Investor Report

Reporting Date: May 10, 2021
 Payment Date: May 20, 2021
 Period No.: 36
 Monthly Period: Apr, 2021
 Interest Period: Apr 20, 2021 to May 20, 2021
 = 30 days

9. Defaulted Amount & Recovery Amount - Loan Level Data

Applicable only if loans have defaulted. Does not include defaulted amounts less than 10 EUR.

	Month / Year of Default	Month / Year of Loan Origination	Initial Principal Balance (in EUR)	Principal Balance of Loan at Default (in EUR)	Recovery Total (in EUR)	Principal Balance End of Period (in EUR)	Object Type (new / used)	Vehicle Series	Customer Type (private / commercial)	Out of Deal (Month / Year)
408	Mav - 20	Dec - 16	44.013.04	38.987.75	11.395.19	27.592.56	New	5 Series	Commercial	Aug - 20
409	June - 20	Julv - 17	70.275.50	49.343.74	30.504.52	18.839.22	New	5 Series	Commercial	Aug - 20
410	Aug - 20	Mar - 17	26.779.14	15.224.76	1.523.34	13.701.42	New	MINI	Private	Aug - 20
411	Aug - 20	Julv - 17	15.788.84	163.74	39.69	124.05	Used	1 Series	Private	Aug - 20
412	Jan - 20	Oct - 17	35.486.49	30.688.42	24.221.16	6.467.26	New	1 Series	Commercial	Sept - 20
413	Mar - 20	Jan - 18	30.791.32	22.283.30	20.337.87	1.945.43	Used	1 Series	Commercial	Sept - 20
414	June - 20	Julv - 17	32.129.38	24.663.67	14.718.44	9.945.23	Used	7 Series	Commercial	Sept - 20
415	June - 20	Julv - 17	27.365.49	17.965.55	15.092.12	2.873.43	New	2 Series	Private	Sept - 20
416	Julv - 20	Anr - 16	30.946.11	21.978.06	17.989.13	3.988.93	Used	6 Series	Commercial	Sept - 20
417	Sept - 20	Mav - 16	12.929.07	28.60	-122.27	150.87	Used	1 Series	Private	Sept - 20
418	Julv - 20	Sept - 17	17.111.03	12.578.95	10.003.16	2.575.79	Used	X1 Series	Private	Oct - 20
419	Julv - 20	Dec - 17	22.397.70	16.871.95	10.797.25	6.074.70	New	MINI	Private	Oct - 20
420	Oct - 20	Julv - 17	4.520.09	1.401.47	296.75	1.104.72	Used	Non BMW Group (incl. Motorcycles)	Private	Nov - 20
421	Nov - 20	Jan - 18	31.704.09	97.02	46.50	50.52	New	3 Series	Commercial	Nov - 20
422	Nov - 20	Julv - 17	19.738.40	78.61	-100.58	179.19	New	MINI	Private	Nov - 20
423	Sept - 20	Dec - 17	29.368.79	22.528.33	15.758.65	6.769.68	New	MINI	Private	Dec - 20
424	Sept - 20	Nov - 17	14.623.05	11.683.43	5.562.25	6.121.18	Used	1 Series	Private	Dec - 20
425	Sept - 20	Oct - 17	33.934.03	27.034.29	25.054.38	1.979.91	New	2 Series	Private	Dec - 20
426	Oct - 20	Dec - 17	31.190.80	21.486.86	19.079.50	2.407.36	New	2 Series	Commercial	Dec - 20
427	Oct - 20	Oct - 15	24.392.48	19.179.81	11.682.17	7.497.64	Used	X3 Series	Private	Dec - 20
428	Oct - 20	Mav - 17	8.792.13	6.743.18	5.997.16	746.02	New	Other BMW Group	Private	Dec - 20
429	June - 20	Aug - 17	20.323.29	15.262.64	11.386.25	3.918.33	Used	4 Series	Private	Jan - 21
430	Julv - 20	Sept - 17	7.686.62	5.500.55	3.972.63	1.542.72	Used	1 Series	Private	Jan - 21
431	Sept - 20	Dec - 17	11.765.13	7.381.91	5.331.64	2.050.27	Used	3 Series	Private	Jan - 21
432	Sept - 19	Aug - 16	12.740.64	9.081.85	7.670.06	1.411.79	Used	1 Series	Private	Feb - 21
433	Nov - 20	Dec - 17	30.071.93	22.463.08	13.856.73	8.606.35	New	2 Series	Commercial	Feb - 21
434	Nov - 20	Jan - 18	42.263.53	29.306.32	25.912.09	3.394.23	New	X4 Series	Private	Feb - 21
435	Julv - 20	Anr - 17	21.042.71	15.493.19	13.541.62	1.951.57	Used	2 Series	Private	Mar - 21
436	Dec - 20	Oct - 17	8.237.90	4.878.06	1.883.56	2.994.50	Used	1 Series	Commercial	Mar - 21
437	Dec - 20	Julv - 17	10.110.17	5.017.30	4.879.85	137.45	Used	1 Series	Private	Mar - 21
438	Mar - 21	Dec - 17	15.839.54	165.64	23.38	142.26	Used	1 Series	Commercial	Mar - 21
439	Jan - 21	Aug - 17	35.719.01	26.694.80	20.043.58	6.651.22	Used	X1 Series	Commercial	Apr - 21
440	Jan - 21	Sept - 17	24.403.65	20.454.40	13.926.19	6.528.21	New	2 Series	Private	Apr - 21
441	Jan - 21	Oct - 17	38.414.71	29.037.50	14.539.04	14.498.46	New	2 Series	Commercial	Apr - 21
442	Jan - 21	Oct - 17	6.777.60	3.739.77	2.028.28	1.711.49	Used	MINI	Private	Apr - 21
443	Feb - 21	Jan - 18	41.663.87	29.097.58	19.521.09	9.576.49	Used	X5 Series	Commercial	Apr - 21
444	Feb - 21	Dec - 17	58.539.72	36.498.16	26.178.48	10.319.68	New	X3 Series	Commercial	Apr - 21

Compartment German Auto Loans 8
Monthly Investor Report

Reporting Date:	May 10, 2021
Payment Date:	May 20, 2021
Period No.:	36
Monthly Period:	Apr, 2021
Interest Period:	Apr 20, 2021 to May 20, 2021 = 30 days

10. Outstanding Note Balance

1. Note Balance	All Notes	Class A	Class B
Initial Note Information			
ISIN code		XS1808853581	XS1808854399
Currency		EUR	EUR
Legal final maturity		June 2025	June 2025
Rating (Fitch Moody's S&P DBRS)		AAA N/A AAA N/A	N/A
Initial notes aggregate principal outstanding balance in EUR	1,075,300,000.00	1,000,000,000.00	75,300,000.00
Nominal amount per note in EUR		100,000.00	100,000.00
Initial number of notes per class in EUR		10,000	753
Current Note Information			
Notes aggregate principal outstanding balance in EUR - BoP	110,132,010.89	34,832,010.89	75,300,000.00
Available distribution amount in EUR	14,616,965.09		
Redemption per class in EUR		9,163,279.69	0,00
Redemption per note in EUR		916.33	0.00
Notes aggregate principal outstanding balance in EUR - EoP	100,968,731.20	25,668,731.20	75,300,000.00
Current pool factor		0.03	1.00
2. Payments to Investor per Note		Class A	Class B
Interest Type		Floating Rate	Fixed Rate
Reference Rate		1M_EURIBOR	NONE
Actual Interest Rate		-0.553%	NONE
Spread		0.400%	NONE
Coupon		0.000%*	1.000%
Day count fraction		Actual/360	Actual/360
Interest days		30 days	30 days
Principal outstanding per note in EUR - BoP		3,483.20	100,000.00
Principal repayment per note in EUR		916.33	0.00
Principal outstanding per note in EUR - EoP		2,566.87	100,000.00
Interest payment per Note in EUR		0.00	83.33

* rate is floored at 0.000%, the theoretical negative interest rate is -0.153%.

Compartment German Auto Loans 8
Monthly Investor Report

Reporting Date:	May 10, 2021
Payment Date:	May 20, 2021
Period No.:	36
Monthly Period:	Apr, 2021
Interest Period:	Apr 20, 2021 to May 20, 2021 = 30 days

10. Outstanding Note Balance

3. Credit Enhancement	Initial Period (in EUR)	Initial CE (in %)	Current Period (in EUR)	Current CE (in %)
Class A	1,000,000,000.00	7.50	25,668,731.20	86.46
Class B	75,300,000.00	0.50	75,300,000.00	36.19
Cash Reserve (+ Overcollateralisation)	5,379,910.71	0.00	54,213,064.83	0.00

4. Clean-Up Call Option

If the aggregate outstanding principal balance has been reduced to less than 10% of the aggregate outstanding principal balance at the Issue Date, the seller will have the option under the receivables purchase Agreement to acquire all outstanding purchased receivables.

Aggregate outstanding principal balance at end of period (in EUR)	149,801,796.03
Clean-Up option exercisable	No

Compartment German Auto Loans 8
Monthly Investor Report

Reporting Date:	May 10, 2021
Payment Date:	May 20, 2021
Period No.:	36
Monthly Period:	Apr, 2021
Interest Period:	Apr 20, 2021 to May 20, 2021 = 30 days

11. Original Principal Balance
Initial Portfolio as of origination of contract

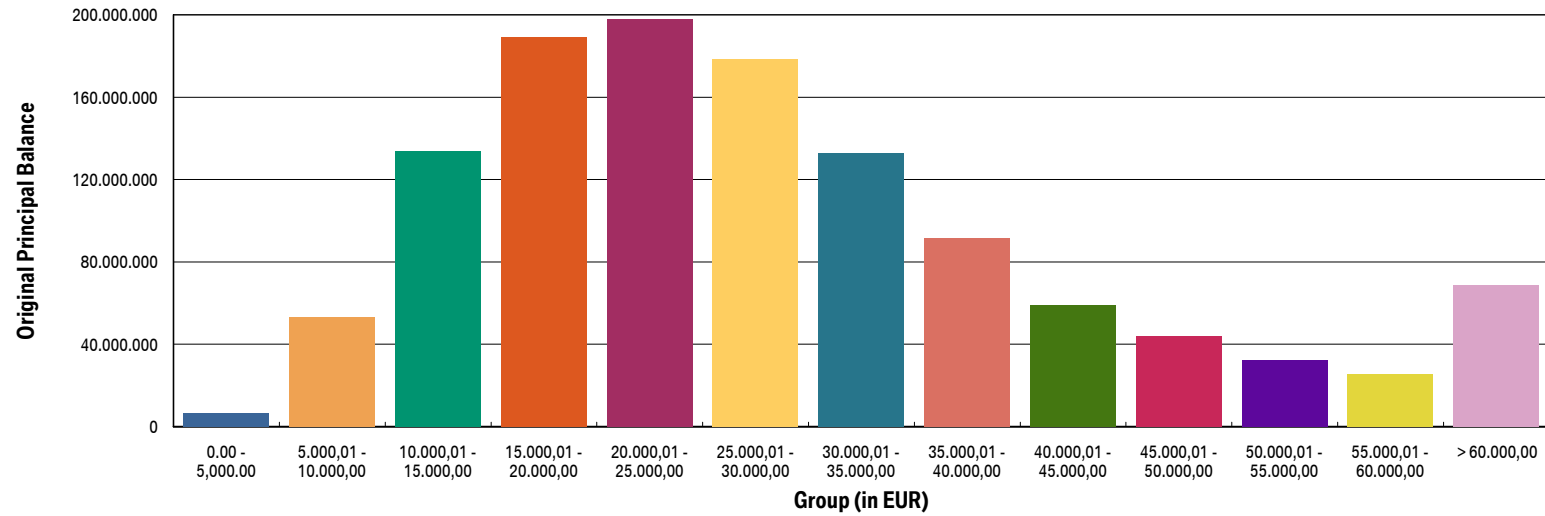
Group (in EUR) (by Original Principal Balance)	Original principal balance (in EUR)	Original Principal Balance (in % of total)	Number of Contracts	Number of Contracts (in % of total)
0.00 - 5.000,00	6,602,430.10	0.54	1,758	3.14
5.000,01 - 10.000,00	53,342,875.63	4.40	6,758	12.05
10.000,01 - 15.000,00	133,921,010.22	11.03	10,565	18.84
15.000,01 - 20.000,00	189,310,910.30	15.60	10,808	19.28
20.000,01 - 25.000,00	198,030,105.32	16.32	8,823	15.74
25.000,01 - 30.000,00	178,429,764.68	14.70	6,502	11.60
30.000,01 - 35.000,00	132,759,753.18	10.94	4,103	7.32
35.000,01 - 40.000,00	91,674,885.59	7.55	2,450	4.37
40.000,01 - 45.000,00	59,215,184.71	4.88	1,400	2.50
45.000,01 - 50.000,00	43,978,430.11	3.62	927	1.65
50.000,01 - 55.000,00	32,354,806.99	2.67	618	1.10
55.000,01 - 60.000,00	25,497,518.92	2.10	444	0.79
> 60.000,00	68,538,800.68	5.65	915	1.63
Total	1,213,656,476.43	100.00	56,071	100.00

Average:	21,644.99
Min:	630.00
Max:	234,985.33

Compartment German Auto Loans 8
Monthly Investor Report

Reporting Date:	May 10, 2021
Payment Date:	May 20, 2021
Period No.:	36
Monthly Period:	Apr, 2021
Interest Period:	Apr 20, 2021 to May 20, 2021 = 30 days

11a. Original Principal Balance (graph)



Compartment German Auto Loans 8
Monthly Investor Report

Reporting Date:	May 10, 2021
Payment Date:	May 20, 2021
Period No.:	36
Monthly Period:	Apr, 2021
Interest Period:	Apr 20, 2021 to May 20, 2021 = 30 days

12. Aggregate Principal Balance

Initial Portfolio

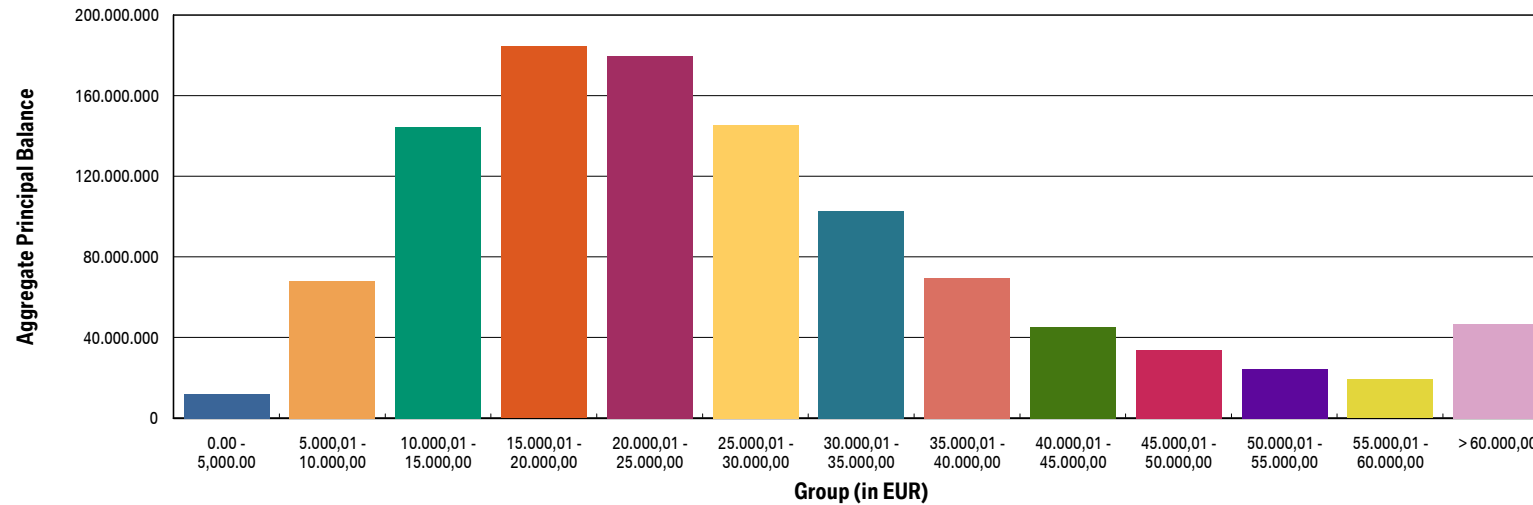
Group (in EUR)	Aggregate Principal Balance (in EUR)	Aggregate Principal Balance (in % of total)	Number of Contracts	Number of Contracts (in % of total)
0.00 - 5,000.00	11,911,454.23	1.11	3,553	6.34
5.000,01 - 10.000,00	67,979,197.49	6.32	8,808	15.71
10.000,01 - 15.000,00	144,390,179.97	13.43	11,512	20.53
15.000,01 - 20.000,00	184,235,767.64	17.13	10,572	18.85
20.000,01 - 25.000,00	179,689,329.59	16.71	8,035	14.33
25.000,01 - 30.000,00	145,425,557.37	13.52	5,329	9.50
30.000,01 - 35.000,00	102,843,973.13	9.56	3,186	5.68
35.000,01 - 40.000,00	69,581,005.45	6.47	1,864	3.32
40.000,01 - 45.000,00	45,284,645.28	4.21	1,071	1.91
45.000,01 - 50.000,00	33,696,768.07	3.13	711	1.27
50.000,01 - 55.000,00	24,282,918.80	2.26	464	0.83
55.000,01 - 60.000,00	19,141,345.96	1.78	334	0.60
> 60.000,00	46,837,767.73	4.36	632	1.13
Total	1,075,299,910.71	100.00	56,071	100.00

Average:	19,177.47
Min:	89.35
Max:	232,486.98

Compartment German Auto Loans 8
Monthly Investor Report

Reporting Date:	May 10, 2021
Payment Date:	May 20, 2021
Period No.:	36
Monthly Period:	Apr, 2021
Interest Period:	Apr 20, 2021 to May 20, 2021 = 30 days

12a. Aggregate Principal Balance (graph)



Compartment German Auto Loans 8
Monthly Investor Report

Reporting Date:	May 10, 2021
Payment Date:	May 20, 2021
Period No.:	36
Monthly Period:	Apr, 2021
Interest Period:	Apr 20, 2021 to May 20, 2021 = 30 days

13. Aggregate Outstanding Principal Balance

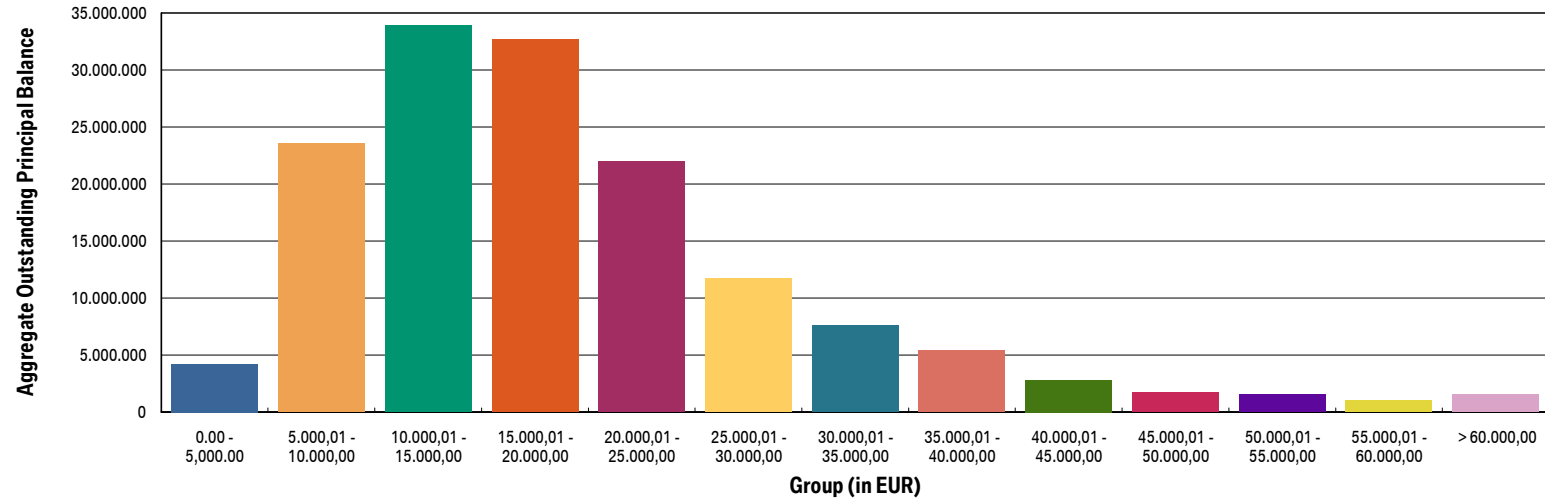
Portfolio as of: Apr 30, 2021

Group (in EUR)	Aggregate Outstanding Principal Balance (in EUR)	Aggregate Outstanding Principal Balance (in % of total)	Number of Contracts	Number of Contracts (in % of total)
0.00 - 5,000.00	4,218,857.23	2.82	3,342	25.65
5.000,01 - 10.000,00	23,589,935.04	15.75	3,089	23.71
10.000,01 - 15.000,00	33,910,817.94	22.64	2,727	20.93
15.000,01 - 20.000,00	32,647,639.09	21.79	1,893	14.53
20.000,01 - 25.000,00	22,002,916.27	14.69	992	7.61
25.000,01 - 30.000,00	11,714,058.27	7.82	430	3.30
30.000,01 - 35.000,00	7,604,554.64	5.08	235	1.80
35.000,01 - 40.000,00	5,399,550.43	3.60	145	1.11
40.000,01 - 45.000,00	2,844,667.07	1.90	67	0.51
45.000,01 - 50.000,00	1,741,092.96	1.16	37	0.28
50.000,01 - 55.000,00	1,564,560.50	1.04	30	0.23
55.000,01 - 60.000,00	1,025,931.29	0.68	18	0.14
> 60.000,00	1,537,215.30	1.03	22	0.17
Total	149,801,796.03	100.00	13,027	100.00
WA:	11,499.33			
Min:	0.00			
Max:	107,766.39			

Compartment German Auto Loans 8
Monthly Investor Report

Reporting Date:	May 10, 2021
Payment Date:	May 20, 2021
Period No.:	36
Monthly Period:	Apr, 2021
Interest Period:	Apr 20, 2021 to May 20, 2021 = 30 days

13a. Aggregate Outstanding Principal Balance (graph)



Compartment German Auto Loans 8

Monthly Investor Report

Reporting Date:	May 10, 2021
Payment Date:	May 20, 2021
Period No.:	36
Monthly Period:	Apr, 2021
Interest Period:	Apr 20, 2021 to May 20, 2021 = 30 days

14. Down Payments

Portfolio as of: Apr 30, 2021

Down Payment	Aggregate Outstanding Principal Balance (in EUR)	Aggregate Outstanding Principal Balance (in % of total)	Number of Contracts	Number of Contracts (in % of total)	Down Payment/ Purchase Price (in %)
No Down Payment	39,459,535.22	26.34	3,347	25.69	0.00
<=1000	4,008,577.90	2.68	433	3.32	4.08
1.000,01 - 2.000,00	9,244,432.94	6.17	929	7.13	7.87
2.000,01 - 3.000,00	11,173,594.00	7.46	1,123	8.62	11.69
3.000,01 - 4.000,00	9,732,854.07	6.50	1,012	7.77	15.16
4.000,01 - 5.000,00	14,635,727.19	9.77	1,375	10.56	17.35
5.000,01 - 6.000,00	8,477,925.99	5.66	770	5.91	19.90
6.000,01 - 7.000,00	7,090,422.82	4.73	624	4.79	21.62
7.000,01 - 8.000,00	7,019,686.79	4.69	592	4.54	23.04
8.000,01 - 9.000,00	4,217,717.54	2.82	329	2.53	24.08
9.000,01 - 10.000,00	10,717,314.16	7.15	810	6.22	25.18
10.000,01 - 11.000,00	2,646,793.05	1.77	190	1.46	26.03
11.000,01 - 12.000,00	2,932,959.99	1.96	235	1.80	28.68
12.000,01 - 13.000,00	2,700,371.23	1.80	180	1.38	27.33
13.000,01 - 14.000,00	2,060,863.70	1.38	126	0.97	28.17
14.000,01 - 15.000,00	3,915,653.03	2.61	298	2.29	32.59
> 15.000,00	9,767,366.41	6.52	654	5.02	37.15
Total	149,801,796.03	100.00	13,027	100.00	15.03

Minimum Down Payment:	75.79
Maximum Down Payment:	70,000.00
Average Down Payment:	5,166.37
Average Down Payment (customers that made a Down Payment):	6,952.71

Compartment German Auto Loans 8
Monthly Investor Report

Reporting Date:	May 10, 2021
Payment Date:	May 20, 2021
Period No.:	36
Monthly Period:	Apr, 2021
Interest Period:	Apr 20, 2021 to May 20, 2021 = 30 days

15. Borrower Concentration

Portfolio as of: Apr 30, 2021

Borrower (Top 20)	Aggregate Outstanding Principal Balance (in EUR)	Aggregate Outstanding Principal Balance (in % of total)	Number of Contracts	Number of Contracts (in % of total)
1	107,766.39	0.07	1	0.01
2	105,428.01	0.07	4	0.03
3	85,458.30	0.06	1	0.01
4	79,138.71	0.05	1	0.01
5	78,643.34	0.05	1	0.01
6	76,684.37	0.05	1	0.01
7	74,754.38	0.05	1	0.01
8	74,585.14	0.05	2	0.02
9	72,671.22	0.05	1	0.01
10	71,544.03	0.05	2	0.02
11	68,231.56	0.05	2	0.02
12	68,050.09	0.05	1	0.01
13	67,845.00	0.05	1	0.01
14	66,041.94	0.04	1	0.01
15	65,904.81	0.04	1	0.01
16	65,849.73	0.04	2	0.02
17	65,754.62	0.04	1	0.01
18	64,855.46	0.04	1	0.01
19	64,578.64	0.04	1	0.01
20	63,736.68	0.04	1	0.01
Total	1,487,522.42	0.99	27	0.21
Total Portfolio Balance	149,801,796.03			

Compartment German Auto Loans 8
Monthly Investor Report

Reporting Date:	May 10, 2021
Payment Date:	May 20, 2021
Period No.:	36
Monthly Period:	Apr, 2021
Interest Period:	Apr 20, 2021 to May 20, 2021 = 30 days

16. Geographical Distribution
Initial Portfolio

Post code area	Aggregate Principal Balance (in EUR)	Aggregate Principal Balance (in % of total)	Number of Contracts	Number of contracts (in % of total)
post code area 0	59,388,875.81	5.52	3,031	5.41
post code area 1	68,063,748.40	6.33	3,264	5.82
post code area 2	95,520,039.60	8.88	4,972	8.87
post code area 3	98,034,964.07	9.12	5,256	9.37
post code area 4	128,909,449.36	11.99	6,764	12.06
post code area 5	122,157,113.60	11.36	6,477	11.55
post code area 6	136,415,503.83	12.69	7,223	12.88
post code area 7	129,944,746.50	12.08	6,948	12.39
post code area 8	139,594,765.87	12.98	7,090	12.64
post code area 9	97,270,703.67	9.05	5,046	9.00
Total	1,075,299,910.71	100.00	56,071	100.00

Compartment German Auto Loans 8
Monthly Investor Report

Reporting Date:	May 10, 2021
Payment Date:	May 20, 2021
Period No.:	36
Monthly Period:	Apr, 2021
Interest Period:	Apr 20, 2021 to May 20, 2021 = 30 days

16. Geographical Distribution

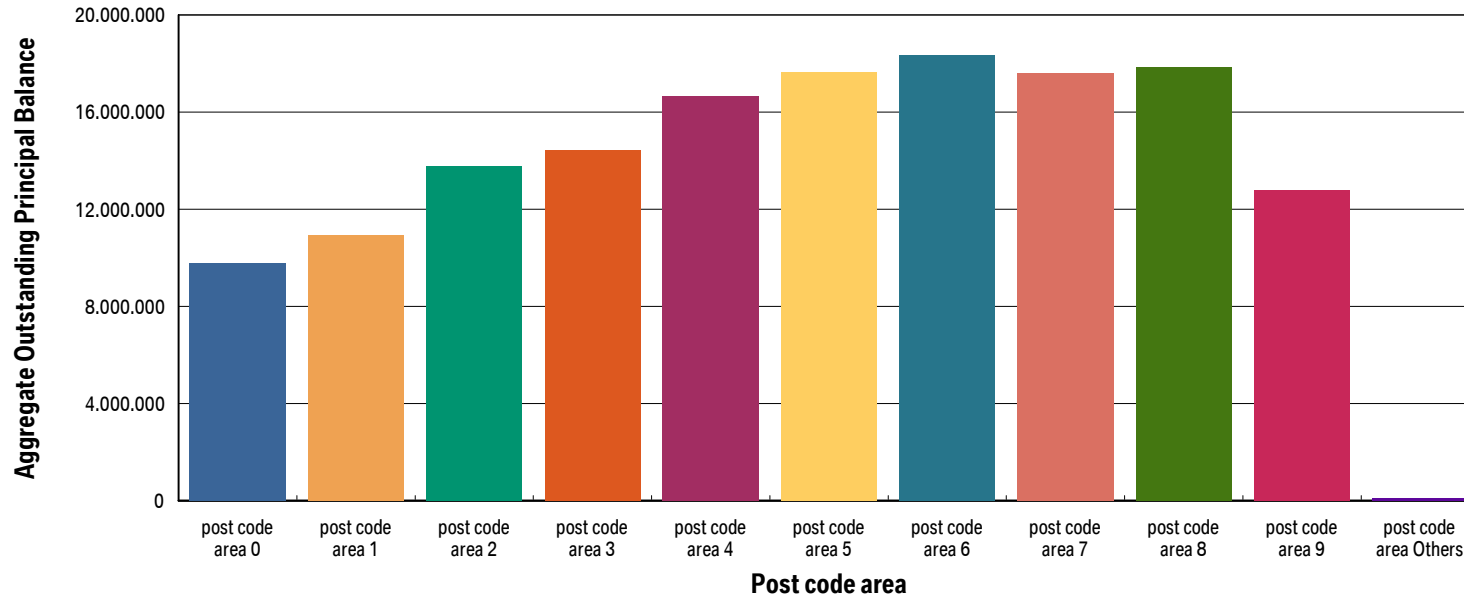
Portfolio as of: Apr 30, 2021

Post code area	Aggregate Outstanding Principal Balance (in EUR)	Aggregate Outstanding Principal Balance (in % of total)	Number of Contracts	Number of Contracts (in % of total)
post code area 0	9,768,244.49	6.52	793	6.09
post code area 1	10,904,170.90	7.28	893	6.85
post code area 2	13,752,469.73	9.18	1,178	9.04
post code area 3	14,414,075.05	9.62	1,309	10.05
post code area 4	16,655,082.65	11.12	1,512	11.61
post code area 5	17,646,676.30	11.78	1,512	11.61
post code area 6	18,361,579.77	12.26	1,628	12.50
post code area 7	17,585,860.74	11.74	1,526	11.71
post code area 8	17,847,307.63	11.91	1,523	11.69
post code area 9	12,780,134.02	8.53	1,141	8.76
post code area Others	86,194.75	0.06	12	0.09
Total	149,801,796.03	100.00	13,027	100.00

Compartment German Auto Loans 8
Monthly Investor Report

Reporting Date:	May 10, 2021
Payment Date:	May 20, 2021
Period No.:	36
Monthly Period:	Apr, 2021
Interest Period:	Apr 20, 2021 to May 20, 2021 = 30 days

16a. Geographical Distribution (graph)



Compartment German Auto Loans 8
Monthly Investor Report

Reporting Date:	May 10, 2021
Payment Date:	May 20, 2021
Period No.:	36
Monthly Period:	Apr, 2021
Interest Period:	Apr 20, 2021 to May 20, 2021 = 30 days

17. Car Type & Customer Group

Initial Portfolio

Car Type	Aggregate Principal Balance (in EUR)	Aggregate Principal Balance (in % of total)	Number of Contracts	Number of Contracts (in % of total)
New	511,495,773.89	47.57	20,632	36.80
Used	563,804,136.82	52.43	35,439	63.20
Total	1,075,299,910.71	100.00	56,071	100.00

Customer Group	Aggregate Principal Balance (in EUR)	Aggregate Principal Balance (in % of total)	Number of Contracts	Number of Contracts (in % of total)
Commercial	285,100,325.98	26.51	11,022	19.66
Private Individual	790,199,584.73	73.49	45,049	80.34
Total	1,075,299,910.71	100.00	56,071	100.00

Compartment German Auto Loans 8
Monthly Investor Report

Reporting Date:	May 10, 2021
Payment Date:	May 20, 2021
Period No.:	36
Monthly Period:	Apr, 2021
Interest Period:	Apr 20, 2021 to May 20, 2021 = 30 days

17. Car Type & Customer Group

Portfolio as of: Apr 30, 2021

Car Type	Aggregate Outstanding Principal Balance (in EUR)	Aggregate Outstanding Principal Balance (in % of total)	Number of Contracts	Number of Contracts (in % of total)
New	61,322,548.34	40.94	3,801	29.18
Used	88,479,247.69	59.06	9,226	70.82
Total	149,801,796.03	100.00	13,027	100.00

Customer Group	Aggregate Outstanding Principal Balance (in EUR)	Aggregate Outstanding Principal Balance (in % of total)	Number of Contracts	Number of Contracts (in % of total)
Commercial	32,677,109.84	21.81	2,027	15.56
Private Individual	117,124,686.19	78.19	11,000	84.44
Total	149,801,796.03	100.00	13,027	100.00

Compartment German Auto Loans 8
Monthly Investor Report

Reporting Date:	May 10, 2021
Payment Date:	May 20, 2021
Period No.:	36
Monthly Period:	Apr, 2021
Interest Period:	Apr 20, 2021 to May 20, 2021 = 30 days

18. Delinquencies

Initial Portfolio

Days past due	Aggregate Principal Balance (in EUR)	Aggregate Principal Balance (in % of total)	Number of Contracts	Number of Contracts (in % of total)
1 - 30	0.00	0.00	0	0.00
31 - 60	0.00	0.00	0	0.00
61 - 90	0.00	0.00	0	0.00
91 - 120	0.00	0.00	0	0.00
> 120	0.00	0.00	0	0.00
Total	0.00	0.00	0	0.00

Portfolio as of: Apr 30, 2021

Days past due	Aggregate Outstanding Principal Balance (in EUR)	Aggregate Outstanding Principal Balance (in % of total)	Number of Contracts	Number of Contracts (in % of total)
1 - 30	1,635,976.94	1.09	98	0.75
31 - 60	326,189.78	0.22	24	0.18
61 - 90	183,676.59	0.12	10	0.08
91 - 120	331,535.89	0.22	21	0.16
> 120	441,372.09	0.29	43	0.33
Total	2,918,751.29	1.95	196	1.50

Compartment German Auto Loans 8

Monthly Investor Report

Reporting Date:	May 10, 2021
Payment Date:	May 20, 2021
Period No.:	36
Monthly Period:	Apr, 2021
Interest Period:	Apr 20, 2021 to May 20, 2021 = 30 days

18a. Delinquencies Analysis

Monthly Period	Performing (in EUR)	31-60 days past due (in EUR)	61-90 days past due (in EUR)	91-120 days past due (in EUR)	>120 days past due (in EUR)
May - 18	1,052,856,026.67	0.00	0.00	0.00	0.00
June - 18	1,025,920,741.08	233,336.96	0.00	0.00	0.00
July - 18	996,483,247.28	481,935.51	31,765.70	0.00	0.00
Aug - 18	966,977,692.08	533,675.23	110,616.76	31,765.70	0.00
Sept - 18	940,700,267.02	1,200,220.42	234,647.64	87,002.36	20,394.58
Oct - 18	912,899,854.06	543,706.97	432,611.31	177,974.36	83,768.01
Nov - 18	885,102,126.56	1,030,841.39	143,861.32	298,949.46	196,304.73
Dec - 18	859,006,011.25	1,132,465.64	387,227.93	143,806.82	311,578.70
Jan - 19	831,440,112.06	802,553.45	520,268.13	277,977.96	279,620.86
Feb - 19	805,436,050.61	953,939.39	337,962.17	429,690.95	317,236.05
Mar - 19	777,512,528.36	1,414,940.60	466,607.47	107,293.91	648,764.98
Apr - 19	750,042,508.62	1,344,947.00	464,953.76	288,803.53	605,195.72
May - 19	723,580,107.76	1,203,515.65	491,288.91	404,880.31	555,124.42
June - 19	699,170,880.02	1,220,494.59	344,122.62	288,224.31	435,128.09
July - 19	671,918,788.11	1,050,200.27	519,348.27	215,474.42	445,405.41
Aug - 19	646,700,075.48	1,450,252.44	423,782.09	327,347.68	677,623.38
Sept - 19	622,958,860.77	1,365,831.71	723,406.80	125,505.19	522,623.73
Oct - 19	599,139,505.67	1,028,057.79	354,923.49	497,668.10	326,784.11
Nov - 19	575,018,741.06	949,662.17	455,421.22	231,164.95	550,476.14
Dec - 19	551,277,351.49	1,175,344.16	519,314.12	237,021.95	502,982.60
Jan - 20	527,378,262.94	1,067,543.00	456,177.99	190,152.74	329,319.61
Feb - 20	507,679,654.72	591,329.72	563,991.48	264,600.98	231,906.73
Mar - 20	482,743,548.41	1,025,658.87	384,458.97	346,664.40	352,753.15
Apr - 20	457,704,057.65	1,229,584.91	490,609.31	204,518.29	487,383.30
May - 20	437,661,276.25	894,453.66	732,959.94	146,072.99	553,232.23
June - 20	417,101,884.42	657,177.27	450,076.20	572,394.07	322,579.68
July - 20	380,570,997.41	707,826.03	403,274.92	246,498.80	456,154.70
Aug - 20	349,034,612.44	1,755,448.30	351,451.13	197,523.36	406,613.06
Sept - 20	315,229,035.57	1,183,899.09	660,394.12	178,723.67	400,971.72

Compartment German Auto Loans 8
Monthly Investor Report

Reporting Date: May 10, 2021
 Payment Date: May 20, 2021
 Period No.: 36
 Monthly Period: Apr, 2021
 Interest Period: Apr 20, 2021 to May 20, 2021
 = 30 days

18a. Delinquencies Analysis

Monthly Period	Performing (in EUR)	31-60 days past due (in EUR)	61-90 days past due (in EUR)	91-120 days past due (in EUR)	>120 days past due (in EUR)
Oct - 20	278,744,042.72	1,125,120.08	384,561.99	446,172.47	246,478.96
Nov - 20	245,068,270.58	1,090,782.11	449,294.91	209,678.43	418,380.68
Dec - 20	205,060,678.27	1,279,035.80	454,116.89	336,150.76	388,250.11
Jan - 21	176,612,975.25	1,159,543.77	582,343.27	234,462.80	537,243.58
Feb - 21	166,186,510.69	1,131,727.12	425,503.02	292,244.14	409,095.84
Mar - 21	156,972,907.11	341,485.70	629,303.15	312,018.32	428,957.07
Apr - 21	148,519,021.68	326,189.78	183,676.59	331,535.89	441,372.09

Compartment German Auto Loans 8
Monthly Investor Report

Reporting Date:	May 10, 2021
Payment Date:	May 20, 2021
Period No.:	36
Monthly Period:	Apr, 2021
Interest Period:	Apr 20, 2021 to May 20, 2021 = 30 days

19. Seasoning

Initial Portfolio

Group (in months)	Aggregate Principal Balance (in EUR)	Aggregate Principal Balance (in % of total)	Number of Contracts	Number of Contracts (in % of total)
<= 6	492,607,422.31	45.81	23,758	42.37
> 6 - <= 12	391,635,229.03	36.42	20,512	36.58
> 12 - <= 24	130,251,179.08	12.11	7,514	13.40
> 24 - <= 36	49,977,501.72	4.65	3,393	6.05
> 36 - <= 42	5,051,935.82	0.47	397	0.71
> 42 - <= 48	3,810,087.86	0.35	322	0.57
> 48 - <= 53	1,210,666.78	0.11	105	0.19
> 53	755,888.11	0.07	70	0.12
Total	1,075,299,910.71	100.00	56,071	100.00

WA Seasoning (in months):	9.07
Min (in months):	3.00
Max (in months):	67.00

Compartment German Auto Loans 8
Monthly Investor Report

Reporting Date:	May 10, 2021
Payment Date:	May 20, 2021
Period No.:	36
Monthly Period:	Apr, 2021
Interest Period:	Apr 20, 2021 to May 20, 2021 = 30 days

19. Seasoning

Portfolio as of: Apr 30, 2021

Group (in months)	Aggregate Outstanding Principal Balance (in EUR)	Aggregate Outstanding Principal Balance (in % of total)	Number of Contracts	Number of Contracts (in % of total)
<= 6	0.00	0.00	0	0.00
> 6 - <= 12	0.00	0.00	0	0.00
> 12 - <= 24	0.00	0.00	0	0.00
> 24 - <= 36	0.00	0.00	0	0.00
> 36 - <= 42	76,879,314.17	51.32	5,904	45.32
> 42 - <= 48	65,620,295.38	43.80	5,868	45.04
> 48 - <= 53	3,702,085.35	2.47	596	4.58
> 53	3,600,101.13	2.40	659	5.06
Total	149,801,796.03	100.00	13,027	100.00

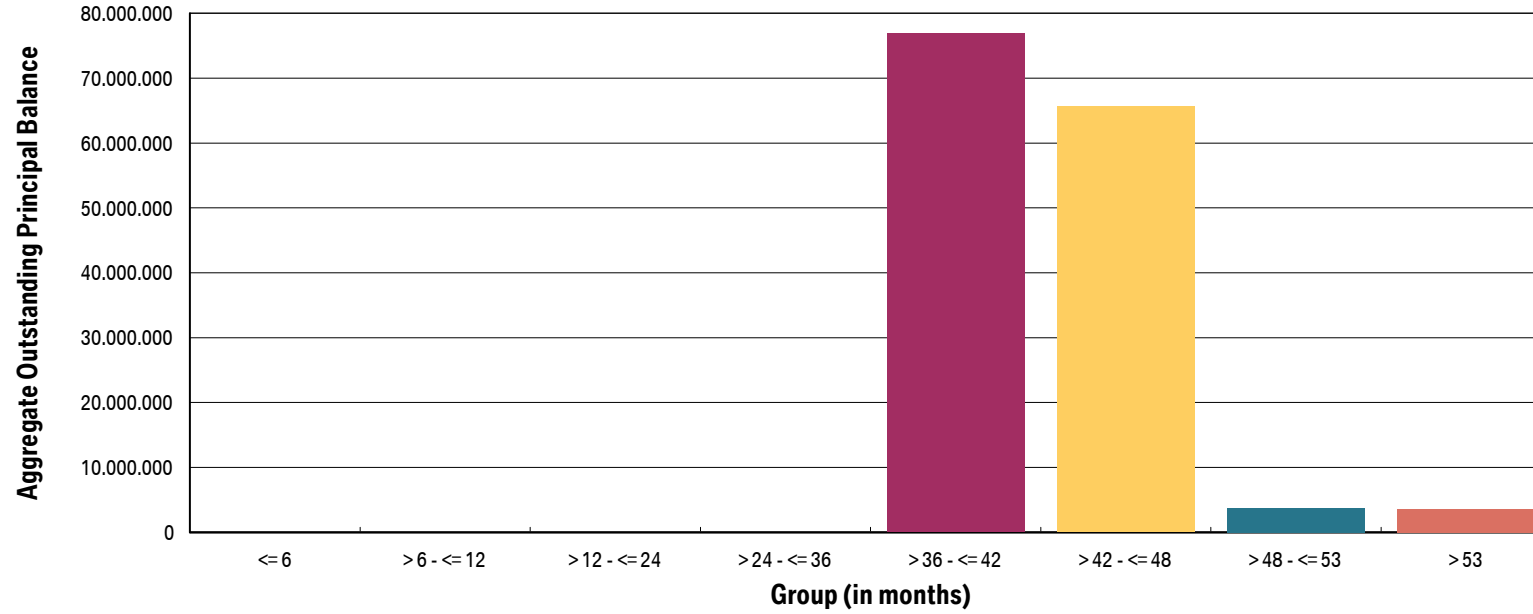
WA Seasoning (in months):	42.81
Min (in months):	39.00
Max (in months):	91.00



Compartment German Auto Loans 8
Monthly Investor Report

Reporting Date:	May 10, 2021
Payment Date:	May 20, 2021
Period No.:	36
Monthly Period:	Apr, 2021
Interest Period:	Apr 20, 2021 to May 20, 2021 = 30 days

19a. Seasoning (graph)



Compartment German Auto Loans 8
Monthly Investor Report

Reporting Date:	May 10, 2021
Payment Date:	May 20, 2021
Period No.:	36
Monthly Period:	Apr, 2021
Interest Period:	Apr 20, 2021 to May 20, 2021 = 30 days

20. Remaining Term

Initial Portfolio

Group (in months)	Aggregate Principal Balance (in EUR)	Aggregate Principal Balance (in % of total)	Number of Contracts	Number of Contracts (in % of total)
<= 6	16,053,540.58	1.49	1,460	2.60
> 6 - <= 12	28,451,320.08	2.65	2,297	4.10
> 12 - <= 24	130,153,234.30	12.10	9,416	16.79
> 24 - <= 36	462,331,005.88	43.00	23,661	42.20
> 36 - <= 42	142,815,618.83	13.28	7,056	12.58
> 42 - <= 48	72,965,238.70	6.79	3,327	5.93
> 48 - <= 53	91,317,767.33	8.49	3,738	6.67
> 53	131,212,185.01	12.20	5,116	9.12
Total	1,075,299,910.71	100.00	56,071	100.00

WA Remaining Term (in months):	35.12
Min (in months):	3.00
Max (in months):	60.00

Compartment German Auto Loans 8
Monthly Investor Report

Reporting Date:	May 10, 2021
Payment Date:	May 20, 2021
Period No.:	36
Monthly Period:	Apr, 2021
Interest Period:	Apr 20, 2021 to May 20, 2021 = 30 days

20. Remaining Term

Portfolio as of: Apr 30, 2021

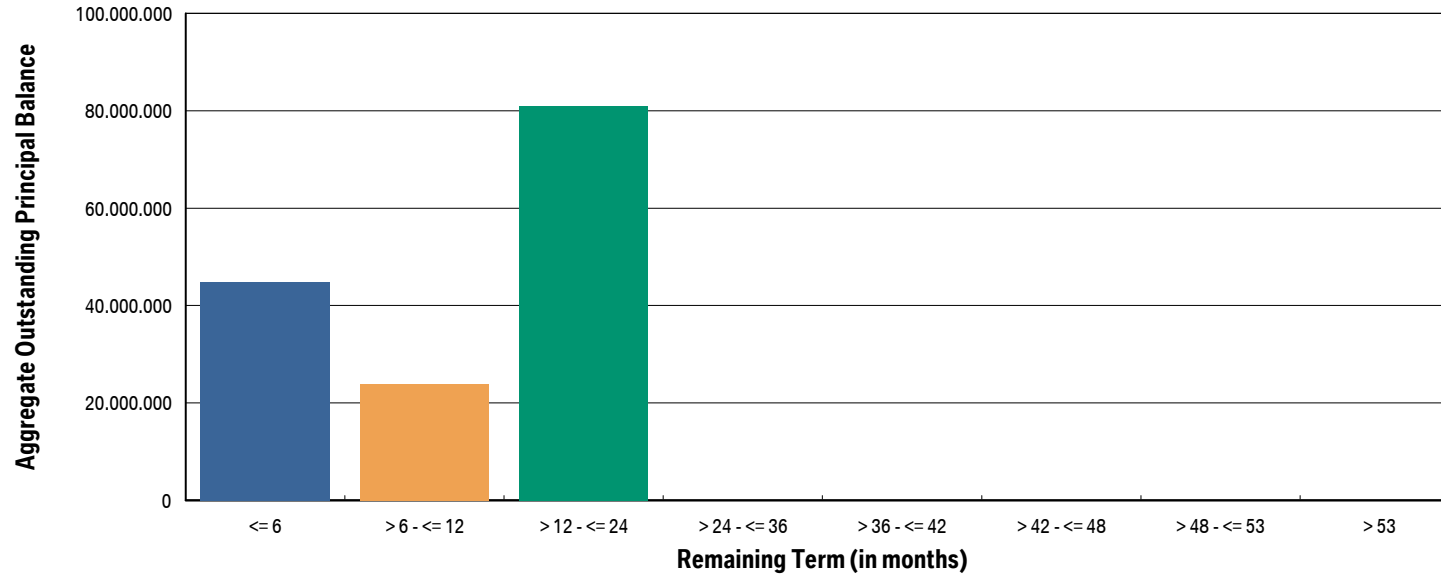
Group (in months)	Aggregate Outstanding Principal Balance (in EUR)	Aggregate Outstanding Principal Balance (in % of total)	Number of Contracts	Number of Contracts (in % of total)
<= 6	44,858,782.00	29.95	6,053	46.47
> 6 - <= 12	23,897,103.21	15.95	1,897	14.56
> 12 - <= 24	81,045,910.82	54.10	5,077	38.97
> 24 - <= 36	0.00	0.00	0	0.00
> 36 - <= 42	0.00	0.00	0	0.00
> 42 - <= 48	0.00	0.00	0	0.00
> 48 - <= 53	0.00	0.00	0	0.00
> 53	0.00	0.00	0	0.00
Total	149,801,796.03	100.00	13,027	100.00

WA Remaining Term (in months):	12.31
Min (in months):	0.00
Max (in months):	24.00

Compartment German Auto Loans 8
Monthly Investor Report

Reporting Date:	May 10, 2021
Payment Date:	May 20, 2021
Period No.:	36
Monthly Period:	Apr, 2021
Interest Period:	Apr 20, 2021 to May 20, 2021 = 30 days

20a. Remaining Term (graph)



Compartment German Auto Loans 8
Monthly Investor Report

Reporting Date:	May 10, 2021
Payment Date:	May 20, 2021
Period No.:	36
Monthly Period:	Apr, 2021
Interest Period:	Apr 20, 2021 to May 20, 2021 = 30 days

21. Original Term

Initial Portfolio

Group (in months)	Aggregate Principal Balance (in EUR)	Aggregate Principal Balance (in % of total)	Number of Contracts	Number of Contracts (in % of total)
<= 6	0.00	0.00	0	0.00
> 6 - <= 12	683,348.34	0.06	275	0.49
> 12 - <= 24	41,759,800.70	3.88	4,346	7.75
> 24 - <= 36	522,385,630.26	48.58	27,540	49.12
> 36 - <= 42	4,537,430.98	0.42	341	0.61
> 42 - <= 48	231,089,301.46	21.49	11,811	21.06
> 48 - <= 53	850,694.44	0.08	50	0.09
> 53	273,993,704.53	25.48	11,708	20.88
Total	1,075,299,910.71	100.00	56,071	100.00

WA Original Term (in months):	44.19
Min (in months):	7.00
Max (in months):	120.00

Compartment German Auto Loans 8
Monthly Investor Report

Reporting Date:	May 10, 2021
Payment Date:	May 20, 2021
Period No.:	36
Monthly Period:	Apr, 2021
Interest Period:	Apr 20, 2021 to May 20, 2021 = 30 days

21. Original Term

Portfolio as of: Apr 30, 2021

Group (in months)	Aggregate Outstanding Principal Balance (in EUR)	Aggregate Outstanding Principal Balance (in % of total)	Number of Contracts	Number of Contracts (in % of total)
<= 6	0.00	0.00	0	0.00
> 6 - <= 12	20.00	0.00	1	0.01
> 12 - <= 24	40,069.73	0.03	48	0.37
> 24 - <= 36	1,014,280.44	0.68	608	4.67
> 36 - <= 42	315,274.27	0.21	95	0.73
> 42 - <= 48	58,209,145.59	38.86	5,808	44.58
> 48 - <= 53	256,435.18	0.17	21	0.16
> 53	89,966,570.82	60.06	6,446	49.48
Total	149,801,796.03	100.00	13,027	100.00

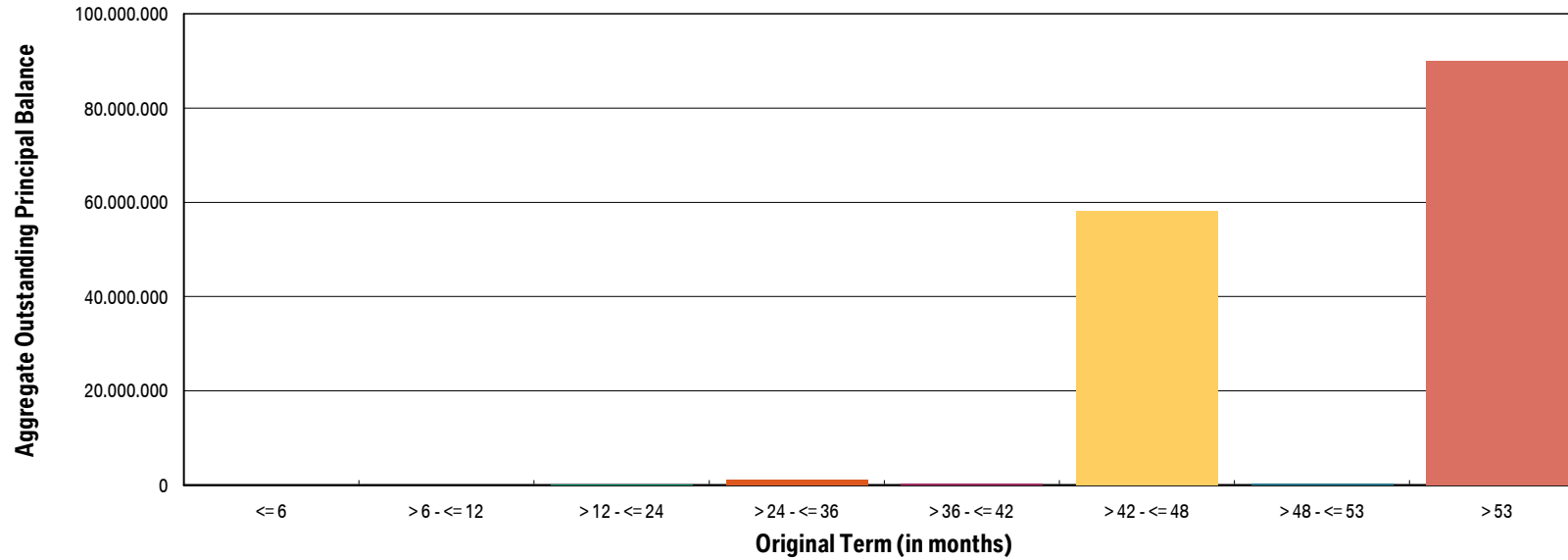
WA Original Term (in months):	55.09
Min (in months):	12.00
Max (in months):	90.00



Compartment German Auto Loans 8
Monthly Investor Report

Reporting Date:	May 10, 2021
Payment Date:	May 20, 2021
Period No.:	36
Monthly Period:	Apr, 2021
Interest Period:	Apr 20, 2021 to May 20, 2021 = 30 days

21a. Original Term (graph)



Compartment German Auto Loans 8
Monthly Investor Report

Reporting Date:	May 10, 2021
Payment Date:	May 20, 2021
Period No.:	36
Monthly Period:	Apr, 2021
Interest Period:	Apr 20, 2021 to May 20, 2021 = 30 days

22. Vehicle Class
Initial Portfolio

Group	Aggregate Principal Balance (in EUR)	Aggregate Principal Balance (in % of total)	Number of Contracts	Number of Contracts (in % of total)
BMW 1 Series	129,865,755.35	12.08	9,511	16.96
BMW 2 Series	103,347,732.66	9.61	4,514	8.05
BMW 3 Series	145,598,511.94	13.54	8,561	15.27
BMW 4 Series	69,614,986.52	6.47	2,164	3.86
BMW 5 Series	153,275,207.30	14.25	6,718	11.98
BMW 6 Series	12,574,532.89	1.17	332	0.59
BMW 7 Series	15,588,328.20	1.45	505	0.90
BMW X1 Series	78,758,412.40	7.32	4,211	7.51
BMW X3 Series	67,685,228.04	6.29	2,881	5.14
BMW X4 Series	19,330,655.27	1.80	547	0.98
BMW X5 Series	59,449,059.17	5.53	1,757	3.13
BMW X6 Series	19,564,213.22	1.82	477	0.85
BMW Z Series	6,510,679.28	0.61	382	0.68
BMW i Series	4,017,788.04	0.37	134	0.24
MINI	143,991,857.94	13.39	9,217	16.44
Non BMW Group Models (incl. Motorcycles)	24,654,365.38	2.29	1,725	3.08
Other BMW Group (incl. Motorcycles)	21,472,597.11	2.00	2,435	4.34
Total	1,075,299,910.71	100.00	56,071	100.00

Compartment German Auto Loans 8
Monthly Investor Report

Reporting Date:	May 10, 2021
Payment Date:	May 20, 2021
Period No.:	36
Monthly Period:	Apr, 2021
Interest Period:	Apr 20, 2021 to May 20, 2021 = 30 days

22. Vehicle Class

Portfolio as of: Apr 30, 2021

Group	Aggregate Outstanding Principal Balance (in EUR)	Aggregate Outstanding Principal Balance (in % of total)	Number of Contracts	Number of Contracts (in % of total)
BMW 1 Series	17,146,783.65	11.45	2,162	16.60
BMW 2 Series	14,014,465.99	9.36	1,007	7.73
BMW 3 Series	22,383,178.12	14.94	2,253	17.29
BMW 4 Series	10,496,514.91	7.01	563	4.32
BMW 5 Series	26,783,993.99	17.88	2,116	16.24
BMW 6 Series	1,904,263.91	1.27	77	0.59
BMW 7 Series	2,247,006.70	1.50	128	0.98
BMW X1 Series	11,097,126.07	7.41	964	7.40
BMW X3 Series	10,955,721.60	7.31	832	6.39
BMW X4 Series	2,640,884.00	1.76	132	1.01
BMW X5 Series	9,163,751.25	6.12	411	3.15
BMW X6 Series	2,590,306.03	1.73	98	0.75
BMW Z Series	765,081.84	0.51	73	0.56
BMWi Series	493,529.19	0.33	32	0.25
MINI	12,101,591.15	8.08	1,495	11.48
Non BMW Group Models (incl. Motorcycles)	4,053,475.44	2.71	473	3.63
Other BMW Group (incl. Motorcycles)	964,122.19	0.64	211	1.62
Total	149,801,796.03	100.00	13,027	100.00

Compartment German Auto Loans 8
Monthly Investor Report

Reporting Date:	May 10, 2021
Payment Date:	May 20, 2021
Period No.:	36
Monthly Period:	Apr, 2021
Interest Period:	Apr 20, 2021 to May 20, 2021 = 30 days

23. Payment Type

Initial Portfolio:

Group	Aggregate Principal Balance (in EUR)	Aggregate Principal Balance (in % of total)	Number of Contracts	Number of Contracts (in % of total)
Direct debit	1,072,959,034.30	99.78	55,958	99.80
Self payment	2,340,876.41	0.22	113	0.20
Total	1,075,299,910.71	100.00	56,071	100.00

Portfolio as of: Apr 30, 2021

Group	Aggregate Outstanding Principal Balance (in EUR)	Aggregate Outstanding Principal Balance (in % of total)	Number of Contracts	Number of Contracts (in % of total)
Direct debit	147,576,623.11	98.51	12,786	98.15
Self payment	2,225,172.92	1.49	241	1.85
Total	149,801,796.03	100.00	13,027	100.00



Compartment German Auto Loans 8
Monthly Investor Report

Reporting Date:	May 10, 2021
Payment Date:	May 20, 2021
Period No.:	36
Monthly Period:	Apr, 2021
Interest Period:	Apr 20, 2021 to May 20, 2021 = 30 days

24. Interest Rates

Weighted Average Nominal Interest Rate (in %)		
Aggregate Principal Balance (Initial)	1,075,299,910.71	3.20
Aggregate Outstanding Principal Balance	149,801,796.03	3.35

Compartment German Auto Loans 8
Monthly Investor Report

Reporting Date:	May 10, 2021
Payment Date:	May 20, 2021
Period No.:	36
Monthly Period:	Apr, 2021
Interest Period:	Apr 20, 2021 to May 20, 2021 = 30 days

25. Credit Type
Initial Portfolio

Credit Type	Aggregate Principal Balance (in EUR)	Aggregate Principal Balance (in % of total)	Number of Contracts	Number of Contracts (in % of total)
Balloon	1,065,386,634.83	99.08	54,435	97.08
Equal Instalment Loan	9,913,275.88	0.92	1,636	2.92
Total	1,075,299,910.71	100.00	56,071	100.00

Portfolio as of: Apr 30, 2021

Credit Type	Aggregate Outstanding Principal Balance (in EUR)	Aggregate Outstanding Principal Balance (in % of total)	Number of Contracts	Number of Contracts (in % of total)
Balloon	149,184,059.49	99.59	12,841	98.57
Equal Instalment Loan	617,736.54	0.41	186	1.43
Total	149,801,796.03	100.00	13,027	100.00

Compartment German Auto Loans 8

Monthly Investor Report

Reporting Date:	May 10, 2021
Payment Date:	May 20, 2021
Period No.:	36
Monthly Period:	Apr, 2021
Interest Period:	Apr 20, 2021 to May 20, 2021 = 30 days

26. Contracts Per Customer

Initial Portfolio

Group	Aggregate Principal Balance (in EUR)	Aggregate Principal Balance (in % of total)	Number of Contracts	Number of Contracts (in % of total)
1	1,021,847,444.53	95.03	53,818	95.98
2 - 4	44,933,659.05	4.18	1,879	3.35
5 - 7	2,469,885.89	0.23	109	0.19
8 - 10	879,227.35	0.08	45	0.08
> 10	5,169,693.89	0.48	220	0.39
Total	1,075,299,910.71	100.00	56,071	100.00

Portfolio as of: Apr 30, 2021

Group	Aggregate Outstanding Principal Balance (in EUR)	Aggregate Outstanding Principal Balance (in % of total)	Number of Contracts	Number of Contracts (in % of total)
1	148,038,039.00	98.82	12,895	98.99
2 - 4	1,763,757.03	1.18	132	1.01
5 - 7	0.00	0.00	0	0.00
8 - 10	0.00	0.00	0	0.00
> 10	0.00	0.00	0	0.00
Total	149,801,796.03	100.00	13,027	100.00

Compartment German Auto Loans 8
Monthly Investor Report

Reporting Date:	May 10, 2021
Payment Date:	May 20, 2021
Period No.:	36
Monthly Period:	Apr, 2021
Interest Period:	Apr 20, 2021 to May 20, 2021 = 30 days

27. Amortisation

Initial Portfolio

Period	Principal Balance (in EUR)
	1,075,299,910.71
1	1,061,357,489.07
2	1,047,376,391.98
3	1,028,976,630.62
4	1,011,847,734.98
5	994,587,130.43
6	977,587,209.07
7	960,632,551.19
8	943,395,454.14
9	926,963,774.36
10	910,101,977.23
11	892,419,263.73
12	873,954,514.11
13	855,587,954.26
14	836,259,321.26
15	815,300,347.63
16	796,093,347.75
17	776,144,845.96
18	755,946,281.31
19	735,816,698.97
20	715,114,886.44
21	696,423,052.91
22	680,012,992.58
23	661,963,242.23
24	644,189,851.85
25	627,229,357.25
26	609,753,422.74
27	564,757,889.20
28	525,428,885.48
29	483,696,257.65
30	440,605,305.95

Current Portfolio

Period	Principal Balance in EUR	Reduction in EUR
	149,801,796.03	
1	143,178,555.95	6,623,240.08
2	138,509,456.40	4,669,099.55
3	124,580,689.16	13,928,767.24
4	113,637,351.61	10,943,337.55
5	102,978,059.48	10,659,292.13
6	94,060,461.78	8,917,597.70
7	86,505,800.14	7,554,661.64
8	79,138,467.59	7,367,332.55
9	72,205,167.18	6,933,300.41
10	70,037,612.70	2,167,554.48
11	67,654,201.95	2,383,410.75
12	65,062,915.26	2,591,286.69
13	62,791,688.63	2,271,226.63
14	60,399,716.21	2,391,972.42
15	51,891,061.03	8,508,655.18
16	43,836,458.15	8,054,602.88
17	35,631,622.71	8,204,835.44
18	27,208,845.88	8,422,776.83
19	18,369,388.41	8,839,457.47
20	8,625,860.56	9,743,527.85
21	11,863.48	8,613,997.08
22	5,758.83	6,104.65
23	1,326.56	4,432.27
24	0.00	1,326.56
25	0.00	0.00
26	0.00	0.00
27	0.00	0.00
28	0.00	0.00
29	0.00	0.00
30	0.00	0.00

Compartment German Auto Loans 8
Monthly Investor Report

Reporting Date:	May 10, 2021
Payment Date:	May 20, 2021
Period No.:	36
Monthly Period:	Apr, 2021
Interest Period:	Apr 20, 2021 to May 20, 2021 = 30 days

27. Amortisation

Initial Portfolio

Period	Principal Balance (in EUR)
31	392,140,353.45
32	334,901,312.09
33	293,075,233.85
34	284,499,363.79
35	275,210,944.10
36	266,153,461.44
37	257,195,264.89
38	248,644,221.55
39	223,065,697.54
40	201,939,995.92
41	183,125,587.37
42	167,020,001.82
43	153,550,322.74
44	140,072,333.42
45	127,680,743.83
46	123,787,776.71
47	119,433,902.10
48	115,054,784.43
49	110,871,342.68
50	106,578,147.42
51	90,866,337.94
52	76,260,088.19
53	62,040,002.52
54	46,852,592.27
55	31,749,212.54
56	14,675,475.77
57	16,968.32
58	8,236.30
59	1,913.98
60	0.00

Current Portfolio

Period	Principal Balance in EUR	Reduction in EUR
31	0.00	0.00
32	0.00	0.00
33	0.00	0.00
34	0.00	0.00
35	0.00	0.00
36	0.00	0.00
37	0.00	0.00
38	0.00	0.00
39	0.00	0.00
40	0.00	0.00
41	0.00	0.00
42	0.00	0.00
43	0.00	0.00
44	0.00	0.00
45	0.00	0.00
46	0.00	0.00
47	0.00	0.00
48	0.00	0.00
49	0.00	0.00
50	0.00	0.00
51	0.00	0.00
52	0.00	0.00
53	0.00	0.00
54	0.00	0.00
55	0.00	0.00
56	0.00	0.00
57	0.00	0.00
58	0.00	0.00
59	0.00	0.00
60	0.00	0.00

Compartment German Auto Loans 8
Monthly Investor Report

Reporting Date:	May 10, 2021
Payment Date:	May 20, 2021
Period No.:	36
Monthly Period:	Apr, 2021
Interest Period:	Apr 20, 2021 to May 20, 2021 = 30 days

28. Priority of Payments

Priority of Payments*

Available Distribution Amount	+	14,616,965.09
Taxes	-	0.00
Trustee Payment	-	0.00
Senior Expenses	-	2,084.78
Swap Net Payment	-	8,853.13
Class A Interest	-	0.00
Class B Interest	-	62,747.49
Cash Reserve	-	5,380,000.00
Principal Class A	-	9,163,279.69
Principal Class B	-	0.00
Swap Termination Event	-	0.00
Subordinated Loan Interest	-	0.00
Subordinated Loan Principal	-	0.00
Seller	-	0.00

*all Amounts in EUR

Compartment German Auto Loans 8
Monthly Investor Report

Reporting Date:	May 10, 2021
Payment Date:	May 20, 2021
Period No.:	36
Monthly Period:	Apr, 2021
Interest Period:	Apr 20, 2021 to May 20, 2021 = 30 days

29. Transaction Costs

Cost Category (in EUR)	Class A	Class B	Subordinated Loan	Total
Senior Expenses				2,084.78
Interest accrued for the Period	0.00	62,747.49	3,124.88	65,872.37
Interest payments for the Period	0.00	62,747.49	0.00	62,747.49
Cumulative Interest Payments	292,400.00	2,300,829.15	0.00	2,593,229.15
Unpaid Interest for the Period	0.00	0.00	3,124.88	3,124.88
Cumulative Unpaid Interest	0.00	0.00	132,129.07	132,129.07

Compartment German Auto Loans 8
Monthly Investor Report

Reporting Date:	May 10, 2021
Payment Date:	May 20, 2021
Period No.:	36
Monthly Period:	Apr, 2021
Interest Period:	Apr 20, 2021 to May 20, 2021 = 30 days

30. Ratings

	Fitch	S&P	Moody's	DBRS
Notes - current ratings				
Class A	AAA	AAA	N/A	N/A
Class B	N/A	N/A	N/A	N/A

		Fitch	S&P	Moody's	DBRS	Trigger Breached	
Transaction Parties - current ratings							
	BMW AG	long term	N/A	A	A2	A high	no
		short term	N/A	A-1	P-1	N/A	no
Issuer Account Bank:	Bank of New York Mellon, Frankfurt Branch	long term	AA+	AA-	N/A	N/A	no
		short term	F1+	A-1+	N/A	N/A	no
Swap Provider:	Skandinaviska Enskilda Banken AB (publ)	long term	AA+	A+	N/A	N/A	no
		short term	F1+	A-1	N/A	N/A	no
Calculation Agent:	Bank of New York Mellon, London Branch	long term	AA	AA-	N/A	N/A	no
		short term	F1+	A-1+	N/A	N/A	no
Trustee:	BNY Mellon Corporate Trustee Services Limited	long term	AA	AA-	N/A	N/A	no
		short term	F1+	A-1+	N/A	N/A	no

		Fitch	S&P	Moody's	DBRS
Transaction Parties - required ratings					
	BMW AG	long term	A	N/A	N/A
		short term	F1	N/A	N/A
Issuer Account Bank:	Bank of New York Mellon, Frankfurt Branch	long term	A	A+	N/A
		short term	F1	A-1	N/A
Swap Provider:	Skandinaviska Enskilda Banken AB (publ)	long term	A	A+	N/A
		short term	F1	A-1	N/A

Compartment German Auto Loans 8
Monthly Investor Report

Reporting Date:	May 10, 2021
Payment Date:	May 20, 2021
Period No.:	36
Monthly Period:	Apr, 2021
Interest Period:	Apr 20, 2021 to May 20, 2021 = 30 days

31. Swap Counterparty Data

Swap Counterparty Data	
Swap counterparty provider	Skandinaviska Enskilda Banken AB (publ)
Swap termination event	No

Swap Data	
Swap type	Fixed floating interest rate swap
Notional amount (in EUR)	34,832,010.89
Fixed rate (in %)	-0.2480
Floating rate (Euribor in %)	-0.5530
Net swap payments (in EUR) (- from SPV / + to SPV)	-8,853.13