



Bavarian Sky S.A., Compartment German Auto Loans 8

Monthly Investor Report - February 2021

**BMW
GROUP**



Rolls-Royce
Motor Cars Limited

Compartment German Auto Loans 8

Monthly Investor Report

BMW
GROUP



Rolls-Royce
Motor Cars Limited

Reporting Date	Mar 11, 2021
Payment Date	Mar 22, 2021
Period No	34
Monthly Period	Feb 28, 2021
Interest Period	From Feb 22, 2021 to Mar 22, 2021 = 28 days

Index

1. Contact Information
2. Reporting Contact Details
3. Counterparty History
4. Overview Dates
5. Portfolio Information
6. Reserves
7. Performance Data
8. Defaulted Amount & Recovery Amount
9. Defaulted Amount & Recovery Amount - Loan Level Data
10. Outstanding Note Balance
11. Original Principal Balance
12. Aggregate Principal Balance
13. Aggregate Outstanding Principal Balance
14. Down Payments
15. Borrower Concentration
16. Geographical Distribution
17. Car Type & Customer Group
18. Delinquencies
19. Seasoning
20. Remaining Term
21. Original Term
22. Vehicle Class
23. Payment Type
24. Interest Rates
25. Credit Type
26. Contracts per Customer
27. Amortisation
28. Priority of Payments
29. Transaction Costs
30. Ratings
31. Swap Counterparty Data

Compartment German Auto Loans 8
Monthly Investor Report

BMW
GROUP



Rolls-Royce
Motor Cars Limited

Reporting Date	Mar 11, 2021
Payment Date	Mar 22, 2021
Period No	34
Monthly Period	Feb 28, 2021
Interest Period	From Feb 22, 2021 to Mar 22, 2021 = 28 days

1. Contact Information

Transaction Parties

Issuer: **Bavarian Sky S.A.**
Acting in respect of its Compartment German Auto Loans 8
287-289 route d'Arlon
L-1150 Luxembourg
Luxembourg
Attn.: The Directors
BavarianSky@intertrustgroup.com
+352 26 4491

Corporate Administrator: **Intertrust (Luxembourg) S.à r.l.**
6, Rue Eugène Ruppert
L-2453 Luxembourg
Luxembourg
Attn.: BUO - Capital Markets
LU-BavarianSky@intertrustgroup.com
+352 26 44 91

Originator/Servicer: **BMW Bank GmbH**
Lilienthalallee 26
80939 Munich
Germany
Attn.: ABS Servicing Team
abs.bmwgroup@bmw.de

Compartment German Auto Loans 8
Monthly Investor Report

BMW
GROUP



Rolls-Royce
Motor Cars Limited

Reporting Date	Mar 11, 2021
Payment Date	Mar 22, 2021
Period No	34
Monthly Period	Feb 28, 2021
Interest Period	From Feb 22, 2021 to Mar 22, 2021 = 28 days

1. Contact Information

Transaction Parties

Calculation Agent/Paying Agent/

Bank of New York Mellon, London Branch

One Canada Square
E14 5AL London
United Kingdom
Attn.: Corporate Trust Administration
BNYM.Structured.Finance.Team.8@bnymellon.com

Trustee:

BNY Mellon Corporate Trustee Services Limited

One Canada Square
E14 5AL London
United Kingdom
Attn.: Corporate Trust Administration
BNYM.Structured.Finance.Team.2@bnymellon.com

Issuer Account Bank:

Bank of New York Mellon, Frankfurt Branch

Friedrich-Ebert-Anlage 49, Messeturm
60327 Frankfurt am Main
Germany
Attn.: Corporate Trust Administrator
BNYM.Structured.Finance.Team.8@bnymellon.com

Compartment German Auto Loans 8

Monthly Investor Report

BMW GROUP



Rolls-Royce
Motor Cars Limited

Reporting Date	Mar 11, 2021
Payment Date	Mar 22, 2021
Period No	34
Monthly Period	Feb 28, 2021
Interest Period	From Feb 22, 2021 to Mar 22, 2021 = 28 days

1. Contact Information

Transaction Parties

Data Trustee:

Bank of New York Mellon, Frankfurt Branch
Friedrich-Ebert-Anlage 46, Messeturm
60327 Frankfurt am Main
Germany
Attn.: Corporate Trust Administration
BNYM.Structured.Finance.Team.8@bnymellon.com

Swap Counterparty:

Skandinaviska Enskilda Banken AB (publ)
Kungsträdgårdsgatan 8
SE-106 40 Stockholm
Sweden
docunit@seb.se

Rating Agencies:

Fitch Ratings Ltd
30 North Colonnade, Canary Wharf
E14 5GN London
United Kingdom
ABSsurveillance@fitchratings.com

Standard & Poor's Credit Market Services Europe Limited
20 Canada Square, Canary Wharf
E14 5LH London
United Kingdom
StructuredFinanceEurope@spglobal.com

Compartment German Auto Loans 8
Monthly Investor Report

BMW
GROUP



Rolls-Royce
Motor Cars Limited

Reporting Date	Mar 11, 2021
Payment Date	Mar 22, 2021
Period No	34
Monthly Period	Feb 28, 2021
Interest Period	From Feb 22, 2021 to Mar 22, 2021 = 28 days

2. Reporting Contact Details

Contact for Servicer Report (Portfolio related information in Investor Report)

Contact for Investor Reporting:

BMW Bank GmbH

Lilienthalallee 26
80939 Munich
Germany
Attn.: ABS Servicing Team
abs.bmwgroup@bmw.de

Calculation Agent:

Bank of New York Mellon, London Branch

One Canada Square
E14 5AL London
United Kingdom
Attn. Corporate Trust Administration
BNYM.Structured.Finance.Team.8@bnymellon.com

Compartment German Auto Loans 8
Monthly Investor Report

BMW
GROUP



Rolls-Royce
Motor Cars Limited

Reporting Date	Mar 11, 2021
Payment Date	Mar 22, 2021
Period No	34
Monthly Period	Feb 28, 2021
Interest Period	From Feb 22, 2021 to Mar 22, 2021 = 28 days

3. Counterparty History

Replacement Party to be added if applicable

Compartment German Auto Loans 8
Monthly Investor Report



Rolls-Royce
 Motor Cars Limited

Reporting Date	Mar 11, 2021			
Payment Date	Mar 22, 2021			
Period No	34			
Monthly Period	Feb 28, 2021			
Interest Period	From	Feb 22, 2021	to	Mar 22, 2021 = 28 days

4. Overview Dates

Initial Cut-Off Date:	30/04/2018		
Issue Date:	01/05/2018	Legal Maturity Date:	20/06/2025
Reporting Date	11/03/2021		
Investor Reporting Date	18/03/2021		
Interest Determination Date	18/02/2021		
Reporting Frequency:	monthly		
Monthly Period No. (since Issue Date):	34	(since Issue Date)	
Payment Date:	22/03/2021		
Next Payment Date	20/04/2021		
Monthly Period:	01/02/2021	until	28/02/2021

Compartment German Auto Loans 8
Monthly Investor Report



Rolls-Royce
Motor Cars Limited

Reporting Date	Mar 11, 2021		
Payment Date	Mar 22, 2021		
Period No	34		
Monthly Period	Feb 28, 2021		
Interest Period	From	Feb 22, 2021	to Mar 22, 2021 = 28 days

5. Portfolio Information

	current period	prior period
Outstanding receivables in EUR	Aggregate outstanding principal balance	Aggregate outstanding principal balance
Beginning of period in EUR	179,126,568.67	207,518,231.83
Scheduled principal payments in EUR	7,110,932.81	24,877,459.94
Prepayment* principal in EUR	2,843,793.05	2,868,084.99
Prepayments* number of contracts	202	195
Repurchases* principal in EUR	486,290.03	550,996.01
Repurchases* number of contracts	29	34
Total principal collections in EUR	10,441,015.89	28,296,540.94
Total interest collections in EUR	482,889.94	547,662.47
Defaulted Amounts in EUR	355,197.51	282,362.66
Recoveries in EUR	114,725.54	187,240.44
Late Recoveries in EUR	25,529.07	24,742.36
End of Period in EUR	168,445,080.81	179,126,568.67
Current prepayment rate (annualised) in %	18.13	17.30

* Prepayments are defined as all contracts that are early settled by the borrower and repurchases are defined as all contracts that are repurchased due to modification of contract.

Compartment German Auto Loans 8
Monthly Investor Report



Rolls-Royce
Motor Cars Limited

Reporting Date	Mar 11, 2021				
Payment Date	Mar 22, 2021				
Period No	34				
Monthly Period	Feb 28, 2021				
Interest Period	From	Feb 22, 2021	to	Mar 22, 2021	= 28 days

6. Reserves

Aggregate outstanding notes balance

Initial outstanding notes balance in EUR 1,075,300,000.00

Cash Reserve	in EUR
Outstanding cash reserve beginning of period	5,380,000.00
Interest on cash reserve - previous period	0.00
Required cash reserve	5,380,000.00
Outstanding cash reserve end of period	5,380,000.00

Triggers*								
Reserves	Current ratio	Trigger	Required Rating BMW AG				Trigger Breach	
			Fitch	S&P	Moody's	DBRS		
Commingling Reserve			Long Term	A	N/A	N/A	N/A	no
			Short Term	F1	N/A	N/A	N/A	no

* Breach of one of these triggers in conjunction with any other event as set out in the Servicing Agreement and/or the Receivables Purchase Agreement will oblige BMW Bank GmbH to post additional cash collateral. The Reserves will be adjusted on a monthly basis and shall be deposited in the Issuer Account and exclusively reserved to cover risks.

Commingling Reserve	in EUR
Outstanding Commingling Reserve end of period	0.00

Set-Off Risk (current ratio): 0,01%

Compartment German Auto Loans 8
Monthly Investor Report



Rolls-Royce
 Motor Cars Limited

Reporting Date	Mar 11, 2021		
Payment Date	Mar 22, 2021		
Period No	34		
Monthly Period	Feb 28, 2021		
Interest Period	From	Feb 22, 2021	to Mar 22, 2021 = 28 days

7. Performance Data

Aggregate outstanding notes balance

Beginning of period (in EUR)	131,116,415.91
End of period (in EUR)	120,244,923.30

Ratios		
31- 60 days past due	(in EUR)	(in %)
31- 60 days past due period before previous period	1,279,035.80	0.62
31- 60 days past due previous period	1,159,543.77	0.65
31- 60 days past due current period	1,131,727.12	0.67
61- 90 days past due	(in EUR)	(in %)
61- 90 days past due period before previous period	454,116.89	0.22
61- 90 days past due previous period	582,343.27	0.33
61- 90 days past due current period	425,503.02	0.25
Cumulative net loss ratio	Current ratio	
Cumulative net loss ratio (in %)	0.44	

Compartment German Auto Loans 8
Monthly Investor Report



Rolls-Royce
 Motor Cars Limited

Reporting Date	Mar 11, 2021			
Payment Date	Mar 22, 2021			
Period No	34			
Monthly Period	Feb 28, 2021			
Interest Period	From	Feb 22, 2021	to	Mar 22, 2021 = 28 days

7. Performance Data

Performance data	
Number of contracts being 31 - 60 days delinquent	70
Number of contracts being 61 - 90 days delinquent	30
Balance of contracts being 31 - 60 days delinquent (in EUR)	1,131,727.12
Balance of contracts being 61 - 90 days delinquent (in EUR)	425,503.02
Defaulted amounts (in EUR)	355,197.51
Cumulative defaulted amounts (in EUR)	9,467,915.51
Recoveries (in EUR)	114,725.54
Cumulative recoveries (in EUR)	4,779,924.60

Compartment German Auto Loans 8
Monthly Investor Report



Rolls-Royce
Motor Cars Limited

Reporting Date	Mar 11, 2021			
Payment Date	Mar 22, 2021			
Period No	34			
Monthly Period	Feb 28, 2021			
Interest Period	From	Feb 22, 2021	to	Mar 22, 2021 = 28 days

8. Defaulted Amount & Recovery Amount

(as at end of Monthly Period)

Collection Period	No. of Defaulted Agreements in Collection Period	Defaulted Amount in Collection Period (in EUR)	Cumulative Defaulted Amount since Initial Cut-Off Date (in EUR)	Cumulative Amount of Purchased Receivables (in EUR)	Cumulative Default Ratio (in %)	Recovery Amount in Collection Period (in EUR)	Cumulative Recoveries since Initial Cut-Off Date (in EUR)	Cumulative Net Losses (in EUR)	Cumulative Net Loss Ratio (in %)
Apr - 18	0	n/a	n/a	1,075,299,910.71	n/a	n/a	n/a	n/a	n/a
May - 18	5	29.93	29.93	1,075,299,910.71	0.00	0.00	0.00	29.93	0.00
June - 18	10	58.65	88.58	1,075,299,910.71	0.00	0.00	0.00	88.58	0.00
July - 18	20	43,550.19	43,638.77	1,075,299,910.71	0.00	31,120.50	31,120.50	12,518.27	0.00
Aug - 18	21	52,335.52	95,974.29	1,075,299,910.71	0.01	43,026.13	74,146.63	21,827.66	0.00
Sept - 18	10	144,020.39	239,994.68	1,075,299,910.71	0.02	101,063.56	175,210.19	64,784.49	0.01
Oct - 18	18	265,575.90	505,570.58	1,075,299,910.71	0.05	170,175.25	345,385.44	160,185.14	0.01
Nov - 18	23	274,156.35	779,726.93	1,075,299,910.71	0.07	182,720.89	528,106.33	251,620.60	0.02
Dec - 18	15	183,031.54	962,758.47	1,075,299,910.71	0.09	118,416.24	646,522.57	316,235.90	0.03
Jan - 19	31	205,947.54	1,168,706.01	1,075,299,910.71	0.11	121,636.11	768,158.68	400,547.33	0.04
Feb - 19	34	277,525.24	1,446,231.25	1,075,299,910.71	0.13	104,047.73	872,206.41	574,024.84	0.05
Mar - 19	25	249,275.97	1,695,507.22	1,075,299,910.71	0.16	104,890.70	977,097.11	718,410.11	0.07
Apr - 19	36	381,440.83	2,076,948.05	1,075,299,910.71	0.19	223,327.99	1,200,425.10	876,522.95	0.08
May - 19	33	483,294.57	2,560,242.62	1,075,299,910.71	0.24	190,980.91	1,391,406.01	1,168,836.61	0.11
June - 19	46	690,066.43	3,250,309.05	1,075,299,910.71	0.30	312,483.34	1,703,889.35	1,546,419.70	0.14
July - 19	35	225,132.76	3,475,441.81	1,075,299,910.71	0.32	106,480.42	1,810,369.77	1,665,072.04	0.15
Aug - 19	24	155,658.28	3,631,100.09	1,075,299,910.71	0.34	107,172.62	1,917,542.39	1,713,557.70	0.16
Sept - 19	37	549,608.05	4,180,708.14	1,075,299,910.71	0.39	155,254.75	2,072,797.14	2,107,911.00	0.20
Oct - 19	34	587,989.99	4,768,698.13	1,075,299,910.71	0.44	320,188.83	2,392,985.97	2,375,712.16	0.22
Nov - 19	30	331,494.05	5,100,192.18	1,075,299,910.71	0.47	161,968.74	2,554,954.71	2,545,237.47	0.24
Dec - 19	33	263,988.22	5,364,180.40	1,075,299,910.71	0.50	88,794.24	2,643,748.95	2,720,431.45	0.25
Jan - 20	30	700,424.98	6,064,605.38	1,075,299,910.71	0.56	456,246.84	3,099,995.79	2,964,609.59	0.28
Feb - 20	31	368,735.36	6,433,340.74	1,075,299,910.71	0.60	152,175.27	3,252,171.06	3,181,169.68	0.30
Mar - 20	21	211,926.49	6,645,267.23	1,075,299,910.71	0.62	145,671.01	3,397,842.07	3,247,425.16	0.30
Apr - 20	18	274,370.06	6,919,637.29	1,075,299,910.71	0.64	135,356.64	3,533,198.71	3,386,438.58	0.31
May - 20	13	72,885.20	6,992,522.49	1,075,299,910.71	0.65	13,901.21	3,547,099.92	3,445,422.57	0.32
June - 20	28	460,445.24	7,452,967.73	1,075,299,910.71	0.69	243,880.55	3,790,980.47	3,661,987.26	0.34
July - 20	29	234,423.59	7,687,391.32	1,075,299,910.71	0.71	80,782.35	3,871,762.82	3,815,628.50	0.35
Aug - 20	27	264,284.68	7,951,676.00	1,075,299,910.71	0.74	116,366.87	3,988,129.69	3,963,546.31	0.37
Sept - 20	35	169,912.67	8,121,588.67	1,075,299,910.71	0.76	111,543.47	4,099,673.16	4,021,915.51	0.37

Compartment German Auto Loans 8
Monthly Investor Report



Rolls-Royce
Motor Cars Limited

Reporting Date	Mar 11, 2021				
Payment Date	Mar 22, 2021				
Period No	34				
Monthly Period	Feb 28, 2021				
Interest Period	From	Feb 22, 2021	to	Mar 22, 2021	= 28 days

8. Defaulted Amount & Recovery Amount

(as at end of Monthly Period)

Collection Period	No. of Defaulted Agreements in Collection Period	Defaulted Amount in Collection Period (in EUR)	Cumulative Defaulted Amount since Initial Cut-Off Date (in EUR)	Cumulative Amount of Purchased Receivables (in EUR)	Cumulative Default Ratio (in %)	Recovery Amount in Collection Period (in EUR)	Cumulative Recoveries since Initial Cut-Off Date (in EUR)	Cumulative Net Losses (in EUR)	Cumulative Net Loss Ratio (in %)
Oct - 20	31	312,247.03	8,433,835.70	1,075,299,910.71	0.78	158,969.85	4,258,643.01	4,175,192.69	0.39
Nov - 20	19	176,221.16	8,610,056.86	1,075,299,910.71	0.80	112,298.78	4,370,941.79	4,239,115.07	0.39
Dec - 20	24	220,298.48	8,830,355.34	1,075,299,910.71	0.82	107,016.83	4,477,958.62	4,352,396.72	0.40
Jan - 21	29	282,362.66	9,112,718.00	1,075,299,910.71	0.85	187,240.44	4,665,199.06	4,447,518.94	0.41
Feb - 21	23	355,197.51	9,467,915.51	1,075,299,910.71	0.88	114,725.54	4,779,924.60	4,687,990.91	0.44

Compartment German Auto Loans 8
Monthly Investor Report



Rolls-Royce
Motor Cars Limited

Reporting Date	Mar 11, 2021			
Payment Date	Mar 22, 2021			
Period No	34			
Monthly Period	Feb 28, 2021			
Interest Period	From	Feb 22, 2021	to	Mar 22, 2021 = 28 days

9. Defaulted Amount & Recovery Amount - Loan Level Data*

	Month / Year of Default	Month / Year of Loan Origination	Principal Balance (Initial in EUR)	Principal Balance of Loan at Default (in EUR)	Recovery Total (in EUR)	Principal Balance End of Period (in EUR)	Object Type (new / used)	Vehicle Series	Customer Type (private / commercial)	Out of Deal (Month / Year)
1	July - 18	Oct - 17	43,915.53	43,448.47	29,744.58	13,703.89	Used	6 Series	Commercial	
2	Aug - 18	Sept - 17	32,607.38	32,607.38	32,607.38	0.00	New	MINI	Private	
3	Sept - 18	Aug - 17	25,285.96	24,850.40	21,445.80	3,404.60	Used	4 Series	Private	
4	Sept - 18	Apr - 17	8,810.96	8,554.46	6,197.42	2,357.04	Used	3 Series	Private	
5	Sept - 18	Jan - 18	34,985.52	34,985.52	24,188.16	10,797.36	New	X3 Series	Private	
6	Oct - 18	Dec - 17	52,699.94	23,750.78	-17.57	23,768.35	New	X6 Series	Commercial	
7	Oct - 18	Aug - 14	15,395.68	15,151.54	15,151.54	0.00	Used	X5 Series	Private	
8	Oct - 18	Dec - 17	33,454.33	32,867.89	25,768.57	7,099.32	New	MINI	Private	
9	Oct - 18	Nov - 17	9,417.90	9,217.91	4,629.27	4,588.64	New	Other BMW Group	Commercial	
10	Oct - 18	Apr - 17	21,174.10	4,844.74	-62.75	4,907.49	Used	Non BMW Group (incl. Motorcycles)	Commercial	
11	Oct - 18	Sept - 17	69,895.20	67,797.97	60,365.11	7,432.86	New	X6 Series	Private	
12	Nov - 18	Dec - 17	2,718.02	2,474.07	2,474.07	0.00	Used	Non BMW Group (incl. Motorcycles)	Commercial	
13	Nov - 18	Dec - 16	33,838.24	31,122.49	21,699.71	9,422.78	Used	7 Series	Commercial	
14	Nov - 18	Nov - 17	40,798.71	40,559.21	20,016.61	20,542.60	New	4 Series	Commercial	
15	Nov - 18	Oct - 17	5,993.85	2,881.48	5.82	2,875.66	Used	3 Series	Commercial	
16	Nov - 18	Dec - 17	52,699.94	22,768.53	-182.67	23,005.36	New	X6 Series	Commercial	
17	Nov - 18	July - 16	13,691.59	13,042.16	7,722.10	5,320.06	Used	X1 Series	Private	
18	Nov - 18	June - 17	4,279.25	3,969.33	3,969.33	0.00	Used	Other BMW Group	Private	
19	Nov - 18	Dec - 17	74,534.70	72,521.39	61,647.91	10,873.48	Used	X5 Series	Commercial	
20	Dec - 18	Oct - 17	12,808.51	4,321.50	-107.40	4,443.77	Used	3 Series	Commercial	
21	Dec - 18	July - 17	20,400.51	20,394.58	20,448.26	0.00	Used	X3 Series	Private	
22	Dec - 18	Nov - 17	24,815.15	22,648.77	19,077.07	3,571.70	Used	5 Series	Private	
23	Dec - 18	July - 17	49,294.69	45,264.48	34,249.17	11,015.31	New	5 Series	Commercial	
24	Dec - 18	Aug - 15	19,148.62	18,468.44	10,566.12	7,902.32	New	1 Series	Private	
25	Jan - 19	Jan - 18	29,164.31	28,068.84	16,915.16	11,153.68	New	MINI	Commercial	
26	Jan - 19	Nov - 17	21,537.41	21,267.60	4,430.43	16,837.17	Used	X6 Series	Commercial	
27	Jan - 19	Sept - 17	26,011.75	25,489.99	25,489.99	0.00	Used	X3 Series	Private	
28	Jan - 19	Jan - 18	34,106.54	32,890.97	25,381.60	7,616.20	New	5 Series	Private	
29	Jan - 19	Sept - 17	26,945.21	26,413.21	15,848.80	10,564.41	New	2 Series	Private	
30	Jan - 19	Nov - 17	24,831.66	23,445.68	10,385.46	13,060.22	Used	X5 Series	Commercial	
31	Jan - 19	Oct - 16	35,538.50	15,832.12	-116.15	15,956.95	New	5 Series	Commercial	
32	Jan - 19	Apr - 16	6,321.61	4,670.72	4,670.72	0.00	Used	5 Series	Private	
33	Jan - 19	Mar - 17	4,342.83	2,383.35	-53.04	2,436.39	Used	Non BMW Group (incl. Motorcycles)	Commercial	
34	Feb - 19	Oct - 17	15,038.23	14,501.12	8,463.94	6,169.10	Used	Non BMW Group (incl. Motorcycles)	Commercial	
35	Feb - 19	July - 17	66,092.21	64,146.60	42,103.92	22,042.68	New	X6 Series	Commercial	
36	Feb - 19	Oct - 17	17,137.62	15,741.59	12,098.62	3,642.97	Used	Non BMW Group (incl. Motorcycles)	Private	

Compartment German Auto Loans 8

Monthly Investor Report



Rolls-Royce
Motor Cars Limited

Reporting Date	Mar 11, 2021		
Payment Date	Mar 22, 2021		
Period No	34		
Monthly Period	Feb 28, 2021		
Interest Period	From	Feb 22, 2021	to Mar 22, 2021 = 28 days

9. Defaulted Amount & Recovery Amount - Loan Level Data*

	Month / Year of Default	Month / Year of Loan Origination	Principal Balance (Initial in EUR)	Principal Balance of Loan at Default (in EUR)	Recovery Total (in EUR)	Principal Balance End of Period (in EUR)	Object Type (new / used)	Vehicle Series	Customer Type (private / commercial)	Out of Deal (Month / Year)
37	Feb - 19	Sept - 14	27,054.94	26,463.99	3,415.63	23,048.36	Used	X6 Series	Commercial	
38	Feb - 19	Oct - 17	5,306.15	4,036.93	4,013.19	42.05	Used	MINI	Commercial	
39	Feb - 19	Sept - 17	38,315.80	37,634.78	29,884.26	7,823.87	New	3 Series	Private	
40	Feb - 19	Sept - 17	65,515.63	28,738.61	1,664.90	27,073.71	New	4 Series	Commercial	
41	Feb - 19	Nov - 15	7,086.09	1,909.55	1,247.81	661.74	New	Non BMW Group (incl. Motorcycles)	Commercial	
42	Feb - 19	Aug - 17	13,584.67	3,543.34	-54.83	3,598.17	Used	1 Series	Commercial	
43	Feb - 19	Dec - 17	22,907.10	5,955.21	-264.40	6,219.61	Used	X6 Series	Commercial	
44	Mar - 19	Feb - 16	14,013.24	11,958.63	11,958.63	0.00	New	MINI	Private	
45	Mar - 19	Jan - 18	20,114.47	18,344.34	15,544.52	2,799.82	Used	MINI	Private	
46	Mar - 19	Dec - 13	9,304.87	9,131.41	0.00	9,131.41	Used	Non BMW Group (incl. Motorcycles)	Commercial	
47	Mar - 19	Dec - 15	38,780.42	36,848.09	20,137.81	16,710.28	New	X3 Series	Private	
48	Mar - 19	May - 17	31,119.99	29,121.85	18,797.82	10,545.14	Used	1 Series	Commercial	
49	Mar - 19	Aug - 17	14,140.24	6,306.65	-62.13	6,368.78	Used	MINI	Commercial	
50	Mar - 19	Aug - 15	9,241.28	8,669.95	8,669.95	0.00	Used	Non BMW Group (incl. Motorcycles)	Private	
51	Mar - 19	Aug - 14	7,407.58	3,279.17	3,279.17	0.00	Used	1 Series	Private	
52	Mar - 19	Aug - 15	17,271.78	16,174.28	7,492.64	8,681.64	Used	X3 Series	Commercial	
53	Mar - 19	July - 17	7,182.53	7,023.41	0.00	7,023.41	Used	MINI	Commercial	
54	Mar - 19	Nov - 15	5,988.07	5,101.70	5,101.70	0.00	Used	3 Series	Private	
55	Mar - 19	May - 17	6,412.50	3,342.38	3,342.38	0.00	Used	X5 Series	Commercial	
56	Apr - 19	Oct - 17	28,629.08	27,686.85	25,064.33	2,622.52	New	2 Series	Private	
57	Apr - 19	Oct - 17	94,554.07	84,608.34	40,791.56	43,816.78	New	7 Series	Private	
58	Apr - 19	Apr - 14	6,535.23	6,057.63	132.27	5,925.36	Used	5 Series	Private	
59	Apr - 19	Nov - 15	23,851.35	14,762.26	0.00	14,762.26	New	4 Series	Commercial	
60	Apr - 19	July - 17	16,237.61	7,386.56	-295.01	7,681.57	Used	1 Series	Commercial	
61	Apr - 19	Mar - 17	25,115.16	23,671.67	23,671.67	0.00	New	3 Series	Private	
62	Apr - 19	Sept - 13	19,657.13	17,978.51	3,792.78	14,185.73	Used	X6 Series	Commercial	
63	May - 19	Oct - 15	11,559.89	8,919.56	8,919.56	0.00	Used	Non BMW Group (incl. Motorcycles)	Commercial	
64	May - 19	Oct - 13	26,561.15	23,941.10	0.00	23,941.10	New	5 Series	Commercial	
65	May - 19	Jan - 18	51,931.76	48,663.20	34,313.09	14,350.11	New	X5 Series	Commercial	
66	May - 19	Sept - 16	12,129.70	11,741.83	7,522.00	4,219.83	Used	1 Series	Private	
67	May - 19	June - 16	15,141.87	14,109.61	-863.10	14,972.71	Used	1 Series	Private	
68	May - 19	Dec - 17	39,471.78	36,067.89	21,175.86	14,892.03	Used	3 Series	Commercial	
69	May - 19	Nov - 17	15,571.04	15,093.98	1,684.50	13,409.48	Used	1 Series	Private	
70	May - 19	July - 17	13,773.81	13,229.33	9,195.14	4,034.19	Used	MINI	Private	
71	May - 19	Dec - 17	19,676.21	17,988.78	7,982.58	10,006.20	Used	MINI	Commercial	
72	May - 19	Dec - 16	33,327.60	31,081.71	20,001.92	11,079.79	New	X1 Series	Commercial	

Compartment German Auto Loans 8
Monthly Investor Report



Rolls-Royce
Motor Cars Limited

Reporting Date	Mar 11, 2021		
Payment Date	Mar 22, 2021		
Period No	34		
Monthly Period	Feb 28, 2021		
Interest Period	From	Feb 22, 2021	to Mar 22, 2021 = 28 days

9. Defaulted Amount & Recovery Amount - Loan Level Data*

	Month / Year of Default	Month / Year of Loan Origination	Principal Balance (Initial in EUR)	Principal Balance of Loan at Default (in EUR)	Recovery Total (in EUR)	Principal Balance End of Period (in EUR)	Object Type (new / used)	Vehicle Series	Customer Type (private / commercial)	Out of Deal (Month / Year)
73	May - 19	Dec - 17	36,732.44	34,750.12	14,795.64	19,954.48	Used	X5 Series	Private	
74	May - 19	Dec - 17	14,034.00	13,657.71	8,133.50	5,524.21	New	Other BMW Group	Private	
75	June - 19	Sept - 16	23,501.70	9,503.20	118.97	9,384.23	Used	X5 Series	Private	
76	June - 19	Oct - 17	14,605.37	13,159.08	9,547.72	3,611.36	New	Other BMW Group	Private	
77	June - 19	Nov - 13	11,596.19	3,421.13	3,421.13	0.00	Used	3 Series	Private	
78	June - 19	Oct - 17	22,446.94	12,122.70	4,285.60	7,930.16	New	3 Series	Commercial	
79	June - 19	June - 17	14,409.42	11,479.42	9,117.18	2,375.98	Used	X3 Series	Commercial	
80	June - 19	July - 17	50,061.97	48,493.39	25,030.04	23,521.32	New	4 Series	Commercial	
81	June - 19	Aug - 17	14,635.27	13,965.30	0.00	13,965.30	Used	X1 Series	Private	
82	June - 19	July - 17	39,222.08	37,649.27	27,079.43	10,569.84	New	5 Series	Commercial	
83	June - 19	Jan - 17	27,676.63	22,550.40	8,787.20	13,763.20	New	MINI	Commercial	
84	June - 19	Dec - 17	56,192.02	52,728.58	37,856.54	14,872.04	Used	X5 Series	Private	
85	June - 19	Nov - 17	57,673.10	55,593.34	27,204.34	28,389.00	New	5 Series	Commercial	
86	June - 19	Dec - 17	17,934.72	16,396.36	11,215.45	5,180.91	Used	MINI	Commercial	
87	June - 19	July - 17	38,421.25	34,372.97	30,364.56	4,008.41	Used	Non BMW Group (incl. Motorcycles)	Commercial	
88	June - 19	Apr - 14	5,806.47	3,771.48	3,771.48	0.00	Used	5 Series	Private	
89	June - 19	Aug - 16	5,517.35	4,613.39	3,314.42	1,298.97	Used	MINI	Private	
90	June - 19	Dec - 17	22,734.99	22,011.75	13,983.26	8,028.49	New	3 Series	Commercial	
91	June - 19	Dec - 17	22,734.99	22,011.75	13,983.26	8,028.49	New	3 Series	Commercial	
92	June - 19	Sept - 17	23,667.04	20,718.16	20,718.16	0.00	Used	5 Series	Commercial	
93	June - 19	July - 17	57,002.71	54,823.81	25,992.87	28,830.94	New	X5 Series	Commercial	
94	June - 19	Sept - 17	8,506.04	6,551.53	4,451.10	2,100.43	Used	X1 Series	Commercial	
95	June - 19	Dec - 17	20,935.73	20,342.13	13,895.36	6,446.77	New	3 Series	Commercial	
96	June - 19	Aug - 17	35,417.75	32,510.31	22,802.86	9,707.45	New	X3 Series	Commercial	
97	June - 19	Nov - 15	19,936.01	19,724.91	19,724.91	0.00	New	X1 Series	Private	
98	July - 19	Oct - 17	17,726.82	15,521.27	6,355.61	9,165.66	Used	3 Series	Commercial	
99	July - 19	Sept - 17	17,371.14	16,107.59	11,086.55	5,175.56	Used	3 Series	Commercial	
100	July - 19	Jan - 18	26,157.43	22,707.26	22,707.26	0.00	Used	5 Series	Private	
101	July - 19	Nov - 17	49,777.55	16,139.10	-184.83	16,323.93	New	5 Series	Commercial	
102	July - 19	July - 17	16,636.47	14,007.69	5,746.20	8,261.49	Used	3 Series	Commercial	
103	July - 19	Oct - 17	11,476.04	10,875.63	0.00	10,875.63	Used	X1 Series	Private	
104	July - 19	Dec - 15	16,008.18	13,889.02	13,889.02	0.00	Used	3 Series	Private	
105	July - 19	Sept - 17	28,046.29	14,978.50	-130.85	15,109.35	Used	X1 Series	Commercial	
106	July - 19	Sept - 17	18,141.07	16,085.71	8,381.38	7,704.33	Used	1 Series	Commercial	
107	July - 19	Aug - 16	41,262.74	36,770.44	21,336.45	15,817.45	Used	X5 Series	Commercial	
108	Aug - 19	Dec - 17	25,096.59	21,622.40	21,622.40	0.00	Used	5 Series	Private	

Compartment German Auto Loans 8
Monthly Investor Report



Rolls-Royce
Motor Cars Limited

Reporting Date	Mar 11, 2021		
Payment Date	Mar 22, 2021		
Period No	34		
Monthly Period	Feb 28, 2021		
Interest Period	From	Feb 22, 2021	to Mar 22, 2021 = 28 days

9. Defaulted Amount & Recovery Amount - Loan Level Data*

	Month / Year of Default	Month / Year of Loan Origination	Principal Balance (Initial in EUR)	Principal Balance of Loan at Default (in EUR)	Recovery Total (in EUR)	Principal Balance End of Period (in EUR)	Object Type (new / used)	Vehicle Series	Customer Type (private / commercial)	Out of Deal (Month / Year)
109	Aug - 19	Jan - 18	70,481.97	62,910.68	29,066.91	33,843.77	New	5 Series	Commercial	
110	Aug - 19	July - 17	27,795.68	25,762.87	21,829.17	3,933.70	Used	7 Series	Commercial	
111	Sept - 19	Sept - 17	32,849.97	8,770.74	-3,428.47	12,199.21	Used	X6 Series	Commercial	
112	Sept - 19	Aug - 17	47,395.16	44,868.15	29,862.35	15,166.87	New	5 Series	Commercial	
113	Sept - 19	Nov - 16	69,663.20	50,738.53	50,738.53	0.00	New	3 Series	Commercial	
114	Sept - 19	Dec - 16	34,065.28	31,152.42	0.00	31,152.42	Used	7 Series	Commercial	
115	Sept - 19	Nov - 17	40,189.89	36,471.59	20,179.54	16,292.05	New	5 Series	Commercial	
116	Sept - 19	Sept - 17	3,603.50	2,779.50	0.00	2,779.50	Used	Non BMW Group (incl. Motorcycles)	Private	
117	Sept - 19	Feb - 16	14,716.06	13,433.88	5,021.85	8,412.03	Used	5 Series	Private	
118	Sept - 19	Oct - 17	15,205.31	8,437.11	1,457.28	6,979.83	Used	1 Series	Commercial	
119	Sept - 19	Nov - 17	26,480.07	510.37	0.00	510.37	Used	X5 Series	Commercial	
120	Sept - 19	Oct - 17	24,217.27	20,398.65	15,099.84	5,298.81	Used	MINI	Commercial	
121	Sept - 19	Nov - 17	33,338.43	28,001.82	15,937.61	12,064.21	Used	X3 Series	Commercial	
122	Sept - 19	Sept - 17	28,824.34	27,911.68	6.59	27,959.18	New	3 Series	Private	
123	Oct - 19	Aug - 17	20,394.80	17,345.78	10,755.00	6,590.78	New	2 Series	Commercial	
124	Oct - 19	Jan - 17	9,359.02	6,978.17	6,978.17	0.00	Used	1 Series	Commercial	
125	Oct - 19	Dec - 17	104,313.95	92,949.01	0.00	92,949.01	Used	7 Series	Commercial	
126	Oct - 19	Mar - 16	4,625.30	2,470.95	0.00	2,470.95	Used	5 Series	Private	
127	Oct - 19	Sept - 16	17,697.06	13,059.96	9,801.06	3,258.90	Used	3 Series	Private	
128	Oct - 19	Aug - 17	69,456.38	68,424.85	45,384.96	23,039.89	New	X6 Series	Commercial	
129	Oct - 19	Dec - 17	53,121.42	45,009.05	30,235.67	15,007.03	New	5 Series	Commercial	
130	Oct - 19	Dec - 17	38,360.60	33,542.94	21,839.89	11,703.05	Used	6 Series	Commercial	
131	Oct - 19	Oct - 16	23,115.53	19,544.99	14,738.54	4,923.71	Used	5 Series	Commercial	
132	Nov - 19	Aug - 17	13,254.54	11,502.25	7,003.72	4,532.34	Used	3 Series	Private	
133	Nov - 19	Nov - 17	11,780.18	8,273.51	0.00	8,273.51	Used	3 Series	Private	
134	Nov - 19	Mar - 17	14,780.65	13,679.11	-33.41	13,712.52	Used	3 Series	Commercial	
135	Nov - 19	Nov - 17	13,161.54	11,609.22	4,147.88	7,461.34	Used	1 Series	Commercial	
136	Nov - 19	July - 17	21,611.22	19,304.37	0.00	19,304.37	Used	5 Series	Commercial	
137	Nov - 19	Dec - 16	23,471.93	19,800.31	9,167.15	10,633.16	Used	5 Series	Commercial	
138	Nov - 19	Dec - 17	32,547.80	16,150.00	16,150.00	0.00	New	X1 Series	Commercial	
139	Nov - 19	Aug - 17	45,192.15	39,575.09	0.00	39,575.09	Used	7 Series	Private	
140	Nov - 19	Mar - 17	33,071.02	29,545.71	18,716.49	10,829.22	Used	6 Series	Commercial	
141	Dec - 19	Nov - 17	14,139.40	11,266.95	11,266.95	0.00	Used	3 Series	Private	
142	Dec - 19	July - 15	20,912.52	1,672.67	1,672.67	0.00	Used	Z Series	Private	
143	Dec - 19	Oct - 17	23,165.64	17,103.15	11,266.26	5,836.89	Used	5 Series	Commercial	
144	Dec - 19	Dec - 17	13,819.33	5,610.74	1,987.65	3,623.09	New	Other BMW Group	Private	

Compartment German Auto Loans 8
Monthly Investor Report



Rolls-Royce
 Motor Cars Limited

Reporting Date	Mar 11, 2021			
Payment Date	Mar 22, 2021			
Period No	34			
Monthly Period	Feb 28, 2021			
Interest Period	From	Feb 22, 2021	to	Mar 22, 2021 = 28 days

9. Defaulted Amount & Recovery Amount - Loan Level Data*

	Month / Year of Default	Month / Year of Loan Origination	Principal Balance (Initial in EUR)	Principal Balance of Loan at Default (in EUR)	Recovery Total (in EUR)	Principal Balance End of Period (in EUR)	Object Type (new / used)	Vehicle Series	Customer Type (private / commercial)	Out of Deal (Month / Year)
145	Dec - 19	Nov - 17	52,414.19	20,447.90	-232.50	20,680.40	New	X6 Series	Commercial	
146	Dec - 19	Nov - 17	23,062.94	20,077.64	20,077.64	0.00	Used	5 Series	Private	
147	Dec - 19	Oct - 17	20,404.16	14,938.27	9,551.08	5,387.19	Used	5 Series	Commercial	
148	Dec - 19	Oct - 16	31,125.45	15,852.67	12,746.70	3,105.97	New	5 Series	Commercial	
149	Dec - 19	May - 14	10,629.87	2,131.68	2,131.68	0.00	Used	5 Series	Private	
150	Dec - 19	Aug - 17	29,234.68	26,566.88	12,253.16	14,313.72	New	2 Series	Private	
151	Dec - 19	Oct - 17	21,325.54	19,941.43	19,996.14	0.00	Used	3 Series	Private	
152	Dec - 19	May - 16	16,652.34	14,933.03	14,933.03	0.00	Used	3 Series	Private	
153	Jan - 20	Apr - 17	61,102.29	48,998.95	48,998.95	0.00	New	X4 Series	Commercial	
154	Jan - 20	Sept - 17	34,280.69	31,851.67	24,734.29	7,117.38	New	X4 Series	Commercial	
155	Jan - 20	Feb - 16	20,493.83	16,879.02	5,559.53	11,319.49	Used	3 Series	Private	
156	Jan - 20	July - 17	25,755.66	21,817.47	10,704.22	11,113.25	Used	5 Series	Private	
157	Jan - 20	Oct - 17	57,484.56	51,416.40	51,416.40	0.00	Used	X6 Series	Private	
158	Jan - 20	Jan - 18	135,814.45	114,705.83	76,004.24	38,701.59	New	Non BMW Group (incl. Motorcycles)	Commercial	
159	Jan - 20	Jan - 17	40,046.22	34,919.91	26,482.21	8,437.70	Used	X5 Series	Private	
160	Jan - 20	July - 17	34,124.55	29,999.59	29,999.59	0.00	Used	X5 Series	Commercial	
161	Jan - 20	Dec - 17	22,344.98	18,054.75	7,602.47	10,452.28	Used	5 Series	Commercial	
162	Jan - 20	Nov - 17	32,264.43	19,404.84	19,404.84	0.00	Used	5 Series	Private	
163	Jan - 20	July - 17	13,266.82	10,692.87	6,461.00	4,231.87	Used	1 Series	Private	
164	Jan - 20	May - 17	57,180.95	46,930.53	31,297.46	15,633.07	Used	X6 Series	Commercial	
165	Feb - 20	June - 17	100,997.62	73,172.57	13,000.00	60,172.57	New	7 Series	Commercial	
166	Feb - 20	Jan - 18	17,500.62	14,205.96	14,205.96	0.00	New	1 Series	Commercial	
167	Feb - 20	Jan - 18	51,850.24	46,274.65	22,172.07	24,102.58	Used	X5 Series	Commercial	
168	Feb - 20	July - 17	13,784.20	3,155.88	3,155.88	0.00	Used	X5 Series	Commercial	
169	Feb - 20	July - 15	10,536.58	5,653.72	5,653.72	0.00	Used	3 Series	Private	
170	Feb - 20	July - 17	24,232.74	10,964.17	5,673.56	5,290.61	Used	X5 Series	Commercial	
171	Feb - 20	July - 17	2,399.75	256.77	245.30	11.47	Used	Non BMW Group (incl. Motorcycles)	Private	
172	Feb - 20	Dec - 17	28,585.81	4,920.39	0.00	4,920.39	Used	X4 Series	Commercial	
173	Feb - 20	July - 17	1,730.15	1,109.12	0.00	1,109.12	Used	3 Series	Private	
174	Feb - 20	Sept - 17	6,978.90	5,548.23	3,035.46	2,512.77	Used	MINI	Commercial	
175	Feb - 20	July - 17	51,845.25	11,307.72	0.00	11,307.72	New	7 Series	Commercial	
176	Mar - 20	Oct - 17	8,654.39	6,379.14	5,000.00	1,379.14	Used	MINI	Commercial	
177	Mar - 20	Aug - 16	34,848.92	3,565.55	0.00	3,565.55	New	5 Series	Commercial	
178	Mar - 20	Aug - 17	14,683.22	8,983.29	8,629.99	376.16	Used	X3 Series	Commercial	
179	Mar - 20	Oct - 17	14,160.34	11,290.82	0.00	11,290.82	Used	1 Series	Private	
180	Mar - 20	Aug - 17	18,158.96	15,186.61	36.95	15,183.48	New	3 Series	Private	

Compartment German Auto Loans 8
Monthly Investor Report



Rolls-Royce
 Motor Cars Limited

Reporting Date	Mar 11, 2021			
Payment Date	Mar 22, 2021			
Period No	34			
Monthly Period	Feb 28, 2021			
Interest Period	From	Feb 22, 2021	to	Mar 22, 2021 = 28 days

9. Defaulted Amount & Recovery Amount - Loan Level Data*

	Month / Year of Default	Month / Year of Loan Origination	Principal Balance (Initial in EUR)	Principal Balance of Loan at Default (in EUR)	Recovery Total (in EUR)	Principal Balance End of Period (in EUR)	Object Type (new / used)	Vehicle Series	Customer Type (private / commercial)	Out of Deal (Month / Year)
181	Mar - 20	Aug - 14	8,131.74	5,256.31	2,196.11	3,060.20	Used	Non BMW Group (incl. Motorcycles)	Private	
182	Apr - 20	Jan - 18	24,327.37	16,731.23	12,588.45	4,142.78	Used	X4 Series	Commercial	
183	Apr - 20	Mar - 17	41,873.75	33,665.31	33,665.31	0.00	Used	X5 Series	Private	
184	Apr - 20	Jan - 17	22,616.14	18,771.37	12,638.35	6,133.02	New	1 Series	Private	
185	Apr - 20	Jan - 18	13,582.46	11,468.75	0.00	11,468.75	Used	MINI	Commercial	
186	Apr - 20	Oct - 14	13,831.74	9,931.21	4,379.98	5,551.23	Used	X1 Series	Commercial	
187	Apr - 20	Aug - 16	15,490.91	13,508.92	3,531.72	9,977.20	Used	X3 Series	Commercial	
188	May - 20	Oct - 15	12,422.54	4,639.73	4,639.73	0.00	Used	5 Series	Private	
189	May - 20	Feb - 17	2,991.02	833.89	833.89	0.00	Used	1 Series	Private	
190	May - 20	July - 16	11,911.64	7,529.55	7,529.55	0.00	Used	5 Series	Commercial	
191	May - 20	Oct - 17	8,880.12	5,384.25	5,384.25	0.00	Used	1 Series	Private	
192	May - 20	July - 17	88,523.02	19,397.46	19,397.46	0.00	New	4 Series	Commercial	
193	May - 20	July - 17	27,120.09	14,785.20	12,461.65	2,323.55	Used	5 Series	Commercial	
194	June - 20	Nov - 16	19,689.90	13,925.89	12,556.88	1,369.01	Used	1 Series	Private	
195	June - 20	Sept - 17	14,141.42	11,077.67	9,409.53	1,668.14	Used	X1 Series	Private	
196	June - 20	July - 17	78,145.50	66,279.92	29,634.26	36,645.66	New	X5 Series	Commercial	
197	June - 20	Mar - 17	28,877.04	25,461.16	14,093.72	11,367.44	New	X1 Series	Private	
198	June - 20	Oct - 17	28,032.15	20,481.58	0.00	20,481.58	Used	MINI	Commercial	
199	June - 20	Jan - 18	35,472.56	28,852.38	5,379.84	23,520.67	New	MINI	Private	
200	June - 20	Dec - 17	14,325.63	11,148.34	11,148.34	0.00	Used	1 Series	Private	
201	June - 20	Nov - 14	5,285.10	2,530.41	2,530.41	0.00	Used	1 Series	Private	
202	June - 20	Apr - 16	16,250.29	10,391.99	10,098.74	293.25	Used	X1 Series	Private	
203	June - 20	Aug - 17	28,672.77	20,671.17	9,993.90	10,677.27	Used	4 Series	Commercial	
204	June - 20	Sept - 17	49,819.47	43,206.02	23,074.68	20,131.34	New	5 Series	Commercial	
205	June - 20	Oct - 17	18,744.69	8,469.95	8,469.95	0.00	New	4 Series	Commercial	
206	July - 20	Aug - 17	7,105.23	5,191.33	0.00	5,191.33	New	Non BMW Group (incl. Motorcycles)	Commercial	
207	July - 20	Jan - 18	27,258.64	21,756.96	0.00	21,756.96	Used	2 Series	Private	
208	July - 20	June - 15	22,155.68	14,662.05	13,879.97	782.08	Used	5 Series	Private	
209	July - 20	Dec - 16	29,066.28	10,721.58	9,542.57	1,179.01	New	MINI	Private	
210	July - 20	Feb - 17	22,099.83	17,108.90	11,688.10	5,420.80	Used	5 Series	Commercial	
211	July - 20	Oct - 17	37,535.25	29,872.32	3,517.57	26,354.75	New	1 Series	Private	
212	July - 20	Apr - 17	21,042.71	15,493.19	12,900.00	2,593.19	Used	2 Series	Private	
213	July - 20	Dec - 17	11,896.27	4,693.39	4,693.39	0.00	Used	MINI	Commercial	
214	July - 20	Dec - 17	33,511.32	28,567.23	16,162.34	12,404.89	New	X1 Series	Commercial	
215	Aug - 20	Mar - 17	23,510.70	18,675.52	6,972.07	11,703.45	Used	Non BMW Group (incl. Motorcycles)	Private	
216	Aug - 20	Nov - 17	35,431.60	28,744.49	59.44	28,750.77	New	1 Series	Private	

Compartment German Auto Loans 8
Monthly Investor Report



Rolls-Royce
Motor Cars Limited

Reporting Date	Mar 11, 2021		
Payment Date	Mar 22, 2021		
Period No	34		
Monthly Period	Feb 28, 2021		
Interest Period	From	Feb 22, 2021	to Mar 22, 2021 = 28 days

9. Defaulted Amount & Recovery Amount - Loan Level Data*

	Month / Year of Default	Month / Year of Loan Origination	Principal Balance (Initial in EUR)	Principal Balance of Loan at Default (in EUR)	Recovery Total (in EUR)	Principal Balance End of Period (in EUR)	Object Type (new / used)	Vehicle Series	Customer Type (private / commercial)	Out of Deal (Month / Year)
217	Aug - 20	Aug - 17	38,432.11	24,400.01	6,581.36	17,818.65	New	3 Series	Commercial	
218	Aug - 20	Dec - 17	29,147.43	19,830.80	14,795.64	5,035.16	Used	5 Series	Private	
219	Aug - 20	Oct - 17	23,432.78	17,825.05	9,741.38	8,083.67	Used	X1 Series	Commercial	
220	Aug - 20	Sept - 17	38,090.00	33,671.25	13,646.98	20,024.27	New	3 Series	Commercial	
221	Aug - 20	July - 17	25,475.85	20,299.30	0.00	20,299.30	Used	3 Series	Commercial	
222	Aug - 20	Jan - 17	15,137.82	13,611.69	13,611.69	0.00	New	1 Series	Private	
223	Aug - 20	Sept - 17	26,521.10	11,475.42	2,353.33	9,122.09	Used	4 Series	Private	
224	Sept - 20	Aug - 17	15,068.37	11,186.14	7,442.11	3,744.03	New	MINI	Commercial	
225	Sept - 20	Dec - 17	57,470.61	27,017.72	13.49	27,004.23	New	5 Series	Private	
226	Sept - 20	Oct - 17	13,797.66	4,477.86	-12.44	4,490.30	Used	1 Series	Private	
227	Oct - 20	Feb - 16	13,125.69	7,350.11	1,850.00	5,500.11	Used	3 Series	Private	
228	Oct - 20	Jan - 18	19,960.76	15,339.66	13,873.16	1,466.50	Used	1 Series	Private	
229	Oct - 20	Aug - 17	54,600.69	45,729.80	19,620.60	26,109.20	New	X4 Series	Commercial	
230	Oct - 20	Mar - 16	17,372.15	8,872.47	2,500.00	6,372.47	Used	5 Series	Private	
231	Oct - 20	Dec - 17	14,686.00	7,996.13	1,308.50	6,687.63	Used	5 Series	Private	
232	Oct - 20	Jan - 18	30,262.58	16,248.06	2,501.85	13,746.21	Used	5 Series	Private	
233	Oct - 20	Mar - 15	18,595.12	11,587.79	1,802.70	9,785.09	Used	1 Series	Private	
234	Oct - 20	Jan - 16	23,079.18	15,599.80	9,300.00	6,299.80	Used	X3 Series	Private	
235	Oct - 20	Dec - 17	13,008.78	9,491.29	5,192.28	4,299.01	Used	5 Series	Private	
236	Oct - 20	Dec - 17	39,264.70	34,915.81	29,935.44	4,980.37	New	X4 Series	Commercial	
237	Oct - 20	Aug - 17	8,706.62	5,980.37	5,182.92	797.45	New	Other BMW Group	Private	
238	Oct - 20	Dec - 17	12,653.75	9,476.54	9,476.54	0.00	Used	MINI	Private	
239	Oct - 20	Nov - 17	60,382.92	48,943.29	30,587.26	18,356.03	Used	X6 Series	Commercial	
240	Nov - 20	Aug - 17	21,687.97	16,640.83	14,400.00	2,240.83	Used	3 Series	Private	
241	Nov - 20	Nov - 17	20,717.91	16,506.74	10,876.33	5,630.41	New	MINI	Private	
242	Nov - 20	Apr - 16	11,466.58	7,169.57	598.48	6,571.09	Used	1 Series	Private	
243	Nov - 20	Oct - 17	35,680.92	24,567.19	24,567.19	0.00	Used	3 Series	Private	
244	Nov - 20	Apr - 15	13,114.27	2,961.47	1,783.76	1,177.71	Used	6 Series	Commercial	
245	Nov - 20	Sept - 16	18,886.04	7,352.97	824.25	6,528.72	Used	5 Series	Private	
246	Dec - 20	Dec - 17	35,167.22	28,459.05	0.00	28,459.05	New	5 Series	Private	
247	Dec - 20	Oct - 17	8,237.90	4,878.06	841.78	4,036.28	Used	1 Series	Commercial	
248	Dec - 20	May - 17	20,776.85	7,399.68	797.00	6,602.68	New	1 Series	Private	
249	Dec - 20	July - 17	10,110.17	5,017.30	5,017.30	0.00	Used	1 Series	Private	
250	Dec - 20	Oct - 17	63,679.15	52,857.66	27,918.33	24,939.33	New	X5 Series	Commercial	
251	Dec - 20	June - 17	35,666.94	28,080.74	0.00	28,080.74	Used	X6 Series	Commercial	
252	Dec - 20	Nov - 17	11,290.17	7,792.90	7,792.90	0.00	Used	X1 Series	Private	

Compartment German Auto Loans 8
Monthly Investor Report



Rolls-Royce
Motor Cars Limited

Reporting Date	Mar 11, 2021		
Payment Date	Mar 22, 2021		
Period No	34		
Monthly Period	Feb 28, 2021		
Interest Period	From	Feb 22, 2021	to Mar 22, 2021 = 28 days

9. Defaulted Amount & Recovery Amount - Loan Level Data*

	Month / Year of Default	Month / Year of Loan Origination	Principal Balance (Initial in EUR)	Principal Balance of Loan at Default (in EUR)	Recovery Total (in EUR)	Principal Balance End of Period (in EUR)	Object Type (new / used)	Vehicle Series	Customer Type (private / commercial)	Out of Deal (Month / Year)
253	Dec - 20	May - 17	5,453.16	1,480.33	431.19	1,049.14	Used	MINI	Private	
254	Dec - 20	Dec - 17	28,111.52	8,363.05	-82.16	8,445.21	Used	X6 Series	Commercial	
255	Dec - 20	May - 17	33,977.17	9,372.11	9,372.11	0.00	New	X1 Series	Private	
256	Dec - 20	Jan - 16	9,860.98	6,142.86	0.00	6,142.86	Used	MINI	Commercial	
257	Jan - 21	Aug - 17	35,719.01	26,694.80	17,593.11	9,101.69	Used	X1 Series	Commercial	
258	Jan - 21	Aug - 17	12,793.46	9,314.07	9,314.07	0.00	Used	Other BMW Group	Private	
259	Jan - 21	Mar - 17	29,428.38	16,370.02	16,370.02	0.00	New	X1 Series	Commercial	
260	Jan - 21	Dec - 17	32,676.90	24,103.09	24,103.09	0.00	New	MINI	Commercial	
261	Jan - 21	Sept - 17	24,403.65	20,454.40	12,368.72	8,085.68	New	2 Series	Private	
262	Jan - 21	Oct - 15	21,136.67	15,490.74	11,673.72	3,817.02	Used	X3 Series	Private	
263	Jan - 21	June - 17	62,296.84	15,328.21	1,064.40	14,263.81	New	X5 Series	Private	
264	Jan - 21	June - 17	5,028.53	732.47	314.00	418.47	Used	Other BMW Group	Private	
265	Jan - 21	Oct - 17	37,269.82	28,227.12	21,673.72	6,553.40	New	4 Series	Private	
266	Jan - 21	Dec - 17	12,398.61	5,710.10	5,702.07	8.03	Used	MINI	Private	
267	Jan - 21	Oct - 17	38,414.71	29,037.50	12,898.70	16,138.80	New	2 Series	Commercial	
268	Jan - 21	Oct - 17	6,777.60	3,739.77	1,134.03	2,605.74	Used	MINI	Private	
269	Jan - 21	Aug - 16	33,058.26	19,701.94	6,651.70	13,050.24	Used	X5 Series	Commercial	
270	Jan - 21	Jan - 18	59,098.10	49,019.89	37,984.22	11,035.67	New	X3 Series	Private	
271	Feb - 21	Sept - 17	18,536.37	10,158.24	0.00	10,158.24	New	MINI	Private	
272	Feb - 21	Sept - 17	54,885.55	44,981.56	29,495.80	15,485.76	New	7 Series	Commercial	
273	Feb - 21	July - 17	46,673.95	9,334.59	4,937.81	4,396.78	New	5 Series	Commercial	
274	Feb - 21	Jan - 18	25,859.87	18,776.11	11,200.00	7,576.11	New	1 Series	Private	
275	Feb - 21	Sept - 17	8,857.27	6,995.33	0.00	6,995.33	Used	3 Series	Private	
276	Feb - 21	July - 17	28,357.07	24,537.90	0.00	24,537.90	New	5 Series	Commercial	
277	Feb - 21	July - 17	8,197.75	4,193.62	261.40	3,932.22	Used	3 Series	Private	
278	Feb - 21	Nov - 17	82,728.35	21,744.41	0.00	21,744.41	New	X3 Series	Private	
279	Feb - 21	July - 17	4,371.08	1,593.82	283.22	1,310.60	Used	Non BMW Group (incl. Motorcycles)	Private	
280	Feb - 21	June - 17	22,230.75	2,393.09	2,392.79	0.30	New	1 Series	Private	
281	Feb - 21	Nov - 17	11,569.66	8,175.26	4,951.15	3,224.11	Used	MINI	Commercial	
282	Feb - 21	July - 17	90,258.59	58,057.57	1,271.82	56,785.75	New	X5 Series	Commercial	
283	Feb - 21	July - 17	29,919.76	21,800.19	400.00	21,400.19	New	2 Series	Private	
284	Feb - 21	Jan - 18	41,663.87	29,097.58	16,888.42	12,209.16	Used	X5 Series	Commercial	
285	Feb - 21	Dec - 16	51,706.84	36,582.32	0.00	36,582.32	New	4 Series	Commercial	
286	Feb - 21	Dec - 17	58,539.72	36,498.16	23,613.45	12,884.71	New	X3 Series	Commercial	
287	Feb - 21	July - 17	10,028.74	1,220.61	0.00	1,220.61	Used	3 Series	Commercial	
288	Aug - 18	Mar - 16	9,547.20	242.61	73.48	169.13	New	MINI	Commercial	Aug - 18

Compartment German Auto Loans 8
Monthly Investor Report



Rolls-Royce
Motor Cars Limited

Reporting Date	Mar 11, 2021		
Payment Date	Mar 22, 2021		
Period No	34		
Monthly Period	Feb 28, 2021		
Interest Period	From	Feb 22, 2021	to Mar 22, 2021 = 28 days

9. Defaulted Amount & Recovery Amount - Loan Level Data*

	Month / Year of Default	Month / Year of Loan Origination	Principal Balance (Initial in EUR)	Principal Balance of Loan at Default (in EUR)	Recovery Total (in EUR)	Principal Balance End of Period (in EUR)	Object Type (new / used)	Vehicle Series	Customer Type (private / commercial)	Out of Deal (Month / Year)
289	Aug - 18	Feb - 17	19,379.16	19,379.16	14,599.98	4,779.18	Used	7 Series	Commercial	Nov - 18
290	Sept - 18	Jan - 17	11,000.31	10,756.77	6,587.61	4,169.16	Used	1 Series	Commercial	Nov - 18
291	Sept - 18	Sept - 15	37,319.57	36,068.06	24,565.15	11,502.91	New	5 Series	Commercial	Dec - 18
292	Sept - 18	Aug - 17	25,583.07	25,011.15	16,662.47	8,348.68	Used	3 Series	Private	Dec - 18
293	Dec - 18	Aug - 17	10,130.03	10,130.03	1,849.57	8,280.46	Used	1 Series	Private	Dec - 18
294	Oct - 18	Jan - 18	47,972.42	47,297.54	33,990.04	13,307.50	Used	X5 Series	Commercial	Jan - 19
295	Oct - 18	Sept - 17	29,677.86	28,607.90	21,611.61	6,996.29	Used	4 Series	Commercial	Jan - 19
296	Nov - 18	June - 17	15,255.77	14,417.33	12,084.54	2,332.79	Used	MINI	Private	Jan - 19
297	Oct - 18	Nov - 17	37,044.29	35,980.45	26,194.35	9,872.79	New	X1 Series	Private	Feb - 19
298	Nov - 18	July - 17	17,214.24	16,995.55	15,071.70	1,923.85	New	Other BMW Group	Commercial	Feb - 19
299	Nov - 18	June - 16	22,128.78	21,157.85	13,619.81	7,538.04	Used	3 Series	Private	Feb - 19
300	Feb - 19	Oct - 14	4,487.09	759.87	285.59	474.28	Used	7 Series	Commercial	Feb - 19
301	Feb - 19	July - 17	15,989.81	441.23	166.22	275.01	Used	Non BMW Group (incl. Motorcycles)	Commercial	Feb - 19
302	Dec - 18	May - 15	19,384.52	18,215.53	10,578.48	7,637.05	Used	X5 Series	Private	Mar - 19
303	Dec - 18	May - 15	11,371.12	11,371.12	10,073.90	1,297.22	Used	5 Series	Private	Mar - 19
304	Mar - 19	Jan - 18	32,975.98	23,706.17	2,869.46	20,836.71	Used	4 Series	Private	Mar - 19
305	Jan - 19	Aug - 17	14,684.59	13,444.95	11,666.02	1,778.93	Used	X1 Series	Private	Apr - 19
306	Dec - 18	Aug - 17	5,970.55	5,578.72	3,773.31	1,805.41	Used	3 Series	Private	May - 19
307	Jan - 19	Nov - 14	9,394.59	8,693.59	4,473.54	4,220.05	Used	3 Series	Private	May - 19
308	May - 19	Oct - 17	43,224.35	40,998.14	4,527.18	36,470.96	New	5 Series	Private	May - 19
309	May - 19	Jan - 18	27,464.55	24,276.13	3,120.15	21,155.98	Used	5 Series	Private	May - 19
310	Nov - 18	Jan - 18	33,678.72	32,221.52	27,708.79	4,512.73	Used	4 Series	Private	June - 19
311	June - 19	May - 17	8,847.85	1,301.42	459.05	842.37	Used	3 Series	Private	June - 19
312	June - 19	Feb - 15	13,420.76	799.01	281.08	517.93	Used	Non BMW Group (incl. Motorcycles)	Private	June - 19
313	June - 19	July - 17	23,890.24	6,050.49	1,167.40	4,883.09	Used	MINI	Private	June - 19
314	Feb - 19	May - 17	12,773.92	11,807.89	7,175.32	4,632.57	Used	1 Series	Commercial	July - 19
315	Feb - 19	Nov - 16	26,682.95	24,718.90	17,537.63	7,181.27	Used	5 Series	Commercial	July - 19
316	Mar - 19	July - 17	22,527.85	20,540.14	13,687.86	6,852.28	Used	3 Series	Private	July - 19
317	Mar - 19	Aug - 17	12,558.28	11,718.90	9,797.62	1,921.28	Used	X3 Series	Commercial	July - 19
318	Mar - 19	Dec - 17	44,348.61	41,121.43	24,239.71	16,881.72	New	MINI	Commercial	July - 19
319	Apr - 19	July - 17	28,723.27	24,605.69	14,186.46	10,419.23	Used	5 Series	Commercial	July - 19
320	Apr - 19	Sept - 17	11,380.30	10,129.61	7,498.36	2,631.25	Used	3 Series	Private	July - 19
321	Apr - 19	Nov - 17	21,336.00	19,899.08	13,188.93	6,710.15	New	MINI	Commercial	July - 19
322	Apr - 19	July - 17	8,359.09	7,809.76	6,277.99	1,531.77	New	Other BMW Group	Commercial	July - 19
323	Apr - 19	May - 17	11,146.90	10,349.62	8,616.50	1,733.12	New	Other BMW Group	Commercial	July - 19
324	Apr - 19	Sept - 15	4,706.71	4,249.39	3,795.14	454.25	Used	MINI	Commercial	July - 19

Compartment German Auto Loans 8
Monthly Investor Report



Rolls-Royce
Motor Cars Limited

Reporting Date	Mar 11, 2021		
Payment Date	Mar 22, 2021		
Period No	34		
Monthly Period	Feb 28, 2021		
Interest Period	From	Feb 22, 2021	to Mar 22, 2021 = 28 days

9. Defaulted Amount & Recovery Amount - Loan Level Data*

	Month / Year of Default	Month / Year of Loan Origination	Principal Balance (Initial in EUR)	Principal Balance of Loan at Default (in EUR)	Recovery Total (in EUR)	Principal Balance End of Period (in EUR)	Object Type (new / used)	Vehicle Series	Customer Type (private / commercial)	Out of Deal (Month / Year)
325	Apr - 19	May - 16	33,300.76	29,491.17	20,345.55	9,243.19	New	4 Series	Commercial	July - 19
326	Apr - 19	Sept - 17	19,630.44	18,258.02	12,985.79	5,272.23	Used	5 Series	Private	July - 19
327	May - 19	Nov - 17	61,027.66	56,231.86	31,124.77	25,107.09	New	X3 Series	Commercial	July - 19
328	Apr - 19	July - 17	29,557.15	27,148.12	18,350.43	8,797.69	New	MINI	Commercial	Aug - 19
329	Apr - 19	Nov - 15	18,194.25	17,985.29	9,922.48	8,062.81	New	3 Series	Private	Aug - 19
330	May - 19	Dec - 17	34,330.54	30,926.59	21,940.66	8,985.93	New	5 Series	Commercial	Aug - 19
331	May - 19	Dec - 15	23,900.60	22,250.04	14,871.81	7,378.23	New	2 Series	Private	Aug - 19
332	May - 19	June - 16	20,181.23	19,470.62	12,448.95	7,021.67	New	1 Series	Private	Aug - 19
333	Aug - 19	Dec - 17	10,940.37	4,796.42	2,929.81	1,866.61	Used	1 Series	Private	Aug - 19
334	Jan - 19	Dec - 17	28,445.57	26,931.69	22,997.63	3,934.06	New	4 Series	Commercial	Sept - 19
335	Feb - 19	Nov - 16	19,338.45	18,678.90	18,073.50	605.40	New	2 Series	Private	Sept - 19
336	June - 19	Oct - 17	10,318.58	8,147.49	6,005.71	2,141.78	Used	1 Series	Commercial	Sept - 19
337	June - 19	Sept - 16	36,878.53	28,828.98	21,198.82	7,630.16	New	5 Series	Commercial	Sept - 19
338	June - 19	Oct - 17	33,583.87	30,642.39	21,106.77	9,535.62	New	MINI	Private	Sept - 19
339	June - 19	Mar - 15	8,025.65	5,367.17	5,004.82	362.35	Used	MINI	Commercial	Oct - 19
340	Julv - 19	Apr - 16	16,132.97	13,901.40	7,308.00	6,593.40	New	Non BMW Group (incl. Motorcycles)	Commercial	Oct - 19
341	Aug - 19	Aug - 17	18,517.50	15,154.84	9,434.79	5,720.05	Used	X1 Series	Commercial	Oct - 19
342	Oct - 19	Oct - 17	18,582.82	198.70	61.94	136.76	Used	3 Series	Private	Oct - 19
343	Oct - 19	Dec - 17	26,600.87	258.09	58.42	199.67	New	3 Series	Commercial	Oct - 19
344	Oct - 19	June - 14	18,593.91	294.43	61.09	233.34	Used	Non BMW Group (incl. Motorcycles)	Private	Oct - 19
345	June - 19	May - 17	53,218.40	46,010.68	29,768.74	16,241.94	New	2 Series	Commercial	Nov - 19
346	Sept - 19	Oct - 17	22,186.58	19,077.88	12,588.77	6,489.11	Used	X6 Series	Commercial	Nov - 19
347	Sept - 19	July - 16	20,393.60	18,245.89	11,032.87	7,213.02	New	1 Series	Private	Nov - 19
348	Sept - 19	Feb - 17	81,021.81	76,248.95	43,810.69	32,438.26	New	7 Series	Commercial	Nov - 19
349	Sept - 19	June - 14	11,513.62	9,075.89	4,753.76	4,322.13	Used	Non BMW Group (incl. Motorcycles)	Private	Nov - 19
350	Sept - 19	Feb - 17	25,646.28	22,401.68	20,323.63	2,078.05	Used	1 Series	Private	Nov - 19
351	Feb - 19	Aug - 17	30,133.31	28,133.13	19,596.19	8,536.94	Used	X3 Series	Private	Dec - 19
352	July - 19	Aug - 17	10,157.18	9,292.21	7,221.35	2,070.86	Used	1 Series	Private	Dec - 19
353	Sept - 19	Nov - 17	36,424.47	29,980.51	16,443.32	13,537.19	Used	5 Series	Commercial	Dec - 19
354	Sept - 19	Nov - 17	57,349.49	49,582.01	23,190.28	26,391.73	New	3 Series	Commercial	Dec - 19
355	Oct - 19	Feb - 17	27,818.66	20,825.23	11,296.91	9,528.32	New	2 Series	Commercial	Dec - 19
356	Oct - 19	Feb - 17	23,446.75	20,510.42	14,404.28	6,106.14	Used	3 Series	Private	Dec - 19
357	Sept - 19	Oct - 16	23,795.48	20,305.39	9,955.36	10,350.03	New	Non BMW Group (incl. Motorcycles)	Commercial	Jan - 20
358	Oct - 19	July - 17	65,192.55	57,428.63	36,484.69	20,943.94	Used	X6 Series	Commercial	Jan - 20
359	Oct - 19	Oct - 17	24,842.69	19,954.15	11,226.29	8,727.86	Used	X1 Series	Commercial	Jan - 20
360	Oct - 19	June - 16	29,658.05	26,528.27	15,838.43	10,689.84	New	2 Series	Private	Jan - 20

Compartment German Auto Loans 8
Monthly Investor Report



Rolls-Royce
Motor Cars Limited

Reporting Date	Mar 11, 2021		
Payment Date	Mar 22, 2021		
Period No	34		
Monthly Period	Feb 28, 2021		
Interest Period	From	Feb 22, 2021	to Mar 22, 2021 = 28 days

9. Defaulted Amount & Recovery Amount - Loan Level Data*

	Month / Year of Default	Month / Year of Loan Origination	Principal Balance (Initial in EUR)	Principal Balance of Loan at Default (in EUR)	Recovery Total (in EUR)	Principal Balance End of Period (in EUR)	Object Type (new / used)	Vehicle Series	Customer Type (private / commercial)	Out of Deal (Month / Year)
361	Oct - 19	Sept - 17	16,893.40	15,286.82	10,654.48	4,632.34	Used	1 Series	Private	Jan - 20
362	Oct - 19	Jan - 18	26,551.99	22,940.04	16,456.68	6,538.54	Used	5 Series	Commercial	Jan - 20
363	Jan - 20	May - 17	7,620.54	5,549.05	790.18	4,758.87	Used	5 Series	Private	Jan - 20
364	Nov - 19	Oct - 17	45,324.11	38,998.12	31,020.94	7,977.18	Used	X5 Series	Commercial	Feb - 20
365	Nov - 19	Oct - 17	31,659.01	25,056.89	15,892.79	9,164.10	Used	5 Series	Private	Feb - 20
366	Nov - 19	Oct - 17	21,667.93	18,802.24	10,630.45	8,171.79	New	1 Series	Private	Feb - 20
367	Dec - 19	Mar - 16	28,337.46	22,830.20	16,072.22	6,757.98	Used	7 Series	Commercial	Mar - 20
368	Dec - 19	Jan - 18	17,953.01	15,391.08	11,124.94	4,266.14	Used	5 Series	Private	Mar - 20
369	Dec - 19	Sept - 17	2,381.55	1,499.00	1,148.06	350.94	Used	Non BMW Group (incl. Motorcycles)	Private	Mar - 20
370	Dec - 19	Jan - 18	25,232.36	20,417.40	16,035.89	4,381.51	Used	X5 Series	Commercial	Mar - 20
371	Jan - 20	Oct - 17	14,724.49	11,686.17	9,252.12	2,434.05	Used	1 Series	Private	Apr - 20
372	Jan - 20	Nov - 17	27,558.61	23,704.02	16,435.39	7,268.63	New	Non BMW Group (incl. Motorcycles)	Private	Apr - 20
373	Feb - 20	Jan - 18	8,422.34	7,380.02	5,639.06	1,740.96	Used	1 Series	Commercial	Apr - 20
374	Feb - 20	Jan - 18	32,075.23	27,668.03	13,556.25	14,111.78	Used	5 Series	Private	Apr - 20
375	Feb - 20	Jan - 17	30,497.64	25,767.95	20,226.31	5,541.64	Used	X5 Series	Commercial	Apr - 20
376	Feb - 20	Oct - 17	51,434.32	42,003.83	22,163.92	19,839.91	New	X1 Series	Commercial	Apr - 20
377	Feb - 20	July - 17	11,847.92	9,819.08	7,600.77	2,218.31	Used	1 Series	Private	Apr - 20
378	Apr - 20	Oct - 17	24,811.19	391.04	153.79	237.25	New	5 Series	Commercial	Apr - 20
379	Feb - 20	Jan - 18	17,349.69	15,162.78	9,401.22	5,761.56	Used	3 Series	Private	May - 20
380	Mar - 20	Sept - 17	29,055.32	23,137.15	16,796.81	6,340.34	Used	5 Series	Commercial	May - 20
381	May - 19	June - 16	16,721.58	15,463.70	0.00	15,472.18	New	2 Series	Private	June - 20
382	Jan - 20	Jan - 18	46,089.94	39,800.58	33,630.88	6,169.70	Used	4 Series	Private	June - 20
383	Mar - 20	Dec - 17	11,759.69	8,819.68	6,560.46	2,259.22	Used	3 Series	Private	June - 20
384	Mar - 20	Aug - 17	30,161.15	23,419.24	17,162.74	6,256.50	Used	5 Series	Private	June - 20
385	Apr - 20	Dec - 17	84,945.06	75,591.50	33,335.02	42,256.48	New	X5 Series	Commercial	June - 20
386	Apr - 20	July - 17	13,715.95	11,031.37	8,375.04	2,656.33	Used	1 Series	Private	July - 20
387	Mar - 20	Oct - 17	20,880.57	17,453.25	11,262.45	6,190.80	New	1 Series	Commercial	Aug - 20
388	Apr - 20	Jan - 18	24,653.36	19,475.79	13,985.39	5,490.40	Used	5 Series	Private	Aug - 20
389	May - 20	Dec - 16	44,013.04	38,987.75	11,395.19	27,592.56	New	5 Series	Commercial	Aug - 20
390	June - 20	July - 17	70,275.50	49,343.74	30,504.52	18,839.22	New	5 Series	Commercial	Aug - 20
391	Aug - 20	Mar - 17	26,779.14	15,224.76	1,523.34	13,701.42	New	MINI	Private	Aug - 20
392	Aug - 20	July - 17	15,788.84	163.74	39.69	124.05	Used	1 Series	Private	Aug - 20
393	Jan - 20	Oct - 17	35,486.49	30,688.42	24,221.16	6,467.26	New	1 Series	Commercial	Sept - 20
394	Mar - 20	Jan - 18	30,791.32	22,283.30	20,337.87	1,945.43	Used	1 Series	Commercial	Sept - 20
395	June - 20	July - 17	32,129.38	24,663.67	14,718.44	9,945.23	Used	7 Series	Commercial	Sept - 20
396	June - 20	July - 17	27,365.49	17,965.55	15,092.12	2,873.43	New	2 Series	Private	Sept - 20

Compartment German Auto Loans 8
Monthly Investor Report



Rolls-Royce
Motor Cars Limited

Reporting Date	Mar 11, 2021			
Payment Date	Mar 22, 2021			
Period No	34			
Monthly Period	Feb 28, 2021			
Interest Period	From	Feb 22, 2021	to	Mar 22, 2021 = 28 days

9. Defaulted Amount & Recovery Amount - Loan Level Data*

	Month / Year of Default	Month / Year of Loan Origination	Principal Balance (Initial in EUR)	Principal Balance of Loan at Default (in EUR)	Recovery Total (in EUR)	Principal Balance End of Period (in EUR)	Object Type (new / used)	Vehicle Series	Customer Type (private / commercial)	Out of Deal (Month / Year)
397	July - 20	Apr - 16	30,946.11	21,978.06	17,989.13	3,988.93	Used	6 Series	Commercial	Sept - 20
398	Sept - 20	May - 16	12,929.07	28.60	-122.27	150.87	Used	1 Series	Private	Sept - 20
399	July - 20	Sept - 17	17,111.03	12,578.95	10,003.16	2,575.79	Used	X1 Series	Private	Oct - 20
400	July - 20	Dec - 17	22,397.70	16,871.95	10,797.25	6,074.70	New	MINI	Private	Oct - 20
401	Oct - 20	July - 17	4,520.09	1,401.47	296.75	1,104.72	Used	Non BMW Group (incl. Motorcycles)	Private	Nov - 20
402	Nov - 20	Jan - 18	31,704.09	97.02	46.50	50.52	New	3 Series	Commercial	Nov - 20
403	Nov - 20	July - 17	19,738.40	78.61	-100.58	179.19	New	MINI	Private	Nov - 20
404	Sept - 20	Dec - 17	29,368.79	22,528.33	15,758.65	6,769.68	New	MINI	Private	Dec - 20
405	Sept - 20	Nov - 17	14,623.05	11,683.43	5,562.25	6,121.18	Used	1 Series	Private	Dec - 20
406	Sept - 20	Oct - 17	33,934.03	27,034.29	25,054.38	1,979.91	New	2 Series	Private	Dec - 20
407	Oct - 20	Dec - 17	31,190.80	21,486.86	19,079.50	2,407.36	New	2 Series	Commercial	Dec - 20
408	Oct - 20	Oct - 15	24,392.48	19,179.81	11,682.17	7,497.64	Used	X3 Series	Private	Dec - 20
409	Oct - 20	May - 17	8,792.13	6,743.18	5,997.16	746.02	New	Other BMW Group	Private	Dec - 20
410	June - 20	Aug - 17	20,323.29	15,262.64	11,386.25	3,918.33	Used	4 Series	Private	Jan - 21
411	July - 20	Sept - 17	7,686.62	5,500.55	3,972.63	1,542.72	Used	1 Series	Private	Jan - 21
412	Sept - 20	Dec - 17	11,765.13	7,381.91	5,331.64	2,050.27	Used	3 Series	Private	Jan - 21
413	Sept - 19	Aug - 16	12,740.64	9,081.85	7,670.06	1,411.79	Used	1 Series	Private	Feb - 21
414	Nov - 20	Dec - 17	30,071.93	22,463.08	13,856.73	8,606.35	New	2 Series	Commercial	Feb - 21
415	Nov - 20	Jan - 18	42,263.53	29,306.32	25,912.09	3,394.23	New	X4 Series	Private	Feb - 21

*Applicable only if loans have defaulted. Does not include defaulted amounts less than 10 EUR.

Compartment German Auto Loans 8
Monthly Investor Report



Rolls-Royce
Motor Cars Limited

Reporting Date	Mar 11, 2021		
Payment Date	Mar 22, 2021		
Period No	34		
Monthly Period	Feb 28, 2021		
Interest Period	From	Feb 22, 2021	to Mar 22, 2021 = 28 days

10. Outstanding Note Balance

1. Note Balance	All Notes	Class A	Class B
Initial Note Information			
ISIN code		XS1808853581	XS1808854399
Currency		EUR	EUR
Legal final maturity		June 2025	June 2025
Rating (Fitch / Moody's / S&P/DBRS)		AAA/N/A/AAA/N/A	N/A/N/A/N/A/N/A
Initial notes aggregate principal outstanding balance in EUR	1,075,300,000.00	1,000,000,000.00	75,300,000.00
Nominal amount per note in EUR		100,000.00	100,000.00
Initial number of notes per class in EUR		10,000	753
Current Note Information			
Notes aggregate principal outstanding balance in EUR - BoP	131,116,415.91	55,816,415.91	75,300,000.00
Available distribution amount in EUR	16,329,434.90		
Redemption per class in EUR		10,871,492.61	0,00
Redemption per note in EUR		1,087.15	0.00
Notes aggregate principal outstanding balance in EUR - EoP	120,244,923.30	44,944,923.30	75,300,000.00
Current pool factor		0.04	1.00
2. Payments to Investor per Note			
		Class A	Class B
Interest Type		Floating Rate	Fixed Rate
Reference Rate		1M_EURIBOR	NONE
Actual Interest Rate		-0.548%	NONE
Spread		0.400%	NONE
Coupon		0.000%*	1.000%
Day count fraction		Actual/360	Actual/360
Interest days		28 days	28 days
Principal outstanding per note in EUR - BoP		5,581.64	100,000.00
Principal repayment per note in EUR		1,087.15	0.00
Principal outstanding per note in EUR - EoP		4,494.49	100,000.00
Interest payment per Note in EUR		0.00	77.78

* rate is floored at 0.000%, the theoretical negative interest rate is -0.148%.

Compartment German Auto Loans 8
Monthly Investor Report



Rolls-Royce
 Motor Cars Limited

Reporting Date	Mar 11, 2021			
Payment Date	Mar 22, 2021			
Period No	34			
Monthly Period	Feb 28, 2021			
Interest Period	From	Feb 22, 2021	to	Mar 22, 2021 = 28 days

10. Outstanding Note Balance

3. Credit Enhancement	Initial Period (in EUR)	Initial CE (in %)	Current Period (in EUR)	Current CE (in %)
Class A	1,000,000,000.00	7.50	44,944,923.30	76.51
Class B	75,300,000.00	0.50	75,300,000.00	31.81
Cash Reserve (+ Overcollateralisation)	5,379,910.71	0.00	53,580,157.51	0.00

4. Clean-Up Call Option

If the aggregate outstanding principal balance has been reduced to less than 10% of the aggregate outstanding principal balance at the Issue Date, the seller will have the option under the receivables purchase Agreement to acquire all outstanding purchased receivables.

Aggregate outstanding principal balance at end of period (in EUR)	168,445,080.81
Clean-Up option exercisable	No

Compartment German Auto Loans 8
Monthly Investor Report



Rolls-Royce
Motor Cars Limited

Reporting Date	Mar 11, 2021			
Payment Date	Mar 22, 2021			
Period No	34			
Monthly Period	Feb 28, 2021			
Interest Period	From	Feb 22, 2021	to	Mar 22, 2021 = 28 days

11. Original Principal Balance

Initial Portfolio as of origination of contract

Group (in EUR) (by Original Principal Balance)	Original principal balance (in EUR)	Original Principal Balance (in % of total)	Number of Contracts	Number of Contracts (in % of total)
0.00 - 5,000.00	6,602,430.10	0.54	1,758	3.14
5.000,01 - 10.000,00	53,342,875.63	4.40	6,758	12.05
10.000,01 - 15.000,00	133,921,010.22	11.03	10,565	18.84
15.000,01 - 20.000,00	189,310,910.30	15.60	10,808	19.28
20.000,01 - 25.000,00	198,030,105.32	16.32	8,823	15.74
25.000,01 - 30.000,00	178,429,764.68	14.70	6,502	11.60
30.000,01 - 35.000,00	132,759,753.18	10.94	4,103	7.32
35.000,01 - 40.000,00	91,674,885.59	7.55	2,450	4.37
40.000,01 - 45.000,00	59,215,184.71	4.88	1,400	2.50
45.000,01 - 50.000,00	43,978,430.11	3.62	927	1.65
50.000,01 - 55.000,00	32,354,806.99	2.67	618	1.10
55.000,01 - 60.000,00	25,497,518.92	2.10	444	0.79
> 60.000,00	68,538,800.68	5.65	915	1.63
Total	1,213,656,476.43	100.00	56,071	100.00

Average:	21,644.99
Min:	630.00
Max:	234,985.33

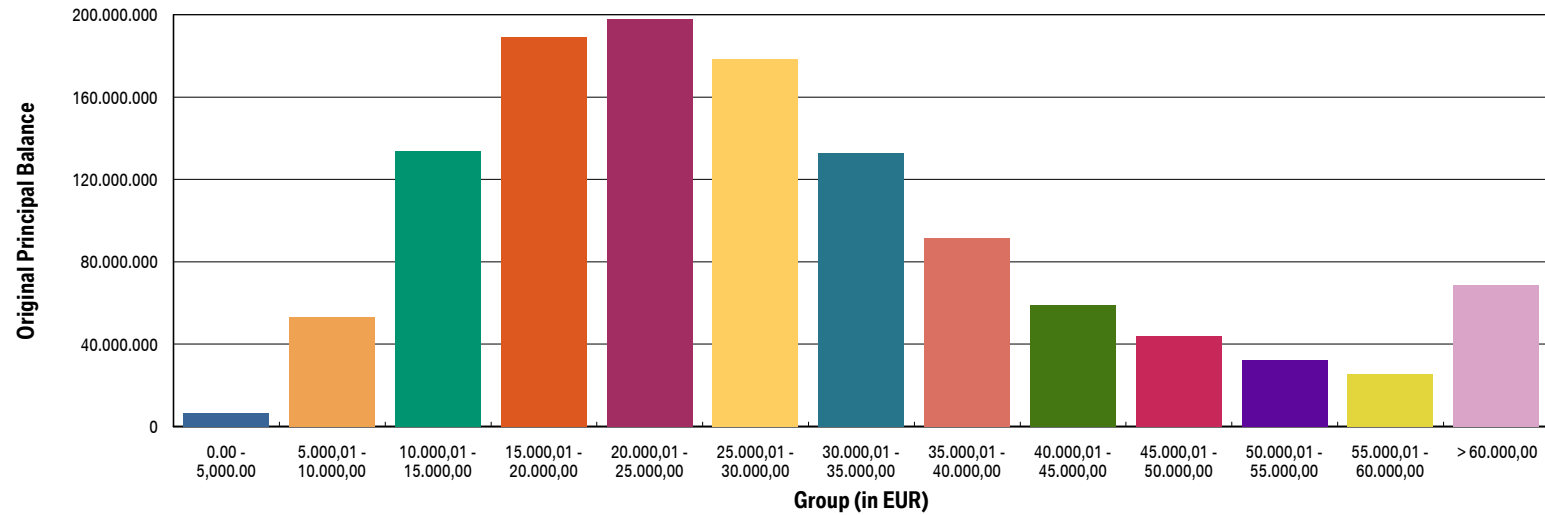
Compartment German Auto Loans 8
Monthly Investor Report



Rolls-Royce
 Motor Cars Limited

Reporting Date	Mar 11, 2021				
Payment Date	Mar 22, 2021				
Period No	34				
Monthly Period	Feb 28, 2021				
Interest Period	From	Feb 22, 2021	to	Mar 22, 2021	= 28 days

11a. Original Principal Balance (graph)



Compartment German Auto Loans 8
Monthly Investor Report



Rolls-Royce
Motor Cars Limited

Reporting Date	Mar 11, 2021			
Payment Date	Mar 22, 2021			
Period No	34			
Monthly Period	Feb 28, 2021			
Interest Period	From	Feb 22, 2021	to	Mar 22, 2021 = 28 days

12. Aggregate Principal Balance

Initial Portfolio

Group (in EUR)	Aggregate Principal Balance (in EUR)	Aggregate Principal Balance (in % of total)	Number of Contracts	Number of Contracts (in % of total)
0.00 - 5,000.00	11,911,454.23	1.11	3,553	6.34
5.000,01 - 10.000,00	67,979,197.49	6.32	8,808	15.71
10.000,01 - 15.000,00	144,390,179.97	13.43	11,512	20.53
15.000,01 - 20.000,00	184,235,767.64	17.13	10,572	18.85
20.000,01 - 25.000,00	179,689,329.59	16.71	8,035	14.33
25.000,01 - 30.000,00	145,425,557.37	13.52	5,329	9.50
30.000,01 - 35.000,00	102,843,973.13	9.56	3,186	5.68
35.000,01 - 40.000,00	69,581,005.45	6.47	1,864	3.32
40.000,01 - 45.000,00	45,284,645.28	4.21	1,071	1.91
45.000,01 - 50.000,00	33,696,768.07	3.13	711	1.27
50.000,01 - 55.000,00	24,282,918.80	2.26	464	0.83
55.000,01 - 60.000,00	19,141,345.96	1.78	334	0.60
> 60.000,00	46,837,767.73	4.36	632	1.13
Total	1,075,299,910.71	100.00	56,071	100.00

Average:	19,177.47
Min:	89.35
Max:	232,486.98

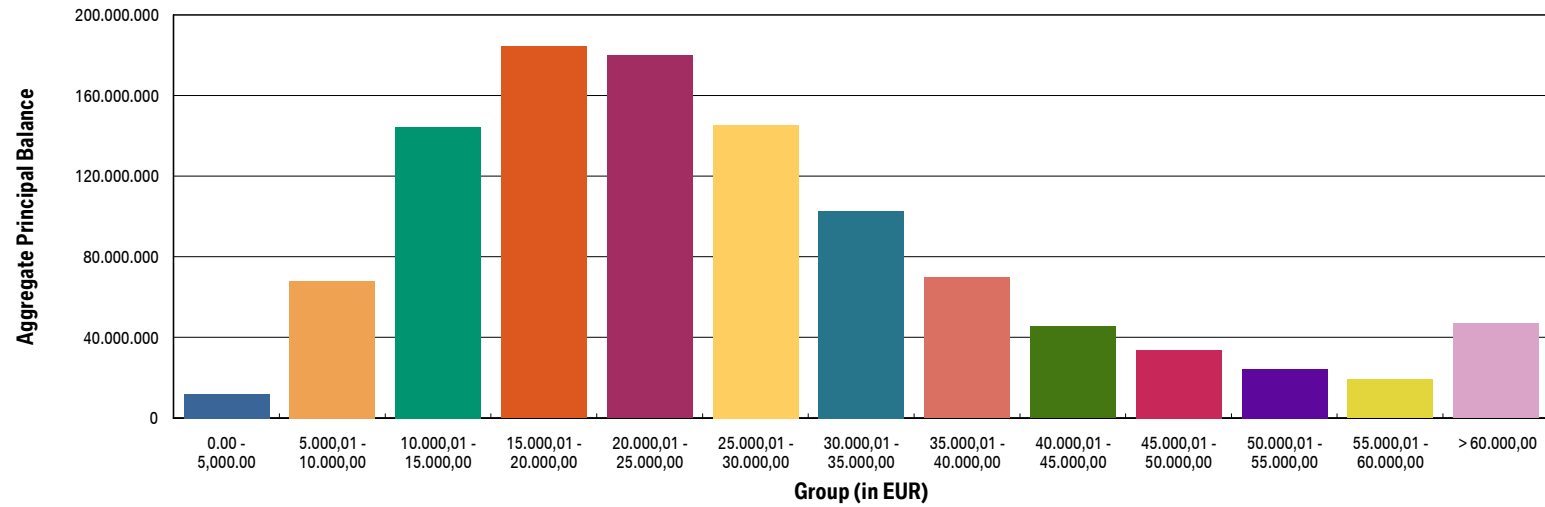
Compartment German Auto Loans 8
Monthly Investor Report



Rolls-Royce
 Motor Cars Limited

Reporting Date	Mar 11, 2021				
Payment Date	Mar 22, 2021				
Period No	34				
Monthly Period	Feb 28, 2021				
Interest Period	From	Feb 22, 2021	to	Mar 22, 2021	= 28 days

12a. Aggregate Principal Balance (graph)



Compartment German Auto Loans 8
Monthly Investor Report



Rolls-Royce
Motor Cars Limited

Reporting Date	Mar 11, 2021			
Payment Date	Mar 22, 2021			
Period No	34			
Monthly Period	Feb 28, 2021			
Interest Period	From	Feb 22, 2021	to	Mar 22, 2021 = 28 days

13. Aggregate Outstanding Principal Balance

Portfolio as of: Feb 28, 2021

Group (in EUR)	Aggregate Outstanding Principal Balance (in EUR)	Aggregate Outstanding Principal Balance (in % of total)	Number of Contracts	Number of Contracts (in % of total)
0.00 - 5,000.00	4,287,680.01	2.55	5,473	33.75
5,000,01 - 10,000,00	25,455,785.03	15.11	3,309	20.40
10,000,01 - 15,000,00	37,159,879.10	22.06	2,999	18.49
15,000,01 - 20,000,00	36,926,196.21	21.92	2,139	13.19
20,000,01 - 25,000,00	24,877,713.19	14.77	1,122	6.92
25,000,01 - 30,000,00	14,020,985.86	8.32	517	3.19
30,000,01 - 35,000,00	8,912,760.47	5.29	277	1.71
35,000,01 - 40,000,00	6,721,401.56	3.99	180	1.11
40,000,01 - 45,000,00	3,178,515.30	1.89	75	0.46
45,000,01 - 50,000,00	2,155,979.34	1.28	46	0.28
50,000,01 - 55,000,00	1,722,894.16	1.02	33	0.20
55,000,01 - 60,000,00	1,262,717.57	0.75	22	0.14
> 60,000,00	1,762,573.01	1.05	25	0.15
Total	168,445,080.81	100.00	16,217	100.00

WA:	10,386.94
Min:	0.00
Max:	111,749.36

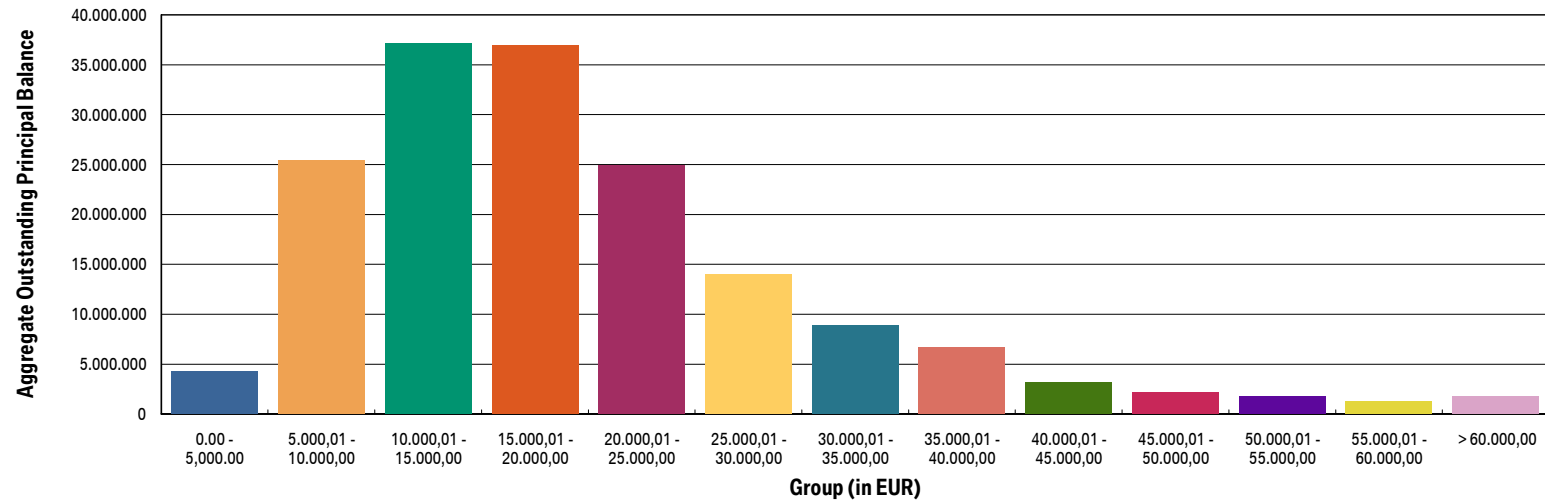
Compartment German Auto Loans 8
Monthly Investor Report



Rolls-Royce
 Motor Cars Limited

Reporting Date	Mar 11, 2021				
Payment Date	Mar 22, 2021				
Period No	34				
Monthly Period	Feb 28, 2021				
Interest Period	From	Feb 22, 2021	to	Mar 22, 2021	= 28 days

13a. Aggregate Outstanding Principal Balance (graph)



Compartment German Auto Loans 8
Monthly Investor Report



Rolls-Royce
Motor Cars Limited

Reporting Date	Mar 11, 2021				
Payment Date	Mar 22, 2021				
Period No	34				
Monthly Period	Feb 28, 2021				
Interest Period	From	Feb 22, 2021	to	Mar 22, 2021	= 28 days

14. Down Payments

Portfolio as of: Feb 28, 2021

Down Payment	Aggregate Outstanding Principal Balance (in EUR)	Aggregate Outstanding Principal Balance (in % of total)	Number of Contracts	Number of Contracts (in % of total)	Down Payment/ Purchase Price (in %)
No Down Payment	43,950,644.66	26.09	4,117	25.39	0.00
<=1000	4,447,877.04	2.64	490	3.02	4.07
1.000,01 - 2.000,00	10,230,408.66	6.07	1,083	6.68	7.91
2.000,01 - 3.000,00	12,501,979.27	7.42	1,328	8.19	11.80
3.000,01 - 4.000,00	11,048,390.76	6.56	1,226	7.56	15.20
4.000,01 - 5.000,00	16,726,047.15	9.93	1,695	10.45	17.39
5.000,01 - 6.000,00	9,590,418.89	5.69	955	5.89	19.93
6.000,01 - 7.000,00	8,159,396.62	4.84	786	4.85	21.64
7.000,01 - 8.000,00	8,096,196.29	4.81	765	4.72	22.98
8.000,01 - 9.000,00	4,658,664.20	2.77	421	2.60	23.99
9.000,01 - 10.000,00	12,042,914.76	7.15	1,039	6.41	25.48
10.000,01 - 11.000,00	3,096,206.52	1.84	244	1.50	26.01
11.000,01 - 12.000,00	3,386,460.89	2.01	291	1.79	28.46
12.000,01 - 13.000,00	3,055,460.67	1.81	233	1.44	27.44
13.000,01 - 14.000,00	2,216,782.35	1.32	171	1.05	28.25
14.000,01 - 15.000,00	4,348,389.01	2.58	416	2.57	32.79
> 15.000,00	10,888,843.07	6.46	957	5.90	37.35
Total	168,445,080.81	100.00	16,217	100.00	15.14

Minimum Down Payment:	75.79
Maximum Down Payment:	70,000.00
Average Down Payment:	5,431.55
Average Down Payment (customers that made a Down Payment):	7,279.63

Compartment German Auto Loans 8
Monthly Investor Report



Rolls-Royce
Motor Cars Limited

Reporting Date	Mar 11, 2021			
Payment Date	Mar 22, 2021			
Period No	34			
Monthly Period	Feb 28, 2021			
Interest Period	From	Feb 22, 2021	to	Mar 22, 2021 = 28 days

15. Borrower Concentration

Portfolio as of: Feb 28, 2021

Borrower (Top 20)	Aggregate Outstanding Principal Balance (in EUR)	Aggregate Outstanding Principal Balance (in % of total)	Number of Contracts	Number of Contracts (in % of total)
1	111,749.36	0.07	1	0.01
2	107,627.66	0.06	4	0.02
3	87,668.10	0.05	1	0.01
4	85,132.94	0.05	2	0.01
5	81,289.17	0.05	1	0.01
6	81,169.84	0.05	1	0.01
7	78,712.94	0.05	1	0.01
8	77,682.84	0.05	2	0.01
9	76,436.20	0.05	1	0.01
10	75,114.15	0.04	1	0.01
11	74,303.96	0.04	2	0.01
12	73,017.22	0.04	2	0.01
13	70,121.81	0.04	2	0.01
14	69,512.01	0.04	1	0.01
15	69,485.67	0.04	1	0.01
16	68,556.40	0.04	2	0.01
17	67,974.91	0.04	1	0.01
18	67,547.29	0.04	1	0.01
19	67,189.26	0.04	1	0.01
20	66,398.91	0.04	1	0.01
Total	1,556,690.64	0.92	29	0.18
Total Portfolio Balance	168,445,080.81			

Compartment German Auto Loans 8
Monthly Investor Report



Rolls-Royce
 Motor Cars Limited

Reporting Date	Mar 11, 2021			
Payment Date	Mar 22, 2021			
Period No	34			
Monthly Period	Feb 28, 2021			
Interest Period	From	Feb 22, 2021	to	Mar 22, 2021 = 28 days

16. Geographical Distribution

Initial Portfolio

Post code area	Aggregate Principal Balance (in EUR)	Aggregate Principal Balance (in % of total)	Number of Contracts	Number of contracts (in % of total)
post code area 0	59,388,875.81	5.52	3,031	5.41
post code area 1	68,063,748.40	6.33	3,264	5.82
post code area 2	95,520,039.60	8.88	4,972	8.87
post code area 3	98,034,964.07	9.12	5,256	9.37
post code area 4	128,909,449.36	11.99	6,764	12.06
post code area 5	122,157,113.60	11.36	6,477	11.55
post code area 6	136,415,503.83	12.69	7,223	12.88
post code area 7	129,944,746.50	12.08	6,948	12.39
post code area 8	139,594,765.87	12.98	7,090	12.64
post code area 9	97,270,703.67	9.05	5,046	9.00
Total	1,075,299,910.71	100.00	56,071	100.00

Compartment German Auto Loans 8
Monthly Investor Report



Rolls-Royce
Motor Cars Limited

Reporting Date	Mar 11, 2021			
Payment Date	Mar 22, 2021			
Period No	34			
Monthly Period	Feb 28, 2021			
Interest Period	From	Feb 22, 2021	to	Mar 22, 2021 = 28 days

16. Geographical Distribution

Portfolio as of: Feb 28, 2021

Post code area	Aggregate Outstanding Principal Balance (in EUR)	Aggregate Outstanding Principal Balance (in % of total)	Number of Contracts	Number of Contracts (in % of total)
post code area 0	10,719,282.75	6.36	967	5.96
post code area 1	12,099,774.25	7.18	1,090	6.72
post code area 2	15,405,951.95	9.15	1,456	8.98
post code area 3	16,424,753.06	9.75	1,587	9.79
post code area 4	18,657,165.82	11.08	1,891	11.66
post code area 5	19,620,161.80	11.65	1,850	11.41
post code area 6	20,843,062.23	12.37	2,089	12.88
post code area 7	19,726,203.87	11.71	1,915	11.81
post code area 8	20,290,542.18	12.05	1,903	11.73
post code area 9	14,572,683.98	8.65	1,455	8.97
post code area Others	85,498.92	0.05	14	0.09
Total	168,445,080.81	100.00	16,217	100.00

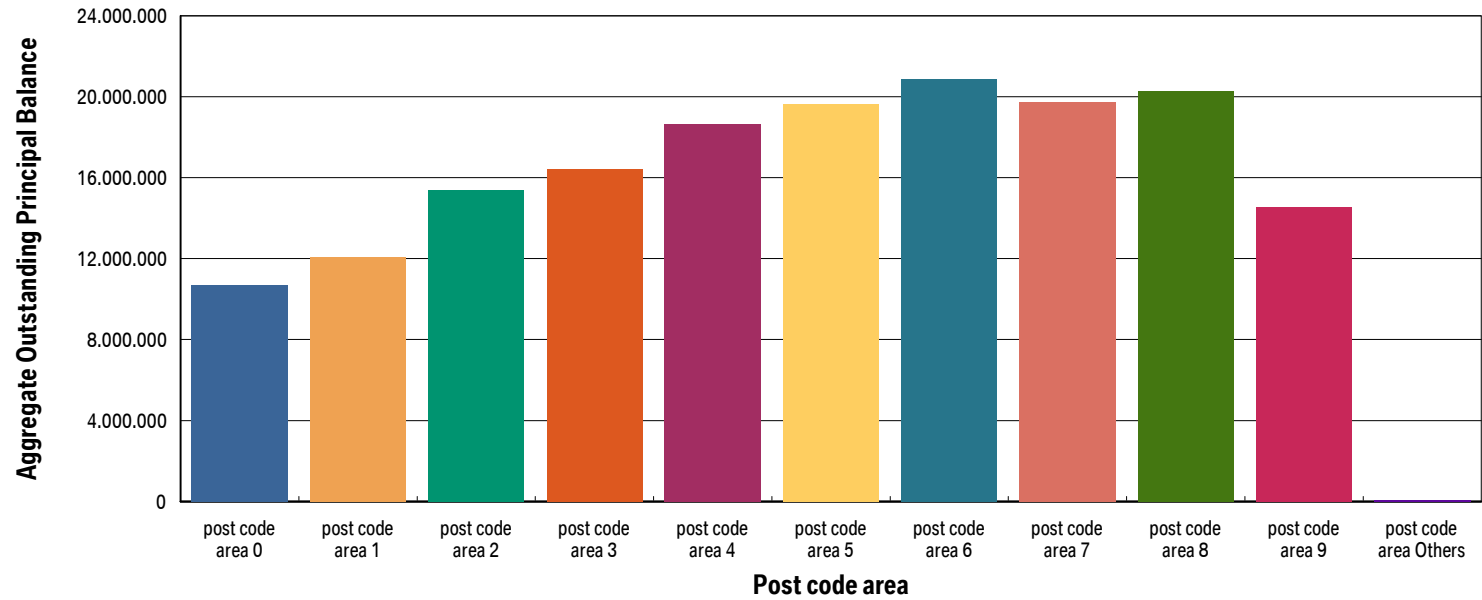
Compartment German Auto Loans 8
Monthly Investor Report



Rolls-Royce
 Motor Cars Limited

Reporting Date	Mar 11, 2021				
Payment Date	Mar 22, 2021				
Period No	34				
Monthly Period	Feb 28, 2021				
Interest Period	From	Feb 22, 2021	to	Mar 22, 2021	= 28 days

16a. Geographical Distribution (graph)



Compartment German Auto Loans 8
Monthly Investor Report



Rolls-Royce
Motor Cars Limited

Reporting Date	Mar 11, 2021			
Payment Date	Mar 22, 2021			
Period No	34			
Monthly Period	Feb 28, 2021			
Interest Period	From	Feb 22, 2021	to	Mar 22, 2021 = 28 days

17. Car Type & Customer Group

Initial Portfolio

Car Type	Aggregate Principal Balance (in EUR)	Aggregate Principal Balance (in % of total)	Number of Contracts	Number of Contracts (in % of total)
New	511,495,773.89	47.57	20,632	36.80
Used	563,804,136.82	52.43	35,439	63.20
Total	1,075,299,910.71	100.00	56,071	100.00

Customer Group	Aggregate Principal Balance (in EUR)	Aggregate Principal Balance (in % of total)	Number of Contracts	Number of Contracts (in % of total)
Commercial	285,100,325.98	26.51	11,022	19.66
Private Individual	790,199,584.73	73.49	45,049	80.34
Total	1,075,299,910.71	100.00	56,071	100.00

Compartment German Auto Loans 8
Monthly Investor Report



Rolls-Royce
Motor Cars Limited

Reporting Date	Mar 11, 2021			
Payment Date	Mar 22, 2021			
Period No	34			
Monthly Period	Feb 28, 2021			
Interest Period	From	Feb 22, 2021	to	Mar 22, 2021 = 28 days

17. Car Type & Customer Group

Portfolio as of: Feb 28, 2021

Car Type	Aggregate Outstanding Principal Balance (in EUR)	Aggregate Outstanding Principal Balance (in % of total)	Number of Contracts	Number of Contracts (in % of total)
New	67,695,299.71	40.19	5,229	32.24
Used	100,749,781.10	59.81	10,988	67.76
Total	168,445,080.81	100.00	16,217	100.00

Customer Group	Aggregate Outstanding Principal Balance (in EUR)	Aggregate Outstanding Principal Balance (in % of total)	Number of Contracts	Number of Contracts (in % of total)
Commercial	36,752,226.45	21.82	2,684	16.55
Private Individual	131,692,854.36	78.18	13,533	83.45
Total	168,445,080.81	100.00	16,217	100.00

Compartment German Auto Loans 8
Monthly Investor Report



Rolls-Royce
Motor Cars Limited

Reporting Date	Mar 11, 2021			
Payment Date	Mar 22, 2021			
Period No	34			
Monthly Period	Feb 28, 2021			
Interest Period	From	Feb 22, 2021	to	Mar 22, 2021 = 28 days

18. Delinquencies

Initial Portfolio

Days past due	Aggregate Principal Balance (in EUR)	Aggregate Principal Balance (in % of total)	Number of Contracts	Number of Contracts (in % of total)
1 - 30	0.00	0.00	0	0.00
31 - 60	0.00	0.00	0	0.00
61 - 90	0.00	0.00	0	0.00
91 - 120	0.00	0.00	0	0.00
> 120	0.00	0.00	0	0.00
Total	0.00	0.00	0	0.00

Portfolio as of: Feb 28, 2021

Days past due	Aggregate Outstanding Principal Balance (in EUR)	Aggregate Outstanding Principal Balance (in % of total)	Number of Contracts	Number of Contracts (in % of total)
1 - 30	1,521,350.48	0.90	90	0.55
31 - 60	1,131,727.12	0.67	70	0.43
61 - 90	425,503.02	0.25	30	0.18
91 - 120	292,244.14	0.17	26	0.16
> 120	409,095.84	0.24	31	0.19
Total	3,779,920.60	2.24	247	1.52

Compartment German Auto Loans 8

Monthly Investor Report



Rolls-Royce
Motor Cars Limited

Reporting Date	Mar 11, 2021				
Payment Date	Mar 22, 2021				
Period No	34				
Monthly Period	Feb 28, 2021				
Interest Period	From	Feb 22, 2021	to	Mar 22, 2021	= 28 days

18a. Delinquencies Analysis

Monthly Period	Performing (in EUR)	31-60 days past due (in EUR)	61-90 days past due (in EUR)	91-120 days past due (in EUR)	>120 days past due (in EUR)
May - 18	1,052,856,026.67	0.00	0.00	0.00	0.00
June - 18	1,025,920,741.08	233,336.96	0.00	0.00	0.00
July - 18	996,483,247.28	481,935.51	31,765.70	0.00	0.00
Aug - 18	966,977,692.08	533,675.23	110,616.76	31,765.70	0.00
Sept - 18	940,700,267.02	1,200,220.42	234,647.64	87,002.36	20,394.58
Oct - 18	912,899,854.06	543,706.97	432,611.31	177,974.36	83,768.01
Nov - 18	885,102,126.56	1,030,841.39	143,861.32	298,949.46	196,304.73
Dec - 18	859,006,011.25	1,132,465.64	387,227.93	143,806.82	311,578.70
Jan - 19	831,440,112.06	802,553.45	520,268.13	277,977.96	279,620.86
Feb - 19	805,436,050.61	953,939.39	337,962.17	429,690.95	317,236.05
Mar - 19	777,512,528.36	1,414,940.60	466,607.47	107,293.91	648,764.98
Apr - 19	750,042,508.62	1,344,947.00	464,953.76	288,803.53	605,195.72
May - 19	723,580,107.76	1,203,515.65	491,288.91	404,880.31	555,124.42
June - 19	699,170,880.02	1,220,494.59	344,122.62	288,224.31	435,128.09
July - 19	671,918,788.11	1,050,200.27	519,348.27	215,474.42	445,405.41
Aug - 19	646,700,075.48	1,450,252.44	423,782.09	327,347.68	677,623.38
Sept - 19	622,958,860.77	1,365,831.71	723,406.80	125,505.19	522,623.73
Oct - 19	599,139,505.67	1,028,057.79	354,923.49	497,668.10	326,784.11
Nov - 19	575,018,741.06	949,662.17	455,421.22	231,164.95	550,476.14
Dec - 19	551,277,351.49	1,175,344.16	519,314.12	237,021.95	502,982.60
Jan - 20	527,378,262.94	1,067,543.00	456,177.99	190,152.74	329,319.61
Feb - 20	507,679,654.72	591,329.72	563,991.48	264,600.98	231,906.73
Mar - 20	482,743,548.41	1,025,658.87	384,458.97	346,664.40	352,753.15
Apr - 20	457,704,057.65	1,229,584.91	490,609.31	204,518.29	487,383.30
May - 20	437,661,276.25	894,453.66	732,959.94	146,072.99	553,232.23
June - 20	417,101,884.42	657,177.27	450,076.20	572,394.07	322,579.68
July - 20	380,570,997.41	707,826.03	403,274.92	246,498.80	456,154.70
Aug - 20	349,034,612.44	1,755,448.30	351,451.13	197,523.36	406,613.06

Compartment German Auto Loans 8
Monthly Investor Report



Rolls-Royce
 Motor Cars Limited

Reporting Date	Mar 11, 2021				
Payment Date	Mar 22, 2021				
Period No	34				
Monthly Period	Feb 28, 2021				
Interest Period	From	Feb 22, 2021	to	Mar 22, 2021	= 28 days

18a. Delinquencies Analysis

Monthly Period	Performing (in EUR)	31-60 days past due (in EUR)	61-90 days past due (in EUR)	91-120 days past due (in EUR)	>120 days past due (in EUR)
Sept - 20	315,229,035.57	1,183,899.09	660,394.12	178,723.67	400,971.72
Oct - 20	278,744,042.72	1,125,120.08	384,561.99	446,172.47	246,478.96
Nov - 20	245,068,270.58	1,090,782.11	449,294.91	209,678.43	418,380.68
Dec - 20	205,060,678.27	1,279,035.80	454,116.89	336,150.76	388,250.11
Jan - 21	176,612,975.25	1,159,543.77	582,343.27	234,462.80	537,243.58
Feb - 21	166,186,510.69	1,131,727.12	425,503.02	292,244.14	409,095.84

Compartment German Auto Loans 8
Monthly Investor Report



Rolls-Royce
 Motor Cars Limited

Reporting Date	Mar 11, 2021			
Payment Date	Mar 22, 2021			
Period No	34			
Monthly Period	Feb 28, 2021			
Interest Period	From	Feb 22, 2021	to	Mar 22, 2021 = 28 days

19. Seasoning

Initial Portfolio

Group (in months)	Aggregate Principal Balance (in EUR)	Aggregate Principal Balance (in % of total)	Number of Contracts	Number of Contracts (in % of total)
<= 6	492,607,422.31	45.81	23,758	42.37
> 6 - <= 12	391,635,229.03	36.42	20,512	36.58
> 12 - <= 24	130,251,179.08	12.11	7,514	13.40
> 24 - <= 36	49,977,501.72	4.65	3,393	6.05
> 36 - <= 42	5,051,935.82	0.47	397	0.71
> 42 - <= 48	3,810,087.86	0.35	322	0.57
> 48 - <= 53	1,210,666.78	0.11	105	0.19
> 53	755,888.11	0.07	70	0.12
Total	1,075,299,910.71	100.00	56,071	100.00

WA Seasoning (in months):	9.07
Min (in months):	3.00
Max (in months):	67.00

Compartment German Auto Loans 8
Monthly Investor Report



Rolls-Royce
Motor Cars Limited

Reporting Date	Mar 11, 2021			
Payment Date	Mar 22, 2021			
Period No	34			
Monthly Period	Feb 28, 2021			
Interest Period	From	Feb 22, 2021	to	Mar 22, 2021 = 28 days

19. Seasoning

Portfolio as of: Feb 28, 2021

Group (in months)	Aggregate Outstanding Principal Balance (in EUR)	Aggregate Outstanding Principal Balance (in % of total)	Number of Contracts	Number of Contracts (in % of total)
<= 6	0.00	0.00	0	0.00
> 6 - <= 12	0.00	0.00	0	0.00
> 12 - <= 24	0.00	0.00	0	0.00
> 24 - <= 36	0.00	0.00	0	0.00
> 36 - <= 42	125,509,810.07	74.51	12,009	74.05
> 42 - <= 48	36,314,630.50	21.56	3,186	19.65
> 48 - <= 53	2,973,483.41	1.77	444	2.74
> 53	3,647,156.83	2.17	578	3.56
Total	168,445,080.81	100.00	16,217	100.00

WA Seasoning (in months):	41.02
Min (in months):	37.00
Max (in months):	89.00

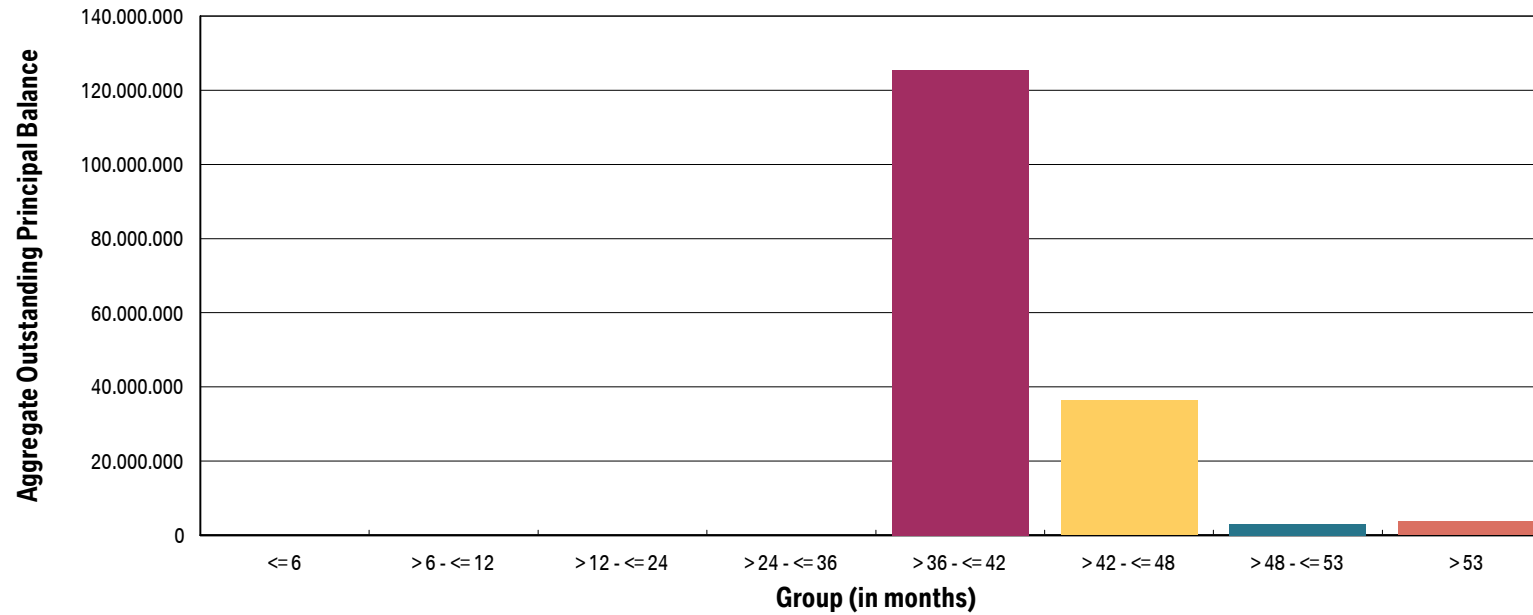
Compartment German Auto Loans 8
Monthly Investor Report



Rolls-Royce
 Motor Cars Limited

Reporting Date	Mar 11, 2021				
Payment Date	Mar 22, 2021				
Period No	34				
Monthly Period	Feb 28, 2021				
Interest Period	From	Feb 22, 2021	to	Mar 22, 2021	= 28 days

19a. Seasoning (graph)



Compartment German Auto Loans 8
Monthly Investor Report



Rolls-Royce
 Motor Cars Limited

Reporting Date	Mar 11, 2021			
Payment Date	Mar 22, 2021			
Period No	34			
Monthly Period	Feb 28, 2021			
Interest Period	From	Feb 22, 2021	to	Mar 22, 2021 = 28 days

20. Remaining Term

Initial Portfolio

Group (in months)	Aggregate Principal Balance (in EUR)	Aggregate Principal Balance (in % of total)	Number of Contracts	Number of Contracts (in % of total)
<= 6	16,053,540.58	1.49	1,460	2.60
> 6 - <= 12	28,451,320.08	2.65	2,297	4.10
> 12 - <= 24	130,153,234.30	12.10	9,416	16.79
> 24 - <= 36	462,331,005.88	43.00	23,661	42.20
> 36 - <= 42	142,815,618.83	13.28	7,056	12.58
> 42 - <= 48	72,965,238.70	6.79	3,327	5.93
> 48 - <= 53	91,317,767.33	8.49	3,738	6.67
> 53	131,212,185.01	12.20	5,116	9.12
Total	1,075,299,910.71	100.00	56,071	100.00

WA Remaining Term (in months):	35.12
Min (in months):	3.00
Max (in months):	60.00

Compartment German Auto Loans 8
Monthly Investor Report



Rolls-Royce
Motor Cars Limited

Reporting Date	Mar 11, 2021			
Payment Date	Mar 22, 2021			
Period No	34			
Monthly Period	Feb 28, 2021			
Interest Period	From	Feb 22, 2021	to	Mar 22, 2021 = 28 days

20. Remaining Term

Portfolio as of: Feb 28, 2021

Group (in months)	Aggregate Outstanding Principal Balance (in EUR)	Aggregate Outstanding Principal Balance (in % of total)	Number of Contracts	Number of Contracts (in % of total)
<= 6	36,184,137.39	21.48	7,368	45.43
> 6 - <= 12	42,322,370.42	25.13	3,356	20.69
> 12 - <= 24	89,832,688.77	53.33	5,483	33.81
> 24 - <= 36	105,884.23	0.06	10	0.06
> 36 - <= 42	0.00	0.00	0	0.00
> 42 - <= 48	0.00	0.00	0	0.00
> 48 - <= 53	0.00	0.00	0	0.00
> 53	0.00	0.00	0	0.00
Total	168,445,080.81	100.00	16,217	100.00

WA Remaining Term (in months):	13.75
Min (in months):	0.00
Max (in months):	26.00

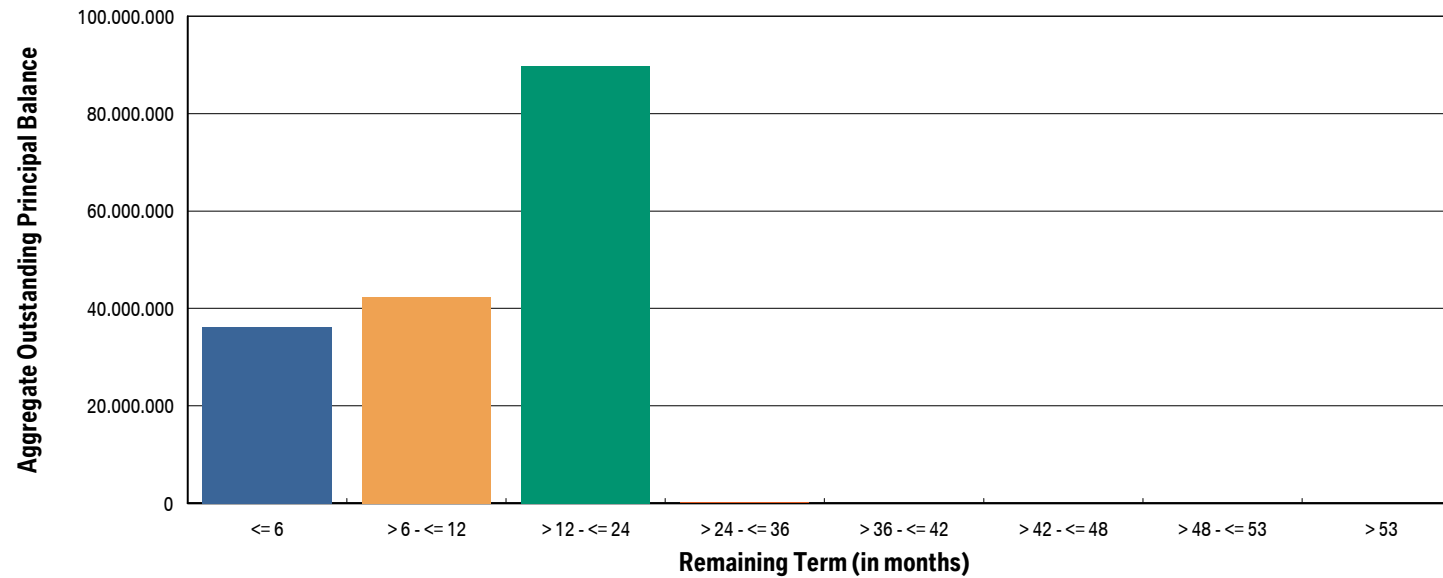
Compartment German Auto Loans 8
Monthly Investor Report



Rolls-Royce
 Motor Cars Limited

Reporting Date	Mar 11, 2021				
Payment Date	Mar 22, 2021				
Period No	34				
Monthly Period	Feb 28, 2021				
Interest Period	From	Feb 22, 2021	to	Mar 22, 2021	= 28 days

20a. Remaining Term (graph)



Compartment German Auto Loans 8
Monthly Investor Report



Rolls-Royce
Motor Cars Limited

Reporting Date	Mar 11, 2021			
Payment Date	Mar 22, 2021			
Period No	34			
Monthly Period	Feb 28, 2021			
Interest Period	From	Feb 22, 2021	to	Mar 22, 2021 = 28 days

21. Original Term

Initial Portfolio

Group (in months)	Aggregate Principal Balance (in EUR)	Aggregate Principal Balance (in % of total)	Number of Contracts	Number of Contracts (in % of total)
<= 6	0.00	0.00	0	0.00
> 6 - <= 12	683,348.34	0.06	275	0.49
> 12 - <= 24	41,759,800.70	3.88	4,346	7.75
> 24 - <= 36	522,385,630.26	48.58	27,540	49.12
> 36 - <= 42	4,537,430.98	0.42	341	0.61
> 42 - <= 48	231,089,301.46	21.49	11,811	21.06
> 48 - <= 53	850,694.44	0.08	50	0.09
> 53	273,993,704.53	25.48	11,708	20.88
Total	1,075,299,910.71	100.00	56,071	100.00

WA Original Term (in months):	44.19
Min (in months):	7.00
Max (in months):	120.00

Compartment German Auto Loans 8
Monthly Investor Report



Rolls-Royce
Motor Cars Limited

Reporting Date	Mar 11, 2021			
Payment Date	Mar 22, 2021			
Period No	34			
Monthly Period	Feb 28, 2021			
Interest Period	From	Feb 22, 2021	to	Mar 22, 2021 = 28 days

21. Original Term

Portfolio as of: Feb 28, 2021

Group (in months)	Aggregate Outstanding Principal Balance (in EUR)	Aggregate Outstanding Principal Balance (in % of total)	Number of Contracts	Number of Contracts (in % of total)
<= 6	0.00	0.00	0	0.00
> 6 - <= 12	20.00	0.00	1	0.01
> 12 - <= 24	40,069.73	0.02	48	0.30
> 24 - <= 36	2,167,010.11	1.29	3,162	19.50
> 36 - <= 42	568,397.53	0.34	123	0.76
> 42 - <= 48	67,907,267.84	40.31	6,184	38.13
> 48 - <= 53	265,850.14	0.16	22	0.14
> 53	97,496,465.46	57.88	6,677	41.17
Total	168,445,080.81	100.00	16,217	100.00

WA Original Term (in months):	54.75
Min (in months):	12.00
Max (in months):	90.00

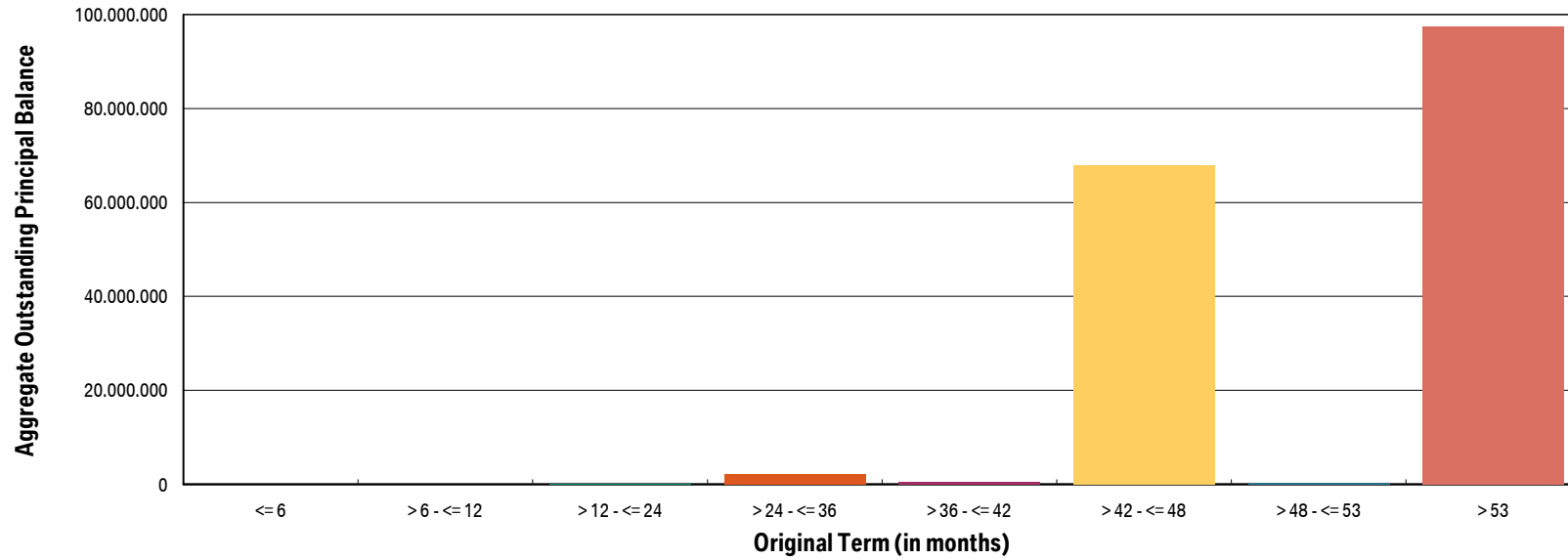
Compartment German Auto Loans 8
Monthly Investor Report



Rolls-Royce
 Motor Cars Limited

Reporting Date	Mar 11, 2021				
Payment Date	Mar 22, 2021				
Period No	34				
Monthly Period	Feb 28, 2021				
Interest Period	From	Feb 22, 2021	to	Mar 22, 2021	= 28 days

21a. Original Term (graph)



Compartment German Auto Loans 8
Monthly Investor Report



Rolls-Royce
Motor Cars Limited

Reporting Date	Mar 11, 2021			
Payment Date	Mar 22, 2021			
Period No	34			
Monthly Period	Feb 28, 2021			
Interest Period	From	Feb 22, 2021	to	Mar 22, 2021 = 28 days

22. Vehicle Class

Initial Portfolio

Group	Aggregate Principal Balance (in EUR)	Aggregate Principal Balance (in % of total)	Number of Contracts	Number of Contracts (in % of total)
BMW 1 Series	129,865,755.35	12.08	9,511	16.96
BMW 2 Series	103,347,732.66	9.61	4,514	8.05
BMW 3 Series	145,598,511.94	13.54	8,561	15.27
BMW 4 Series	69,614,986.52	6.47	2,164	3.86
BMW 5 Series	153,275,207.30	14.25	6,718	11.98
BMW 6 Series	12,574,532.89	1.17	332	0.59
BMW 7 Series	15,588,328.20	1.45	505	0.90
BMW X1 Series	78,758,412.40	7.32	4,211	7.51
BMW X3 Series	67,685,228.04	6.29	2,881	5.14
BMW X4 Series	19,330,655.27	1.80	547	0.98
BMW X5 Series	59,449,059.17	5.53	1,757	3.13
BMW X6 Series	19,564,213.22	1.82	477	0.85
BMW Z Series	6,510,679.28	0.61	382	0.68
BMW i Series	4,017,788.04	0.37	134	0.24
MINI	143,991,857.94	13.39	9,217	16.44
Non BMW Group Models (incl. Motorcycles)	24,654,365.38	2.29	1,725	3.08
Other BMW Group (incl. Motorcycles)	21,472,597.11	2.00	2,435	4.34
Total	1,075,299,910.71	100.00	56,071	100.00

Compartment German Auto Loans 8
Monthly Investor Report



Rolls-Royce
Motor Cars Limited

Reporting Date	Mar 11, 2021			
Payment Date	Mar 22, 2021			
Period No	34			
Monthly Period	Feb 28, 2021			
Interest Period	From	Feb 22, 2021	to	Mar 22, 2021 = 28 days

22. Vehicle Class

Portfolio as of: Feb 28, 2021

Group	Aggregate Outstanding Principal Balance (in EUR)	Aggregate Outstanding Principal Balance (in % of total)	Number of Contracts	Number of Contracts (in % of total)
BMW 1 Series	19,258,776.85	11.43	2,709	16.70
BMW 2 Series	15,404,212.95	9.14	1,271	7.84
BMW 3 Series	25,463,897.85	15.12	2,712	16.72
BMW 4 Series	11,936,158.27	7.09	688	4.24
BMW 5 Series	30,945,326.05	18.37	2,499	15.41
BMW 6 Series	2,124,191.02	1.26	96	0.59
BMW 7 Series	2,549,007.06	1.51	153	0.94
BMW X1 Series	11,997,035.92	7.12	1,221	7.53
BMW X3 Series	12,252,630.71	7.27	1,035	6.38
BMW X4 Series	3,099,015.91	1.84	166	1.02
BMW X5 Series	10,045,401.67	5.96	525	3.24
BMW X6 Series	2,755,313.53	1.64	130	0.80
BMW Z Series	874,561.93	0.52	82	0.51
BMW i Series	528,024.99	0.31	50	0.31
MINI	13,607,746.28	8.08	2,112	13.02
Non BMW Group Models (incl. Motorcycles)	4,403,705.23	2.61	527	3.25
Other BMW Group (incl. Motorcycles)	1,200,074.59	0.71	241	1.49
Total	168,445,080.81	100.00	16,217	100.00

Compartment German Auto Loans 8
Monthly Investor Report



Rolls-Royce
Motor Cars Limited

Reporting Date	Mar 11, 2021			
Payment Date	Mar 22, 2021			
Period No	34			
Monthly Period	Feb 28, 2021			
Interest Period	From	Feb 22, 2021	to	Mar 22, 2021 = 28 days

23. Payment Type

Initial Portfolio:

Group	Aggregate Principal Balance (in EUR)	Aggregate Principal Balance (in % of total)	Number of Contracts	Number of Contracts (in % of total)
Direct debit	1,072,959,034.30	99.78	55,958	99.80
Self payment	2,340,876.41	0.22	113	0.20
Total	1,075,299,910.71	100.00	56,071	100.00

Portfolio as of: Feb 28, 2021

Group	Aggregate Outstanding Principal Balance (in EUR)	Aggregate Outstanding Principal Balance (in % of total)	Number of Contracts	Number of Contracts (in % of total)
Direct debit	165,873,680.18	98.47	15,879	97.92
Self payment	2,571,400.63	1.53	338	2.08
Total	168,445,080.81	100.00	16,217	100.00

Compartment German Auto Loans 8
Monthly Investor Report



Rolls-Royce
 Motor Cars Limited

Reporting Date	Mar 11, 2021		
Payment Date	Mar 22, 2021		
Period No	34		
Monthly Period	Feb 28, 2021		
Interest Period	From	Feb 22, 2021	to Mar 22, 2021 = 28 days

24. Interest Rates

		Weighted Average Nominal Interest Rate (in %)	
Aggregate Principal Balance (Initial)	1,075,299,910.71		3.20
Aggregate Outstanding Principal Balance	168,445,080.81		3.33

Compartment German Auto Loans 8
Monthly Investor Report



Rolls-Royce
Motor Cars Limited

Reporting Date	Mar 11, 2021			
Payment Date	Mar 22, 2021			
Period No	34			
Monthly Period	Feb 28, 2021			
Interest Period	From	Feb 22, 2021	to	Mar 22, 2021 = 28 days

25. Credit Type

Initial Portfolio

Credit Type	Aggregate Principal Balance (in EUR)	Aggregate Principal Balance (in % of total)	Number of Contracts	Number of Contracts (in % of total)
Balloon	1,065,386,634.83	99.08	54,435	97.08
Equal Instalment Loan	9,913,275.88	0.92	1,636	2.92
Total	1,075,299,910.71	100.00	56,071	100.00

Portfolio as of: Feb 28, 2021

Credit Type	Aggregate Outstanding Principal Balance (in EUR)	Aggregate Outstanding Principal Balance (in % of total)	Number of Contracts	Number of Contracts (in % of total)
Balloon	167,720,725.93	99.57	15,998	98.65
Equal Instalment Loan	724,354.88	0.43	219	1.35
Total	168,445,080.81	100.00	16,217	100.00

Compartment German Auto Loans 8
Monthly Investor Report



Rolls-Royce
Motor Cars Limited

Reporting Date	Mar 11, 2021			
Payment Date	Mar 22, 2021			
Period No	34			
Monthly Period	Feb 28, 2021			
Interest Period	From	Feb 22, 2021	to	Mar 22, 2021 = 28 days

26. Contracts Per Customer

Initial Portfolio

Group	Aggregate Principal Balance (in EUR)	Aggregate Principal Balance (in % of total)	Number of Contracts	Number of Contracts (in % of total)
1	1,021,847,444.53	95.03	53,818	95.98
2 - 4	44,933,659.05	4.18	1,879	3.35
5 - 7	2,469,885.89	0.23	109	0.19
8 - 10	879,227.35	0.08	45	0.08
> 10	5,169,693.89	0.48	220	0.39
Total	1,075,299,910.71	100.00	56,071	100.00

Portfolio as of: Feb 28, 2021

Group	Aggregate Outstanding Principal Balance (in EUR)	Aggregate Outstanding Principal Balance (in % of total)	Number of Contracts	Number of Contracts (in % of total)
1	166,165,606.46	98.65	16,060	99.03
2 - 4	2,279,474.35	1.35	157	0.97
5 - 7	0.00	0.00	0	0.00
8 - 10	0.00	0.00	0	0.00
> 10	0.00	0.00	0	0.00
Total	168,445,080.81	100.00	16,217	100.00

Compartment German Auto Loans 8
Monthly Investor Report



Rolls-Royce
 Motor Cars Limited

Reporting Date	Mar 11, 2021			
Payment Date	Mar 22, 2021			
Period No	34			
Monthly Period	Feb 28, 2021			
Interest Period	From	Feb 22, 2021	to	Mar 22, 2021 = 28 days

27. Amortisation

Initial Portfolio

Period	Principal Balance (in EUR)
	1,075,299,910.71
1	1,061,357,489.07
2	1,047,376,391.98
3	1,028,976,630.62
4	1,011,847,734.98
5	994,587,130.43
6	977,587,209.07
7	960,632,551.19
8	943,395,454.14
9	926,963,774.36
10	910,101,977.23
11	892,419,263.73
12	873,954,514.11
13	855,587,954.26
14	836,259,321.26
15	815,300,347.63
16	796,093,347.75
17	776,144,845.96
18	755,946,281.31
19	735,816,698.97
20	715,114,886.44
21	696,423,052.91
22	680,012,992.58
23	661,963,242.23
24	644,189,851.85
25	627,229,357.25
26	609,753,422.74
27	564,757,889.20
28	525,428,885.48
29	483,696,257.65

Current Portfolio

Period	Principal Balance in EUR	Reduction in EUR
	168,445,080.81	
1	160,358,296.43	8,086,784.38
2	155,136,032.79	5,222,263.64
3	150,164,491.58	4,971,541.21
4	145,186,454.42	4,978,037.16
5	130,266,013.08	14,920,441.34
6	118,573,775.32	11,692,237.76
7	107,332,399.75	11,241,375.57
8	98,030,346.10	9,302,053.65
9	90,070,502.61	7,959,843.49
10	82,359,545.21	7,710,957.40
11	75,007,750.79	7,351,794.42
12	72,772,902.68	2,234,848.11
13	70,223,701.47	2,549,201.21
14	67,564,874.43	2,658,827.04
15	65,234,374.06	2,330,500.37
16	62,734,634.82	2,499,739.24
17	53,758,392.66	8,976,242.16
18	45,461,132.51	8,297,260.15
19	36,845,568.91	8,615,563.60
20	28,217,322.64	8,628,246.27
21	19,064,245.91	9,153,076.73
22	8,899,943.20	10,164,302.71
23	12,148.88	8,887,794.32
24	5,758.83	6,390.05
25	1,326.56	4,432.27
26	0.00	1,326.56
27	0.00	0.00
28	0.00	0.00
29	0.00	0.00

Compartment German Auto Loans 8
Monthly Investor Report



Rolls-Royce
 Motor Cars Limited

Reporting Date	Mar 11, 2021		
Payment Date	Mar 22, 2021		
Period No	34		
Monthly Period	Feb 28, 2021		
Interest Period	From	Feb 22, 2021	to Mar 22, 2021 = 28 days

27. Amortisation

Initial Portfolio

Period	Principal Balance (in EUR)
30	440,605,305.95
31	392,140,353.45
32	334,901,312.09
33	293,075,233.85
34	284,499,363.79
35	275,210,944.10
36	266,153,461.44
37	257,195,264.89
38	248,644,221.55
39	223,065,697.54
40	201,939,995.92
41	183,125,587.37
42	167,020,001.82
43	153,550,322.74
44	140,072,333.42
45	127,680,743.83
46	123,787,776.71
47	119,433,902.10
48	115,054,784.43
49	110,871,342.68
50	106,578,147.42
51	90,866,337.94
52	76,260,088.19
53	62,040,002.52
54	46,852,592.27
55	31,749,212.54
56	14,675,475.77
57	16,968.32
58	8,236.30
59	1,913.98

Current Portfolio

Period	Principal Balance in EUR	Reduction in EUR
30	0.00	0.00
31	0.00	0.00
32	0.00	0.00
33	0.00	0.00
34	0.00	0.00
35	0.00	0.00
36	0.00	0.00
37	0.00	0.00
38	0.00	0.00
39	0.00	0.00
40	0.00	0.00
41	0.00	0.00
42	0.00	0.00
43	0.00	0.00
44	0.00	0.00
45	0.00	0.00
46	0.00	0.00
47	0.00	0.00
48	0.00	0.00
49	0.00	0.00
50	0.00	0.00
51	0.00	0.00
52	0.00	0.00
53	0.00	0.00
54	0.00	0.00
55	0.00	0.00
56	0.00	0.00
57	0.00	0.00
58	0.00	0.00
59	0.00	0.00

Compartment German Auto Loans 8
Monthly Investor Report



Rolls-Royce
 Motor Cars Limited

Reporting Date	Mar 11, 2021				
Payment Date	Mar 22, 2021				
Period No	34				
Monthly Period	Feb 28, 2021				
Interest Period	From	Feb 22, 2021	to	Mar 22, 2021	= 28 days

27. Amortisation

Initial Portfolio

Period	Principal Balance (in EUR)
60	0.00

Current Portfolio

Period	Principal Balance in EUR	Reduction in EUR
60	0.00	0.00

Compartment German Auto Loans 8
Monthly Investor Report



Rolls-Royce
 Motor Cars Limited

Reporting Date	Mar 11, 2021				
Payment Date	Mar 22, 2021				
Period No	34				
Monthly Period	Feb 28, 2021				
Interest Period	From	Feb 22, 2021	to	Mar 22, 2021	= 28 days

28. Priority of Payments

Priority of Payments*

Available Distribution Amount	+	16,329,434.90
Taxes	-	0.00
Trustee Payment	-	0.00
Senior Expenses	-	7,119.14
Swap Net Payment	-	12,254.81
Class A Interest	-	0.00
Class B Interest	-	58,568.34
Cash Reserve	-	5,380,000.00
Principal Class A	-	10,871,492.61
Principal Class B	-	0.00
Swap Termination Event	-	0.00
Subordinated Loan Interest	-	0.00
Subordinated Loan Principal	-	0.00
Seller	-	0.00

*all Amounts in EUR

Compartment German Auto Loans 8
Monthly Investor Report



Rolls-Royce
Motor Cars Limited

Reporting Date	Mar 11, 2021			
Payment Date	Mar 22, 2021			
Period No	34			
Monthly Period	Feb 28, 2021			
Interest Period	From	Feb 22, 2021	to	Mar 22, 2021 = 28 days

29. Transaction Costs

	Class A	Class B	Subordinated Loan	Total
Senior Expenses				7,119.14
Interest accrued for the Period (in EUR)	0.00	58,568.34	2,937.48	61,505.82
Interest payments for the Period (in EUR)	0.00	58,568.34	0.00	58,568.34
Cumulative Interest Payments (in EUR)	292,400.00	2,177,419.98	0.00	2,469,819.98
Unpaid Interest for the Period (in EUR)	0.00	0.00	2,937.48	2,937.48
Cumulative Unpaid Interest (in EUR)	0.00	0.00	125,992.14	125,992.14

Compartment German Auto Loans 8
Monthly Investor Report



Rolls-Royce
Motor Cars Limited

Reporting Date	Mar 11, 2021			
Payment Date	Mar 22, 2021			
Period No	34			
Monthly Period	Feb 28, 2021			
Interest Period	From	Feb 22, 2021	to	Mar 22, 2021 = 28 days

30. Ratings

			Fitch	S&P	Moody's	DBRS
Notes - current ratings						
	Class A		AAA	AAA	N/A	N/A
	Class B		N/A	N/A	N/A	N/A

			Fitch	S&P	Moody's	DBRS	Trigger Breached
Transaction Parties - current ratings							
	BMW AG	long term	N/A	A	A2	A high	no
		short term	N/A	A-1	P-1	N/A	no
Issuer Account Bank:	Bank of New York Mellon, Frankfurt Branch	long term	AA+	AA-	N/A	N/A	no
		short term	F1+	A-1+	N/A	N/A	no
Swap Provider:	Skandinaviska Enskilda Banken AB (publ)	long term	AA+	A+	N/A	N/A	no
		short term	F1+	A-1	N/A	N/A	no
Calculation Agent:	Bank of New York Mellon, London Branch	long term	AA	AA-	N/A	N/A	no
		short term	F1+	A-1+	N/A	N/A	no
Trustee:	BNY Mellon Corporate Trustee Services Limited	long term	AA	AA-	N/A	N/A	no
		short term	F1+	A-1+	N/A	N/A	no

			Fitch	S&P	Moody's	DBRS
Transaction Parties - required ratings						
	BMW AG	long term	A	N/A	N/A	N/A
		short term	F1	N/A	N/A	N/A
Issuer Account Bank:	Bank of New York Mellon, Frankfurt Branch	long term	A	A+	N/A	N/A
		short term	F1	A-1	N/A	N/A
Swap Provider:	Skandinaviska Enskilda Banken AB (publ)	long term	A	A+	N/A	N/A
		short term	F1	A-1	N/A	N/A

Compartment German Auto Loans 8
Monthly Investor Report



Rolls-Royce
 Motor Cars Limited

Reporting Date	Mar 11, 2021		
Payment Date	Mar 22, 2021		
Period No	34		
Monthly Period	Feb 28, 2021		
Interest Period	From	Feb 22, 2021	to Mar 22, 2021 = 28 days

31. Swap Counterparty Data

Swap Counterparty Data	
Swap counterparty provider	Skandinaviska Enskilda Banken AB (publ)
Swap termination event	No

Swap Data	
Swap type	Fixed floating interest rate swap
Notional amount (in EUR)	55,816,415.91
Fixed rate (in %)	-0.2480
Floating rate (Euribor in %)	-0.5480
Net swap payments (in EUR) (- from SPV / + to SPV)	-12,254.81