



Bavarian Sky S.A., Compartment German Auto Loans 8

Monthly Investor Report - December 2020

**BMW
GROUP**



Rolls-Royce
Motor Cars Limited

Compartment German Auto Loans 8

Monthly Investor Report

BMW
GROUP



Rolls-Royce
Motor Cars Limited

Reporting Date	Jan 11, 2021
Payment Date	Jan 20, 2021
Period No	32
Monthly Period	Dec 31, 2020
Interest Period	From Dec 21, 2020 to Jan 20, 2021 = 30 days

Index

1. Contact Information
2. Reporting Contact Details
3. Counterparty History
4. Overview Dates
5. Portfolio Information
6. Reserves
7. Performance Data
8. Defaulted Amount & Recovery Amount
9. Defaulted Amount & Recovery Amount - Loan Level Data
10. Outstanding Note Balance
11. Original Principal Balance
12. Aggregate Principal Balance
13. Aggregate Outstanding Principal Balance
14. Down Payments
15. Borrower Concentration
16. Geographical Distribution
17. Car Type & Customer Group
18. Delinquencies
19. Seasoning
20. Remaining Term
21. Original Term
22. Vehicle Class
23. Payment Type
24. Interest Rates
25. Credit Type
26. Contracts per Customer
27. Amortisation
28. Priority of Payments
29. Transaction Costs
30. Ratings
31. Swap Counterparty Data

Compartment German Auto Loans 8
Monthly Investor Report

BMW
GROUP



Rolls-Royce
Motor Cars Limited

Reporting Date	Jan 11, 2021
Payment Date	Jan 20, 2021
Period No	32
Monthly Period	Dec 31, 2020
Interest Period	From Dec 21, 2020 to Jan 20, 2021 = 30 days

1. Contact Information

Transaction Parties

Issuer: **Bavarian Sky S.A.**
Acting in respect of its Compartment German Auto Loans 8
287-289 route d'Arlon
L-1150 Luxembourg
Luxembourg
Attn.: The Directors
BavarianSky@intertrustgroup.com
+352 26 4491

Corporate Administrator: **Intertrust (Luxembourg) S.à r.l.**
6, Rue Eugène Ruppert
L-2453 Luxembourg
Luxembourg
Attn.: BUO - Capital Markets
LU-BavarianSky@intertrustgroup.com
+352 26 44 91

Originator/Servicer: **BMW Bank GmbH**
Lilienthalallee 26
80939 Munich
Germany
Attn.: ABS Servicing Team
abs.bmwgroup@bmw.de

Compartment German Auto Loans 8
Monthly Investor Report

BMW
GROUP



Rolls-Royce
Motor Cars Limited

Reporting Date	Jan 11, 2021
Payment Date	Jan 20, 2021
Period No	32
Monthly Period	Dec 31, 2020
Interest Period	From Dec 21, 2020 to Jan 20, 2021 = 30 days

1. Contact Information

Transaction Parties

Calculation Agent/Paying Agent/

Bank of New York Mellon, London Branch

One Canada Square
E14 5AL London
United Kingdom
Attn.: Corporate Trust Administration
BNYM.Structured.Finance.Team.2@bnymellon.com

Trustee:

BNY Mellon Corporate Trustee Services Limited

One Canada Square
E14 5AL London
United Kingdom
Attn.: Corporate Trust Administration
BNYM.Structured.Finance.Team.2@bnymellon.com

Issuer Account Bank:

Bank of New York Mellon, Frankfurt Branch

Friedrich-Ebert-Anlage 49, Messeturm
60327 Frankfurt am Main
Germany
Attn.: Corporate Trust Administrator
BNYM.Structured.Finance.Team.2@bnymellon.com

Compartment German Auto Loans 8
Monthly Investor Report

BMW
GROUP



Rolls-Royce
Motor Cars Limited

Reporting Date	Jan 11, 2021
Payment Date	Jan 20, 2021
Period No	32
Monthly Period	Dec 31, 2020
Interest Period	From Dec 21, 2020 to Jan 20, 2021 = 30 days

1. Contact Information

Transaction Parties

Data Trustee:

Bank of New York Mellon, Frankfurt Branch
Friedrich-Ebert-Anlage 46, Messeturm
60327 Frankfurt am Main
Germany
Attn.: Corporate Trust Administration
BNYM.Structured.Finance.Team.2@bnymellon.com

Swap Counterparty:

Skandinaviska Enskilda Banken AB (publ)
Kungsträdgårdsgatan 8
SE-106 40 Stockholm
Sweden
docunit@seb.se

Rating Agencies:

Fitch Ratings Ltd
30 North Colonnade, Canary Wharf
E14 5GN London
United Kingdom
ABSsurveillance@fitchratings.com

Standard & Poor's Credit Market Services Europe Limited
20 Canada Square, Canary Wharf
E14 5LH London
United Kingdom
StructuredFinanceEurope@spglobal.com

Compartment German Auto Loans 8
Monthly Investor Report

BMW
GROUP



Rolls-Royce
Motor Cars Limited

Reporting Date	Jan 11, 2021
Payment Date	Jan 20, 2021
Period No	32
Monthly Period	Dec 31, 2020
Interest Period	From Dec 21, 2020 to Jan 20, 2021 = 30 days

2. Reporting Contact Details

Contact for Servicer Report (Portfolio related information in Investor Report)

Contact for Investor Reporting:

BMW Bank GmbH

Lilienthalallee 26
80939 Munich
Germany
Attn.: ABS Servicing Team
abs.bmwgroup@bmw.de

Calculation Agent:

Bank of New York Mellon, London Branch

One Canada Square
E14 5AL London
United Kingdom
Attn. Corporate Trust Administration
BNYM.Structured.Finance.Team.2@bnymellon.com

Compartment German Auto Loans 8
Monthly Investor Report

BMW
GROUP



Rolls-Royce
Motor Cars Limited

Reporting Date	Jan 11, 2021
Payment Date	Jan 20, 2021
Period No	32
Monthly Period	Dec 31, 2020
Interest Period	From Dec 21, 2020 to Jan 20, 2021 = 30 days

3. Counterparty History

Replacement Party to be added if applicable

Compartment German Auto Loans 8
Monthly Investor Report



Rolls-Royce
 Motor Cars Limited

Reporting Date	Jan 11, 2021			
Payment Date	Jan 20, 2021			
Period No	32			
Monthly Period	Dec 31, 2020			
Interest Period	From	Dec 21, 2020	to	Jan 20, 2021 = 30 days

4. Overview Dates

Initial Cut-Off Date:	30/04/2018		
Issue Date:	01/05/2018	Legal Maturity Date:	20/06/2025
Reporting Date	11/01/2021		
Investor Reporting Date	18/01/2021		
Interest Determination Date	17/12/2020		
Reporting Frequency:	monthly		
Monthly Period No. (since Issue Date):	32	(since Issue Date)	
Payment Date:	20/01/2021		
Next Payment Date	22/02/2021		
Monthly Period:	01/12/2020	until	31/12/2020

Compartment German Auto Loans 8
Monthly Investor Report



Rolls-Royce
Motor Cars Limited

Reporting Date	Jan 11, 2021			
Payment Date	Jan 20, 2021			
Period No	32			
Monthly Period	Dec 31, 2020			
Interest Period	From	Dec 21, 2020	to	Jan 20, 2021 = 30 days

5. Portfolio Information

	current period	prior period
Outstanding receivables in EUR	Aggregate outstanding principal balance	Aggregate outstanding principal balance
Beginning of period in EUR	247,236,406.71	280,946,376.22
Scheduled principal payments in EUR	35,010,751.44	27,561,653.66
Prepayment* principal in EUR	4,172,065.70	5,280,413.72
Prepayments* number of contracts	267	365
Repurchases* principal in EUR	422,076.09	803,979.75
Repurchases* number of contracts	25	40
Total principal collections in EUR	39,604,893.23	33,646,047.13
Total interest collections in EUR	640,288.83	719,953.79
Defaulted Amounts in EUR	220,298.48	176,221.16
Recoveries in EUR	107,016.83	112,298.78
Late Recoveries in EUR	66,348.57	53,548.32
End of Period in EUR	207,518,231.83	247,236,406.71
Current prepayment rate (annualised) in %	21.20	22.33

* Prepayments are defined as all contracts that are early settled by the borrower and repurchases are defined as all contracts that are repurchased due to modification of contract.

Compartment German Auto Loans 8
Monthly Investor Report



Rolls-Royce
Motor Cars Limited

Reporting Date	Jan 11, 2021				
Payment Date	Jan 20, 2021				
Period No	32				
Monthly Period	Dec 31, 2020				
Interest Period	From	Dec 21, 2020	to	Jan 20, 2021	= 30 days

6. Reserves

Aggregate outstanding notes balance

Initial outstanding notes balance in EUR 1,075,300,000.00

Cash Reserve	in EUR
Outstanding cash reserve beginning of period	5,380,000.00
Interest on cash reserve - previous period	0.00
Required cash reserve	5,380,000.00
Outstanding cash reserve end of period	5,380,000.00

Triggers*								
Reserves	Current ratio	Trigger	Required Rating BMW AG				Trigger Breach	
			Fitch	S&P	Moody's	DBRS		
Commingling Reserve			Long Term	A	N/A	N/A	N/A	no
			Short Term	F1	N/A	N/A	N/A	no

* Breach of one of these triggers in conjunction with any other event as set out in the Servicing Agreement and/or the Receivables Purchase Agreement will oblige BMW Bank GmbH to post additional cash collateral. The Reserves will be adjusted on a monthly basis and shall be deposited in the Issuer Account and exclusively reserved to cover risks.

Commingling Reserve	in EUR
Outstanding Commingling Reserve end of period	0.00

Set-Off Risk (current ratio): 0,01%

Compartment German Auto Loans 8
Monthly Investor Report



Rolls-Royce
Motor Cars Limited

Reporting Date	Jan 11, 2021		
Payment Date	Jan 20, 2021		
Period No	32		
Monthly Period	Dec 31, 2020		
Interest Period	From	Dec 21, 2020	to Jan 20, 2021 = 30 days

7. Performance Data

Aggregate outstanding notes balance

Beginning of period (in EUR)	200,092,268.91
End of period (in EUR)	159,879,406.30

Ratios

31- 60 days past due

	(in EUR)	(in %)
31- 60 days past due period before previous period	1,125,120.08	0.40
31- 60 days past due previous period	1,090,782.11	0.44
31- 60 days past due current period	1,279,035.80	0.62

61- 90 days past due

	(in EUR)	(in %)
61- 90 days past due period before previous period	384,561.99	0.14
61- 90 days past due previous period	449,294.91	0.18
61- 90 days past due current period	454,116.89	0.22

Cumulative net loss ratio

Cumulative net loss ratio (in %)

Current ratio

0.40

Compartment German Auto Loans 8
Monthly Investor Report



Rolls-Royce
 Motor Cars Limited

Reporting Date	Jan 11, 2021			
Payment Date	Jan 20, 2021			
Period No	32			
Monthly Period	Dec 31, 2020			
Interest Period	From	Dec 21, 2020	to	Jan 20, 2021 = 30 days

7. Performance Data

Performance data	
Number of contracts being 31 - 60 days delinquent	77
Number of contracts being 61 - 90 days delinquent	29
Balance of contracts being 31 - 60 days delinquent (in EUR)	1,279,035.80
Balance of contracts being 61 - 90 days delinquent (in EUR)	454,116.89
Defaulted amounts (in EUR)	220,298.48
Cumulative defaulted amounts (in EUR)	8,830,355.34
Recoveries (in EUR)	107,016.83
Cumulative recoveries (in EUR)	4,477,958.62

Compartment German Auto Loans 8
Monthly Investor Report



Rolls-Royce
Motor Cars Limited

Reporting Date	Jan 11, 2021		
Payment Date	Jan 20, 2021		
Period No	32		
Monthly Period	Dec 31, 2020		
Interest Period	From	Dec 21, 2020	to Jan 20, 2021 = 30 days

8. Defaulted Amount & Recovery Amount

(as at end of Monthly Period)

Collection Period	No. of Defaulted Agreements in Collection Period	Defaulted Amount in Collection Period (in EUR)	Cumulative Defaulted Amount since Initial Cut-Off Date (in EUR)	Cumulative Amount of Purchased Receivables (in EUR)	Cumulative Default Ratio (in %)	Recovery Amount in Collection Period (in EUR)	Cumulative Recoveries since Initial Cut-Off Date (in EUR)	Cumulative Net Losses (in EUR)	Cumulative Net Loss Ratio (in %)
Apr - 18	0	n/a	n/a	1,075,299,910.71	n/a	n/a	n/a	n/a	n/a
May - 18	5	29.93	29.93	1,075,299,910.71	0.00	0.00	0.00	29.93	0.00
June - 18	10	58.65	88.58	1,075,299,910.71	0.00	0.00	0.00	88.58	0.00
July - 18	20	43,550.19	43,638.77	1,075,299,910.71	0.00	31,120.50	31,120.50	12,518.27	0.00
Aug - 18	21	52,335.52	95,974.29	1,075,299,910.71	0.01	43,026.13	74,146.63	21,827.66	0.00
Sept - 18	10	144,020.39	239,994.68	1,075,299,910.71	0.02	101,063.56	175,210.19	64,784.49	0.01
Oct - 18	18	265,575.90	505,570.58	1,075,299,910.71	0.05	170,175.25	345,385.44	160,185.14	0.01
Nov - 18	23	274,156.35	779,726.93	1,075,299,910.71	0.07	182,720.89	528,106.33	251,620.60	0.02
Dec - 18	15	183,031.54	962,758.47	1,075,299,910.71	0.09	118,416.24	646,522.57	316,235.90	0.03
Jan - 19	31	205,947.54	1,168,706.01	1,075,299,910.71	0.11	121,636.11	768,158.68	400,547.33	0.04
Feb - 19	34	277,525.24	1,446,231.25	1,075,299,910.71	0.13	104,047.73	872,206.41	574,024.84	0.05
Mar - 19	25	249,275.97	1,695,507.22	1,075,299,910.71	0.16	104,890.70	977,097.11	718,410.11	0.07
Apr - 19	36	381,440.83	2,076,948.05	1,075,299,910.71	0.19	223,327.99	1,200,425.10	876,522.95	0.08
May - 19	33	483,294.57	2,560,242.62	1,075,299,910.71	0.24	190,980.91	1,391,406.01	1,168,836.61	0.11
June - 19	46	690,066.43	3,250,309.05	1,075,299,910.71	0.30	312,483.34	1,703,889.35	1,546,419.70	0.14
July - 19	35	225,132.76	3,475,441.81	1,075,299,910.71	0.32	106,480.42	1,810,369.77	1,665,072.04	0.15
Aug - 19	24	155,658.28	3,631,100.09	1,075,299,910.71	0.34	107,172.62	1,917,542.39	1,713,557.70	0.16
Sept - 19	37	549,608.05	4,180,708.14	1,075,299,910.71	0.39	155,254.75	2,072,797.14	2,107,911.00	0.20
Oct - 19	34	587,989.99	4,768,698.13	1,075,299,910.71	0.44	320,188.83	2,392,985.97	2,375,712.16	0.22
Nov - 19	30	331,494.05	5,100,192.18	1,075,299,910.71	0.47	161,968.74	2,554,954.71	2,545,237.47	0.24
Dec - 19	33	263,988.22	5,364,180.40	1,075,299,910.71	0.50	88,794.24	2,643,748.95	2,720,431.45	0.25
Jan - 20	30	700,424.98	6,064,605.38	1,075,299,910.71	0.56	456,246.84	3,099,995.79	2,964,609.59	0.28
Feb - 20	31	368,735.36	6,433,340.74	1,075,299,910.71	0.60	152,175.27	3,252,171.06	3,181,169.68	0.30
Mar - 20	21	211,926.49	6,645,267.23	1,075,299,910.71	0.62	145,671.01	3,397,842.07	3,247,425.16	0.30
Apr - 20	18	274,370.06	6,919,637.29	1,075,299,910.71	0.64	135,356.64	3,533,198.71	3,386,438.58	0.31
May - 20	13	72,885.20	6,992,522.49	1,075,299,910.71	0.65	13,901.21	3,547,099.92	3,445,422.57	0.32
June - 20	28	460,445.24	7,452,967.73	1,075,299,910.71	0.69	243,880.55	3,790,980.47	3,661,987.26	0.34
July - 20	29	234,423.59	7,687,391.32	1,075,299,910.71	0.71	80,782.35	3,871,762.82	3,815,628.50	0.35
Aug - 20	27	264,284.68	7,951,676.00	1,075,299,910.71	0.74	116,366.87	3,988,129.69	3,963,546.31	0.37
Sept - 20	35	169,912.67	8,121,588.67	1,075,299,910.71	0.76	111,543.47	4,099,673.16	4,021,915.51	0.37

Compartment German Auto Loans 8
Monthly Investor Report



Rolls-Royce
Motor Cars Limited

Reporting Date	Jan 11, 2021			
Payment Date	Jan 20, 2021			
Period No	32			
Monthly Period	Dec 31, 2020			
Interest Period	From	Dec 21, 2020	to	Jan 20, 2021 = 30 days

8. Defaulted Amount & Recovery Amount

(as at end of Monthly Period)

Collection Period	No. of Defaulted Agreements in Collection Period	Defaulted Amount in Collection Period (in EUR)	Cumulative Defaulted Amount since Initial Cut-Off Date (in EUR)	Cumulative Amount of Purchased Receivables (in EUR)	Cumulative Default Ratio (in %)	Recovery Amount in Collection Period (in EUR)	Cumulative Recoveries since Initial Cut-Off Date (in EUR)	Cumulative Net Losses (in EUR)	Cumulative Net Loss Ratio (in %)
Oct - 20	31	312,247.03	8,433,835.70	1,075,299,910.71	0.78	158,969.85	4,258,643.01	4,175,192.69	0.39
Nov - 20	19	176,221.16	8,610,056.86	1,075,299,910.71	0.80	112,298.78	4,370,941.79	4,239,115.07	0.39
Dec - 20	24	220,298.48	8,830,355.34	1,075,299,910.71	0.82	107,016.83	4,477,958.62	4,352,396.72	0.40

Compartment German Auto Loans 8
Monthly Investor Report



Rolls-Royce
Motor Cars Limited

Reporting Date	Jan 11, 2021			
Payment Date	Jan 20, 2021			
Period No	32			
Monthly Period	Dec 31, 2020			
Interest Period	From	Dec 21, 2020	to	Jan 20, 2021 = 30 days

9. Defaulted Amount & Recovery Amount - Loan Level Data*

	Month / Year of Default	Month / Year of Loan Origination	Principal Balance (Initial in EUR)	Principal Balance of Loan at Default (in EUR)	Recovery Total (in EUR)	Principal Balance End of Period (in EUR)	Object Type (new / used)	Vehicle Series	Customer Type (private / commercial)	Out of Deal (Month / Year)
1	July - 18	Oct - 17	43,915.53	43,448.47	29,744.58	13,703.89	Used	6 Series	Commercial	
2	Aug - 18	Sept - 17	32,607.38	32,607.38	32,607.38	0.00	New	MINI	Private	
3	Sept - 18	Aug - 17	25,285.96	24,850.40	21,445.80	3,404.60	Used	4 Series	Private	
4	Sept - 18	Apr - 17	8,810.96	8,554.46	6,197.42	2,357.04	Used	3 Series	Private	
5	Sept - 18	Jan - 18	34,985.52	34,985.52	24,188.16	10,797.36	New	X3 Series	Private	
6	Oct - 18	Dec - 17	52,699.94	23,750.78	-17.57	23,768.35	New	X6 Series	Commercial	
7	Oct - 18	Aug - 14	15,395.68	15,151.54	15,151.54	0.00	Used	X5 Series	Private	
8	Oct - 18	Dec - 17	33,454.33	32,867.89	25,768.57	7,099.32	New	MINI	Private	
9	Oct - 18	Nov - 17	9,417.90	9,217.91	4,629.27	4,588.64	New	Other BMW Group	Commercial	
10	Oct - 18	Apr - 17	21,174.10	4,844.74	-62.75	4,907.49	Used	Non BMW Group (incl. Motorcycles)	Commercial	
11	Oct - 18	Sept - 17	69,895.20	67,797.97	59,857.81	7,940.16	New	X6 Series	Private	
12	Nov - 18	Dec - 17	2,718.02	2,474.07	2,474.07	0.00	Used	Non BMW Group (incl. Motorcycles)	Commercial	
13	Nov - 18	Dec - 16	33,838.24	31,122.49	21,699.71	9,422.78	Used	7 Series	Commercial	
14	Nov - 18	Nov - 17	40,798.71	40,559.21	20,016.61	20,542.60	New	4 Series	Commercial	
15	Nov - 18	Oct - 17	5,993.85	2,881.48	5.82	2,875.66	Used	3 Series	Commercial	
16	Nov - 18	Dec - 17	52,699.94	22,768.53	-182.67	23,005.36	New	X6 Series	Commercial	
17	Nov - 18	July - 16	13,691.59	13,042.16	7,297.27	5,744.89	Used	X1 Series	Private	
18	Nov - 18	June - 17	4,279.25	3,969.33	3,969.33	0.00	Used	Other BMW Group	Private	
19	Nov - 18	Dec - 17	74,534.70	72,521.39	61,647.91	10,873.48	Used	X5 Series	Commercial	
20	Dec - 18	Oct - 17	12,808.51	4,321.50	-107.40	4,443.77	Used	3 Series	Commercial	
21	Dec - 18	July - 17	20,400.51	20,394.58	20,448.26	0.00	Used	X3 Series	Private	
22	Dec - 18	Nov - 17	24,815.15	22,648.77	19,077.07	3,571.70	Used	5 Series	Private	
23	Dec - 18	July - 17	49,294.69	45,264.48	34,249.17	11,015.31	New	5 Series	Commercial	
24	Dec - 18	Aug - 15	19,148.62	18,468.44	10,538.74	7,929.70	New	1 Series	Private	
25	Jan - 19	Jan - 18	29,164.31	28,068.84	16,915.16	11,153.68	New	MINI	Commercial	
26	Jan - 19	Nov - 17	21,537.41	21,267.60	4,430.43	16,837.17	Used	X6 Series	Commercial	
27	Jan - 19	Sept - 17	26,011.75	25,489.99	25,489.99	0.00	Used	X3 Series	Private	
28	Jan - 19	Jan - 18	34,106.54	32,890.97	25,381.60	7,616.20	New	5 Series	Private	
29	Jan - 19	Sept - 17	26,945.21	26,413.21	15,848.80	10,564.41	New	2 Series	Private	
30	Jan - 19	Nov - 17	24,831.66	23,445.68	10,385.46	13,060.22	Used	X5 Series	Commercial	
31	Jan - 19	Oct - 16	35,538.50	15,832.12	-116.15	15,956.95	New	5 Series	Commercial	
32	Jan - 19	Apr - 16	6,321.61	4,670.72	4,670.72	0.00	Used	5 Series	Private	
33	Jan - 19	Mar - 17	4,342.83	2,383.35	-53.04	2,436.39	Used	Non BMW Group (incl. Motorcycles)	Commercial	
34	Feb - 19	Oct - 17	15,038.23	14,501.12	8,463.94	6,169.10	Used	Non BMW Group (incl. Motorcycles)	Commercial	
35	Feb - 19	July - 17	66,092.21	64,146.60	42,103.92	22,042.68	New	X6 Series	Commercial	
36	Feb - 19	Oct - 17	17,137.62	15,741.59	12,098.62	3,642.97	Used	Non BMW Group (incl. Motorcycles)	Private	

Compartment German Auto Loans 8
Monthly Investor Report



Rolls-Royce
Motor Cars Limited

Reporting Date	Jan 11, 2021			
Payment Date	Jan 20, 2021			
Period No	32			
Monthly Period	Dec 31, 2020			
Interest Period	From	Dec 21, 2020	to	Jan 20, 2021 = 30 days

9. Defaulted Amount & Recovery Amount - Loan Level Data*

	Month / Year of Default	Month / Year of Loan Origination	Principal Balance (Initial in EUR)	Principal Balance of Loan at Default (in EUR)	Recovery Total (in EUR)	Principal Balance End of Period (in EUR)	Object Type (new / used)	Vehicle Series	Customer Type (private / commercial)	Out of Deal (Month / Year)
37	Feb - 19	Sept - 14	27,054.94	26,463.99	3,415.63	23,048.36	Used	X6 Series	Commercial	
38	Feb - 19	Oct - 17	5,306.15	4,036.93	4,013.19	42.05	Used	MINI	Commercial	
39	Feb - 19	Sept - 17	38,315.80	37,634.78	28,933.08	8,775.05	New	3 Series	Private	
40	Feb - 19	Sept - 17	65,515.63	28,738.61	1,664.90	27,073.71	New	4 Series	Commercial	
41	Feb - 19	Nov - 15	7,086.09	1,909.55	1,247.81	661.74	New	Non BMW Group (incl. Motorcycles)	Commercial	
42	Feb - 19	Aug - 17	13,584.67	3,543.34	-54.83	3,598.17	Used	1 Series	Commercial	
43	Feb - 19	Dec - 17	22,907.10	5,955.21	-264.40	6,219.61	Used	X6 Series	Commercial	
44	Mar - 19	Feb - 16	14,013.24	11,958.63	11,958.63	0.00	New	MINI	Private	
45	Mar - 19	Jan - 18	20,114.47	18,344.34	15,544.52	2,799.82	Used	MINI	Private	
46	Mar - 19	Dec - 13	9,304.87	9,131.41	0.00	9,131.41	Used	Non BMW Group (incl. Motorcycles)	Commercial	
47	Mar - 19	Dec - 15	38,780.42	36,848.09	20,137.81	16,710.28	New	X3 Series	Private	
48	Mar - 19	May - 17	31,119.99	29,121.85	18,797.82	10,545.14	Used	1 Series	Commercial	
49	Mar - 19	Aug - 17	14,140.24	6,306.65	-62.13	6,368.78	Used	MINI	Commercial	
50	Mar - 19	Aug - 15	9,241.28	8,669.95	8,669.95	0.00	Used	Non BMW Group (incl. Motorcycles)	Private	
51	Mar - 19	Aug - 14	7,407.58	3,279.17	3,279.17	0.00	Used	1 Series	Private	
52	Mar - 19	Aug - 15	17,271.78	16,174.28	7,492.64	8,681.64	Used	X3 Series	Commercial	
53	Mar - 19	July - 17	7,182.53	7,023.41	0.00	7,023.41	Used	MINI	Commercial	
54	Mar - 19	Nov - 15	5,988.07	5,101.70	5,101.70	0.00	Used	3 Series	Private	
55	Mar - 19	May - 17	6,412.50	3,342.38	3,342.38	0.00	Used	X5 Series	Commercial	
56	Apr - 19	Oct - 17	28,629.08	27,686.85	25,064.33	2,622.52	New	2 Series	Private	
57	Apr - 19	Oct - 17	94,554.07	84,608.34	40,791.56	43,816.78	New	7 Series	Private	
58	Apr - 19	Apr - 14	6,535.23	6,057.63	132.27	5,925.36	Used	5 Series	Private	
59	Apr - 19	Nov - 15	23,851.35	14,762.26	0.00	14,762.26	New	4 Series	Commercial	
60	Apr - 19	July - 17	16,237.61	7,386.56	-295.01	7,681.57	Used	1 Series	Commercial	
61	Apr - 19	Mar - 17	25,115.16	23,671.67	23,671.67	0.00	New	3 Series	Private	
62	Apr - 19	Sept - 13	19,657.13	17,978.51	3,792.78	14,185.73	Used	X6 Series	Commercial	
63	May - 19	Oct - 15	11,559.89	8,919.56	8,919.56	0.00	Used	Non BMW Group (incl. Motorcycles)	Commercial	
64	May - 19	Oct - 13	26,561.15	23,941.10	0.00	23,941.10	New	5 Series	Commercial	
65	May - 19	Jan - 18	51,931.76	48,663.20	34,313.09	14,350.11	New	X5 Series	Commercial	
66	May - 19	Sept - 16	12,129.70	11,741.83	7,522.00	4,219.83	Used	1 Series	Private	
67	May - 19	June - 16	15,141.87	14,109.61	3,985.04	10,124.57	Used	1 Series	Private	
68	May - 19	Dec - 17	39,471.78	36,067.89	21,175.86	14,892.03	Used	3 Series	Commercial	
69	May - 19	Nov - 17	15,571.04	15,093.98	1,684.50	13,409.48	Used	1 Series	Private	
70	May - 19	July - 17	13,773.81	13,229.33	9,195.14	4,034.19	Used	MINI	Private	
71	May - 19	Dec - 17	19,676.21	17,988.78	7,982.58	10,006.20	Used	MINI	Commercial	
72	May - 19	Dec - 16	33,327.60	31,081.71	20,001.92	11,079.79	New	X1 Series	Commercial	

Compartment German Auto Loans 8
Monthly Investor Report



Rolls-Royce
 Motor Cars Limited

Reporting Date	Jan 11, 2021				
Payment Date	Jan 20, 2021				
Period No	32				
Monthly Period	Dec 31, 2020				
Interest Period	From	Dec 21, 2020	to	Jan 20, 2021	= 30 days

9. Defaulted Amount & Recovery Amount - Loan Level Data*

	Month / Year of Default	Month / Year of Loan Origination	Principal Balance (Initial in EUR)	Principal Balance of Loan at Default (in EUR)	Recovery Total (in EUR)	Principal Balance End of Period (in EUR)	Object Type (new / used)	Vehicle Series	Customer Type (private / commercial)	Out of Deal (Month / Year)
73	May - 19	Dec - 17	36,732.44	34,750.12	14,795.64	19,954.48	Used	X5 Series	Private	
74	May - 19	Dec - 17	14,034.00	13,657.71	8,083.27	5,574.44	New	Other BMW Group	Private	
75	June - 19	Sept - 16	23,501.70	9,503.20	118.97	9,384.23	Used	X5 Series	Private	
76	June - 19	Oct - 17	14,605.37	13,159.08	9,547.72	3,611.36	New	Other BMW Group	Private	
77	June - 19	Nov - 13	11,596.19	3,421.13	3,421.13	0.00	Used	3 Series	Private	
78	June - 19	Oct - 17	22,446.94	12,122.70	4,285.60	7,930.16	New	3 Series	Commercial	
79	June - 19	June - 17	14,409.42	11,479.42	9,117.18	2,375.98	Used	X3 Series	Commercial	
80	June - 19	July - 17	50,061.97	48,493.39	25,030.04	23,521.32	New	4 Series	Commercial	
81	June - 19	Aug - 17	14,635.27	13,965.30	0.00	13,965.30	Used	X1 Series	Private	
82	June - 19	July - 17	39,222.08	37,649.27	27,079.43	10,569.84	New	5 Series	Commercial	
83	June - 19	Jan - 17	27,676.63	22,550.40	8,787.20	13,763.20	New	MINI	Commercial	
84	June - 19	Dec - 17	56,192.02	52,728.58	37,856.54	14,872.04	Used	X5 Series	Private	
85	June - 19	Nov - 17	57,673.10	55,593.34	27,204.34	28,389.00	New	5 Series	Commercial	
86	June - 19	Dec - 17	17,934.72	16,396.36	11,215.45	5,180.91	Used	MINI	Commercial	
87	June - 19	July - 17	38,421.25	34,372.97	30,364.56	4,008.41	Used	Non BMW Group (incl. Motorcycles)	Commercial	
88	June - 19	Apr - 14	5,806.47	3,771.48	3,771.48	0.00	Used	5 Series	Private	
89	June - 19	Aug - 16	5,517.35	4,613.39	3,314.42	1,298.97	Used	MINI	Private	
90	June - 19	Dec - 17	22,734.99	22,011.75	13,983.26	8,028.49	New	3 Series	Commercial	
91	June - 19	Dec - 17	22,734.99	22,011.75	13,983.26	8,028.49	New	3 Series	Commercial	
92	June - 19	Sept - 17	23,667.04	20,718.16	20,718.16	0.00	Used	5 Series	Commercial	
93	June - 19	July - 17	57,002.71	54,823.81	25,992.87	28,830.94	New	X5 Series	Commercial	
94	June - 19	Sept - 17	8,506.04	6,551.53	4,451.10	2,100.43	Used	X1 Series	Commercial	
95	June - 19	Dec - 17	20,935.73	20,342.13	13,895.36	6,446.77	New	3 Series	Commercial	
96	June - 19	Aug - 17	35,417.75	32,510.31	22,802.86	9,707.45	New	X3 Series	Commercial	
97	June - 19	Nov - 15	19,936.01	19,724.91	19,724.91	0.00	New	X1 Series	Private	
98	July - 19	Oct - 17	17,726.82	15,521.27	6,355.61	9,165.66	Used	3 Series	Commercial	
99	July - 19	Sept - 17	17,371.14	16,107.59	11,086.55	5,175.56	Used	3 Series	Commercial	
100	July - 19	Jan - 18	26,157.43	22,707.26	22,707.26	0.00	Used	5 Series	Private	
101	July - 19	Nov - 17	49,777.55	16,139.10	-184.83	16,323.93	New	5 Series	Commercial	
102	July - 19	July - 17	16,636.47	14,007.69	5,746.20	8,261.49	Used	3 Series	Commercial	
103	July - 19	Oct - 17	11,476.04	10,875.63	0.00	10,875.63	Used	X1 Series	Private	
104	July - 19	Dec - 15	16,008.18	13,889.02	13,889.02	0.00	Used	3 Series	Private	
105	July - 19	Sept - 17	28,046.29	14,978.50	-130.85	15,109.35	Used	X1 Series	Commercial	
106	July - 19	Sept - 17	18,141.07	16,085.71	8,381.38	7,704.33	Used	1 Series	Commercial	
107	July - 19	Aug - 16	41,262.74	36,770.44	21,336.45	15,817.45	Used	X5 Series	Commercial	
108	Aug - 19	Dec - 17	25,096.59	21,622.40	21,622.40	0.00	Used	5 Series	Private	

Compartment German Auto Loans 8
Monthly Investor Report



Rolls-Royce
Motor Cars Limited

Reporting Date	Jan 11, 2021		
Payment Date	Jan 20, 2021		
Period No	32		
Monthly Period	Dec 31, 2020		
Interest Period	From	Dec 21, 2020	to Jan 20, 2021 = 30 days

9. Defaulted Amount & Recovery Amount - Loan Level Data*

	Month / Year of Default	Month / Year of Loan Origination	Principal Balance (Initial in EUR)	Principal Balance of Loan at Default (in EUR)	Recovery Total (in EUR)	Principal Balance End of Period (in EUR)	Object Type (new / used)	Vehicle Series	Customer Type (private / commercial)	Out of Deal (Month / Year)
109	Aug - 19	Jan - 18	70,481.97	62,910.68	29,066.91	33,843.77	New	5 Series	Commercial	
110	Aug - 19	July - 17	27,795.68	25,762.87	22,023.42	3,739.45	Used	7 Series	Commercial	
111	Sept - 19	Sept - 17	32,849.97	8,770.74	-3,428.47	12,199.21	Used	X6 Series	Commercial	
112	Sept - 19	Aug - 17	47,395.16	44,868.15	29,862.35	15,166.87	New	5 Series	Commercial	
113	Sept - 19	Nov - 16	69,663.20	50,738.53	50,738.53	0.00	New	3 Series	Commercial	
114	Sept - 19	Dec - 16	34,065.28	31,152.42	0.00	31,152.42	Used	7 Series	Commercial	
115	Sept - 19	Nov - 17	40,189.89	36,471.59	20,179.54	16,292.05	New	5 Series	Commercial	
116	Sept - 19	Sept - 17	3,603.50	2,779.50	0.00	2,779.50	Used	Non BMW Group (incl. Motorcycles)	Private	
117	Sept - 19	Feb - 16	14,716.06	13,433.88	5,021.85	8,412.03	Used	5 Series	Private	
118	Sept - 19	Oct - 17	15,205.31	8,437.11	1,457.28	6,979.83	Used	1 Series	Commercial	
119	Sept - 19	Nov - 17	26,480.07	510.37	0.00	510.37	Used	X5 Series	Commercial	
120	Sept - 19	Oct - 17	24,217.27	20,398.65	15,099.84	5,298.81	Used	MINI	Commercial	
121	Sept - 19	Aug - 16	12,740.64	9,081.85	6,804.43	2,277.42	Used	1 Series	Private	
122	Sept - 19	Nov - 17	33,338.43	28,001.82	15,937.61	12,064.21	Used	X3 Series	Commercial	
123	Sept - 19	Sept - 17	28,824.34	27,911.68	6.59	27,959.18	New	3 Series	Private	
124	Oct - 19	Aug - 17	20,394.80	17,345.78	10,755.00	6,590.78	New	2 Series	Commercial	
125	Oct - 19	Jan - 17	9,359.02	6,978.17	6,978.17	0.00	Used	1 Series	Commercial	
126	Oct - 19	Dec - 17	104,313.95	92,949.01	0.00	92,949.01	Used	7 Series	Commercial	
127	Oct - 19	Mar - 16	4,625.30	2,470.95	0.00	2,470.95	Used	5 Series	Private	
128	Oct - 19	Sept - 16	17,697.06	13,059.96	9,751.06	3,308.90	Used	3 Series	Private	
129	Oct - 19	Aug - 17	69,456.38	68,424.85	45,384.96	23,039.89	New	X6 Series	Commercial	
130	Oct - 19	Dec - 17	53,121.42	45,009.05	30,235.67	15,007.03	New	5 Series	Commercial	
131	Oct - 19	Dec - 17	38,360.60	33,542.94	21,839.89	11,703.05	Used	6 Series	Commercial	
132	Oct - 19	Oct - 16	23,115.53	19,544.99	14,738.54	4,923.71	Used	5 Series	Commercial	
133	Nov - 19	Aug - 17	13,254.54	11,502.25	7,003.72	4,532.34	Used	3 Series	Private	
134	Nov - 19	Nov - 17	11,780.18	8,273.51	0.00	8,273.51	Used	3 Series	Private	
135	Nov - 19	Mar - 17	14,780.65	13,679.11	0.00	13,679.11	Used	3 Series	Commercial	
136	Nov - 19	Nov - 17	13,161.54	11,609.22	4,147.88	7,461.34	Used	1 Series	Commercial	
137	Nov - 19	July - 17	21,611.22	19,304.37	0.00	19,304.37	Used	5 Series	Commercial	
138	Nov - 19	Dec - 16	23,471.93	19,800.31	9,167.15	10,633.16	Used	5 Series	Commercial	
139	Nov - 19	Dec - 17	32,547.80	16,150.00	16,150.00	0.00	New	X1 Series	Commercial	
140	Nov - 19	Aug - 17	45,192.15	39,575.09	0.00	39,575.09	Used	7 Series	Private	
141	Nov - 19	Mar - 17	33,071.02	29,545.71	18,716.49	10,829.22	Used	6 Series	Commercial	
142	Dec - 19	Nov - 17	14,139.40	11,266.95	11,266.95	0.00	Used	3 Series	Private	
143	Dec - 19	July - 15	20,912.52	1,672.67	1,672.67	0.00	Used	Z Series	Private	
144	Dec - 19	Oct - 17	23,165.64	17,103.15	11,266.26	5,836.89	Used	5 Series	Commercial	

Compartment German Auto Loans 8
Monthly Investor Report



Rolls-Royce
Motor Cars Limited

Reporting Date	Jan 11, 2021		
Payment Date	Jan 20, 2021		
Period No	32		
Monthly Period	Dec 31, 2020		
Interest Period	From	Dec 21, 2020	to Jan 20, 2021 = 30 days

9. Defaulted Amount & Recovery Amount - Loan Level Data*

	Month / Year of Default	Month / Year of Loan Origination	Principal Balance (Initial in EUR)	Principal Balance of Loan at Default (in EUR)	Recovery Total (in EUR)	Principal Balance End of Period (in EUR)	Object Type (new / used)	Vehicle Series	Customer Type (private / commercial)	Out of Deal (Month / Year)
145	Dec - 19	Dec - 17	13,819.33	5,610.74	992.45	4,618.29	New	Other BMW Group	Private	
146	Dec - 19	Nov - 17	52,414.19	20,447.90	-232.50	20,680.40	New	X6 Series	Commercial	
147	Dec - 19	Nov - 17	23,062.94	20,077.64	20,077.64	0.00	Used	5 Series	Private	
148	Dec - 19	Oct - 17	20,404.16	14,938.27	9,551.08	5,387.19	Used	5 Series	Commercial	
149	Dec - 19	Oct - 16	31,125.45	15,852.67	11,047.14	4,805.53	New	5 Series	Commercial	
150	Dec - 19	May - 14	10,629.87	2,131.68	2,131.68	0.00	Used	5 Series	Private	
151	Dec - 19	Aug - 17	29,234.68	26,566.88	12,253.16	14,313.72	New	2 Series	Private	
152	Dec - 19	Oct - 17	21,325.54	19,941.43	19,996.14	0.00	Used	3 Series	Private	
153	Dec - 19	May - 16	16,652.34	14,933.03	14,933.03	0.00	Used	3 Series	Private	
154	Jan - 20	Apr - 17	61,102.29	48,998.95	48,998.95	0.00	New	X4 Series	Commercial	
155	Jan - 20	Sept - 17	34,280.69	31,851.67	24,026.79	7,824.88	New	X4 Series	Commercial	
156	Jan - 20	Feb - 16	20,493.83	16,879.02	5,559.53	11,319.49	Used	3 Series	Private	
157	Jan - 20	July - 17	25,755.66	21,817.47	10,704.22	11,113.25	Used	5 Series	Private	
158	Jan - 20	Oct - 17	57,484.56	51,416.40	51,416.40	0.00	Used	X6 Series	Private	
159	Jan - 20	Jan - 18	135,814.45	114,705.83	76,004.24	38,701.59	New	Non BMW Group (incl. Motorcycles)	Commercial	
160	Jan - 20	Jan - 17	40,046.22	34,919.91	26,482.21	8,437.70	Used	X5 Series	Private	
161	Jan - 20	July - 17	34,124.55	29,999.59	29,999.59	0.00	Used	X5 Series	Commercial	
162	Jan - 20	Dec - 17	22,344.98	18,054.75	7,602.47	10,452.28	Used	5 Series	Commercial	
163	Jan - 20	Nov - 17	32,264.43	19,404.84	19,404.84	0.00	Used	5 Series	Private	
164	Jan - 20	July - 17	13,266.82	10,692.87	6,461.00	4,231.87	Used	1 Series	Private	
165	Jan - 20	May - 17	57,180.95	46,930.53	31,297.46	15,633.07	Used	X6 Series	Commercial	
166	Feb - 20	June - 17	100,997.62	73,172.57	11,000.00	62,172.57	New	7 Series	Commercial	
167	Feb - 20	Jan - 18	17,500.62	14,205.96	14,205.96	0.00	New	1 Series	Commercial	
168	Feb - 20	Jan - 18	51,850.24	46,274.65	22,172.07	24,102.58	Used	X5 Series	Commercial	
169	Feb - 20	July - 17	13,784.20	3,155.88	3,155.88	0.00	Used	X5 Series	Commercial	
170	Feb - 20	July - 15	10,536.58	5,653.72	4,466.07	1,187.65	Used	3 Series	Private	
171	Feb - 20	July - 17	24,232.74	10,964.17	5,673.56	5,290.61	Used	X5 Series	Commercial	
172	Feb - 20	July - 17	2,399.75	256.77	245.30	11.47	Used	Non BMW Group (incl. Motorcycles)	Private	
173	Feb - 20	Dec - 17	28,585.81	4,920.39	0.00	4,920.39	Used	X4 Series	Commercial	
174	Feb - 20	July - 17	1,730.15	1,109.12	0.00	1,109.12	Used	3 Series	Private	
175	Feb - 20	Sept - 17	6,978.90	5,548.23	3,035.46	2,512.77	Used	MINI	Commercial	
176	Feb - 20	July - 17	51,845.25	11,307.72	0.00	11,307.72	New	7 Series	Commercial	
177	Mar - 20	Oct - 17	8,654.39	6,379.14	5,000.00	1,379.14	Used	MINI	Commercial	
178	Mar - 20	Aug - 16	34,848.92	3,565.55	0.00	3,565.55	New	5 Series	Commercial	
179	Mar - 20	Aug - 17	14,683.22	8,983.29	8,629.99	376.16	Used	X3 Series	Commercial	
180	Mar - 20	Oct - 17	14,160.34	11,290.82	0.00	11,290.82	Used	1 Series	Private	

Compartment German Auto Loans 8
Monthly Investor Report



Rolls-Royce
Motor Cars Limited

Reporting Date	Jan 11, 2021				
Payment Date	Jan 20, 2021				
Period No	32				
Monthly Period	Dec 31, 2020				
Interest Period	From	Dec 21, 2020	to	Jan 20, 2021	= 30 days

9. Defaulted Amount & Recovery Amount - Loan Level Data*

	Month / Year of Default	Month / Year of Loan Origination	Principal Balance (Initial in EUR)	Principal Balance of Loan at Default (in EUR)	Recovery Total (in EUR)	Principal Balance End of Period (in EUR)	Object Type (new / used)	Vehicle Series	Customer Type (private / commercial)	Out of Deal (Month / Year)
181	Mar - 20	Aug - 17	18,158.96	15,186.61	36.95	15,183.48	New	3 Series	Private	
182	Mar - 20	Aug - 14	8,131.74	5,256.31	2,196.11	3,060.20	Used	Non BMW Group (incl. Motorcycles)	Private	
183	Apr - 20	Jan - 18	24,327.37	16,731.23	12,588.45	4,142.78	Used	X4 Series	Commercial	
184	Apr - 20	Mar - 17	41,873.75	33,665.31	33,665.31	0.00	Used	X5 Series	Private	
185	Apr - 20	Jan - 17	22,616.14	18,771.37	12,638.35	6,133.02	New	1 Series	Private	
186	Apr - 20	Jan - 18	13,582.46	11,468.75	0.00	11,468.75	Used	MINI	Commercial	
187	Apr - 20	Oct - 14	13,831.74	9,931.21	4,379.98	5,551.23	Used	X1 Series	Commercial	
188	Apr - 20	Aug - 16	15,490.91	13,508.92	3,531.72	9,977.20	Used	X3 Series	Commercial	
189	May - 20	Oct - 15	12,422.54	4,639.73	4,639.73	0.00	Used	5 Series	Private	
190	May - 20	Feb - 17	2,991.02	833.89	833.89	0.00	Used	1 Series	Private	
191	May - 20	July - 16	11,911.64	7,529.55	7,529.55	0.00	Used	5 Series	Commercial	
192	May - 20	Oct - 17	8,880.12	5,384.25	5,384.25	0.00	Used	1 Series	Private	
193	May - 20	July - 17	88,523.02	19,397.46	19,397.46	0.00	New	4 Series	Commercial	
194	May - 20	July - 17	27,120.09	14,785.20	12,461.65	2,323.55	Used	5 Series	Commercial	
195	June - 20	Nov - 16	19,689.90	13,925.89	12,556.88	1,369.01	Used	1 Series	Private	
196	June - 20	Sept - 17	14,141.42	11,077.67	8,675.53	2,402.14	Used	X1 Series	Private	
197	June - 20	July - 17	78,145.50	66,279.92	29,634.26	36,645.66	New	X5 Series	Commercial	
198	June - 20	Mar - 17	28,877.04	25,461.16	14,093.72	11,367.44	New	X1 Series	Private	
199	June - 20	Oct - 17	28,032.15	20,481.58	0.00	20,481.58	Used	MINI	Commercial	
200	June - 20	Jan - 18	35,472.56	28,852.38	4,370.00	24,530.51	New	MINI	Private	
201	June - 20	Dec - 17	14,325.63	11,148.34	11,148.34	0.00	Used	1 Series	Private	
202	June - 20	Nov - 14	5,285.10	2,530.41	2,530.41	0.00	Used	1 Series	Private	
203	June - 20	Aug - 17	20,323.29	15,262.64	10,648.81	4,655.77	Used	4 Series	Private	
204	June - 20	Apr - 16	16,250.29	10,391.99	10,000.00	391.99	Used	X1 Series	Private	
205	June - 20	Aug - 17	28,672.77	20,671.17	9,993.90	10,677.27	Used	4 Series	Commercial	
206	June - 20	Sept - 17	49,819.47	43,206.02	23,074.68	20,131.34	New	5 Series	Commercial	
207	June - 20	Oct - 17	18,744.69	8,469.95	8,469.95	0.00	New	4 Series	Commercial	
208	July - 20	Aug - 17	7,105.23	5,191.33	0.00	5,191.33	New	Non BMW Group (incl. Motorcycles)	Commercial	
209	July - 20	Jan - 18	27,258.64	21,756.96	0.00	21,756.96	Used	2 Series	Private	
210	July - 20	June - 15	22,155.68	14,662.05	13,473.02	1,189.03	Used	5 Series	Private	
211	July - 20	Dec - 16	29,066.28	10,721.58	9,139.12	1,582.46	New	MINI	Private	
212	July - 20	Feb - 17	22,099.83	17,108.90	11,688.10	5,420.80	Used	5 Series	Commercial	
213	July - 20	Sept - 17	7,686.62	5,500.55	3,303.36	2,211.99	Used	1 Series	Private	
214	July - 20	Oct - 17	37,535.25	29,872.32	3,474.30	26,398.02	New	1 Series	Private	
215	July - 20	Apr - 17	21,042.71	15,493.19	12,900.00	2,593.19	Used	2 Series	Private	
216	July - 20	Dec - 17	11,896.27	4,693.39	4,693.39	0.00	Used	MINI	Commercial	

Compartment German Auto Loans 8

Monthly Investor Report



Rolls-Royce
Motor Cars Limited

Reporting Date	Jan 11, 2021		
Payment Date	Jan 20, 2021		
Period No	32		
Monthly Period	Dec 31, 2020		
Interest Period	From	Dec 21, 2020	to Jan 20, 2021 = 30 days

9. Defaulted Amount & Recovery Amount - Loan Level Data*

	Month / Year of Default	Month / Year of Loan Origination	Principal Balance (Initial in EUR)	Principal Balance of Loan at Default (in EUR)	Recovery Total (in EUR)	Principal Balance End of Period (in EUR)	Object Type (new / used)	Vehicle Series	Customer Type (private / commercial)	Out of Deal (Month / Year)
217	Jul - 20	Dec - 17	33,511.32	28,567.23	16,162.34	12,404.89	New	X1 Series	Commercial	
218	Aug - 20	Mar - 17	23,510.70	18,675.52	0.00	18,675.52	Used	Non BMW Group (incl. Motorcycles)	Private	
219	Aug - 20	Nov - 17	35,431.60	28,744.49	59.44	28,750.77	New	1 Series	Private	
220	Aug - 20	Aug - 17	38,432.11	24,400.01	4,936.02	19,463.99	New	3 Series	Commercial	
221	Aug - 20	Dec - 17	29,147.43	19,830.80	14,795.64	5,035.16	Used	5 Series	Private	
222	Aug - 20	Oct - 17	23,432.78	17,825.05	9,741.38	8,083.67	Used	X1 Series	Commercial	
223	Aug - 20	Sept - 17	38,090.00	33,671.25	13,646.98	20,024.27	New	3 Series	Commercial	
224	Aug - 20	Jul - 17	25,475.85	20,299.30	0.00	20,299.30	Used	3 Series	Commercial	
225	Aug - 20	Jan - 17	15,137.82	13,611.69	13,611.69	0.00	New	1 Series	Private	
226	Aug - 20	Sept - 17	26,521.10	11,475.42	1,680.95	9,794.47	Used	4 Series	Private	
227	Sept - 20	Aug - 17	15,068.37	11,186.14	7,442.11	3,744.03	New	MINI	Commercial	
228	Sept - 20	Dec - 17	57,470.61	27,017.72	13.49	27,004.23	New	5 Series	Private	
229	Sept - 20	Oct - 17	13,797.66	4,477.86	-12.44	4,490.30	Used	1 Series	Private	
230	Sept - 20	Dec - 17	11,765.13	7,381.91	4,400.00	2,981.91	Used	3 Series	Private	
231	Oct - 20	Feb - 16	13,125.69	7,350.11	750.00	6,600.11	Used	3 Series	Private	
232	Oct - 20	Jan - 18	19,960.76	15,339.66	13,432.04	1,907.62	Used	1 Series	Private	
233	Oct - 20	Aug - 17	54,600.69	45,729.80	19,620.60	26,109.20	New	X4 Series	Commercial	
234	Oct - 20	Mar - 16	17,372.15	8,872.47	1,000.00	7,872.47	Used	5 Series	Private	
235	Oct - 20	Dec - 17	14,686.00	7,996.13	785.10	7,211.03	Used	5 Series	Private	
236	Oct - 20	Jan - 18	30,262.58	16,248.06	1,501.85	14,746.21	Used	5 Series	Private	
237	Oct - 20	Mar - 15	18,595.12	11,587.79	1,502.70	10,085.09	Used	1 Series	Private	
238	Oct - 20	Jan - 16	23,079.18	15,599.80	9,300.00	6,299.80	Used	X3 Series	Private	
239	Oct - 20	Dec - 17	13,008.78	9,491.29	5,192.28	4,299.01	Used	5 Series	Private	
240	Oct - 20	Dec - 17	39,264.70	34,915.81	23,933.28	10,982.53	New	X4 Series	Commercial	
241	Oct - 20	Aug - 17	8,706.62	5,980.37	3,982.92	1,997.45	New	Other BMW Group	Private	
242	Oct - 20	Dec - 17	12,653.75	9,476.54	9,476.54	0.00	Used	MINI	Private	
243	Oct - 20	Nov - 17	60,382.92	48,943.29	30,587.26	18,356.03	Used	X6 Series	Commercial	
244	Nov - 20	Aug - 17	21,687.97	16,640.83	14,400.00	2,240.83	Used	3 Series	Private	
245	Nov - 20	Nov - 17	20,717.91	16,506.74	10,876.33	5,630.41	New	MINI	Private	
246	Nov - 20	Dec - 17	30,071.93	22,463.08	11,567.07	10,896.01	New	2 Series	Commercial	
247	Nov - 20	Apr - 16	11,466.58	7,169.57	299.24	6,870.33	Used	1 Series	Private	
248	Nov - 20	Oct - 17	35,680.92	24,567.19	24,567.19	0.00	Used	3 Series	Private	
249	Nov - 20	Jan - 18	42,263.53	29,306.32	25,600.00	3,706.32	New	X4 Series	Private	
250	Nov - 20	Apr - 15	13,114.27	2,961.47	891.88	2,069.59	Used	6 Series	Commercial	
251	Nov - 20	Sept - 16	18,886.04	7,352.97	549.50	6,803.47	Used	5 Series	Private	
252	Dec - 20	Dec - 17	35,167.22	28,459.05	0.00	28,459.05	New	5 Series	Private	

Compartment German Auto Loans 8
Monthly Investor Report



Rolls-Royce
Motor Cars Limited

Reporting Date	Jan 11, 2021			
Payment Date	Jan 20, 2021			
Period No	32			
Monthly Period	Dec 31, 2020			
Interest Period	From	Dec 21, 2020	to	Jan 20, 2021 = 30 days

9. Defaulted Amount & Recovery Amount - Loan Level Data*

	Month / Year of Default	Month / Year of Loan Origination	Principal Balance (Initial in EUR)	Principal Balance of Loan at Default (in EUR)	Recovery Total (in EUR)	Principal Balance End of Period (in EUR)	Object Type (new / used)	Vehicle Series	Customer Type (private / commercial)	Out of Deal (Month / Year)
253	Dec - 20	Oct - 17	8,237.90	4,878.06	841.78	4,036.28	Used	1 Series	Commercial	
254	Dec - 20	May - 17	20,776.85	7,399.68	0.00	7,399.68	New	1 Series	Private	
255	Dec - 20	July - 17	10,110.17	5,017.30	5,017.30	0.00	Used	1 Series	Private	
256	Dec - 20	Oct - 17	63,679.15	52,857.66	27,918.33	24,939.33	New	X5 Series	Commercial	
257	Dec - 20	June - 17	35,666.94	28,080.74	0.00	28,080.74	Used	X6 Series	Commercial	
258	Dec - 20	Nov - 17	11,290.17	7,792.90	7,792.90	0.00	Used	X1 Series	Private	
259	Dec - 20	May - 17	5,453.16	1,480.33	143.73	1,336.60	Used	MINI	Private	
260	Dec - 20	Dec - 17	28,111.52	8,363.05	-82.16	8,445.21	Used	X6 Series	Commercial	
261	Dec - 20	May - 17	33,977.17	9,372.11	5,000.00	4,372.11	New	X1 Series	Private	
262	Dec - 20	Jan - 16	9,860.98	6,142.86	0.00	6,142.86	Used	MINI	Commercial	
263	Aug - 18	Mar - 16	9,547.20	242.61	73.48	169.13	New	MINI	Commercial	Aug - 18
264	Aug - 18	Feb - 17	19,379.16	19,379.16	14,599.98	4,779.18	Used	7 Series	Commercial	Nov - 18
265	Sept - 18	Jan - 17	11,000.31	10,756.77	6,587.61	4,169.16	Used	1 Series	Commercial	Nov - 18
266	Sept - 18	Sept - 15	37,319.57	36,068.06	24,565.15	11,502.91	New	5 Series	Commercial	Dec - 18
267	Sept - 18	Aug - 17	25,583.07	25,011.15	16,662.47	8,348.68	Used	3 Series	Private	Dec - 18
268	Dec - 18	Aug - 17	10,130.03	10,130.03	1,849.57	8,280.46	Used	1 Series	Private	Dec - 18
269	Oct - 18	Jan - 18	47,972.42	47,297.54	33,990.04	13,307.50	Used	X5 Series	Commercial	Jan - 19
270	Oct - 18	Sept - 17	29,677.86	28,607.90	21,611.61	6,996.29	Used	4 Series	Commercial	Jan - 19
271	Nov - 18	June - 17	15,255.77	14,417.33	12,084.54	2,332.79	Used	MINI	Private	Jan - 19
272	Oct - 18	Nov - 17	37,044.29	35,980.45	26,194.35	9,872.79	New	X1 Series	Private	Feb - 19
273	Nov - 18	July - 17	17,214.24	16,995.55	15,071.70	1,923.85	New	Other BMW Group	Commercial	Feb - 19
274	Nov - 18	June - 16	22,128.78	21,157.85	13,619.81	7,538.04	Used	3 Series	Private	Feb - 19
275	Feb - 19	Oct - 14	4,487.09	759.87	285.59	474.28	Used	7 Series	Commercial	Feb - 19
276	Feb - 19	July - 17	15,989.81	441.23	166.22	275.01	Used	Non BMW Group (incl. Motorcycles)	Commercial	Feb - 19
277	Dec - 18	May - 15	19,384.52	18,215.53	10,578.48	7,637.05	Used	X5 Series	Private	Mar - 19
278	Dec - 18	May - 15	11,371.12	11,371.12	10,073.90	1,297.22	Used	5 Series	Private	Mar - 19
279	Mar - 19	Jan - 18	32,975.98	23,706.17	2,869.46	20,836.71	Used	4 Series	Private	Mar - 19
280	Jan - 19	Aug - 17	14,684.59	13,444.95	11,666.02	1,778.93	Used	X1 Series	Private	Apr - 19
281	Dec - 18	Aug - 17	5,970.55	5,578.72	3,773.31	1,805.41	Used	3 Series	Private	May - 19
282	Jan - 19	Nov - 14	9,394.59	8,693.59	4,473.54	4,220.05	Used	3 Series	Private	May - 19
283	May - 19	Oct - 17	43,224.35	40,998.14	4,527.18	36,470.96	New	5 Series	Private	May - 19
284	May - 19	Jan - 18	27,464.55	24,276.13	3,120.15	21,155.98	Used	5 Series	Private	May - 19
285	Nov - 18	Jan - 18	33,678.72	32,221.52	27,708.79	4,512.73	Used	4 Series	Private	June - 19
286	June - 19	May - 17	8,847.85	1,301.42	459.05	842.37	Used	3 Series	Private	June - 19
287	June - 19	Feb - 15	13,420.76	799.01	281.08	517.93	Used	Non BMW Group (incl. Motorcycles)	Private	June - 19
288	June - 19	July - 17	23,890.24	6,050.49	1,167.40	4,883.09	Used	MINI	Private	June - 19

Compartment German Auto Loans 8
Monthly Investor Report



Rolls-Royce
Motor Cars Limited

Reporting Date	Jan 11, 2021		
Payment Date	Jan 20, 2021		
Period No	32		
Monthly Period	Dec 31, 2020		
Interest Period	From	Dec 21, 2020	to Jan 20, 2021 = 30 days

9. Defaulted Amount & Recovery Amount - Loan Level Data*

	Month / Year of Default	Month / Year of Loan Origination	Principal Balance (Initial in EUR)	Principal Balance of Loan at Default (in EUR)	Recovery Total (in EUR)	Principal Balance End of Period (in EUR)	Object Type (new / used)	Vehicle Series	Customer Type (private / commercial)	Out of Deal (Month / Year)
289	Feb - 19	May - 17	12,773.92	11,807.89	7,175.32	4,632.57	Used	1 Series	Commercial	July - 19
290	Feb - 19	Nov - 16	26,682.95	24,718.90	17,537.63	7,181.27	Used	5 Series	Commercial	July - 19
291	Mar - 19	July - 17	22,527.85	20,540.14	13,687.86	6,852.28	Used	3 Series	Private	July - 19
292	Mar - 19	Aug - 17	12,558.28	11,718.90	9,797.62	1,921.28	Used	X3 Series	Commercial	July - 19
293	Mar - 19	Dec - 17	44,348.61	41,121.43	24,239.71	16,881.72	New	MINI	Commercial	July - 19
294	Apr - 19	July - 17	28,723.27	24,605.69	14,186.46	10,419.23	Used	5 Series	Commercial	July - 19
295	Apr - 19	Sept - 17	11,380.30	10,129.61	7,498.36	2,631.25	Used	3 Series	Private	July - 19
296	Apr - 19	Nov - 17	21,336.00	19,899.08	13,188.93	6,710.15	New	MINI	Commercial	July - 19
297	Apr - 19	July - 17	8,359.09	7,809.76	6,277.99	1,531.77	New	Other BMW Group	Commercial	July - 19
298	Apr - 19	May - 17	11,146.90	10,349.62	8,616.50	1,733.12	New	Other BMW Group	Commercial	July - 19
299	Apr - 19	Sept - 15	4,706.71	4,249.39	3,795.14	454.25	Used	MINI	Commercial	July - 19
300	Apr - 19	May - 16	33,300.76	29,491.17	20,345.55	9,243.19	New	4 Series	Commercial	July - 19
301	Apr - 19	Sept - 17	19,630.44	18,258.02	12,985.79	5,272.23	Used	5 Series	Private	July - 19
302	May - 19	Nov - 17	61,027.66	56,231.86	31,124.77	25,107.09	New	X3 Series	Commercial	July - 19
303	Apr - 19	July - 17	29,557.15	27,148.12	18,350.43	8,797.69	New	MINI	Commercial	Aug - 19
304	Apr - 19	Nov - 15	18,194.25	17,985.29	9,922.48	8,062.81	New	3 Series	Private	Aug - 19
305	May - 19	Dec - 17	34,330.54	30,926.59	21,940.66	8,985.93	New	5 Series	Commercial	Aug - 19
306	May - 19	Dec - 15	23,900.60	22,250.04	14,871.81	7,378.23	New	2 Series	Private	Aug - 19
307	May - 19	June - 16	20,181.23	19,470.62	12,448.95	7,021.67	New	1 Series	Private	Aug - 19
308	Aug - 19	Dec - 17	10,940.37	4,796.42	2,929.81	1,866.61	Used	1 Series	Private	Aug - 19
309	Jan - 19	Dec - 17	28,445.57	26,931.69	22,997.63	3,934.06	New	4 Series	Commercial	Sept - 19
310	Feb - 19	Nov - 16	19,338.45	18,678.90	18,073.50	605.40	New	2 Series	Private	Sept - 19
311	June - 19	Oct - 17	10,318.58	8,147.49	6,005.71	2,141.78	Used	1 Series	Commercial	Sept - 19
312	June - 19	Sept - 16	36,878.53	28,828.98	21,198.82	7,630.16	New	5 Series	Commercial	Sept - 19
313	June - 19	Oct - 17	33,583.87	30,642.39	21,106.77	9,535.62	New	MINI	Private	Sept - 19
314	June - 19	Mar - 15	8,025.65	5,367.17	5,004.82	362.35	Used	MINI	Commercial	Oct - 19
315	July - 19	Apr - 16	16,132.97	13,901.40	7,308.00	6,593.40	New	Non BMW Group (incl. Motorcycles)	Commercial	Oct - 19
316	Aug - 19	Aug - 17	18,517.50	15,154.84	9,434.79	5,720.05	Used	X1 Series	Commercial	Oct - 19
317	Oct - 19	Oct - 17	18,582.82	198.70	61.94	136.76	Used	3 Series	Private	Oct - 19
318	Oct - 19	Dec - 17	26,600.87	258.09	58.42	199.67	New	3 Series	Commercial	Oct - 19
319	Oct - 19	June - 14	18,593.91	294.43	61.09	233.34	Used	Non BMW Group (incl. Motorcycles)	Private	Oct - 19
320	June - 19	May - 17	53,218.40	46,010.68	29,768.74	16,241.94	New	2 Series	Commercial	Nov - 19
321	Sept - 19	Oct - 17	22,186.58	19,077.88	12,588.77	6,489.11	Used	X6 Series	Commercial	Nov - 19
322	Sept - 19	July - 16	20,393.60	18,245.89	11,032.87	7,213.02	New	1 Series	Private	Nov - 19
323	Sept - 19	Feb - 17	81,021.81	76,248.95	43,810.69	32,438.26	New	7 Series	Commercial	Nov - 19
324	Sept - 19	June - 14	11,513.62	9,075.89	4,753.76	4,322.13	Used	Non BMW Group (incl. Motorcycles)	Private	Nov - 19

Compartment German Auto Loans 8
Monthly Investor Report



Rolls-Royce
Motor Cars Limited

Reporting Date	Jan 11, 2021		
Payment Date	Jan 20, 2021		
Period No	32		
Monthly Period	Dec 31, 2020		
Interest Period	From	Dec 21, 2020	to Jan 20, 2021 = 30 days

9. Defaulted Amount & Recovery Amount - Loan Level Data*

	Month / Year of Default	Month / Year of Loan Origination	Principal Balance (Initial in EUR)	Principal Balance of Loan at Default (in EUR)	Recovery Total (in EUR)	Principal Balance End of Period (in EUR)	Object Type (new / used)	Vehicle Series	Customer Type (private / commercial)	Out of Deal (Month / Year)
325	Sept - 19	Feb - 17	25,646.28	22,401.68	20,323.63	2,078.05	Used	1 Series	Private	Nov - 19
326	Feb - 19	Aug - 17	30,133.31	28,133.13	19,596.19	8,536.94	Used	X3 Series	Private	Dec - 19
327	July - 19	Aug - 17	10,157.18	9,292.21	7,221.35	2,070.86	Used	1 Series	Private	Dec - 19
328	Sept - 19	Nov - 17	36,424.47	29,980.51	16,443.32	13,537.19	Used	5 Series	Commercial	Dec - 19
329	Sept - 19	Nov - 17	57,349.49	49,582.01	23,190.28	26,391.73	New	3 Series	Commercial	Dec - 19
330	Oct - 19	Feb - 17	27,818.66	20,825.23	11,296.91	9,528.32	New	2 Series	Commercial	Dec - 19
331	Oct - 19	Feb - 17	23,446.75	20,510.42	14,404.28	6,106.14	Used	3 Series	Private	Dec - 19
332	Sept - 19	Oct - 16	23,795.48	20,305.39	9,955.36	10,350.03	New	Non BMW Group (incl. Motorcycles)	Commercial	Jan - 20
333	Oct - 19	July - 17	65,192.55	57,428.63	36,484.69	20,943.94	Used	X6 Series	Commercial	Jan - 20
334	Oct - 19	Oct - 17	24,842.69	19,954.15	11,226.29	8,727.86	Used	X1 Series	Commercial	Jan - 20
335	Oct - 19	June - 16	29,658.05	26,528.27	15,838.43	10,689.84	New	2 Series	Private	Jan - 20
336	Oct - 19	Sept - 17	16,893.40	15,286.82	10,654.48	4,632.34	Used	1 Series	Private	Jan - 20
337	Oct - 19	Jan - 18	26,551.99	22,940.04	16,456.68	6,538.54	Used	5 Series	Commercial	Jan - 20
338	Jan - 20	May - 17	7,620.54	5,549.05	790.18	4,758.87	Used	5 Series	Private	Jan - 20
339	Nov - 19	Oct - 17	45,324.11	38,998.12	31,020.94	7,977.18	Used	X5 Series	Commercial	Feb - 20
340	Nov - 19	Oct - 17	31,659.01	25,056.89	15,892.79	9,164.10	Used	5 Series	Private	Feb - 20
341	Nov - 19	Oct - 17	21,667.93	18,802.24	10,630.45	8,171.79	New	1 Series	Private	Feb - 20
342	Dec - 19	Mar - 16	28,337.46	22,830.20	16,072.22	6,757.98	Used	7 Series	Commercial	Mar - 20
343	Dec - 19	Jan - 18	17,953.01	15,391.08	11,124.94	4,266.14	Used	5 Series	Private	Mar - 20
344	Dec - 19	Sept - 17	2,381.55	1,499.00	1,148.06	350.94	Used	Non BMW Group (incl. Motorcycles)	Private	Mar - 20
345	Dec - 19	Jan - 18	25,232.36	20,417.40	16,035.89	4,381.51	Used	X5 Series	Commercial	Mar - 20
346	Jan - 20	Oct - 17	14,724.49	11,686.17	9,252.12	2,434.05	Used	1 Series	Private	Apr - 20
347	Jan - 20	Nov - 17	27,558.61	23,704.02	16,435.39	7,268.63	New	Non BMW Group (incl. Motorcycles)	Private	Apr - 20
348	Feb - 20	Jan - 18	8,422.34	7,380.02	5,639.06	1,740.96	Used	1 Series	Commercial	Apr - 20
349	Feb - 20	Jan - 18	32,075.23	27,668.03	13,556.25	14,111.78	Used	5 Series	Private	Apr - 20
350	Feb - 20	Jan - 17	30,497.64	25,767.95	20,226.31	5,541.64	Used	X5 Series	Commercial	Apr - 20
351	Feb - 20	Oct - 17	51,434.32	42,003.83	22,163.92	19,839.91	New	X1 Series	Commercial	Apr - 20
352	Feb - 20	July - 17	11,847.92	9,819.08	7,600.77	2,218.31	Used	1 Series	Private	Apr - 20
353	Apr - 20	Oct - 17	24,811.19	391.04	153.79	237.25	New	5 Series	Commercial	Apr - 20
354	Feb - 20	Jan - 18	17,349.69	15,162.78	9,401.22	5,761.56	Used	3 Series	Private	May - 20
355	Mar - 20	Sept - 17	29,055.32	23,137.15	16,796.81	6,340.34	Used	5 Series	Commercial	May - 20
356	May - 19	June - 16	16,721.58	15,463.70	0.00	15,472.18	New	2 Series	Private	June - 20
357	Jan - 20	Jan - 18	46,089.94	39,800.58	33,630.88	6,169.70	Used	4 Series	Private	June - 20
358	Mar - 20	Dec - 17	11,759.69	8,819.68	6,560.46	2,259.22	Used	3 Series	Private	June - 20
359	Mar - 20	Aug - 17	30,161.15	23,419.24	17,162.74	6,256.50	Used	5 Series	Private	June - 20
360	Apr - 20	Dec - 17	84,945.06	75,591.50	33,335.02	42,256.48	New	X5 Series	Commercial	June - 20

Compartment German Auto Loans 8
Monthly Investor Report



Rolls-Royce
Motor Cars Limited

Reporting Date	Jan 11, 2021		
Payment Date	Jan 20, 2021		
Period No	32		
Monthly Period	Dec 31, 2020		
Interest Period	From	Dec 21, 2020	to Jan 20, 2021 = 30 days

9. Defaulted Amount & Recovery Amount - Loan Level Data*

	Month / Year of Default	Month / Year of Loan Origination	Principal Balance (Initial in EUR)	Principal Balance of Loan at Default (in EUR)	Recovery Total (in EUR)	Principal Balance End of Period (in EUR)	Object Type (new / used)	Vehicle Series	Customer Type (private / commercial)	Out of Deal (Month / Year)
361	Apr - 20	July - 17	13,715.95	11,031.37	8,375.04	2,656.33	Used	1 Series	Private	July - 20
362	Mar - 20	Oct - 17	20,880.57	17,453.25	11,262.45	6,190.80	New	1 Series	Commercial	Aug - 20
363	Apr - 20	Jan - 18	24,653.36	19,475.79	13,985.39	5,490.40	Used	5 Series	Private	Aug - 20
364	May - 20	Dec - 16	44,013.04	38,987.75	11,395.19	27,592.56	New	5 Series	Commercial	Aug - 20
365	June - 20	July - 17	70,275.50	49,343.74	30,504.52	18,839.22	New	5 Series	Commercial	Aug - 20
366	Aug - 20	Mar - 17	26,779.14	15,224.76	1,523.34	13,701.42	New	MINI	Private	Aug - 20
367	Aug - 20	July - 17	15,788.84	163.74	39.69	124.05	Used	1 Series	Private	Aug - 20
368	Jan - 20	Oct - 17	35,486.49	30,688.42	24,221.16	6,467.26	New	1 Series	Commercial	Sept - 20
369	Mar - 20	Jan - 18	30,791.32	22,283.30	20,337.87	1,945.43	Used	1 Series	Commercial	Sept - 20
370	June - 20	July - 17	32,129.38	24,663.67	14,718.44	9,945.23	Used	7 Series	Commercial	Sept - 20
371	June - 20	July - 17	27,365.49	17,965.55	15,092.12	2,873.43	New	2 Series	Private	Sept - 20
372	July - 20	Apr - 16	30,946.11	21,978.06	17,989.13	3,988.93	Used	6 Series	Commercial	Sept - 20
373	Sept - 20	May - 16	12,929.07	28.60	-122.27	150.87	Used	1 Series	Private	Sept - 20
374	July - 20	Sept - 17	17,111.03	12,578.95	10,003.16	2,575.79	Used	X1 Series	Private	Oct - 20
375	July - 20	Dec - 17	22,397.70	16,871.95	10,797.25	6,074.70	New	MINI	Private	Oct - 20
376	Oct - 20	July - 17	4,520.09	1,401.47	296.75	1,104.72	Used	Non BMW Group (incl. Motorcycles)	Private	Nov - 20
377	Nov - 20	Jan - 18	31,704.09	97.02	46.50	50.52	New	3 Series	Commercial	Nov - 20
378	Nov - 20	July - 17	19,738.40	78.61	-100.58	179.19	New	MINI	Private	Nov - 20
379	Sept - 20	Dec - 17	29,368.79	22,528.33	15,758.65	6,769.68	New	MINI	Private	Dec - 20
380	Sept - 20	Nov - 17	14,623.05	11,683.43	5,562.25	6,121.18	Used	1 Series	Private	Dec - 20
381	Sept - 20	Oct - 17	33,934.03	27,034.29	25,054.38	1,979.91	New	2 Series	Private	Dec - 20
382	Oct - 20	Dec - 17	31,190.80	21,486.86	19,079.50	2,407.36	New	2 Series	Commercial	Dec - 20
383	Oct - 20	Oct - 15	24,392.48	19,179.81	11,682.17	7,497.64	Used	X3 Series	Private	Dec - 20
384	Oct - 20	May - 17	8,792.13	6,743.18	5,997.16	746.02	New	Other BMW Group	Private	Dec - 20

*Applicable only if loans have defaulted. Does not include defaulted amounts less than 10 EUR.

Compartment German Auto Loans 8
Monthly Investor Report



Rolls-Royce
Motor Cars Limited

Reporting Date	Jan 11, 2021		
Payment Date	Jan 20, 2021		
Period No	32		
Monthly Period	Dec 31, 2020		
Interest Period	From	Dec 21, 2020	to Jan 20, 2021 = 30 days

10. Outstanding Note Balance

1. Note Balance	All Notes	Class A	Class B
Initial Note Information			
ISIN code		XS1808853581	XS1808854399
Currency		EUR	EUR
Legal final maturity		June 2025	June 2025
Rating (Fitch / Moody's / S&P/DBRS)		AAA/N/A/AAA/N/A	N/A/N/A/N/A/N/A
Initial notes aggregate principal outstanding balance in EUR	1,075,300,000.00	1,000,000,000.00	75,300,000.00
Nominal amount per note in EUR		100,000.00	100,000.00
Initial number of notes per class in EUR		10,000	753
Current Note Information			
Notes aggregate principal outstanding balance in EUR - BoP	200,092,268.91	124,792,268.91	75,300,000.00
Available distribution amount in EUR	45,691,530.63		
Redemption per class in EUR		40,212,862.61	0,00
Redemption per note in EUR		4,021.29	0.00
Notes aggregate principal outstanding balance in EUR - EoP	159,879,406.30	84,579,406.30	75,300,000.00
Current pool factor		0.08	1.00
2. Payments to Investor per Note		Class A	Class B
Interest Type		Floating Rate	Fixed Rate
Reference Rate		1M_EURIBOR	NONE
Actual Interest Rate		-0.582%	NONE
Spread		0.400%	NONE
Coupon		0.000%*	1.000%
Day count fraction		Actual/360	Actual/360
Interest days		30 days	30 days
Principal outstanding per note in EUR - BoP		12,479.23	100,000.00
Principal repayment per note in EUR		4,021.29	0.00
Principal outstanding per note in EUR - EoP		8,457.94	100,000.00
Interest payment per Note in EUR		0.00	83.33

* rate is floored at 0.000%, the theoretical negative interest rate is -0.182%.

Compartment German Auto Loans 8
Monthly Investor Report



Rolls-Royce
Motor Cars Limited

Reporting Date	Jan 11, 2021			
Payment Date	Jan 20, 2021			
Period No	32			
Monthly Period	Dec 31, 2020			
Interest Period	From	Dec 21, 2020	to	Jan 20, 2021 = 30 days

10. Outstanding Note Balance

3. Credit Enhancement	Initial Period (in EUR)	Initial CE (in %)	Current Period (in EUR)	Current CE (in %)
Class A	1,000,000,000.00	7.50	84,579,406.30	61.83
Class B	75,300,000.00	0.50	75,300,000.00	25.55
Cash Reserve (+ Overcollateralisation)		0.00	53,018,825.53	0.00

4. Clean-Up Call Option

If the aggregate outstanding principal balance has been reduced to less than 10% of the aggregate outstanding principal balance at the Issue Date, the seller will have the option under the receivables purchase Agreement to acquire all outstanding purchased receivables.

Aggregate outstanding principal balance at end of period (in EUR)	207,518,231.83
Clean-Up option exercisable	No

Compartment German Auto Loans 8
Monthly Investor Report



Rolls-Royce
Motor Cars Limited

Reporting Date	Jan 11, 2021			
Payment Date	Jan 20, 2021			
Period No	32			
Monthly Period	Dec 31, 2020			
Interest Period	From	Dec 21, 2020	to	Jan 20, 2021 = 30 days

11. Original Principal Balance

Initial Portfolio as of origination of contract

Group (in EUR) (by Original Principal Balance)	Original principal balance (in EUR)	Original Principal Balance (in % of total)	Number of Contracts	Number of Contracts (in % of total)
0.00 - 5,000.00	6,602,430.10	0.54	1,758	3.14
5.000,01 - 10.000,00	53,342,875.63	4.40	6,758	12.05
10.000,01 - 15.000,00	133,921,010.22	11.03	10,565	18.84
15.000,01 - 20.000,00	189,310,910.30	15.60	10,808	19.28
20.000,01 - 25.000,00	198,030,105.32	16.32	8,823	15.74
25.000,01 - 30.000,00	178,429,764.68	14.70	6,502	11.60
30.000,01 - 35.000,00	132,759,753.18	10.94	4,103	7.32
35.000,01 - 40.000,00	91,674,885.59	7.55	2,450	4.37
40.000,01 - 45.000,00	59,215,184.71	4.88	1,400	2.50
45.000,01 - 50.000,00	43,978,430.11	3.62	927	1.65
50.000,01 - 55.000,00	32,354,806.99	2.67	618	1.10
55.000,01 - 60.000,00	25,497,518.92	2.10	444	0.79
> 60.000,00	68,538,800.68	5.65	915	1.63
Total	1,213,656,476.43	100.00	56,071	100.00

Average:	21,644.99
Min:	630.00
Max:	234,985.33

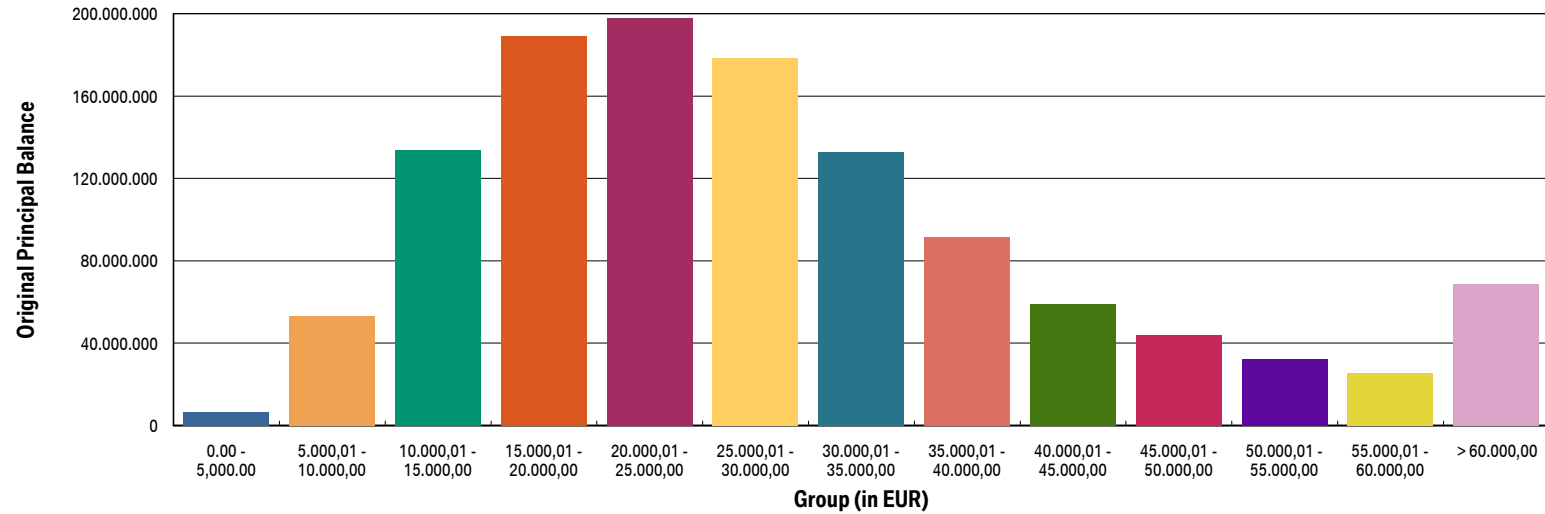
Compartment German Auto Loans 8
Monthly Investor Report



Rolls-Royce
 Motor Cars Limited

Reporting Date	Jan 11, 2021			
Payment Date	Jan 20, 2021			
Period No	32			
Monthly Period	Dec 31, 2020			
Interest Period	From	Dec 21, 2020	to	Jan 20, 2021 = 30 days

11a. Original Principal Balance (graph)



Compartment German Auto Loans 8
Monthly Investor Report



Rolls-Royce
Motor Cars Limited

Reporting Date	Jan 11, 2021			
Payment Date	Jan 20, 2021			
Period No	32			
Monthly Period	Dec 31, 2020			
Interest Period	From	Dec 21, 2020	to	Jan 20, 2021 = 30 days

12. Aggregate Principal Balance

Initial Portfolio

Group (in EUR)	Aggregate Principal Balance (in EUR)	Aggregate Principal Balance (in % of total)	Number of Contracts	Number of Contracts (in % of total)
0.00 - 5,000.00	11,911,454.23	1.11	3,553	6.34
5.000,01 - 10.000,00	67,979,197.49	6.32	8,808	15.71
10.000,01 - 15.000,00	144,390,179.97	13.43	11,512	20.53
15.000,01 - 20.000,00	184,235,767.64	17.13	10,572	18.85
20.000,01 - 25.000,00	179,689,329.59	16.71	8,035	14.33
25.000,01 - 30.000,00	145,425,557.37	13.52	5,329	9.50
30.000,01 - 35.000,00	102,843,973.13	9.56	3,186	5.68
35.000,01 - 40.000,00	69,581,005.45	6.47	1,864	3.32
40.000,01 - 45.000,00	45,284,645.28	4.21	1,071	1.91
45.000,01 - 50.000,00	33,696,768.07	3.13	711	1.27
50.000,01 - 55.000,00	24,282,918.80	2.26	464	0.83
55.000,01 - 60.000,00	19,141,345.96	1.78	334	0.60
> 60.000,00	46,837,767.73	4.36	632	1.13
Total	1,075,299,910.71	100.00	56,071	100.00

Average:	19,177.47
Min:	89.35
Max:	232,486.98

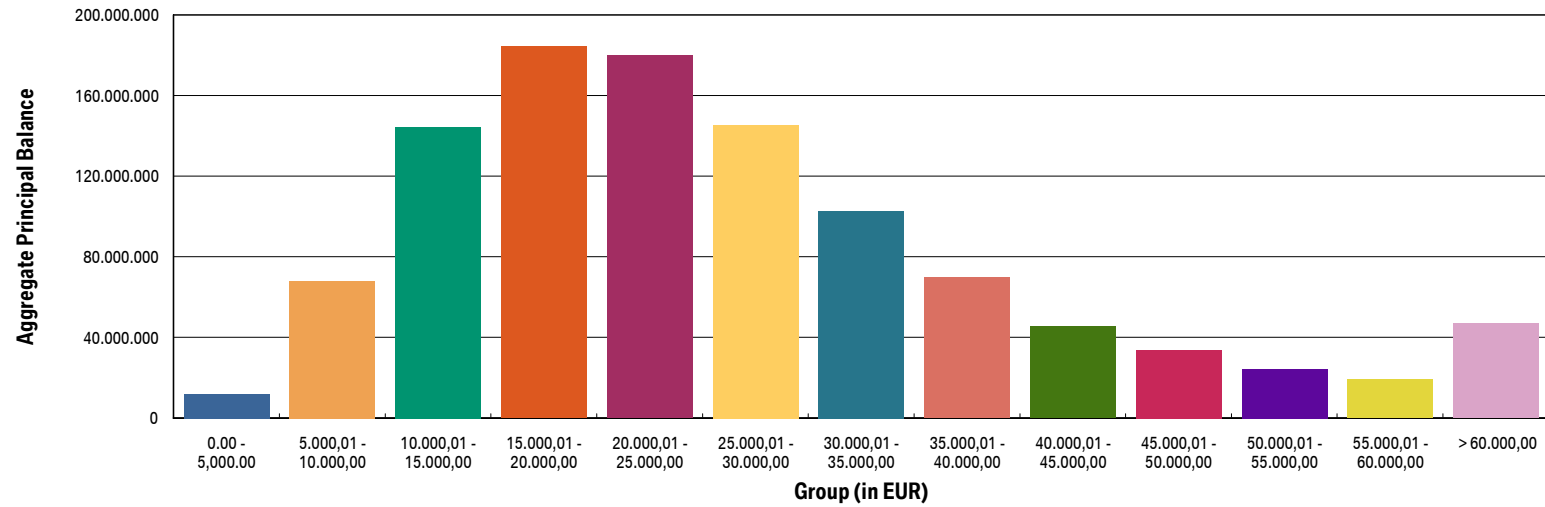
Compartment German Auto Loans 8
Monthly Investor Report



Rolls-Royce
 Motor Cars Limited

Reporting Date	Jan 11, 2021				
Payment Date	Jan 20, 2021				
Period No	32				
Monthly Period	Dec 31, 2020				
Interest Period	From	Dec 21, 2020	to	Jan 20, 2021	= 30 days

12a. Aggregate Principal Balance (graph)



Compartment German Auto Loans 8
Monthly Investor Report



Rolls-Royce
Motor Cars Limited

Reporting Date	Jan 11, 2021			
Payment Date	Jan 20, 2021			
Period No	32			
Monthly Period	Dec 31, 2020			
Interest Period	From	Dec 21, 2020	to	Jan 20, 2021 = 30 days

13. Aggregate Outstanding Principal Balance

Portfolio as of: Dec 31, 2020

Group (in EUR)	Aggregate Outstanding Principal Balance (in EUR)	Aggregate Outstanding Principal Balance (in % of total)	Number of Contracts	Number of Contracts (in % of total)
0.00 - 5,000.00	5,172,519.70	2.49	8,094	38.44
5,000,01 - 10,000,00	29,294,478.23	14.12	3,808	18.09
10,000,01 - 15,000,00	44,484,806.75	21.44	3,587	17.04
15,000,01 - 20,000,00	45,590,852.14	21.97	2,634	12.51
20,000,01 - 25,000,00	31,278,436.99	15.07	1,408	6.69
25,000,01 - 30,000,00	18,794,447.52	9.06	691	3.28
30,000,01 - 35,000,00	11,076,007.23	5.34	343	1.63
35,000,01 - 40,000,00	7,828,766.05	3.77	209	0.99
40,000,01 - 45,000,00	4,486,703.65	2.16	107	0.51
45,000,01 - 50,000,00	3,575,062.53	1.72	76	0.36
50,000,01 - 55,000,00	2,158,449.81	1.04	41	0.19
55,000,01 - 60,000,00	1,445,235.77	0.70	25	0.12
> 60,000,00	2,332,465.46	1.12	33	0.16
Total	207,518,231.83	100.00	21,056	100.00

WA:	9,855.54
Min:	0.00
Max:	115,706.77

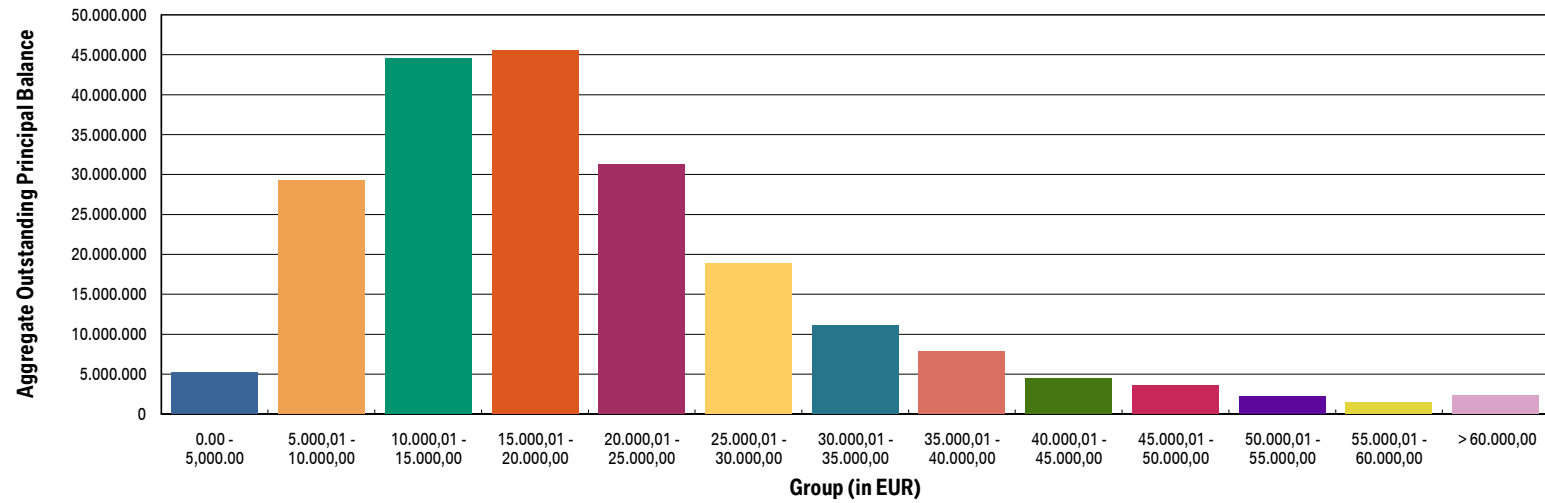
Compartment German Auto Loans 8
Monthly Investor Report



Rolls-Royce
Motor Cars Limited

Reporting Date	Jan 11, 2021			
Payment Date	Jan 20, 2021			
Period No	32			
Monthly Period	Dec 31, 2020			
Interest Period	From	Dec 21, 2020	to	Jan 20, 2021 = 30 days

13a. Aggregate Outstanding Principal Balance (graph)



Compartment German Auto Loans 8
Monthly Investor Report



Rolls-Royce
Motor Cars Limited

Reporting Date	Jan 11, 2021				
Payment Date	Jan 20, 2021				
Period No	32				
Monthly Period	Dec 31, 2020				
Interest Period	From	Dec 21, 2020	to	Jan 20, 2021	= 30 days

14. Down Payments

Portfolio as of: Dec 31, 2020

Down Payment	Aggregate Outstanding Principal Balance (in EUR)	Aggregate Outstanding Principal Balance (in % of total)	Number of Contracts	Number of Contracts (in % of total)	Down Payment/ Purchase Price (in %)
No Down Payment	53,227,029.77	25.65	5,232	24.85	0.00
<=1000	5,174,921.27	2.49	574	2.73	4.07
1.000,01 - 2.000,00	11,974,552.14	5.77	1,283	6.09	7.95
2.000,01 - 3.000,00	14,759,509.57	7.11	1,634	7.76	11.82
3.000,01 - 4.000,00	13,363,771.34	6.44	1,548	7.35	15.39
4.000,01 - 5.000,00	20,727,098.39	9.99	2,208	10.49	17.49
5.000,01 - 6.000,00	11,953,041.88	5.76	1,195	5.68	19.95
6.000,01 - 7.000,00	10,327,425.68	4.98	1,034	4.91	21.59
7.000,01 - 8.000,00	10,631,456.06	5.12	1,024	4.86	22.93
8.000,01 - 9.000,00	5,695,831.56	2.74	559	2.65	24.58
9.000,01 - 10.000,00	14,472,950.65	6.97	1,444	6.86	25.92
10.000,01 - 11.000,00	3,764,514.35	1.81	322	1.53	26.33
11.000,01 - 12.000,00	4,109,251.01	1.98	421	2.00	28.84
12.000,01 - 13.000,00	3,810,513.99	1.84	323	1.53	27.15
13.000,01 - 14.000,00	2,661,751.23	1.28	247	1.17	29.43
14.000,01 - 15.000,00	6,085,935.22	2.93	598	2.84	32.65
> 15.000,00	14,778,677.72	7.12	1,410	6.70	37.89
Total	207,518,231.83	100.00	21,056	100.00	15.60

Minimum Down Payment:	75.79
Maximum Down Payment:	93,267.06
Average Down Payment:	5,751.57
Average Down Payment (customers that made a Down Payment):	7,653.25

Compartment German Auto Loans 8
Monthly Investor Report



Rolls-Royce
Motor Cars Limited

Reporting Date	Jan 11, 2021			
Payment Date	Jan 20, 2021			
Period No	32			
Monthly Period	Dec 31, 2020			
Interest Period	From	Dec 21, 2020	to	Jan 20, 2021 = 30 days

15. Borrower Concentration

Portfolio as of: Dec 31, 2020

Borrower (Top 20)	Aggregate Outstanding Principal Balance (in EUR)	Aggregate Outstanding Principal Balance (in % of total)	Number of Contracts	Number of Contracts (in % of total)
1	115,706.77	0.06	1	0.00
2	109,810.81	0.05	5	0.02
3	89,863.54	0.04	1	0.00
4	89,171.58	0.04	2	0.01
5	87,699.27	0.04	2	0.01
6	83,675.91	0.04	1	0.00
7	83,422.24	0.04	1	0.00
8	80,989.46	0.04	1	0.00
9	80,760.38	0.04	2	0.01
10	80,728.33	0.04	1	0.00
11	78,104.42	0.04	1	0.00
12	77,685.18	0.04	2	0.01
13	77,541.20	0.04	1	0.00
14	74,480.84	0.04	2	0.01
15	71,999.68	0.03	3	0.01
16	71,566.50	0.03	1	0.00
17	71,251.71	0.03	2	0.01
18	71,165.51	0.03	1	0.00
19	70,909.66	0.03	1	0.00
20	70,545.98	0.03	2	0.01
Total	1,637,078.97	0.79	33	0.16
Total Portfolio Balance	207,518,231.83			

Compartment German Auto Loans 8
Monthly Investor Report



Rolls-Royce
 Motor Cars Limited

Reporting Date	Jan 11, 2021			
Payment Date	Jan 20, 2021			
Period No	32			
Monthly Period	Dec 31, 2020			
Interest Period	From	Dec 21, 2020	to	Jan 20, 2021 = 30 days

16. Geographical Distribution

Initial Portfolio

Post code area	Aggregate Principal Balance (in EUR)	Aggregate Principal Balance (in % of total)	Number of Contracts	Number of contracts (in % of total)
post code area 0	59,388,875.81	5.52	3,031	5.41
post code area 1	68,063,748.40	6.33	3,264	5.82
post code area 2	95,520,039.60	8.88	4,972	8.87
post code area 3	98,034,964.07	9.12	5,256	9.37
post code area 4	128,909,449.36	11.99	6,764	12.06
post code area 5	122,157,113.60	11.36	6,477	11.55
post code area 6	136,415,503.83	12.69	7,223	12.88
post code area 7	129,944,746.50	12.08	6,948	12.39
post code area 8	139,594,765.87	12.98	7,090	12.64
post code area 9	97,270,703.67	9.05	5,046	9.00
Total	1,075,299,910.71	100.00	56,071	100.00

Compartment German Auto Loans 8
Monthly Investor Report



Rolls-Royce
 Motor Cars Limited

Reporting Date	Jan 11, 2021			
Payment Date	Jan 20, 2021			
Period No	32			
Monthly Period	Dec 31, 2020			
Interest Period	From	Dec 21, 2020	to	Jan 20, 2021 = 30 days

16. Geographical Distribution

Portfolio as of: Dec 31, 2020

Post code area	Aggregate Outstanding Principal Balance (in EUR)	Aggregate Outstanding Principal Balance (in % of total)	Number of Contracts	Number of Contracts (in % of total)
post code area 0	12,821,697.23	6.18	1,217	5.78
post code area 1	14,764,118.95	7.11	1,387	6.59
post code area 2	18,673,211.02	9.00	1,851	8.79
post code area 3	20,098,003.72	9.68	2,045	9.71
post code area 4	23,352,194.39	11.25	2,466	11.71
post code area 5	23,685,960.37	11.41	2,412	11.46
post code area 6	26,209,745.02	12.63	2,765	13.13
post code area 7	24,421,048.80	11.77	2,522	11.98
post code area 8	25,330,033.85	12.21	2,473	11.74
post code area 9	18,097,323.53	8.72	1,906	9.05
post code area Others	64,894.95	0.03	12	0.06
Total	207,518,231.83	100.00	21,056	100.00

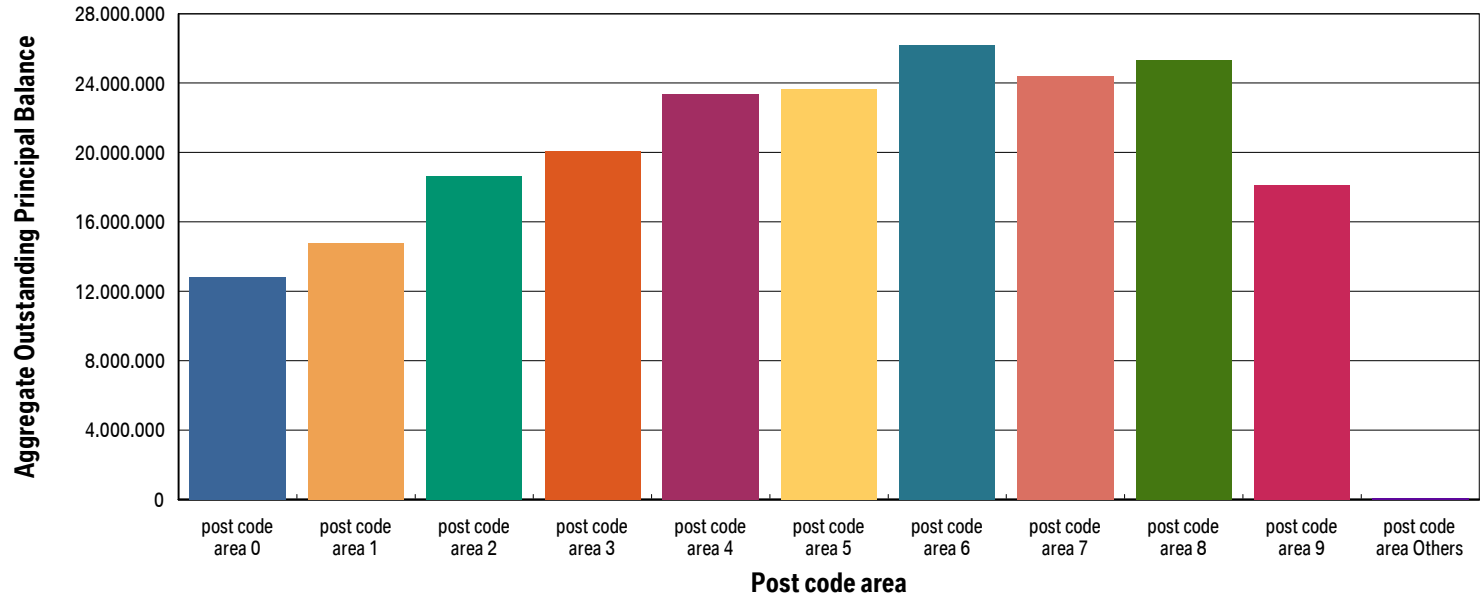
Compartment German Auto Loans 8
Monthly Investor Report



Rolls-Royce
 Motor Cars Limited

Reporting Date	Jan 11, 2021			
Payment Date	Jan 20, 2021			
Period No	32			
Monthly Period	Dec 31, 2020			
Interest Period	From	Dec 21, 2020	to	Jan 20, 2021 = 30 days

16a. Geographical Distribution (graph)



Compartment German Auto Loans 8
Monthly Investor Report



Rolls-Royce
Motor Cars Limited

Reporting Date	Jan 11, 2021			
Payment Date	Jan 20, 2021			
Period No	32			
Monthly Period	Dec 31, 2020			
Interest Period	From	Dec 21, 2020	to	Jan 20, 2021 = 30 days

17. Car Type & Customer Group

Initial Portfolio

Car Type	Aggregate Principal Balance (in EUR)	Aggregate Principal Balance (in % of total)	Number of Contracts	Number of Contracts (in % of total)
New	511,495,773.89	47.57	20,632	36.80
Used	563,804,136.82	52.43	35,439	63.20
Total	1,075,299,910.71	100.00	56,071	100.00

Customer Group	Aggregate Principal Balance (in EUR)	Aggregate Principal Balance (in % of total)	Number of Contracts	Number of Contracts (in % of total)
Commercial	285,100,325.98	26.51	11,022	19.66
Private Individual	790,199,584.73	73.49	45,049	80.34
Total	1,075,299,910.71	100.00	56,071	100.00

Compartment German Auto Loans 8
Monthly Investor Report



Rolls-Royce
Motor Cars Limited

Reporting Date	Jan 11, 2021			
Payment Date	Jan 20, 2021			
Period No	32			
Monthly Period	Dec 31, 2020			
Interest Period	From	Dec 21, 2020	to	Jan 20, 2021 = 30 days

17. Car Type & Customer Group

Portfolio as of: Dec 31, 2020

Car Type	Aggregate Outstanding Principal Balance (in EUR)	Aggregate Outstanding Principal Balance (in % of total)	Number of Contracts	Number of Contracts (in % of total)
New	87,830,591.80	42.32	7,435	35.31
Used	119,687,640.03	57.68	13,621	64.69
Total	207,518,231.83	100.00	21,056	100.00

Customer Group	Aggregate Outstanding Principal Balance (in EUR)	Aggregate Outstanding Principal Balance (in % of total)	Number of Contracts	Number of Contracts (in % of total)
Commercial	46,645,538.05	22.48	3,677	17.46
Private Individual	160,872,693.78	77.52	17,379	82.54
Total	207,518,231.83	100.00	21,056	100.00

Compartment German Auto Loans 8
Monthly Investor Report



Rolls-Royce
Motor Cars Limited

Reporting Date	Jan 11, 2021			
Payment Date	Jan 20, 2021			
Period No	32			
Monthly Period	Dec 31, 2020			
Interest Period	From	Dec 21, 2020	to	Jan 20, 2021 = 30 days

18. Delinquencies

Initial Portfolio

Days past due	Aggregate Principal Balance (in EUR)	Aggregate Principal Balance (in % of total)	Number of Contracts	Number of Contracts (in % of total)
1 - 30	0.00	0.00	0	0.00
31 - 60	0.00	0.00	0	0.00
61 - 90	0.00	0.00	0	0.00
91 - 120	0.00	0.00	0	0.00
> 120	0.00	0.00	0	0.00
Total	0.00	0.00	0	0.00

Portfolio as of: Dec 31, 2020

Days past due	Aggregate Outstanding Principal Balance (in EUR)	Aggregate Outstanding Principal Balance (in % of total)	Number of Contracts	Number of Contracts (in % of total)
1 - 30	5,068,602.64	2.44	417	1.98
31 - 60	1,279,035.80	0.62	77	0.37
61 - 90	454,116.89	0.22	29	0.14
91 - 120	336,150.76	0.16	22	0.10
> 120	388,250.11	0.19	25	0.12
Total	7,526,156.20	3.63	570	2.71

Compartment German Auto Loans 8
Monthly Investor Report



Rolls-Royce
Motor Cars Limited

Reporting Date	Jan 11, 2021				
Payment Date	Jan 20, 2021				
Period No	32				
Monthly Period	Dec 31, 2020				
Interest Period	From	Dec 21, 2020	to	Jan 20, 2021	= 30 days

18a. Delinquencies Analysis

Monthly Period	Performing (in EUR)	31-60 days past due (in EUR)	61-90 days past due (in EUR)	91-120 days past due (in EUR)	>120 days past due (in EUR)
May - 18	1,052,856,026.67	0.00	0.00	0.00	0.00
June - 18	1,025,920,741.08	233,336.96	0.00	0.00	0.00
July - 18	996,483,247.28	481,935.51	31,765.70	0.00	0.00
Aug - 18	966,977,692.08	533,675.23	110,616.76	31,765.70	0.00
Sept - 18	940,700,267.02	1,200,220.42	234,647.64	87,002.36	20,394.58
Oct - 18	912,899,854.06	543,706.97	432,611.31	177,974.36	83,768.01
Nov - 18	885,102,126.56	1,030,841.39	143,861.32	298,949.46	196,304.73
Dec - 18	859,006,011.25	1,132,465.64	387,227.93	143,806.82	311,578.70
Jan - 19	831,440,112.06	802,553.45	520,268.13	277,977.96	279,620.86
Feb - 19	805,436,050.61	953,939.39	337,962.17	429,690.95	317,236.05
Mar - 19	777,512,528.36	1,414,940.60	466,607.47	107,293.91	648,764.98
Apr - 19	750,042,508.62	1,344,947.00	464,953.76	288,803.53	605,195.72
May - 19	723,580,107.76	1,203,515.65	491,288.91	404,880.31	555,124.42
June - 19	699,170,880.02	1,220,494.59	344,122.62	288,224.31	435,128.09
July - 19	671,918,788.11	1,050,200.27	519,348.27	215,474.42	445,405.41
Aug - 19	646,700,075.48	1,450,252.44	423,782.09	327,347.68	677,623.38
Sept - 19	622,958,860.77	1,365,831.71	723,406.80	125,505.19	522,623.73
Oct - 19	599,139,505.67	1,028,057.79	354,923.49	497,668.10	326,784.11
Nov - 19	575,018,741.06	949,662.17	455,421.22	231,164.95	550,476.14
Dec - 19	551,277,351.49	1,175,344.16	519,314.12	237,021.95	502,982.60
Jan - 20	527,378,262.94	1,067,543.00	456,177.99	190,152.74	329,319.61
Feb - 20	507,679,654.72	591,329.72	563,991.48	264,600.98	231,906.73
Mar - 20	482,743,548.41	1,025,658.87	384,458.97	346,664.40	352,753.15
Apr - 20	457,704,057.65	1,229,584.91	490,609.31	204,518.29	487,383.30
May - 20	437,661,276.25	894,453.66	732,959.94	146,072.99	553,232.23
June - 20	417,101,884.42	657,177.27	450,076.20	572,394.07	322,579.68
July - 20	380,570,997.41	707,826.03	403,274.92	246,498.80	456,154.70
Aug - 20	349,034,612.44	1,755,448.30	351,451.13	197,523.36	406,613.06

Compartment German Auto Loans 8
Monthly Investor Report



Rolls-Royce
 Motor Cars Limited

Reporting Date	Jan 11, 2021				
Payment Date	Jan 20, 2021				
Period No	32				
Monthly Period	Dec 31, 2020				
Interest Period	From	Dec 21, 2020	to	Jan 20, 2021	= 30 days

18a. Delinquencies Analysis

Monthly Period	Performing (in EUR)	31-60 days past due (in EUR)	61-90 days past due (in EUR)	91-120 days past due (in EUR)	>120 days past due (in EUR)
Sept - 20	315,229,035.57	1,183,899.09	660,394.12	178,723.67	400,971.72
Oct - 20	278,744,042.72	1,125,120.08	384,561.99	446,172.47	246,478.96
Nov - 20	245,068,270.58	1,090,782.11	449,294.91	209,678.43	418,380.68
Dec - 20	205,060,678.27	1,279,035.80	454,116.89	336,150.76	388,250.11

Compartment German Auto Loans 8
Monthly Investor Report



Rolls-Royce
Motor Cars Limited

Reporting Date	Jan 11, 2021			
Payment Date	Jan 20, 2021			
Period No	32			
Monthly Period	Dec 31, 2020			
Interest Period	From	Dec 21, 2020	to	Jan 20, 2021 = 30 days

19. Seasoning

Initial Portfolio

Group (in months)	Aggregate Principal Balance (in EUR)	Aggregate Principal Balance (in % of total)	Number of Contracts	Number of Contracts (in % of total)
<= 6	492,607,422.31	45.81	23,758	42.37
> 6 - <= 12	391,635,229.03	36.42	20,512	36.58
> 12 - <= 24	130,251,179.08	12.11	7,514	13.40
> 24 - <= 36	49,977,501.72	4.65	3,393	6.05
> 36 - <= 42	5,051,935.82	0.47	397	0.71
> 42 - <= 48	3,810,087.86	0.35	322	0.57
> 48 - <= 53	1,210,666.78	0.11	105	0.19
> 53	755,888.11	0.07	70	0.12
Total	1,075,299,910.71	100.00	56,071	100.00

WA Seasoning (in months):	9.07
Min (in months):	3.00
Max (in months):	67.00

Compartment German Auto Loans 8
Monthly Investor Report



Rolls-Royce
Motor Cars Limited

Reporting Date	Jan 11, 2021			
Payment Date	Jan 20, 2021			
Period No	32			
Monthly Period	Dec 31, 2020			
Interest Period	From	Dec 21, 2020	to	Jan 20, 2021 = 30 days

19. Seasoning

Portfolio as of: Dec 31, 2020

Group (in months)	Aggregate Outstanding Principal Balance (in EUR)	Aggregate Outstanding Principal Balance (in % of total)	Number of Contracts	Number of Contracts (in % of total)
<= 6	0.00	0.00	0	0.00
> 6 - <= 12	0.00	0.00	0	0.00
> 12 - <= 24	0.00	0.00	0	0.00
> 24 - <= 36	68,451,932.19	32.99	7,013	33.31
> 36 - <= 42	118,427,618.05	57.07	11,665	55.40
> 42 - <= 48	14,093,390.59	6.79	1,376	6.53
> 48 - <= 53	3,265,888.53	1.57	484	2.30
> 53	3,279,402.47	1.58	518	2.46
Total	207,518,231.83	100.00	21,056	100.00

WA Seasoning (in months):	38.76
Min (in months):	35.00
Max (in months):	87.00

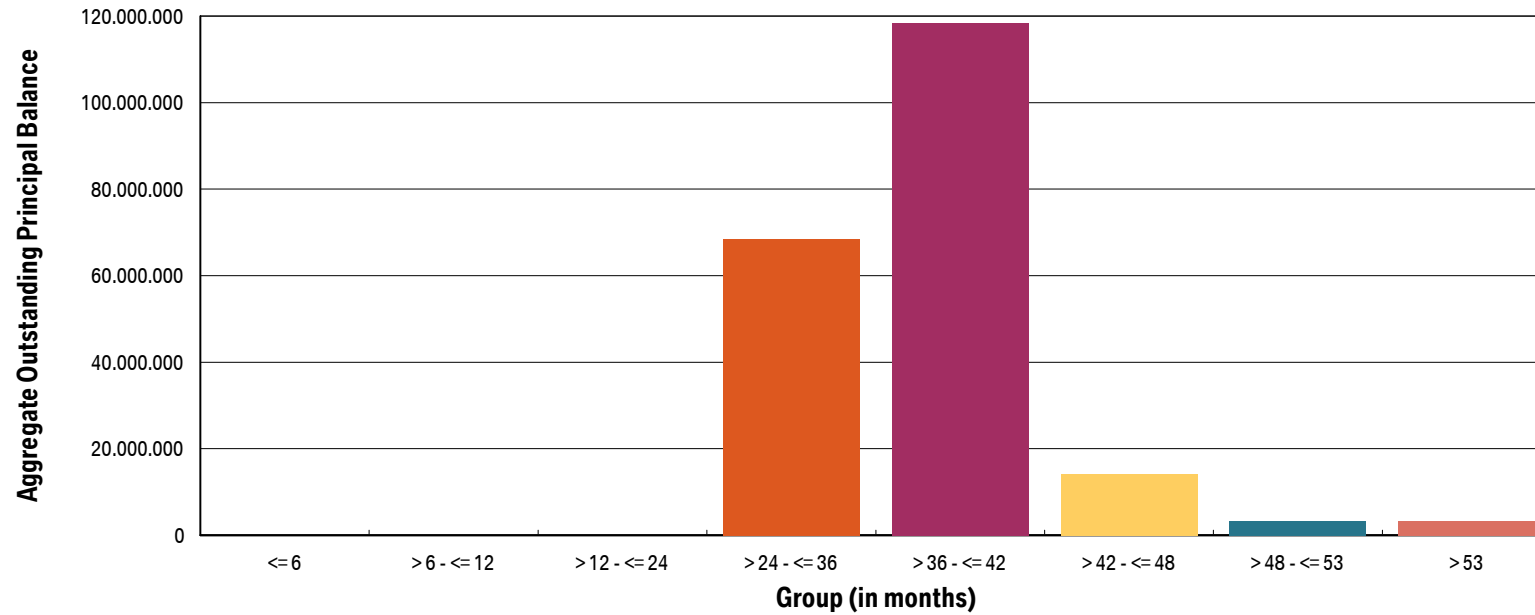
Compartment German Auto Loans 8
Monthly Investor Report



Rolls-Royce
 Motor Cars Limited

Reporting Date	Jan 11, 2021				
Payment Date	Jan 20, 2021				
Period No	32				
Monthly Period	Dec 31, 2020				
Interest Period	From	Dec 21, 2020	to	Jan 20, 2021	= 30 days

19a. Seasoning (graph)



Compartment German Auto Loans 8
Monthly Investor Report



Rolls-Royce
Motor Cars Limited

Reporting Date	Jan 11, 2021			
Payment Date	Jan 20, 2021			
Period No	32			
Monthly Period	Dec 31, 2020			
Interest Period	From	Dec 21, 2020	to	Jan 20, 2021 = 30 days

20. Remaining Term

Initial Portfolio

Group (in months)	Aggregate Principal Balance (in EUR)	Aggregate Principal Balance (in % of total)	Number of Contracts	Number of Contracts (in % of total)
<= 6	16,053,540.58	1.49	1,460	2.60
> 6 - <= 12	28,451,320.08	2.65	2,297	4.10
> 12 - <= 24	130,153,234.30	12.10	9,416	16.79
> 24 - <= 36	462,331,005.88	43.00	23,661	42.20
> 36 - <= 42	142,815,618.83	13.28	7,056	12.58
> 42 - <= 48	72,965,238.70	6.79	3,327	5.93
> 48 - <= 53	91,317,767.33	8.49	3,738	6.67
> 53	131,212,185.01	12.20	5,116	9.12
Total	1,075,299,910.71	100.00	56,071	100.00

WA Remaining Term (in months):	35.12
Min (in months):	3.00
Max (in months):	60.00

Compartment German Auto Loans 8
Monthly Investor Report



Rolls-Royce
Motor Cars Limited

Reporting Date	Jan 11, 2021			
Payment Date	Jan 20, 2021			
Period No	32			
Monthly Period	Dec 31, 2020			
Interest Period	From	Dec 21, 2020	to	Jan 20, 2021 = 30 days

20. Remaining Term

Portfolio as of: Dec 31, 2020

Group (in months)	Aggregate Outstanding Principal Balance (in EUR)	Aggregate Outstanding Principal Balance (in % of total)	Number of Contracts	Number of Contracts (in % of total)
<= 6	39,170,919.68	18.88	9,745	46.28
> 6 - <= 12	63,282,699.45	30.50	4,948	23.50
> 12 - <= 24	90,593,814.85	43.66	5,527	26.25
> 24 - <= 36	14,470,797.85	6.97	836	3.97
> 36 - <= 42	0.00	0.00	0	0.00
> 42 - <= 48	0.00	0.00	0	0.00
> 48 - <= 53	0.00	0.00	0	0.00
> 53	0.00	0.00	0	0.00
Total	207,518,231.83	100.00	21,056	100.00

WA Remaining Term (in months):	13.81
Min (in months):	0.00
Max (in months):	28.00

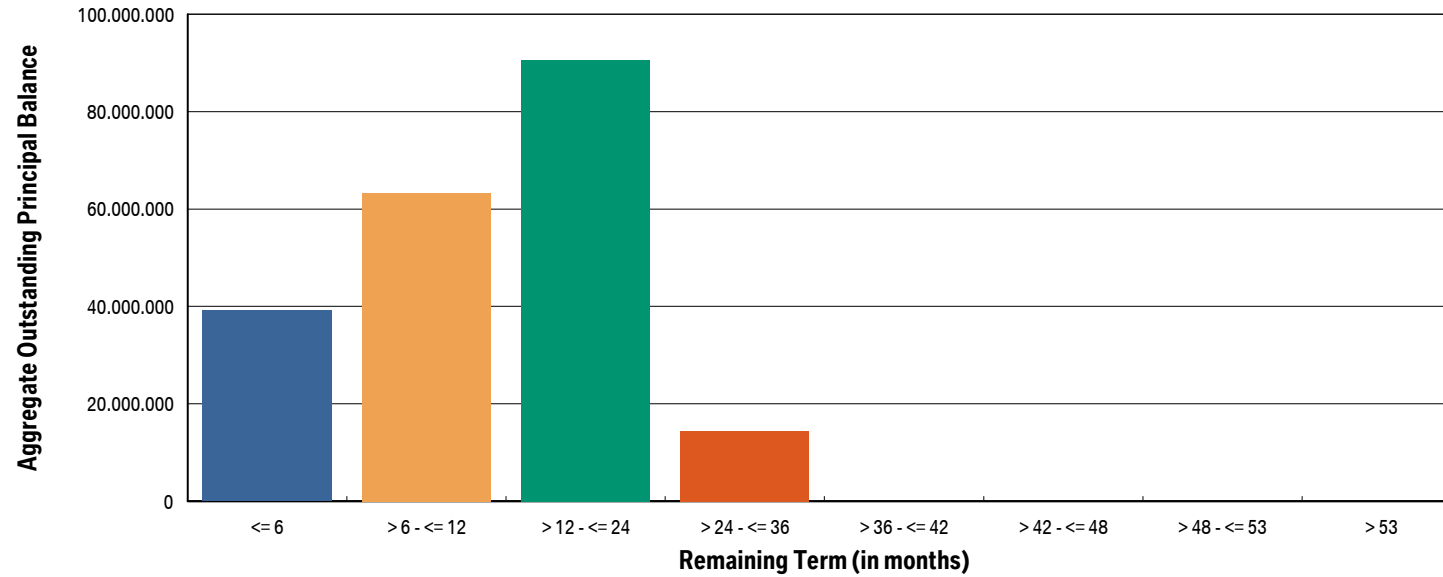
Compartment German Auto Loans 8
Monthly Investor Report



Rolls-Royce
 Motor Cars Limited

Reporting Date	Jan 11, 2021				
Payment Date	Jan 20, 2021				
Period No	32				
Monthly Period	Dec 31, 2020				
Interest Period	From	Dec 21, 2020	to	Jan 20, 2021	= 30 days

20a. Remaining Term (graph)



Compartment German Auto Loans 8
Monthly Investor Report



Rolls-Royce
Motor Cars Limited

Reporting Date	Jan 11, 2021			
Payment Date	Jan 20, 2021			
Period No	32			
Monthly Period	Dec 31, 2020			
Interest Period	From	Dec 21, 2020	to	Jan 20, 2021 = 30 days

21. Original Term

Initial Portfolio

Group (in months)	Aggregate Principal Balance (in EUR)	Aggregate Principal Balance (in % of total)	Number of Contracts	Number of Contracts (in % of total)
<= 6	0.00	0.00	0	0.00
> 6 - <= 12	683,348.34	0.06	275	0.49
> 12 - <= 24	41,759,800.70	3.88	4,346	7.75
> 24 - <= 36	522,385,630.26	48.58	27,540	49.12
> 36 - <= 42	4,537,430.98	0.42	341	0.61
> 42 - <= 48	231,089,301.46	21.49	11,811	21.06
> 48 - <= 53	850,694.44	0.08	50	0.09
> 53	273,993,704.53	25.48	11,708	20.88
Total	1,075,299,910.71	100.00	56,071	100.00

WA Original Term (in months):	44.19
Min (in months):	7.00
Max (in months):	120.00

Compartment German Auto Loans 8
Monthly Investor Report



Rolls-Royce
Motor Cars Limited

Reporting Date	Jan 11, 2021			
Payment Date	Jan 20, 2021			
Period No	32			
Monthly Period	Dec 31, 2020			
Interest Period	From	Dec 21, 2020	to	Jan 20, 2021 = 30 days

21. Original Term

Portfolio as of: Dec 31, 2020

Group (in months)	Aggregate Outstanding Principal Balance (in EUR)	Aggregate Outstanding Principal Balance (in % of total)	Number of Contracts	Number of Contracts (in % of total)
<= 6	0.00	0.00	0	0.00
> 6 - <= 12	20.00	0.00	1	0.00
> 12 - <= 24	40,069.73	0.02	48	0.23
> 24 - <= 36	25,400,144.05	12.24	7,198	34.19
> 36 - <= 42	828,834.14	0.40	149	0.71
> 42 - <= 48	75,910,831.97	36.58	6,650	31.58
> 48 - <= 53	296,466.68	0.14	23	0.11
> 53	105,041,865.26	50.62	6,987	33.18
Total	207,518,231.83	100.00	21,056	100.00

WA Original Term (in months):	52.57
Min (in months):	12.00
Max (in months):	90.00

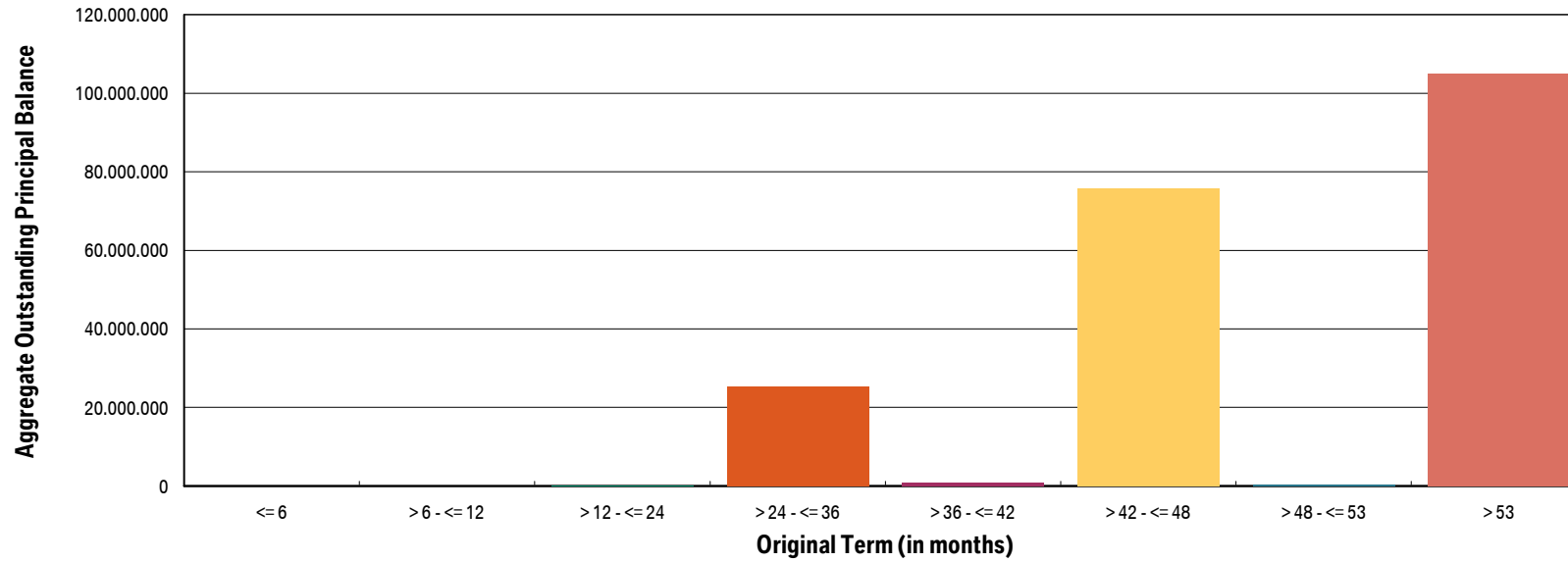
Compartment German Auto Loans 8
Monthly Investor Report



Rolls-Royce
 Motor Cars Limited

Reporting Date	Jan 11, 2021		
Payment Date	Jan 20, 2021		
Period No	32		
Monthly Period	Dec 31, 2020		
Interest Period	From	Dec 21, 2020	to Jan 20, 2021 = 30 days

21a. Original Term (graph)



Compartment German Auto Loans 8
Monthly Investor Report



Rolls-Royce
Motor Cars Limited

Reporting Date	Jan 11, 2021			
Payment Date	Jan 20, 2021			
Period No	32			
Monthly Period	Dec 31, 2020			
Interest Period	From	Dec 21, 2020	to	Jan 20, 2021 = 30 days

22. Vehicle Class

Initial Portfolio

Group	Aggregate Principal Balance (in EUR)	Aggregate Principal Balance (in % of total)	Number of Contracts	Number of Contracts (in % of total)
BMW 1 Series	129,865,755.35	12.08	9,511	16.96
BMW 2 Series	103,347,732.66	9.61	4,514	8.05
BMW 3 Series	145,598,511.94	13.54	8,561	15.27
BMW 4 Series	69,614,986.52	6.47	2,164	3.86
BMW 5 Series	153,275,207.30	14.25	6,718	11.98
BMW 6 Series	12,574,532.89	1.17	332	0.59
BMW 7 Series	15,588,328.20	1.45	505	0.90
BMW X1 Series	78,758,412.40	7.32	4,211	7.51
BMW X3 Series	67,685,228.04	6.29	2,881	5.14
BMW X4 Series	19,330,655.27	1.80	547	0.98
BMW X5 Series	59,449,059.17	5.53	1,757	3.13
BMW X6 Series	19,564,213.22	1.82	477	0.85
BMW Z Series	6,510,679.28	0.61	382	0.68
BMW i Series	4,017,788.04	0.37	134	0.24
MINI	143,991,857.94	13.39	9,217	16.44
Non BMW Group Models (incl. Motorcycles)	24,654,365.38	2.29	1,725	3.08
Other BMW Group (incl. Motorcycles)	21,472,597.11	2.00	2,435	4.34
Total	1,075,299,910.71	100.00	56,071	100.00

Compartment German Auto Loans 8
Monthly Investor Report



Rolls-Royce
Motor Cars Limited

Reporting Date	Jan 11, 2021			
Payment Date	Jan 20, 2021			
Period No	32			
Monthly Period	Dec 31, 2020			
Interest Period	From	Dec 21, 2020	to	Jan 20, 2021 = 30 days

22. Vehicle Class

Portfolio as of: Dec 31, 2020

Group	Aggregate Outstanding Principal Balance (in EUR)	Aggregate Outstanding Principal Balance (in % of total)	Number of Contracts	Number of Contracts (in % of total)
BMW 1 Series	24,184,521.13	11.65	3,502	16.63
BMW 2 Series	18,661,195.09	8.99	1,692	8.04
BMW 3 Series	30,750,310.86	14.82	3,378	16.04
BMW 4 Series	14,576,248.50	7.02	857	4.07
BMW 5 Series	36,352,622.46	17.52	3,080	14.63
BMW 6 Series	2,413,333.62	1.16	118	0.56
BMW 7 Series	2,992,995.52	1.44	181	0.86
BMW X1 Series	15,027,831.33	7.24	1,636	7.77
BMW X3 Series	15,254,434.98	7.35	1,310	6.22
BMW X4 Series	3,891,442.85	1.88	225	1.07
BMW X5 Series	12,478,712.90	6.01	687	3.26
BMW X6 Series	3,572,318.61	1.72	157	0.75
BMW Z Series	996,358.54	0.48	103	0.49
BMW i Series	705,598.78	0.34	57	0.27
MINI	19,392,224.67	9.34	3,119	14.81
Non BMW Group Models (incl. Motorcycles)	4,908,707.75	2.37	599	2.84
Other BMW Group (incl. Motorcycles)	1,359,374.24	0.66	355	1.69
Total	207,518,231.83	100.00	21,056	100.00

Compartment German Auto Loans 8
Monthly Investor Report



Rolls-Royce
Motor Cars Limited

Reporting Date	Jan 11, 2021			
Payment Date	Jan 20, 2021			
Period No	32			
Monthly Period	Dec 31, 2020			
Interest Period	From	Dec 21, 2020	to	Jan 20, 2021 = 30 days

23. Payment Type

Initial Portfolio:

Group	Aggregate Principal Balance (in EUR)	Aggregate Principal Balance (in % of total)	Number of Contracts	Number of Contracts (in % of total)
Direct debit	1,072,959,034.30	99.78	55,958	99.80
Self payment	2,340,876.41	0.22	113	0.20
Total	1,075,299,910.71	100.00	56,071	100.00

Portfolio as of: Dec 31, 2020

Group	Aggregate Outstanding Principal Balance (in EUR)	Aggregate Outstanding Principal Balance (in % of total)	Number of Contracts	Number of Contracts (in % of total)
Direct debit	204,079,850.86	98.34	20,621	97.93
Self payment	3,438,380.97	1.66	435	2.07
Total	207,518,231.83	100.00	21,056	100.00

Compartment German Auto Loans 8
Monthly Investor Report



Rolls-Royce
 Motor Cars Limited

Reporting Date	Jan 11, 2021			
Payment Date	Jan 20, 2021			
Period No	32			
Monthly Period	Dec 31, 2020			
Interest Period	From	Dec 21, 2020	to	Jan 20, 2021 = 30 days

24. Interest Rates

Weighted Average Nominal Interest Rate (in %)		
Aggregate Principal Balance (Initial)	1,075,299,910.71	3.20
Aggregate Outstanding Principal Balance	207,518,231.83	3.26

Compartment German Auto Loans 8
Monthly Investor Report



Rolls-Royce
Motor Cars Limited

Reporting Date	Jan 11, 2021			
Payment Date	Jan 20, 2021			
Period No	32			
Monthly Period	Dec 31, 2020			
Interest Period	From	Dec 21, 2020	to	Jan 20, 2021 = 30 days

25. Credit Type

Initial Portfolio

Credit Type	Aggregate Principal Balance (in EUR)	Aggregate Principal Balance (in % of total)	Number of Contracts	Number of Contracts (in % of total)
Balloon	1,065,386,634.83	99.08	54,435	97.08
Equal Instalment Loan	9,913,275.88	0.92	1,636	2.92
Total	1,075,299,910.71	100.00	56,071	100.00

Portfolio as of: Dec 31, 2020

Credit Type	Aggregate Outstanding Principal Balance (in EUR)	Aggregate Outstanding Principal Balance (in % of total)	Number of Contracts	Number of Contracts (in % of total)
Balloon	206,651,106.25	99.58	20,777	98.67
Equal Instalment Loan	867,125.58	0.42	279	1.33
Total	207,518,231.83	100.00	21,056	100.00

Compartment German Auto Loans 8
Monthly Investor Report



Rolls-Royce
Motor Cars Limited

Reporting Date	Jan 11, 2021			
Payment Date	Jan 20, 2021			
Period No	32			
Monthly Period	Dec 31, 2020			
Interest Period	From	Dec 21, 2020	to	Jan 20, 2021 = 30 days

26. Contracts Per Customer

Initial Portfolio

Group	Aggregate Principal Balance (in EUR)	Aggregate Principal Balance (in % of total)	Number of Contracts	Number of Contracts (in % of total)
1	1,021,847,444.53	95.03	53,818	95.98
2 - 4	44,933,659.05	4.18	1,879	3.35
5 - 7	2,469,885.89	0.23	109	0.19
8 - 10	879,227.35	0.08	45	0.08
> 10	5,169,693.89	0.48	220	0.39
Total	1,075,299,910.71	100.00	56,071	100.00

Portfolio as of: Dec 31, 2020

Group	Aggregate Outstanding Principal Balance (in EUR)	Aggregate Outstanding Principal Balance (in % of total)	Number of Contracts	Number of Contracts (in % of total)
1	204,334,076.76	98.47	20,788	98.73
2 - 4	3,016,592.47	1.45	240	1.14
5 - 7	167,562.60	0.08	15	0.07
8 - 10	0.00	0.00	0	0.00
> 10	0.00	0.00	13	0.06
Total	207,518,231.83	100.00	21,056	100.00

Compartment German Auto Loans 8
Monthly Investor Report



Rolls-Royce
 Motor Cars Limited

Reporting Date	Jan 11, 2021		
Payment Date	Jan 20, 2021		
Period No	32		
Monthly Period	Dec 31, 2020		
Interest Period	From	Dec 21, 2020	to Jan 20, 2021 = 30 days

27. Amortisation

Initial Portfolio

Period	Principal Balance (in EUR)
	1,075,299,910.71
1	1,061,357,489.07
2	1,047,376,391.98
3	1,028,976,630.62
4	1,011,847,734.98
5	994,587,130.43
6	977,587,209.07
7	960,632,551.19
8	943,395,454.14
9	926,963,774.36
10	910,101,977.23
11	892,419,263.73
12	873,954,514.11
13	855,587,954.26
14	836,259,321.26
15	815,300,347.63
16	796,093,347.75
17	776,144,845.96
18	755,946,281.31
19	735,816,698.97
20	715,114,886.44
21	696,423,052.91
22	680,012,992.58
23	661,963,242.23
24	644,189,851.85
25	627,229,357.25
26	609,753,422.74
27	564,757,889.20
28	525,428,885.48
29	483,696,257.65

Current Portfolio

Period	Principal Balance in EUR	Reduction in EUR
	207,518,231.83	
1	176,872,950.94	30,645,280.89
2	172,109,865.04	4,763,085.90
3	166,686,471.79	5,423,393.25
4	161,267,627.44	5,418,844.35
5	156,070,123.64	5,197,503.80
6	150,919,658.40	5,150,465.24
7	135,287,450.39	15,632,208.01
8	122,977,335.81	12,310,114.58
9	111,311,429.12	11,665,906.69
10	101,576,122.62	9,735,306.50
11	93,385,393.70	8,190,728.92
12	85,294,086.70	8,091,307.00
13	77,662,735.48	7,631,351.22
14	75,339,609.22	2,323,126.26
15	72,711,427.67	2,628,181.55
16	69,965,837.07	2,745,590.60
17	67,563,135.75	2,402,701.32
18	64,996,678.17	2,566,457.58
19	55,762,449.24	9,234,228.93
20	47,101,948.67	8,660,500.57
21	38,231,678.67	8,870,270.00
22	29,178,118.99	9,053,559.68
23	19,767,910.05	9,410,208.94
24	9,203,638.30	10,564,271.75
25	12,148.88	9,191,489.42
26	5,758.83	6,390.05
27	1,326.56	4,432.27
28	0.00	1,326.56
29	0.00	0.00

Compartment German Auto Loans 8
Monthly Investor Report



Rolls-Royce
 Motor Cars Limited

Reporting Date	Jan 11, 2021		
Payment Date	Jan 20, 2021		
Period No	32		
Monthly Period	Dec 31, 2020		
Interest Period	From	Dec 21, 2020	to Jan 20, 2021 = 30 days

27. Amortisation

Initial Portfolio

Period	Principal Balance (in EUR)
30	440,605,305.95
31	392,140,353.45
32	334,901,312.09
33	293,075,233.85
34	284,499,363.79
35	275,210,944.10
36	266,153,461.44
37	257,195,264.89
38	248,644,221.55
39	223,065,697.54
40	201,939,995.92
41	183,125,587.37
42	167,020,001.82
43	153,550,322.74
44	140,072,333.42
45	127,680,743.83
46	123,787,776.71
47	119,433,902.10
48	115,054,784.43
49	110,871,342.68
50	106,578,147.42
51	90,866,337.94
52	76,260,088.19
53	62,040,002.52
54	46,852,592.27
55	31,749,212.54
56	14,675,475.77
57	16,968.32
58	8,236.30
59	1,913.98

Current Portfolio

Period	Principal Balance in EUR	Reduction in EUR
30	0.00	0.00
31	0.00	0.00
32	0.00	0.00
33	0.00	0.00
34	0.00	0.00
35	0.00	0.00
36	0.00	0.00
37	0.00	0.00
38	0.00	0.00
39	0.00	0.00
40	0.00	0.00
41	0.00	0.00
42	0.00	0.00
43	0.00	0.00
44	0.00	0.00
45	0.00	0.00
46	0.00	0.00
47	0.00	0.00
48	0.00	0.00
49	0.00	0.00
50	0.00	0.00
51	0.00	0.00
52	0.00	0.00
53	0.00	0.00
54	0.00	0.00
55	0.00	0.00
56	0.00	0.00
57	0.00	0.00
58	0.00	0.00
59	0.00	0.00

Compartment German Auto Loans 8
Monthly Investor Report



Rolls-Royce
 Motor Cars Limited

Reporting Date	Jan 11, 2021			
Payment Date	Jan 20, 2021			
Period No	32			
Monthly Period	Dec 31, 2020			
Interest Period	From	Dec 21, 2020	to	Jan 20, 2021 = 30 days

27. Amortisation

Initial Portfolio

Period	Principal Balance (in EUR)
60	0.00

Current Portfolio

Period	Principal Balance in EUR	Reduction in EUR
60	0.00	0.00

Compartment German Auto Loans 8
Monthly Investor Report



Rolls-Royce
 Motor Cars Limited

Reporting Date	Jan 11, 2021			
Payment Date	Jan 20, 2021			
Period No	32			
Monthly Period	Dec 31, 2020			
Interest Period	From	Dec 21, 2020	to	Jan 20, 2021 = 30 days

28. Priority of Payments

Priority of Payments*

Available Distribution Amount	+	45,691,530.63
Taxes	-	0.00
Trustee Payment	-	0.00
Senior Expenses	-	1,186.68
Swap Net Payment	-	34,733.85
Class A Interest	-	0.00
Class B Interest	-	62,747.49
Cash Reserve	-	5,380,000.00
Principal Class A	-	40,212,862.61
Principal Class B	-	0.00
Swap Termination Event	-	0.00
Subordinated Loan Interest	-	0.00
Subordinated Loan Principal	-	0.00
Seller	-	0.00

*all Amounts in EUR

Compartment German Auto Loans 8
Monthly Investor Report



Rolls-Royce
 Motor Cars Limited

Reporting Date	Jan 11, 2021			
Payment Date	Jan 20, 2021			
Period No	32			
Monthly Period	Dec 31, 2020			
Interest Period	From	Dec 21, 2020	to	Jan 20, 2021 = 30 days

29. Transaction Costs

	Class A	Class B	Subordinated Loan	Total
Senior Expenses				1,186.68
Interest accrued for the Period (in EUR)	0.00	62,747.49	2,994.87	65,742.36
Interest payments for the Period (in EUR)	0.00	62,747.49	0.00	62,747.49
Cumulative Interest Payments (in EUR)	292,400.00	2,049,824.13	0.00	2,342,224.13
Unpaid Interest for the Period (in EUR)	0.00	0.00	2,994.87	2,994.87
Cumulative Unpaid Interest (in EUR)	0.00	0.00	119,686.33	119,686.33

Compartment German Auto Loans 8
Monthly Investor Report



Rolls-Royce
Motor Cars Limited

Reporting Date	Jan 11, 2021			
Payment Date	Jan 20, 2021			
Period No	32			
Monthly Period	Dec 31, 2020			
Interest Period	From	Dec 21, 2020	to	Jan 20, 2021 = 30 days

30. Ratings

			Fitch	S&P	Moody's	DBRS
Notes - current ratings						
	Class A		AAA	AAA	N/A	N/A
	Class B		N/A	N/A	N/A	N/A

			Fitch	S&P	Moody's	DBRS	Trigger Breached
Transaction Parties - current ratings							
	BMW AG	long term	N/A	A	A2	A high	no
		short term	N/A	A-1	P-1	N/A	no
Issuer Account Bank:	Bank of New York Mellon, Frankfurt Branch	long term	AA+	AA-	N/A	N/A	no
		short term	F1+	A-1+	N/A	N/A	no
Swap Provider:	Skandinaviska Enskilda Banken AB (publ)	long term	AA+	A+	N/A	N/A	no
		short term	F1+	A-1	N/A	N/A	no
Calculation Agent:	Bank of New York Mellon, London Branch	long term	AA	AA-	N/A	N/A	no
		short term	F1+	A-1+	N/A	N/A	no
Trustee:	BNY Mellon Corporate Trustee Services Limited	long term	AA	AA-	N/A	N/A	no
		short term	F1+	A-1+	N/A	N/A	no

			Fitch	S&P	Moody's	DBRS
Transaction Parties - required ratings						
	BMW AG	long term	A	N/A	N/A	N/A
		short term	F1	N/A	N/A	N/A
Issuer Account Bank:	Bank of New York Mellon, Frankfurt Branch	long term	A	A+	N/A	N/A
		short term	F1	A-1	N/A	N/A
Swap Provider:	Skandinaviska Enskilda Banken AB (publ)	long term	A	A+	N/A	N/A
		short term	F1	A-1	N/A	N/A

Compartment German Auto Loans 8
Monthly Investor Report



Rolls-Royce
 Motor Cars Limited

Reporting Date	Jan 11, 2021		
Payment Date	Jan 20, 2021		
Period No	32		
Monthly Period	Dec 31, 2020		
Interest Period	From	Dec 21, 2020	to Jan 20, 2021 = 30 days

31. Swap Counterparty Data

Swap Counterparty Data	
Swap counterparty provider	Skandinaviska Enskilda Banken AB (publ)
Swap termination event	No

Swap Data	
Swap type	Fixed floating interest rate swap
Notional amount (in EUR)	124,792,268.91
Fixed rate (in %)	-0.2480
Floating rate (Euribor in %)	-0.5820
Net swap payments (in EUR) (- from SPV / + to SPV)	-34,733.85