



Bavarian Sky S.A., Compartment German Auto Loans 8

Monthly Investor Report - September 2020

**BMW
GROUP**



Rolls-Royce
Motor Cars Limited

Compartment German Auto Loans 8

Monthly Investor Report

BMW
GROUP



Rolls-Royce
Motor Cars Limited

Reporting Date	Oct 09, 2020
Payment Date	Oct 20, 2020
Period No	29
Monthly Period	Sept 30, 2020
Interest Period	From Sept 21, 2020 to Oct 20, 2020 = 29 days

Index

1. Contact Information
2. Reporting Contact Details
3. Counterparty History
4. Overview Dates
5. Portfolio Information
6. Reserves
7. Performance Data
8. Defaulted Amount & Recovery Amount
9. Defaulted Amount & Recovery Amount - Loan Level Data
10. Outstanding Note Balance
11. Original Principal Balance
12. Aggregate Principal Balance
13. Aggregate Outstanding Principal Balance
14. Down Payments
15. Borrower Concentration
16. Geographical Distribution
17. Car Type & Customer Group
18. Delinquencies
19. Seasoning
20. Remaining Term
21. Original Term
22. Vehicle Class
23. Payment Type
24. Interest Rates
25. Credit Type
26. Contracts per Customer
27. Amortisation
28. Priority of Payments
29. Transaction Costs
30. Ratings
31. Swap Counterparty Data

Compartment German Auto Loans 8
Monthly Investor Report

BMW
GROUP



Rolls-Royce
Motor Cars Limited

Reporting Date	Oct 09, 2020
Payment Date	Oct 20, 2020
Period No	29
Monthly Period	Sept 30, 2020
Interest Period	From Sept 21, 2020 to Oct 20, 2020 = 29 days

1. Contact Information

Transaction Parties

Issuer: **Bavarian Sky S.A.**
Acting in respect of its Compartment German Auto Loans 8
2a, rue Nicolas Bové
L-1253 Luxembourg
Luxembourg
Attn.: The Directors
BavarianSky@intertrustgroup.com
+352 26 4491

Corporate Administrator: **Intertrust (Luxembourg) S.à r.l.**
6, Rue Eugène Ruppert
L-2453 Luxembourg
Luxembourg
Attn.: BUO - Capital Markets
LU-BavarianSky@intertrustgroup.com
+352 26 44 91

Originator/Servicer: **BMW Bank GmbH**
Lilienthalallee 26
80939 Munich
Germany
Attn.: Antoun Zakhour
abs.bmwgroup@bmw.de
+49-89-382-61467
Attn.: Michael Dalchow
abs.bmwgroup@bmw.de
+49-89-382-53070

Compartment German Auto Loans 8
Monthly Investor Report

BMW
GROUP



Rolls-Royce
Motor Cars Limited

Reporting Date	Oct 09, 2020
Payment Date	Oct 20, 2020
Period No	29
Monthly Period	Sept 30, 2020
Interest Period	From Sept 21, 2020 to Oct 20, 2020 = 29 days

1. Contact Information

Transaction Parties

Calculation Agent/Paying Agent/

Bank of New York Mellon, London Branch

One Canada Square
E14 5AL London
United Kingdom
Attn.: Corporate Trust Administration
BNYM.structured.finance.team.8@bnymellon.com

Trustee:

BNY Mellon Corporate Trustee Services Limited

One Canada Square
E14 5AL London
United Kingdom
Attn.: Corporate Trust Administration
BNYM.structured.finance.team.8@bnymellon.com

Issuer Account Bank:

Bank of New York Mellon, Frankfurt Branch

Friedrich-Ebert-Anlage 49, Messeturm
60327 Frankfurt am Main
Germany
Attn.: Corporate Trust Administrator
BNYM.Structured.Finance.Team.8@bnymellon.com

Compartment German Auto Loans 8
Monthly Investor Report

BMW
GROUP



Rolls-Royce
Motor Cars Limited

Reporting Date	Oct 09, 2020
Payment Date	Oct 20, 2020
Period No	29
Monthly Period	Sept 30, 2020
Interest Period	From Sept 21, 2020 to Oct 20, 2020 = 29 days

1. Contact Information

Transaction Parties

Data Trustee:

Bank of New York Mellon, Frankfurt Branch
Friedrich-Ebert-Anlage 46, Messeturm
60327 Frankfurt am Main
Germany
Attn.: Corporate Trust Administration
BNYM.structured.finance.team.8@bnymellon.com

Swap Counterparty:

Skandinaviska Enskilda Banken AB (publ)
Kungsträdgårdsgatan 8
SE-106 40 Stockholm
Sweden
docunit@seb.se

Rating Agencies:

Fitch Ratings Ltd
30 North Colonnade, Canary Wharf
E14 5GN London
United Kingdom
ABSsurveillance@fitchratings.com

Standard & Poor's Credit Market Services Europe Limited
20 Canada Square, Canary Wharf
E14 5LH London
United Kingdom
StructuredFinanceEurope@spglobal.com

Compartment German Auto Loans 8
Monthly Investor Report

BMW
GROUP



Rolls-Royce
Motor Cars Limited

Reporting Date	Oct 09, 2020
Payment Date	Oct 20, 2020
Period No	29
Monthly Period	Sept 30, 2020
Interest Period	From Sept 21, 2020 to Oct 20, 2020 = 29 days

2. Reporting Contact Details

Contact for Servicer Report (Portfolio related information in Investor Report)

Contact for Investor Reporting:

BMW Bank GmbH

Lilienthalallee 26
80939 Munich
Germany
Attn.: Antoun Zakhour
abs.bmwgroup@bmw.de
+49-89-382-61467

Attn.: Michael Dalchow
abs.bmwgroup@bmw.de
+49-89-382-53070

Calculation Agent:

Bank of New York Mellon, London Branch

One Canada Square
E14 5AL London
United Kingdom
Attn. Corporate Trust Administration
BNYM.structured.finance.team.8@bnymellon.com

Compartment German Auto Loans 8
Monthly Investor Report

BMW
GROUP



Rolls-Royce
Motor Cars Limited

Reporting Date	Oct 09, 2020
Payment Date	Oct 20, 2020
Period No	29
Monthly Period	Sept 30, 2020
Interest Period	From Sept 21, 2020 to Oct 20, 2020 = 29 days

3. Counterparty History

Replacement Party to be added if applicable

Compartment German Auto Loans 8
Monthly Investor Report



Rolls-Royce
 Motor Cars Limited

Reporting Date	Oct 09, 2020			
Payment Date	Oct 20, 2020			
Period No	29			
Monthly Period	Sept 30, 2020			
Interest Period	From	Sept 21, 2020	to	Oct 20, 2020 = 29 days

4. Overview Dates

Initial Cut-Off Date:	30/04/2018		
Issue Date:	01/05/2018	Legal Maturity Date:	20/06/2025
Reporting Date	09/10/2020		
Investor Reporting Date	16/10/2020		
Interest Determination Date	17/09/2020		
Reporting Frequency:	monthly		
Monthly Period No. (since Issue Date):	29	(since Issue Date)	
Payment Date:	20/10/2020		
Next Payment Date	20/11/2020		
Monthly Period:	01/09/2020	until	30/09/2020

Compartment German Auto Loans 8
Monthly Investor Report



Rolls-Royce
Motor Cars Limited

Reporting Date	Oct 09, 2020			
Payment Date	Oct 20, 2020			
Period No	29			
Monthly Period	Sept 30, 2020			
Interest Period	From	Sept 21, 2020	to	Oct 20, 2020 = 29 days

5. Portfolio Information

	current period	prior period
Outstanding receivables in EUR	Aggregate outstanding principal balance	Aggregate outstanding principal balance
Beginning of period in EUR	351,745,648.29	382,384,751.86
Scheduled principal payments in EUR	26,884,065.27	23,479,632.27
Prepayment* principal in EUR	6,414,418.47	6,159,913.78
Prepayments* number of contracts	431	424
Repurchases* principal in EUR	735,771.18	851,639.71
Repurchases* number of contracts	46	49
Total principal collections in EUR	34,034,254.92	30,491,185.76
Total interest collections in EUR	897,588.75	975,350.65
Defaulted Amounts in EUR	169,912,67	264,284.68
Recoveries in EUR	111,543.47	116,366.87
Late Recoveries in EUR	62,830.27	64,512.39
End of Period in EUR	317,653,024.17	351,745,648.29
Current prepayment rate (annualised) in %	21.28	18.76

* Prepayments are defined as all contracts that are early settled by the borrower and repurchases are defined as all contracts that are repurchased due to modification of contract.

Compartment German Auto Loans 8
Monthly Investor Report



Rolls-Royce
Motor Cars Limited

Reporting Date	Oct 09, 2020			
Payment Date	Oct 20, 2020			
Period No	29			
Monthly Period	Sept 30, 2020			
Interest Period	From	Sept 21, 2020	to	Oct 20, 2020 = 29 days

6. Reserves

Aggregate outstanding notes balance

Initial outstanding notes balance in EUR 1,075,300,000.00

Cash Reserve	in EUR
Outstanding cash reserve beginning of period	5,380,000.00
Interest on cash reserve - previous period	0.00
Required cash reserve	5,380,000.00
Outstanding cash reserve end of period	5,380,000.00

Triggers*								
Reserves	Current ratio	Trigger	Required Rating BMW AG				Trigger Breach	
			Fitch	S&P	Moody's	DBRS		
Commingling Reserve			Long Term	A	N/A	N/A	N/A	no
			Short Term	F1	N/A	N/A	N/A	no

* Breach of one of these triggers in conjunction with any other event as set out in the Servicing Agreement and/or the Receivables Purchase Agreement will oblige BMW Bank GmbH to post additional cash collateral. The Reserves will be adjusted on a monthly basis and shall be deposited in the Issuer Account and exclusively reserved to cover risks.

Commingling Reserve	in EUR
Outstanding Commingling Reserve end of period	0.00

Set-Off Risk (current ratio): 0,02%

Compartment German Auto Loans 8
Monthly Investor Report



Rolls-Royce
 Motor Cars Limited

Reporting Date	Oct 09, 2020			
Payment Date	Oct 20, 2020			
Period No	29			
Monthly Period	Sept 30, 2020			
Interest Period	From	Sept 21, 2020	to	Oct 20, 2020 = 29 days

7. Performance Data

Aggregate outstanding notes balance

Beginning of period (in EUR)	306,565,369.86
End of period (in EUR)	271,684,487.62

Ratios

31- 60 days past due	(in EUR)	(in %)
31- 60 days past due period before previous period	707,826.03	0.19
31- 60 days past due previous period	1,755,448.30	0.50
31- 60 days past due current period	1,183,899.09	0.37

61- 90 days past due	(in EUR)	(in %)
61- 90 days past due period before previous period	403,274.92	0.11
61- 90 days past due previous period	351,451.13	0.10
61- 90 days past due current period	660,394.12	0.21

Cumulative net loss ratio	Current ratio
Cumulative net loss ratio (in %)	0.37

Compartment German Auto Loans 8
Monthly Investor Report



Rolls-Royce
 Motor Cars Limited

Reporting Date	Oct 09, 2020			
Payment Date	Oct 20, 2020			
Period No	29			
Monthly Period	Sept 30, 2020			
Interest Period	From	Sept 21, 2020	to	Oct 20, 2020 = 29 days

7. Performance Data

Performance data	
Number of contracts being 31 - 60 days delinquent	75
Number of contracts being 61 - 90 days delinquent	38
Balance of contracts being 31 - 60 days delinquent (in EUR)	1,183,899.09
Balance of contracts being 61 - 90 days delinquent (in EUR)	660,394.12
Defaulted amounts (in EUR)	169,912.67
Cumulative defaulted amounts (in EUR)	8,121,588.67
Recoveries (in EUR)	111,543.47
Cumulative recoveries (in EUR)	4,099,673.16

Compartment German Auto Loans 8
Monthly Investor Report



Rolls-Royce
Motor Cars Limited

Reporting Date	Oct 09, 2020			
Payment Date	Oct 20, 2020			
Period No	29			
Monthly Period	Sept 30, 2020			
Interest Period	From	Sept 21, 2020	to	Oct 20, 2020 = 29 days

8. Defaulted Amount & Recovery Amount

(as at end of Monthly Period)

Collection Period	No. of Defaulted Agreements in Collection Period	Defaulted Amount in Collection Period (in EUR)	Cumulative Defaulted Amount since Initial Cut-Off Date (in EUR)	Cumulative Amount of Purchased Receivables (in EUR)	Cumulative Default Ratio (in %)	Recovery Amount in Collection Period (in EUR)	Cumulative Recoveries since Initial Cut-Off Date (in EUR)	Cumulative Net Losses (in EUR)	Cumulative Net Loss Ratio (in %)
Apr - 18	0	n/a	n/a	1,075,299,910.71	n/a	n/a	n/a	n/a	n/a
May - 18	5	29.93	29.93	1,075,299,910.71	0.00	0.00	0.00	29.93	0.00
June - 18	10	58.65	88.58	1,075,299,910.71	0.00	0.00	0.00	88.58	0.00
July - 18	20	43,550.19	43,638.77	1,075,299,910.71	0.00	31,120.50	31,120.50	12,518.27	0.00
Aug - 18	21	52,335.52	95,974.29	1,075,299,910.71	0.01	43,026.13	74,146.63	21,827.66	0.00
Sept - 18	10	144,020.39	239,994.68	1,075,299,910.71	0.02	101,063.56	175,210.19	64,784.49	0.01
Oct - 18	18	265,575.90	505,570.58	1,075,299,910.71	0.05	170,175.25	345,385.44	160,185.14	0.01
Nov - 18	23	274,156.35	779,726.93	1,075,299,910.71	0.07	182,720.89	528,106.33	251,620.60	0.02
Dec - 18	15	183,031.54	962,758.47	1,075,299,910.71	0.09	118,416.24	646,522.57	316,235.90	0.03
Jan - 19	31	205,947.54	1,168,706.01	1,075,299,910.71	0.11	121,636.11	768,158.68	400,547.33	0.04
Feb - 19	34	277,525.24	1,446,231.25	1,075,299,910.71	0.13	104,047.73	872,206.41	574,024.84	0.05
Mar - 19	25	249,275.97	1,695,507.22	1,075,299,910.71	0.16	104,890.70	977,097.11	718,410.11	0.07
Apr - 19	36	381,440.83	2,076,948.05	1,075,299,910.71	0.19	223,327.99	1,200,425.10	876,522.95	0.08
May - 19	33	483,294.57	2,560,242.62	1,075,299,910.71	0.24	190,980.91	1,391,406.01	1,168,836.61	0.11
June - 19	46	690,066.43	3,250,309.05	1,075,299,910.71	0.30	312,483.34	1,703,889.35	1,546,419.70	0.14
July - 19	35	225,132.76	3,475,441.81	1,075,299,910.71	0.32	106,480.42	1,810,369.77	1,665,072.04	0.15
Aug - 19	24	155,658.28	3,631,100.09	1,075,299,910.71	0.34	107,172.62	1,917,542.39	1,713,557.70	0.16
Sept - 19	37	549,608.05	4,180,708.14	1,075,299,910.71	0.39	155,254.75	2,072,797.14	2,107,911.00	0.20
Oct - 19	34	587,989.99	4,768,698.13	1,075,299,910.71	0.44	320,188.83	2,392,985.97	2,375,712.16	0.22
Nov - 19	30	331,494.05	5,100,192.18	1,075,299,910.71	0.47	161,968.74	2,554,954.71	2,545,237.47	0.24
Dec - 19	33	263,988.22	5,364,180.40	1,075,299,910.71	0.50	88,794.24	2,643,748.95	2,720,431.45	0.25
Jan - 20	30	700,424.98	6,064,605.38	1,075,299,910.71	0.56	456,246.84	3,099,995.79	2,964,609.59	0.28
Feb - 20	31	368,735.36	6,433,340.74	1,075,299,910.71	0.60	152,175.27	3,252,171.06	3,181,169.68	0.30
Mar - 20	21	211,926.49	6,645,267.23	1,075,299,910.71	0.62	145,671.01	3,397,842.07	3,247,425.16	0.30
Apr - 20	18	274,370.06	6,919,637.29	1,075,299,910.71	0.64	135,356.64	3,533,198.71	3,386,438.58	0.31
May - 20	13	72,885.20	6,992,522.49	1,075,299,910.71	0.65	13,901.21	3,547,099.92	3,445,422.57	0.32
June - 20	28	460,445.24	7,452,967.73	1,075,299,910.71	0.69	243,880.55	3,790,980.47	3,661,987.26	0.34
July - 20	29	234,423.59	7,687,391.32	1,075,299,910.71	0.71	80,782.35	3,871,762.82	3,815,628.50	0.35
Aug - 20	27	264,284.68	7,951,676.00	1,075,299,910.71	0.74	116,366.87	3,988,129.69	3,963,546.31	0.37
Sept - 20	35	169,912.67	8,121,588.67	1,075,299,910.71	0.76	111,543.47	4,099,673.16	4,021,915.51	0.37

Compartment German Auto Loans 8
Monthly Investor Report



Rolls-Royce
Motor Cars Limited

Reporting Date	Oct 09, 2020			
Payment Date	Oct 20, 2020			
Period No	29			
Monthly Period	Sept 30, 2020			
Interest Period	From	Sept 21, 2020	to	Oct 20, 2020 = 29 days

9. Defaulted Amount & Recovery Amount - Loan Level Data*

	Month / Year of Default	Month / Year of Loan Origination	Principal Balance (Initial in EUR)	Principal Balance of Loan at Default (in EUR)	Recovery Total (in EUR)	Principal Balance End of Period (in EUR)	Object Type (new / used)	Vehicle Series	Customer Type (private / commercial)	Out of Deal (Month / Year)
1	July - 18	Oct - 17	43,915.53	43,448.47	29,744.58	13,703.89	Used	6 Series	Commercial	
2	Aug - 18	Sept - 17	32,607.38	32,607.38	32,607.38	0.00	New	MINI	Private	
3	Sept - 18	Aug - 17	25,285.96	24,850.40	21,445.80	3,404.60	Used	4 Series	Private	
4	Sept - 18	Apr - 17	8,810.96	8,554.46	6,197.42	2,357.04	Used	3 Series	Private	
5	Sept - 18	Jan - 18	34,985.52	34,985.52	24,188.16	10,797.36	New	X3 Series	Private	
6	Oct - 18	Dec - 17	52,699.94	23,750.78	-17.57	23,768.35	New	X6 Series	Commercial	
7	Oct - 18	Aug - 14	15,395.68	15,151.54	15,151.54	0.00	Used	X5 Series	Private	
8	Oct - 18	Dec - 17	33,454.33	32,867.89	25,768.57	7,099.32	New	MINI	Private	
9	Oct - 18	Nov - 17	9,417.90	9,217.91	4,629.27	4,588.64	New	Other BMW Group	Commercial	
10	Oct - 18	Apr - 17	21,174.10	4,844.74	-62.75	4,907.49	Used	Non BMW Group (incl. Motorcycles)	Commercial	
11	Oct - 18	Sept - 17	69,895.20	67,797.97	57,828.61	9,969.36	New	X6 Series	Private	
12	Nov - 18	Dec - 17	2,718.02	2,474.07	2,474.07	0.00	Used	Non BMW Group (incl. Motorcycles)	Commercial	
13	Nov - 18	Dec - 16	33,838.24	31,122.49	21,699.71	9,422.78	Used	7 Series	Commercial	
14	Nov - 18	Nov - 17	40,798.71	40,559.21	20,016.61	20,542.60	New	4 Series	Commercial	
15	Nov - 18	Oct - 17	5,993.85	2,881.48	5.82	2,875.66	Used	3 Series	Commercial	
16	Nov - 18	Dec - 17	52,699.94	22,768.53	-182.67	23,005.36	New	X6 Series	Commercial	
17	Nov - 18	July - 16	13,691.59	13,042.16	7,297.27	5,744.89	Used	X1 Series	Private	
18	Nov - 18	June - 17	4,279.25	3,969.33	3,969.33	0.00	Used	Other BMW Group	Private	
19	Nov - 18	Dec - 17	74,534.70	72,521.39	61,647.91	10,873.48	Used	X5 Series	Commercial	
20	Dec - 18	Oct - 17	12,808.51	4,321.50	-107.40	4,443.77	Used	3 Series	Commercial	
21	Dec - 18	July - 17	20,400.51	20,394.58	8,694.07	11,754.19	Used	X3 Series	Private	
22	Dec - 18	Nov - 17	24,815.15	22,648.77	19,077.07	3,571.70	Used	5 Series	Private	
23	Dec - 18	July - 17	49,294.69	45,264.48	34,249.17	11,015.31	New	5 Series	Commercial	
24	Dec - 18	Aug - 15	19,148.62	18,468.44	10,538.74	7,929.70	New	1 Series	Private	
25	Jan - 19	Jan - 18	29,164.31	28,068.84	16,915.16	11,153.68	New	MINI	Commercial	
26	Jan - 19	Nov - 17	21,537.41	21,267.60	4,430.43	16,837.17	Used	X6 Series	Commercial	
27	Jan - 19	Sept - 17	26,011.75	25,489.99	25,489.99	0.00	Used	X3 Series	Private	
28	Jan - 19	Jan - 18	34,106.54	32,890.97	25,381.60	7,616.20	New	5 Series	Private	
29	Jan - 19	Sept - 17	26,945.21	26,413.21	15,848.80	10,564.41	New	2 Series	Private	
30	Jan - 19	Nov - 17	24,831.66	23,445.68	10,385.46	13,060.22	Used	X5 Series	Commercial	
31	Jan - 19	Oct - 16	35,538.50	15,832.12	-116.15	15,956.95	New	5 Series	Commercial	
32	Jan - 19	Apr - 16	6,321.61	4,670.72	4,670.72	0.00	Used	5 Series	Private	
33	Jan - 19	Mar - 17	4,342.83	2,383.35	-53.04	2,436.39	Used	Non BMW Group (incl. Motorcycles)	Commercial	
34	Feb - 19	Oct - 17	15,038.23	14,501.12	8,463.94	6,169.10	Used	Non BMW Group (incl. Motorcycles)	Commercial	
35	Feb - 19	July - 17	66,092.21	64,146.60	42,103.92	22,042.68	New	X6 Series	Commercial	
36	Feb - 19	Oct - 17	17,137.62	15,741.59	12,098.62	3,642.97	Used	Non BMW Group (incl. Motorcycles)	Private	

Compartment German Auto Loans 8
Monthly Investor Report



Rolls-Royce
Motor Cars Limited

Reporting Date	Oct 09, 2020			
Payment Date	Oct 20, 2020			
Period No	29			
Monthly Period	Sept 30, 2020			
Interest Period	From	Sept 21, 2020	to	Oct 20, 2020 = 29 days

9. Defaulted Amount & Recovery Amount - Loan Level Data*

	Month / Year of Default	Month / Year of Loan Origination	Principal Balance (Initial in EUR)	Principal Balance of Loan at Default (in EUR)	Recovery Total (in EUR)	Principal Balance End of Period (in EUR)	Object Type (new / used)	Vehicle Series	Customer Type (private / commercial)	Out of Deal (Month / Year)
37	Feb - 19	Sept - 14	27,054.94	26,463.99	0.00	26,463.99	Used	X6 Series	Commercial	
38	Feb - 19	Oct - 17	5,306.15	4,036.93	4,013.19	42.05	Used	MINI	Commercial	
39	Feb - 19	Sept - 17	38,315.80	37,634.78	27,981.90	9,726.23	New	3 Series	Private	
40	Feb - 19	Sept - 17	65,515.63	28,738.61	1,664.90	27,073.71	New	4 Series	Commercial	
41	Feb - 19	Nov - 15	7,086.09	1,909.55	1,247.81	661.74	New	Non BMW Group (incl. Motorcycles)	Commercial	
42	Feb - 19	Aug - 17	13,584.67	3,543.34	-54.83	3,598.17	Used	1 Series	Commercial	
43	Feb - 19	Dec - 17	22,907.10	5,955.21	-264.40	6,219.61	Used	X6 Series	Commercial	
44	Mar - 19	Feb - 16	14,013.24	11,958.63	11,958.63	0.00	New	MINI	Private	
45	Mar - 19	Jan - 18	20,114.47	18,344.34	15,544.52	2,799.82	Used	MINI	Private	
46	Mar - 19	Dec - 13	9,304.87	9,131.41	0.00	9,131.41	Used	Non BMW Group (incl. Motorcycles)	Commercial	
47	Mar - 19	Dec - 15	38,780.42	36,848.09	20,137.81	16,710.28	New	X3 Series	Private	
48	Mar - 19	May - 17	31,119.99	29,121.85	18,797.82	10,545.14	Used	1 Series	Commercial	
49	Mar - 19	Aug - 17	14,140.24	6,306.65	-62.13	6,368.78	Used	MINI	Commercial	
50	Mar - 19	Aug - 15	9,241.28	8,669.95	8,669.95	0.00	Used	Non BMW Group (incl. Motorcycles)	Private	
51	Mar - 19	Aug - 14	7,407.58	3,279.17	3,279.17	0.00	Used	1 Series	Private	
52	Mar - 19	Aug - 15	17,271.78	16,174.28	7,492.64	8,681.64	Used	X3 Series	Commercial	
53	Mar - 19	July - 17	7,182.53	7,023.41	0.00	7,023.41	Used	MINI	Commercial	
54	Mar - 19	Nov - 15	5,988.07	5,101.70	5,101.70	0.00	Used	3 Series	Private	
55	Mar - 19	May - 17	6,412.50	3,342.38	3,342.38	0.00	Used	X5 Series	Commercial	
56	Apr - 19	Oct - 17	28,629.08	27,686.85	25,064.33	2,622.52	New	2 Series	Private	
57	Apr - 19	Oct - 17	94,554.07	84,608.34	40,791.56	43,816.78	New	7 Series	Private	
58	Apr - 19	Apr - 14	6,535.23	6,057.63	0.00	6,057.63	Used	5 Series	Private	
59	Apr - 19	Nov - 15	23,851.35	14,762.26	0.00	14,762.26	New	4 Series	Commercial	
60	Apr - 19	July - 17	16,237.61	7,386.56	-295.01	7,681.57	Used	1 Series	Commercial	
61	Apr - 19	Mar - 17	25,115.16	23,671.67	23,671.67	0.00	New	3 Series	Private	
62	Apr - 19	Sept - 13	19,657.13	17,978.51	3,792.78	14,185.73	Used	X6 Series	Commercial	
63	May - 19	Oct - 15	11,559.89	8,919.56	8,919.56	0.00	Used	Non BMW Group (incl. Motorcycles)	Commercial	
64	May - 19	Oct - 13	26,561.15	23,941.10	0.00	23,941.10	New	5 Series	Commercial	
65	May - 19	Jan - 18	51,931.76	48,663.20	34,313.09	14,350.11	New	X5 Series	Commercial	
66	May - 19	Sept - 16	12,129.70	11,741.83	7,522.00	4,219.83	Used	1 Series	Private	
67	May - 19	June - 16	15,141.87	14,109.61	3,985.04	10,124.57	Used	1 Series	Private	
68	May - 19	Dec - 17	39,471.78	36,067.89	21,175.86	14,892.03	Used	3 Series	Commercial	
69	May - 19	Nov - 17	15,571.04	15,093.98	1,684.50	13,409.48	Used	1 Series	Private	
70	May - 19	July - 17	13,773.81	13,229.33	9,195.14	4,034.19	Used	MINI	Private	
71	May - 19	Dec - 17	19,676.21	17,988.78	7,982.58	10,006.20	Used	MINI	Commercial	
72	May - 19	Dec - 16	33,327.60	31,081.71	20,001.92	11,079.79	New	X1 Series	Commercial	

Compartment German Auto Loans 8
Monthly Investor Report



Rolls-Royce
Motor Cars Limited

Reporting Date	Oct 09, 2020				
Payment Date	Oct 20, 2020				
Period No	29				
Monthly Period	Sept 30, 2020				
Interest Period	From	Sept 21, 2020	to	Oct 20, 2020	= 29 days

9. Defaulted Amount & Recovery Amount - Loan Level Data*

	Month / Year of Default	Month / Year of Loan Origination	Principal Balance (Initial in EUR)	Principal Balance of Loan at Default (in EUR)	Recovery Total (in EUR)	Principal Balance End of Period (in EUR)	Object Type (new / used)	Vehicle Series	Customer Type (private / commercial)	Out of Deal (Month / Year)
73	May - 19	Dec - 17	36,732.44	34,750.12	14,795.64	19,954.48	Used	X5 Series	Private	
74	May - 19	Dec - 17	14,034.00	13,657.71	8,083.27	5,574.44	New	Other BMW Group	Private	
75	June - 19	Sept - 16	23,501.70	9,503.20	118.97	9,384.23	Used	X5 Series	Private	
76	June - 19	Oct - 17	14,605.37	13,159.08	9,547.72	3,611.36	New	Other BMW Group	Private	
77	June - 19	Nov - 13	11,596.19	3,421.13	3,421.13	0.00	Used	3 Series	Private	
78	June - 19	Oct - 17	22,446.94	12,122.70	4,285.60	7,930.16	New	3 Series	Commercial	
79	June - 19	June - 17	14,409.42	11,479.42	9,117.18	2,375.98	Used	X3 Series	Commercial	
80	June - 19	July - 17	50,061.97	48,493.39	25,030.04	23,521.32	New	4 Series	Commercial	
81	June - 19	Aug - 17	14,635.27	13,965.30	0.00	13,965.30	Used	X1 Series	Private	
82	June - 19	July - 17	39,222.08	37,649.27	27,079.43	10,569.84	New	5 Series	Commercial	
83	June - 19	Jan - 17	27,676.63	22,550.40	8,787.20	13,763.20	New	MINI	Commercial	
84	June - 19	Dec - 17	56,192.02	52,728.58	37,856.54	14,872.04	Used	X5 Series	Private	
85	June - 19	Nov - 17	57,673.10	55,593.34	27,204.34	28,389.00	New	5 Series	Commercial	
86	June - 19	Dec - 17	17,934.72	16,396.36	11,215.45	5,180.91	Used	MINI	Commercial	
87	June - 19	July - 17	38,421.25	34,372.97	30,364.56	4,008.41	Used	Non BMW Group (incl. Motorcycles)	Commercial	
88	June - 19	Apr - 14	5,806.47	3,771.48	3,771.48	0.00	Used	5 Series	Private	
89	June - 19	Aug - 16	5,517.35	4,613.39	3,314.42	1,298.97	Used	MINI	Private	
90	June - 19	Dec - 17	22,734.99	22,011.75	13,983.26	8,028.49	New	3 Series	Commercial	
91	June - 19	Dec - 17	22,734.99	22,011.75	13,983.26	8,028.49	New	3 Series	Commercial	
92	June - 19	Sept - 17	23,667.04	20,718.16	20,718.16	0.00	Used	5 Series	Commercial	
93	June - 19	July - 17	57,002.71	54,823.81	25,992.87	28,830.94	New	X5 Series	Commercial	
94	June - 19	Sept - 17	8,506.04	6,551.53	4,451.10	2,100.43	Used	X1 Series	Commercial	
95	June - 19	Dec - 17	20,935.73	20,342.13	13,895.36	6,446.77	New	3 Series	Commercial	
96	June - 19	Aug - 17	35,417.75	32,510.31	22,802.86	9,707.45	New	X3 Series	Commercial	
97	June - 19	Nov - 15	19,936.01	19,724.91	19,724.91	0.00	New	X1 Series	Private	
98	July - 19	Oct - 17	17,726.82	15,521.27	6,355.61	9,165.66	Used	3 Series	Commercial	
99	July - 19	Sept - 17	17,371.14	16,107.59	11,086.55	5,175.56	Used	3 Series	Commercial	
100	July - 19	Jan - 18	26,157.43	22,707.26	22,707.26	0.00	Used	5 Series	Private	
101	July - 19	Nov - 17	49,777.55	16,139.10	-184.83	16,323.93	New	5 Series	Commercial	
102	July - 19	July - 17	16,636.47	14,007.69	5,746.20	8,261.49	Used	3 Series	Commercial	
103	July - 19	Oct - 17	11,476.04	10,875.63	0.00	10,875.63	Used	X1 Series	Private	
104	July - 19	Dec - 15	16,008.18	13,889.02	13,889.02	0.00	Used	3 Series	Private	
105	July - 19	Sept - 17	28,046.29	14,978.50	-130.85	15,109.35	Used	X1 Series	Commercial	
106	July - 19	Sept - 17	18,141.07	16,085.71	8,381.38	7,704.33	Used	1 Series	Commercial	
107	July - 19	Aug - 16	41,262.74	36,770.44	21,336.45	15,817.45	Used	X5 Series	Commercial	
108	Aug - 19	Dec - 17	25,096.59	21,622.40	21,622.40	0.00	Used	5 Series	Private	

Compartment German Auto Loans 8

Monthly Investor Report



Rolls-Royce
Motor Cars Limited

Reporting Date	Oct 09, 2020
Payment Date	Oct 20, 2020
Period No	29
Monthly Period	Sept 30, 2020
Interest Period	From Sept 21, 2020 to Oct 20, 2020 = 29 days

9. Defaulted Amount & Recovery Amount - Loan Level Data*

	Month / Year of Default	Month / Year of Loan Origination	Principal Balance (Initial in EUR)	Principal Balance of Loan at Default (in EUR)	Recovery Total (in EUR)	Principal Balance End of Period (in EUR)	Object Type (new / used)	Vehicle Series	Customer Type (private / commercial)	Out of Deal (Month / Year)
109	Aug - 19	Jan - 18	70,481.97	62,910.68	29,066.91	33,843.77	New	5 Series	Commercial	
110	Aug - 19	July - 17	27,795.68	25,762.87	22,023.42	3,739.45	Used	7 Series	Commercial	
111	Sept - 19	Sept - 17	32,849.97	8,770.74	-3,428.47	12,199.21	Used	X6 Series	Commercial	
112	Sept - 19	Aug - 17	47,395.16	44,868.15	29,862.35	15,166.87	New	5 Series	Commercial	
113	Sept - 19	Nov - 16	69,663.20	50,738.53	50,738.53	0.00	New	3 Series	Commercial	
114	Sept - 19	Dec - 16	34,065.28	31,152.42	0.00	31,152.42	Used	7 Series	Commercial	
115	Sept - 19	Nov - 17	40,189.89	36,471.59	20,179.54	16,292.05	New	5 Series	Commercial	
116	Sept - 19	Sept - 17	3,603.50	2,779.50	0.00	2,779.50	Used	Non BMW Group (incl. Motorcycles)	Private	
117	Sept - 19	Feb - 16	14,716.06	13,433.88	0.00	13,433.88	Used	5 Series	Private	
118	Sept - 19	Oct - 17	15,205.31	8,437.11	1,457.28	6,979.83	Used	1 Series	Commercial	
119	Sept - 19	Nov - 17	26,480.07	510.37	0.00	510.37	Used	X5 Series	Commercial	
120	Sept - 19	Oct - 17	24,217.27	20,398.65	15,099.84	5,298.81	Used	MINI	Commercial	
121	Sept - 19	Aug - 16	12,740.64	9,081.85	6,604.43	2,477.42	Used	1 Series	Private	
122	Sept - 19	Nov - 17	33,338.43	28,001.82	15,937.61	12,064.21	Used	X3 Series	Commercial	
123	Sept - 19	Sept - 17	28,824.34	27,911.68	6.59	27,959.18	New	3 Series	Private	
124	Oct - 19	Aug - 17	20,394.80	17,345.78	10,755.00	6,590.78	New	2 Series	Commercial	
125	Oct - 19	Jan - 17	9,359.02	6,978.17	4,773.15	2,205.02	Used	1 Series	Commercial	
126	Oct - 19	Dec - 17	104,313.95	92,949.01	0.00	92,949.01	Used	7 Series	Commercial	
127	Oct - 19	Mar - 16	4,625.30	2,470.95	0.00	2,470.95	Used	5 Series	Private	
128	Oct - 19	Sept - 16	17,697.06	13,059.96	9,551.06	3,508.90	Used	3 Series	Private	
129	Oct - 19	Aug - 17	69,456.38	68,424.85	45,384.96	23,039.89	New	X6 Series	Commercial	
130	Oct - 19	Dec - 17	53,121.42	45,009.05	30,235.67	15,007.03	New	5 Series	Commercial	
131	Oct - 19	Dec - 17	38,360.60	33,542.94	21,839.89	11,703.05	Used	6 Series	Commercial	
132	Oct - 19	Oct - 16	23,115.53	19,544.99	14,738.54	4,923.71	Used	5 Series	Commercial	
133	Nov - 19	Aug - 17	13,254.54	11,502.25	7,003.72	4,532.34	Used	3 Series	Private	
134	Nov - 19	Nov - 17	11,780.18	8,273.51	0.00	8,273.51	Used	3 Series	Private	
135	Nov - 19	Mar - 17	14,780.65	13,679.11	0.00	13,679.11	Used	3 Series	Commercial	
136	Nov - 19	Nov - 17	13,161.54	11,609.22	4,147.88	7,461.34	Used	1 Series	Commercial	
137	Nov - 19	July - 17	21,611.22	19,304.37	0.00	19,304.37	Used	5 Series	Commercial	
138	Nov - 19	Dec - 16	23,471.93	19,800.31	9,167.15	10,633.16	Used	5 Series	Commercial	
139	Nov - 19	Dec - 17	32,547.80	16,150.00	16,150.00	0.00	New	X1 Series	Commercial	
140	Nov - 19	Aug - 17	45,192.15	39,575.09	0.00	39,575.09	Used	7 Series	Private	
141	Nov - 19	Mar - 17	33,071.02	29,545.71	18,716.49	10,829.22	Used	6 Series	Commercial	
142	Dec - 19	Nov - 17	14,139.40	11,266.95	11,266.95	0.00	Used	3 Series	Private	
143	Dec - 19	July - 15	20,912.52	1,672.67	1,672.67	0.00	Used	Z Series	Private	
144	Dec - 19	Oct - 17	23,165.64	17,103.15	11,266.26	5,836.89	Used	5 Series	Commercial	

Compartment German Auto Loans 8
Monthly Investor Report



Rolls-Royce
Motor Cars Limited

Reporting Date	Oct 09, 2020			
Payment Date	Oct 20, 2020			
Period No	29			
Monthly Period	Sept 30, 2020			
Interest Period	From	Sept 21, 2020	to	Oct 20, 2020 = 29 days

9. Defaulted Amount & Recovery Amount - Loan Level Data*

	Month / Year of Default	Month / Year of Loan Origination	Principal Balance (Initial in EUR)	Principal Balance of Loan at Default (in EUR)	Recovery Total (in EUR)	Principal Balance End of Period (in EUR)	Object Type (new / used)	Vehicle Series	Customer Type (private / commercial)	Out of Deal (Month / Year)
145	Dec - 19	Dec - 17	13,819.33	5,610.74	428.56	5,182.18	New	Other BMW Group	Private	
146	Dec - 19	Nov - 17	52,414.19	20,447.90	-232.50	20,680.40	New	X6 Series	Commercial	
147	Dec - 19	Nov - 17	23,062.94	20,077.64	20,077.64	0.00	Used	5 Series	Private	
148	Dec - 19	Oct - 17	20,404.16	14,938.27	9,551.08	5,387.19	Used	5 Series	Commercial	
149	Dec - 19	Oct - 16	31,125.45	15,852.67	8,497.80	7,354.87	New	5 Series	Commercial	
150	Dec - 19	May - 14	10,629.87	2,131.68	2,131.68	0.00	Used	5 Series	Private	
151	Dec - 19	Aug - 17	29,234.68	26,566.88	12,253.16	14,313.72	New	2 Series	Private	
152	Dec - 19	Oct - 17	21,325.54	19,941.43	19,996.14	0.00	Used	3 Series	Private	
153	Dec - 19	May - 16	16,652.34	14,933.03	14,933.03	0.00	Used	3 Series	Private	
154	Jan - 20	Apr - 17	61,102.29	48,998.95	48,998.95	0.00	New	X4 Series	Commercial	
155	Jan - 20	Sept - 17	34,280.69	31,851.67	22,965.72	8,885.95	New	X4 Series	Commercial	
156	Jan - 20	Feb - 16	20,493.83	16,879.02	5,559.53	11,319.49	Used	3 Series	Private	
157	Jan - 20	July - 17	25,755.66	21,817.47	10,704.22	11,113.25	Used	5 Series	Private	
158	Jan - 20	Oct - 17	57,484.56	51,416.40	51,416.40	0.00	Used	X6 Series	Private	
159	Jan - 20	Jan - 18	135,814.45	114,705.83	76,004.24	38,701.59	New	Non BMW Group (incl. Motorcycles)	Commercial	
160	Jan - 20	Jan - 17	40,046.22	34,919.91	26,482.21	8,437.70	Used	X5 Series	Private	
161	Jan - 20	July - 17	34,124.55	29,999.59	29,999.59	0.00	Used	X5 Series	Commercial	
162	Jan - 20	Dec - 17	22,344.98	18,054.75	7,658.40	10,396.35	Used	5 Series	Commercial	
163	Jan - 20	Nov - 17	32,264.43	19,404.84	19,404.84	0.00	Used	5 Series	Private	
164	Jan - 20	July - 17	13,266.82	10,692.87	6,461.00	4,231.87	Used	1 Series	Private	
165	Jan - 20	May - 17	57,180.95	46,930.53	31,297.46	15,633.07	Used	X6 Series	Commercial	
166	Feb - 20	June - 17	100,997.62	73,172.57	8,000.00	65,172.57	New	7 Series	Commercial	
167	Feb - 20	Jan - 18	17,500.62	14,205.96	14,205.96	0.00	New	1 Series	Commercial	
168	Feb - 20	Jan - 18	51,850.24	46,274.65	22,172.07	24,102.58	Used	X5 Series	Commercial	
169	Feb - 20	July - 17	13,784.20	3,155.88	3,155.88	0.00	Used	X5 Series	Commercial	
170	Feb - 20	July - 15	10,536.58	5,653.72	3,969.84	1,683.88	Used	3 Series	Private	
171	Feb - 20	July - 17	24,232.74	10,964.17	0.00	10,964.17	Used	X5 Series	Commercial	
172	Feb - 20	July - 17	2,399.75	256.77	245.30	11.47	Used	Non BMW Group (incl. Motorcycles)	Private	
173	Feb - 20	Dec - 17	28,585.81	4,920.39	0.00	4,920.39	Used	X4 Series	Commercial	
174	Feb - 20	July - 17	1,730.15	1,109.12	0.00	1,109.12	Used	3 Series	Private	
175	Feb - 20	Sept - 17	6,978.90	5,548.23	3,035.46	2,512.77	Used	MINI	Commercial	
176	Feb - 20	July - 17	51,845.25	11,307.72	0.00	11,307.72	New	7 Series	Commercial	
177	Mar - 20	Oct - 17	8,654.39	6,379.14	5,000.00	1,379.14	Used	MINI	Commercial	
178	Mar - 20	Aug - 16	34,848.92	3,565.55	0.00	3,565.55	New	5 Series	Commercial	
179	Mar - 20	Aug - 17	14,683.22	8,983.29	8,629.99	376.16	Used	X3 Series	Commercial	
180	Mar - 20	Oct - 17	14,160.34	11,290.82	0.00	11,290.82	Used	1 Series	Private	

Compartment German Auto Loans 8
Monthly Investor Report



Rolls-Royce
Motor Cars Limited

Reporting Date	Oct 09, 2020			
Payment Date	Oct 20, 2020			
Period No	29			
Monthly Period	Sept 30, 2020			
Interest Period	From	Sept 21, 2020	to	Oct 20, 2020 = 29 days

9. Defaulted Amount & Recovery Amount - Loan Level Data*

	Month / Year of Default	Month / Year of Loan Origination	Principal Balance (Initial in EUR)	Principal Balance of Loan at Default (in EUR)	Recovery Total (in EUR)	Principal Balance End of Period (in EUR)	Object Type (new / used)	Vehicle Series	Customer Type (private / commercial)	Out of Deal (Month / Year)
181	Mar - 20	Aug - 17	18,158.96	15,186.61	36.95	15,183.48	New	3 Series	Private	
182	Mar - 20	Aug - 14	8,131.74	5,256.31	2,196.11	3,060.20	Used	Non BMW Group (incl. Motorcycles)	Private	
183	Apr - 20	Jan - 18	24,327.37	16,731.23	12,588.45	4,142.78	Used	X4 Series	Commercial	
184	Apr - 20	Mar - 17	41,873.75	33,665.31	33,665.31	0.00	Used	X5 Series	Private	
185	Apr - 20	Jan - 17	22,616.14	18,771.37	12,638.35	6,133.02	New	1 Series	Private	
186	Apr - 20	Jan - 18	13,582.46	11,468.75	0.00	11,468.75	Used	MINI	Commercial	
187	Apr - 20	Oct - 14	13,831.74	9,931.21	4,379.98	5,551.23	Used	X1 Series	Commercial	
188	Apr - 20	Aug - 16	15,490.91	13,508.92	3,531.72	9,977.20	Used	X3 Series	Commercial	
189	May - 20	Oct - 15	12,422.54	4,639.73	3,483.05	1,156.68	Used	5 Series	Private	
190	May - 20	Feb - 17	2,991.02	833.89	833.89	0.00	Used	1 Series	Private	
191	May - 20	July - 16	11,911.64	7,529.55	7,529.55	0.00	Used	5 Series	Commercial	
192	May - 20	Oct - 17	8,880.12	5,384.25	5,384.25	0.00	Used	1 Series	Private	
193	May - 20	July - 17	88,523.02	19,397.46	19,397.46	0.00	New	4 Series	Commercial	
194	May - 20	July - 17	27,120.09	14,785.20	12,461.65	2,323.55	Used	5 Series	Commercial	
195	June - 20	Nov - 16	19,689.90	13,925.89	12,556.88	1,369.01	Used	1 Series	Private	
196	June - 20	Sept - 17	14,141.42	11,077.67	7,574.53	3,503.14	Used	X1 Series	Private	
197	June - 20	July - 17	78,145.50	66,279.92	29,634.26	36,645.66	New	X5 Series	Commercial	
198	June - 20	Mar - 17	28,877.04	25,461.16	14,093.72	11,367.44	New	X1 Series	Private	
199	June - 20	Oct - 17	28,032.15	20,481.58	0.00	20,481.58	Used	MINI	Commercial	
200	June - 20	Jan - 18	35,472.56	28,852.38	3,870.00	25,030.51	New	MINI	Private	
201	June - 20	Dec - 17	14,325.63	11,148.34	11,148.34	0.00	Used	1 Series	Private	
202	June - 20	Nov - 14	5,285.10	2,530.41	2,530.41	0.00	Used	1 Series	Private	
203	June - 20	Aug - 17	20,323.29	15,262.64	35.81	15,268.77	Used	4 Series	Private	
204	June - 20	Apr - 16	16,250.29	10,391.99	10,000.00	391.99	Used	X1 Series	Private	
205	June - 20	Aug - 17	28,672.77	20,671.17	9,993.90	10,677.27	Used	4 Series	Commercial	
206	June - 20	Sept - 17	49,819.47	43,206.02	23,074.68	20,131.34	New	5 Series	Commercial	
207	June - 20	Oct - 17	18,744.69	8,469.95	8,469.95	0.00	New	4 Series	Commercial	
208	July - 20	Aug - 17	7,105.23	5,191.33	0.00	5,191.33	New	Non BMW Group (incl. Motorcycles)	Commercial	
209	July - 20	Jan - 18	27,258.64	21,756.96	0.00	21,756.96	Used	2 Series	Private	
210	July - 20	Sept - 17	17,111.03	12,578.95	8,600.00	3,978.95	Used	X1 Series	Private	
211	July - 20	June - 15	22,155.68	14,662.05	0.00	14,662.05	Used	5 Series	Private	
212	July - 20	Dec - 16	29,066.28	10,721.58	5,020.00	5,701.58	New	MINI	Private	
213	July - 20	Feb - 17	22,099.83	17,108.90	11,688.10	5,420.80	Used	5 Series	Commercial	
214	July - 20	Sept - 17	7,686.62	5,500.55	3.36	5,511.99	Used	1 Series	Private	
215	July - 20	Oct - 17	37,535.25	29,872.32	3,474.30	26,398.02	New	1 Series	Private	
216	July - 20	Apr - 17	21,042.71	15,493.19	12,900.00	2,593.19	Used	2 Series	Private	

Compartment German Auto Loans 8
Monthly Investor Report



Rolls-Royce
Motor Cars Limited

Reporting Date	Oct 09, 2020			
Payment Date	Oct 20, 2020			
Period No	29			
Monthly Period	Sept 30, 2020			
Interest Period	From	Sept 21, 2020	to	Oct 20, 2020 = 29 days

9. Defaulted Amount & Recovery Amount - Loan Level Data*

	Month / Year of Default	Month / Year of Loan Origination	Principal Balance (Initial in EUR)	Principal Balance of Loan at Default (in EUR)	Recovery Total (in EUR)	Principal Balance End of Period (in EUR)	Object Type (new / used)	Vehicle Series	Customer Type (private / commercial)	Out of Deal (Month / Year)
217	Julv - 20	Dec - 17	22,397.70	16,871.95	9,827.59	7,044.36	New	MINI	Private	
218	Julv - 20	Dec - 17	11,896.27	4,693.39	4,693.39	0.00	Used	MINI	Commercial	
219	Julv - 20	Dec - 17	33,511.32	28,567.23	0.00	28,567.23	New	X1 Series	Commercial	
220	Aug - 20	Mar - 17	23,510.70	18,675.52	0.00	18,675.52	Used	Non BMW Group (incl. Motorcycles)	Private	
221	Aug - 20	Nov - 17	35,431.60	28,744.49	0.00	28,810.21	New	1 Series	Private	
222	Aug - 20	Aug - 17	38,432.11	24,400.01	2,468.01	21,932.00	New	3 Series	Commercial	
223	Aug - 20	Dec - 17	29,147.43	19,830.80	14,767.38	5,063.42	Used	5 Series	Private	
224	Aug - 20	Oct - 17	23,432.78	17,825.05	9,741.38	8,083.67	Used	X1 Series	Commercial	
225	Aug - 20	Sept - 17	38,090.00	33,671.25	14,396.55	19,274.70	New	3 Series	Commercial	
226	Aug - 20	Julv - 17	25,475.85	20,299.30	0.00	20,299.30	Used	3 Series	Commercial	
227	Aug - 20	Jan - 17	15,137.82	13,611.69	13,611.69	0.00	New	1 Series	Private	
228	Aug - 20	Sept - 17	26,521.10	11,475.42	672.38	10,803.04	Used	4 Series	Private	
229	Sept - 20	Aug - 17	15,068.37	11,186.14	7,442.11	3,744.03	New	MINI	Commercial	
230	Sept - 20	Dec - 17	29,368.79	22,528.33	13,965.26	8,563.07	New	MINI	Private	
231	Sept - 20	Nov - 17	14,623.05	11,683.43	3,803.00	7,880.43	Used	1 Series	Private	
232	Sept - 20	Dec - 17	57,470.61	27,017.72	0.00	27,017.72	New	5 Series	Private	
233	Sept - 20	Oct - 17	13,797.66	4,477.86	0.00	4,477.86	Used	1 Series	Private	
234	Sept - 20	Dec - 17	11,765.13	7,381.91	4,400.00	2,981.91	Used	3 Series	Private	
235	Sept - 20	Oct - 17	33,934.03	27,034.29	23,600.00	3,434.29	New	2 Series	Private	
236	Aug - 18	Mar - 16	9,547.20	242.61	73.48	169.13	New	MINI	Commercial	Aug - 18
237	Aug - 18	Feb - 17	19,379.16	19,379.16	14,599.98	4,779.18	Used	7 Series	Commercial	Nov - 18
238	Sept - 18	Jan - 17	11,000.31	10,756.77	6,587.61	4,169.16	Used	1 Series	Commercial	Nov - 18
239	Sept - 18	Sept - 15	37,319.57	36,068.06	24,565.15	11,502.91	New	5 Series	Commercial	Dec - 18
240	Sept - 18	Aug - 17	25,583.07	25,011.15	16,662.47	8,348.68	Used	3 Series	Private	Dec - 18
241	Dec - 18	Aug - 17	10,130.03	10,130.03	1,849.57	8,280.46	Used	1 Series	Private	Dec - 18
242	Oct - 18	Jan - 18	47,972.42	47,297.54	33,990.04	13,307.50	Used	X5 Series	Commercial	Jan - 19
243	Oct - 18	Sept - 17	29,677.86	28,607.90	21,611.61	6,996.29	Used	4 Series	Commercial	Jan - 19
244	Nov - 18	June - 17	15,255.77	14,417.33	12,084.54	2,332.79	Used	MINI	Private	Jan - 19
245	Oct - 18	Nov - 17	37,044.29	35,980.45	26,194.35	9,872.79	New	X1 Series	Private	Feb - 19
246	Nov - 18	Julv - 17	17,214.24	16,995.55	15,071.70	1,923.85	New	Other BMW Group	Commercial	Feb - 19
247	Nov - 18	June - 16	22,128.78	21,157.85	13,619.81	7,538.04	Used	3 Series	Private	Feb - 19
248	Feb - 19	Oct - 14	4,487.09	759.87	285.59	474.28	Used	7 Series	Commercial	Feb - 19
249	Feb - 19	Julv - 17	15,989.81	441.23	166.22	275.01	Used	Non BMW Group (incl. Motorcycles)	Commercial	Feb - 19
250	Dec - 18	Mav - 15	19,384.52	18,215.53	10,578.48	7,637.05	Used	X5 Series	Private	Mar - 19
251	Dec - 18	Mav - 15	11,371.12	11,371.12	10,073.90	1,297.22	Used	5 Series	Private	Mar - 19
252	Mar - 19	Jan - 18	32,975.98	23,706.17	2,869.46	20,836.71	Used	4 Series	Private	Mar - 19

Compartment German Auto Loans 8
Monthly Investor Report



Rolls-Royce
Motor Cars Limited

Reporting Date	Oct 09, 2020			
Payment Date	Oct 20, 2020			
Period No	29			
Monthly Period	Sept 30, 2020			
Interest Period	From	Sept 21, 2020	to	Oct 20, 2020 = 29 days

9. Defaulted Amount & Recovery Amount - Loan Level Data*

	Month / Year of Default	Month / Year of Loan Origination	Principal Balance (Initial in EUR)	Principal Balance of Loan at Default (in EUR)	Recovery Total (in EUR)	Principal Balance End of Period (in EUR)	Object Type (new / used)	Vehicle Series	Customer Type (private / commercial)	Out of Deal (Month / Year)
253	Jan - 19	Aug - 17	14,684.59	13,444.95	11,666.02	1,778.93	Used	X1 Series	Private	Apr - 19
254	Dec - 18	Aug - 17	5,970.55	5,578.72	3,773.31	1,805.41	Used	3 Series	Private	May - 19
255	Jan - 19	Nov - 14	9,394.59	8,693.59	4,473.54	4,220.05	Used	3 Series	Private	May - 19
256	May - 19	Oct - 17	43,224.35	40,998.14	4,527.18	36,470.96	New	5 Series	Private	May - 19
257	May - 19	Jan - 18	27,464.55	24,276.13	3,120.15	21,155.98	Used	5 Series	Private	May - 19
258	Nov - 18	Jan - 18	33,678.72	32,221.52	27,708.79	4,512.73	Used	4 Series	Private	June - 19
259	June - 19	May - 17	8,847.85	1,301.42	459.05	842.37	Used	3 Series	Private	June - 19
260	June - 19	Feb - 15	13,420.76	799.01	281.08	517.93	Used	Non BMW Group (incl. Motorcycles)	Private	June - 19
261	June - 19	July - 17	23,890.24	6,050.49	1,167.40	4,883.09	Used	MINI	Private	June - 19
262	Feb - 19	May - 17	12,773.92	11,807.89	7,175.32	4,632.57	Used	1 Series	Commercial	July - 19
263	Feb - 19	Nov - 16	26,682.95	24,718.90	17,537.63	7,181.27	Used	5 Series	Commercial	July - 19
264	Mar - 19	July - 17	22,527.85	20,540.14	13,687.86	6,852.28	Used	3 Series	Private	July - 19
265	Mar - 19	Aug - 17	12,558.28	11,718.90	9,797.62	1,921.28	Used	X3 Series	Commercial	July - 19
266	Mar - 19	Dec - 17	44,348.61	41,121.43	24,239.71	16,881.72	New	MINI	Commercial	July - 19
267	Apr - 19	July - 17	28,723.27	24,605.69	14,186.46	10,419.23	Used	5 Series	Commercial	July - 19
268	Apr - 19	Sept - 17	11,380.30	10,129.61	7,498.36	2,631.25	Used	3 Series	Private	July - 19
269	Apr - 19	Nov - 17	21,336.00	19,899.08	13,188.93	6,710.15	New	MINI	Commercial	July - 19
270	Apr - 19	July - 17	8,359.09	7,809.76	6,277.99	1,531.77	New	Other BMW Group	Commercial	July - 19
271	Apr - 19	May - 17	11,146.90	10,349.62	8,616.50	1,733.12	New	Other BMW Group	Commercial	July - 19
272	Apr - 19	Sept - 15	4,706.71	4,249.39	3,795.14	454.25	Used	MINI	Commercial	July - 19
273	Apr - 19	May - 16	33,300.76	29,491.17	20,345.55	9,243.19	New	4 Series	Commercial	July - 19
274	Apr - 19	Sept - 17	19,630.44	18,258.02	12,985.79	5,272.23	Used	5 Series	Private	July - 19
275	May - 19	Nov - 17	61,027.66	56,231.86	31,124.77	25,107.09	New	X3 Series	Commercial	July - 19
276	Apr - 19	July - 17	29,557.15	27,148.12	18,350.43	8,797.69	New	MINI	Commercial	Aug - 19
277	Apr - 19	Nov - 15	18,194.25	17,985.29	9,922.48	8,062.81	New	3 Series	Private	Aug - 19
278	May - 19	Dec - 17	34,330.54	30,926.59	21,940.66	8,985.93	New	5 Series	Commercial	Aug - 19
279	May - 19	Dec - 15	23,900.60	22,250.04	14,871.81	7,378.23	New	2 Series	Private	Aug - 19
280	May - 19	June - 16	20,181.23	19,470.62	12,448.95	7,021.67	New	1 Series	Private	Aug - 19
281	Aug - 19	Dec - 17	10,940.37	4,796.42	2,929.81	1,866.61	Used	1 Series	Private	Aug - 19
282	Jan - 19	Dec - 17	28,445.57	26,931.69	22,997.63	3,934.06	New	4 Series	Commercial	Sept - 19
283	Feb - 19	Nov - 16	19,338.45	18,678.90	18,073.50	605.40	New	2 Series	Private	Sept - 19
284	June - 19	Oct - 17	10,318.58	8,147.49	6,005.71	2,141.78	Used	1 Series	Commercial	Sept - 19
285	June - 19	Sept - 16	36,878.53	28,828.98	21,198.82	7,630.16	New	5 Series	Commercial	Sept - 19
286	June - 19	Oct - 17	33,583.87	30,642.39	21,106.77	9,535.62	New	MINI	Private	Sept - 19
287	June - 19	Mar - 15	8,025.65	5,367.17	5,004.82	362.35	Used	MINI	Commercial	Oct - 19
288	July - 19	Apr - 16	16,132.97	13,901.40	7,308.00	6,593.40	New	Non BMW Group (incl. Motorcycles)	Commercial	Oct - 19

Compartment German Auto Loans 8
Monthly Investor Report



Rolls-Royce
Motor Cars Limited

Reporting Date	Oct 09, 2020			
Payment Date	Oct 20, 2020			
Period No	29			
Monthly Period	Sept 30, 2020			
Interest Period	From	Sept 21, 2020	to	Oct 20, 2020 = 29 days

9. Defaulted Amount & Recovery Amount - Loan Level Data*

	Month / Year of Default	Month / Year of Loan Origination	Principal Balance (Initial in EUR)	Principal Balance of Loan at Default (in EUR)	Recovery Total (in EUR)	Principal Balance End of Period (in EUR)	Object Type (new / used)	Vehicle Series	Customer Type (private / commercial)	Out of Deal (Month / Year)
289	Aug - 19	Aug - 17	18,517.50	15,154.84	9,434.79	5,720.05	Used	X1 Series	Commercial	Oct - 19
290	Oct - 19	Oct - 17	18,582.82	198.70	61.94	136.76	Used	3 Series	Private	Oct - 19
291	Oct - 19	Dec - 17	26,600.87	258.09	58.42	199.67	New	3 Series	Commercial	Oct - 19
292	Oct - 19	June - 14	18,593.91	294.43	61.09	233.34	Used	Non BMW Group (incl. Motorcycles)	Private	Oct - 19
293	June - 19	May - 17	53,218.40	46,010.68	29,768.74	16,241.94	New	2 Series	Commercial	Nov - 19
294	Sept - 19	Oct - 17	22,186.58	19,077.88	12,588.77	6,489.11	Used	X6 Series	Commercial	Nov - 19
295	Sept - 19	July - 16	20,393.60	18,245.89	11,032.87	7,213.02	New	1 Series	Private	Nov - 19
296	Sept - 19	Feb - 17	81,021.81	76,248.95	43,810.69	32,438.26	New	7 Series	Commercial	Nov - 19
297	Sept - 19	June - 14	11,513.62	9,075.89	4,753.76	4,322.13	Used	Non BMW Group (incl. Motorcycles)	Private	Nov - 19
298	Sept - 19	Feb - 17	25,646.28	22,401.68	20,323.63	2,078.05	Used	1 Series	Private	Nov - 19
299	Feb - 19	Aug - 17	30,133.31	28,133.13	19,596.19	8,536.94	Used	X3 Series	Private	Dec - 19
300	July - 19	Aug - 17	10,157.18	9,292.21	7,221.35	2,070.86	Used	1 Series	Private	Dec - 19
301	Sept - 19	Nov - 17	36,424.47	29,980.51	16,443.32	13,537.19	Used	5 Series	Commercial	Dec - 19
302	Sept - 19	Nov - 17	57,349.49	49,582.01	23,190.28	26,391.73	New	3 Series	Commercial	Dec - 19
303	Oct - 19	Feb - 17	27,818.66	20,825.23	11,296.91	9,528.32	New	2 Series	Commercial	Dec - 19
304	Oct - 19	Feb - 17	23,446.75	20,510.42	14,404.28	6,106.14	Used	3 Series	Private	Dec - 19
305	Sept - 19	Oct - 16	23,795.48	20,305.39	9,955.36	10,350.03	New	Non BMW Group (incl. Motorcycles)	Commercial	Jan - 20
306	Oct - 19	July - 17	65,192.55	57,428.63	36,484.69	20,943.94	Used	X6 Series	Commercial	Jan - 20
307	Oct - 19	Oct - 17	24,842.69	19,954.15	11,226.29	8,727.86	Used	X1 Series	Commercial	Jan - 20
308	Oct - 19	June - 16	29,658.05	26,528.27	15,838.43	10,689.84	New	2 Series	Private	Jan - 20
309	Oct - 19	Sept - 17	16,893.40	15,286.82	10,654.48	4,632.34	Used	1 Series	Private	Jan - 20
310	Oct - 19	Jan - 18	26,551.99	22,940.04	16,456.68	6,538.54	Used	5 Series	Commercial	Jan - 20
311	Jan - 20	May - 17	7,620.54	5,549.05	790.18	4,758.87	Used	5 Series	Private	Jan - 20
312	Nov - 19	Oct - 17	45,324.11	38,998.12	31,020.94	7,977.18	Used	X5 Series	Commercial	Feb - 20
313	Nov - 19	Oct - 17	31,659.01	25,056.89	15,892.79	9,164.10	Used	5 Series	Private	Feb - 20
314	Nov - 19	Oct - 17	21,667.93	18,802.24	10,630.45	8,171.79	New	1 Series	Private	Feb - 20
315	Dec - 19	Mar - 16	28,337.46	22,830.20	16,072.22	6,757.98	Used	7 Series	Commercial	Mar - 20
316	Dec - 19	Jan - 18	17,953.01	15,391.08	11,124.94	4,266.14	Used	5 Series	Private	Mar - 20
317	Dec - 19	Sept - 17	2,381.55	1,499.00	1,148.06	350.94	Used	Non BMW Group (incl. Motorcycles)	Private	Mar - 20
318	Dec - 19	Jan - 18	25,232.36	20,417.40	16,035.89	4,381.51	Used	X5 Series	Commercial	Mar - 20
319	Jan - 20	Oct - 17	14,724.49	11,686.17	9,252.12	2,434.05	Used	1 Series	Private	Apr - 20
320	Jan - 20	Nov - 17	27,558.61	23,704.02	16,435.39	7,268.63	New	Non BMW Group (incl. Motorcycles)	Private	Apr - 20
321	Feb - 20	Jan - 18	8,422.34	7,380.02	5,639.06	1,740.96	Used	1 Series	Commercial	Apr - 20
322	Feb - 20	Jan - 18	32,075.23	27,668.03	13,556.25	14,111.78	Used	5 Series	Private	Apr - 20
323	Feb - 20	Jan - 17	30,497.64	25,767.95	20,226.31	5,541.64	Used	X5 Series	Commercial	Apr - 20
324	Feb - 20	Oct - 17	51,434.32	42,003.83	22,163.92	19,839.91	New	X1 Series	Commercial	Apr - 20

Compartment German Auto Loans 8

Monthly Investor Report



Rolls-Royce
Motor Cars Limited

Reporting Date	Oct 09, 2020
Payment Date	Oct 20, 2020
Period No	29
Monthly Period	Sept 30, 2020
Interest Period	From Sept 21, 2020 to Oct 20, 2020 = 29 days

9. Defaulted Amount & Recovery Amount - Loan Level Data*

	Month / Year of Default	Month / Year of Loan Origination	Principal Balance (Initial in EUR)	Principal Balance of Loan at Default (in EUR)	Recovery Total (in EUR)	Principal Balance End of Period (in EUR)	Object Type (new / used)	Vehicle Series	Customer Type (private / commercial)	Out of Deal (Month / Year)
325	Feb - 20	July - 17	11,847.92	9,819.08	7,600.77	2,218.31	Used	1 Series	Private	Apr - 20
326	Apr - 20	Oct - 17	24,811.19	391.04	153.79	237.25	New	5 Series	Commercial	Apr - 20
327	Feb - 20	Jan - 18	17,349.69	15,162.78	9,401.22	5,761.56	Used	3 Series	Private	May - 20
328	Mar - 20	Sept - 17	29,055.32	23,137.15	16,796.81	6,340.34	Used	5 Series	Commercial	May - 20
329	May - 19	June - 16	16,721.58	15,463.70	0.00	15,472.18	New	2 Series	Private	June - 20
330	Jan - 20	Jan - 18	46,089.94	39,800.58	33,630.88	6,169.70	Used	4 Series	Private	June - 20
331	Mar - 20	Dec - 17	11,759.69	8,819.68	6,560.46	2,259.22	Used	3 Series	Private	June - 20
332	Mar - 20	Aug - 17	30,161.15	23,419.24	17,162.74	6,256.50	Used	5 Series	Private	June - 20
333	Apr - 20	Dec - 17	84,945.06	75,591.50	33,335.02	42,256.48	New	X5 Series	Commercial	June - 20
334	Apr - 20	July - 17	13,715.95	11,031.37	8,375.04	2,656.33	Used	1 Series	Private	July - 20
335	Mar - 20	Oct - 17	20,880.57	17,453.25	11,262.45	6,190.80	New	1 Series	Commercial	Aug - 20
336	Apr - 20	Jan - 18	24,653.36	19,475.79	13,985.39	5,490.40	Used	5 Series	Private	Aug - 20
337	May - 20	Dec - 16	44,013.04	38,987.75	11,395.19	27,592.56	New	5 Series	Commercial	Aug - 20
338	June - 20	July - 17	70,275.50	49,343.74	30,504.52	18,839.22	New	5 Series	Commercial	Aug - 20
339	Aug - 20	Mar - 17	26,779.14	15,224.76	1,523.34	13,701.42	New	MINI	Private	Aug - 20
340	Aug - 20	July - 17	15,788.84	163.74	39.69	124.05	Used	1 Series	Private	Aug - 20
341	Jan - 20	Oct - 17	35,486.49	30,688.42	24,221.16	6,467.26	New	1 Series	Commercial	Sept - 20
342	Mar - 20	Jan - 18	30,791.32	22,283.30	20,337.87	1,945.43	Used	1 Series	Commercial	Sept - 20
343	June - 20	July - 17	32,129.38	24,663.67	14,718.44	9,945.23	Used	7 Series	Commercial	Sept - 20
344	June - 20	July - 17	27,365.49	17,965.55	15,092.12	2,873.43	New	2 Series	Private	Sept - 20
345	July - 20	Apr - 16	30,946.11	21,978.06	17,989.13	3,988.93	Used	6 Series	Commercial	Sept - 20
346	Sept - 20	May - 16	12,929.07	28.60	-122.27	150.87	Used	1 Series	Private	Sept - 20

*Applicable only if loans have defaulted. Does not include defaulted amounts less than 10 EUR.

Compartment German Auto Loans 8
Monthly Investor Report



Rolls-Royce
Motor Cars Limited

Reporting Date	Oct 09, 2020		
Payment Date	Oct 20, 2020		
Period No	29		
Monthly Period	Sept 30, 2020		
Interest Period	From	Sept 21, 2020	to Oct 20, 2020 = 29 days

10. Outstanding Note Balance

1. Note Balance	All Notes	Class A	Class B
Initial Note Information			
ISIN code		XS1808853581	XS1808854399
Currency		EUR	EUR
Legal final maturity		June 2025	June 2025
Rating (Fitch / Moody's / S&P/DBRS)		AAA/N/A/AAA/N/A	N/A/N/A/N/A/N/A
Initial notes aggregate principal outstanding balance in EUR	1,075,300,000.00	1,000,000,000.00	75,300,000.00
Nominal amount per note in EUR		100,000.00	100,000.00
Initial number of notes per class in EUR		10,000	753
Current Note Information			
Notes aggregate principal outstanding balance in EUR - BoP	306,565,369.86	231,265,369.86	75,300,000.00
Available distribution amount in EUR	40,374,673.94		
Redemption per class in EUR		34,880,882.24	0,00
Redemption per note in EUR		3,488.09	0.00
Notes aggregate principal outstanding balance in EUR - EoP	271,684,487.62	196,384,487.62	75,300,000.00
Current pool factor		0.20	1.00
2. Payments to Investor per Note			
		Class A	Class B
Interest Type		Floating Rate	Fixed Rate
Reference Rate		1M_EURIBOR	NONE
Actual Interest Rate		-0.529%	NONE
Spread		0.400%	NONE
Coupon		0.000%*	1.000%
Day count fraction		Actual/360	Actual/360
Interest days		29 days	29 days
Principal outstanding per note in EUR - BoP		23,126.54	100,000.00
Principal repayment per note in EUR		3,488.09	0.00
Principal outstanding per note in EUR - EoP		19,638.45	100,000.00
Interest payment per Note in EUR		0.00	80.56

* rate is floored at 0.000%, the theoretical negative interest rate is -0.129%.

Compartment German Auto Loans 8
Monthly Investor Report



Rolls-Royce
 Motor Cars Limited

Reporting Date	Oct 09, 2020			
Payment Date	Oct 20, 2020			
Period No	29			
Monthly Period	Sept 30, 2020			
Interest Period	From	Sept 21, 2020	to	Oct 20, 2020 = 29 days

10. Outstanding Note Balance

3. Credit Enhancement	Initial Period (in EUR)	Initial CE (in %)	Current Period (in EUR)	Current CE (in %)
Class A	1,000,000,000.00	7.50	196,384,487.62	39.87
Class B	75,300,000.00	0.50	75,300,000.00	16.16
Cash Reserve (+ Overcollateralisation)		0.00	51,348,536.55	0.00

4. Clean-Up Call Option

If the aggregate outstanding principal balance has been reduced to less than 10% of the aggregate outstanding principal balance at the Issue Date, the seller will have the option under the receivables purchase Agreement to acquire all outstanding purchased receivables.

Aggregate outstanding principal balance at end of period (in EUR)	317,653,024.17
Clean-Up option exercisable	No

Compartment German Auto Loans 8
Monthly Investor Report



Rolls-Royce
Motor Cars Limited

Reporting Date	Oct 09, 2020			
Payment Date	Oct 20, 2020			
Period No	29			
Monthly Period	Sept 30, 2020			
Interest Period	From	Sept 21, 2020	to	Oct 20, 2020 = 29 days

11. Original Principal Balance

Initial Portfolio as of origination of contract

Group (in EUR) (by Original Principal Balance)	Original principal balance (in EUR)	Original Principal Balance (in % of total)	Number of Contracts	Number of Contracts (in % of total)
0.00 - 5,000.00	6,602,430.10	0.54	1,758	3.14
5.000,01 - 10.000,00	53,342,875.63	4.40	6,758	12.05
10.000,01 - 15.000,00	133,921,010.22	11.03	10,565	18.84
15.000,01 - 20.000,00	189,310,910.30	15.60	10,808	19.28
20.000,01 - 25.000,00	198,030,105.32	16.32	8,823	15.74
25.000,01 - 30.000,00	178,429,764.68	14.70	6,502	11.60
30.000,01 - 35.000,00	132,759,753.18	10.94	4,103	7.32
35.000,01 - 40.000,00	91,674,885.59	7.55	2,450	4.37
40.000,01 - 45.000,00	59,215,184.71	4.88	1,400	2.50
45.000,01 - 50.000,00	43,978,430.11	3.62	927	1.65
50.000,01 - 55.000,00	32,354,806.99	2.67	618	1.10
55.000,01 - 60.000,00	25,497,518.92	2.10	444	0.79
> 60.000,00	68,538,800.68	5.65	915	1.63
Total	1,213,656,476.43	100.00	56,071	100.00

Average:	21,644.99
Min:	630.00
Max:	234,985.33

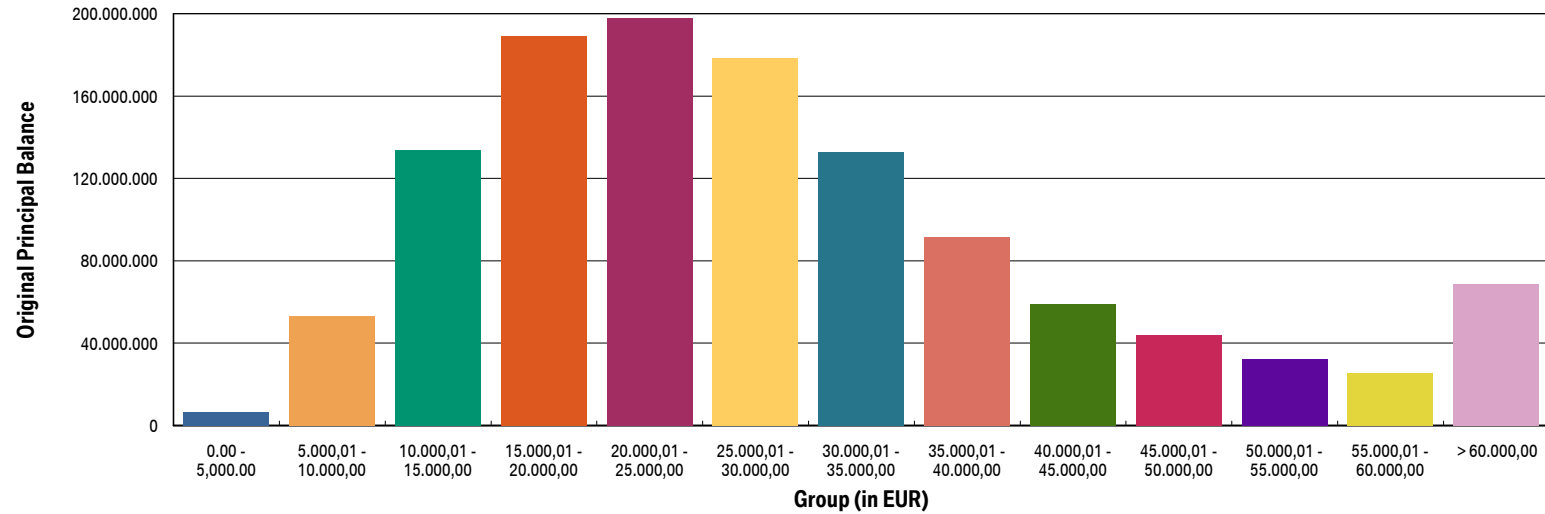
Compartment German Auto Loans 8
Monthly Investor Report



Rolls-Royce
 Motor Cars Limited

Reporting Date	Oct 09, 2020			
Payment Date	Oct 20, 2020			
Period No	29			
Monthly Period	Sept 30, 2020			
Interest Period	From	Sept 21, 2020	to	Oct 20, 2020 = 29 days

11a. Original Principal Balance (graph)



Compartment German Auto Loans 8
Monthly Investor Report



Rolls-Royce
Motor Cars Limited

Reporting Date	Oct 09, 2020			
Payment Date	Oct 20, 2020			
Period No	29			
Monthly Period	Sept 30, 2020			
Interest Period	From	Sept 21, 2020	to	Oct 20, 2020 = 29 days

12. Aggregate Principal Balance

Initial Portfolio

Group (in EUR)	Aggregate Principal Balance (in EUR)	Aggregate Principal Balance (in % of total)	Number of Contracts	Number of Contracts (in % of total)
0.00 - 5,000.00	11,911,454.23	1.11	3,553	6.34
5.000,01 - 10.000,00	67,979,197.49	6.32	8,808	15.71
10.000,01 - 15.000,00	144,390,179.97	13.43	11,512	20.53
15.000,01 - 20.000,00	184,235,767.64	17.13	10,572	18.85
20.000,01 - 25.000,00	179,689,329.59	16.71	8,035	14.33
25.000,01 - 30.000,00	145,425,557.37	13.52	5,329	9.50
30.000,01 - 35.000,00	102,843,973.13	9.56	3,186	5.68
35.000,01 - 40.000,00	69,581,005.45	6.47	1,864	3.32
40.000,01 - 45.000,00	45,284,645.28	4.21	1,071	1.91
45.000,01 - 50.000,00	33,696,768.07	3.13	711	1.27
50.000,01 - 55.000,00	24,282,918.80	2.26	464	0.83
55.000,01 - 60.000,00	19,141,345.96	1.78	334	0.60
> 60.000,00	46,837,767.73	4.36	632	1.13
Total	1,075,299,910.71	100.00	56,071	100.00

Average:	19,177.47
Min:	89.35
Max:	232,486.98

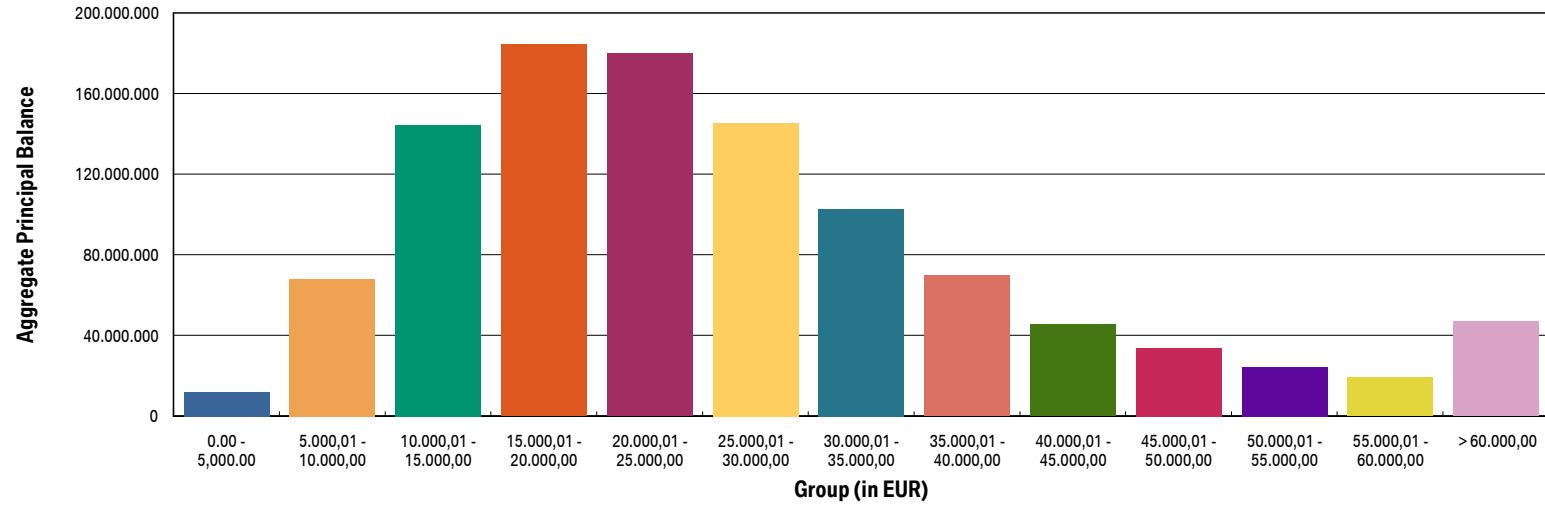
Compartment German Auto Loans 8
Monthly Investor Report



Rolls-Royce
 Motor Cars Limited

Reporting Date	Oct 09, 2020				
Payment Date	Oct 20, 2020				
Period No	29				
Monthly Period	Sept 30, 2020				
Interest Period	From	Sept 21, 2020	to	Oct 20, 2020	= 29 days

12a. Aggregate Principal Balance (graph)



Compartment German Auto Loans 8
Monthly Investor Report



Rolls-Royce
Motor Cars Limited

Reporting Date	Oct 09, 2020			
Payment Date	Oct 20, 2020			
Period No	29			
Monthly Period	Sept 30, 2020			
Interest Period	From	Sept 21, 2020	to	Oct 20, 2020 = 29 days

13. Aggregate Outstanding Principal Balance

Portfolio as of: Sept 30, 2020

Group (in EUR)	Aggregate Outstanding Principal Balance (in EUR)	Aggregate Outstanding Principal Balance (in % of total)	Number of Contracts	Number of Contracts (in % of total)
0.00 - 5,000.00	8,250,758.92	2.60	8,187	29.85
5,000,01 - 10,000,00	40,177,089.11	12.65	5,243	19.12
10,000,01 - 15,000,00	65,275,547.69	20.55	5,252	19.15
15,000,01 - 20,000,00	69,312,072.69	21.82	3,999	14.58
20,000,01 - 25,000,00	50,331,361.27	15.84	2,260	8.24
25,000,01 - 30,000,00	31,086,366.07	9.79	1,143	4.17
30,000,01 - 35,000,00	17,666,119.29	5.56	547	1.99
35,000,01 - 40,000,00	11,800,838.32	3.72	316	1.15
40,000,01 - 45,000,00	8,916,437.15	2.81	212	0.77
45,000,01 - 50,000,00	5,392,392.04	1.70	114	0.42
50,000,01 - 55,000,00	2,766,501.35	0.87	53	0.19
55,000,01 - 60,000,00	2,577,752.99	0.81	45	0.16
> 60,000,00	4,099,787.28	1.29	57	0.21
Total	317,653,024.17	100.00	27,428	100.00

WA:	11,581.34
Min:	0.00
Max:	213,618.53

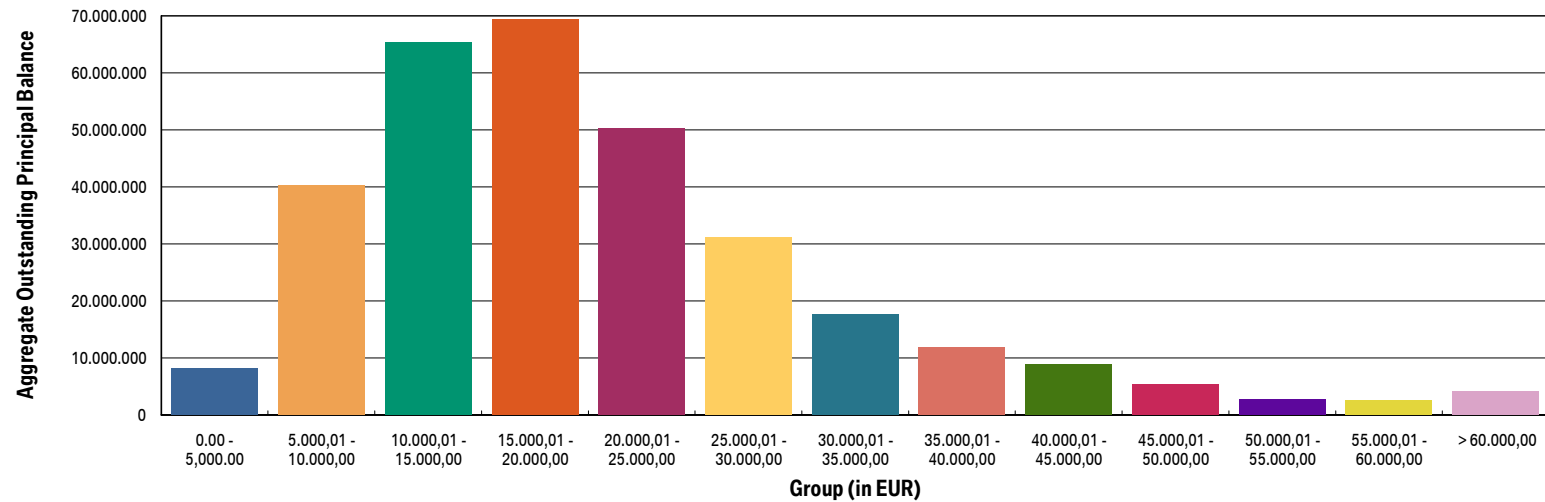
Compartment German Auto Loans 8
Monthly Investor Report



Rolls-Royce
Motor Cars Limited

Reporting Date	Oct 09, 2020				
Payment Date	Oct 20, 2020				
Period No	29				
Monthly Period	Sept 30, 2020				
Interest Period	From	Sept 21, 2020	to	Oct 20, 2020	= 29 days

13a. Aggregate Outstanding Principal Balance (graph)



Compartment German Auto Loans 8
Monthly Investor Report



Rolls-Royce
Motor Cars Limited

Reporting Date	Oct 09, 2020				
Payment Date	Oct 20, 2020				
Period No	29				
Monthly Period	Sept 30, 2020				
Interest Period	From	Sept 21, 2020	to	Oct 20, 2020	= 29 days

14. Down Payments

Portfolio as of: Sept 30, 2020

Down Payment	Aggregate Outstanding Principal Balance (in EUR)	Aggregate Outstanding Principal Balance (in % of total)	Number of Contracts	Number of Contracts (in % of total)	Down Payment/ Purchase Price (in %)
No Down Payment	76,674,978.04	24.14	6,873	25.06	0.00
<=1000	6,995,223.32	2.20	707	2.58	4.07
1.000,01 - 2.000,00	16,613,083.32	5.23	1,582	5.77	7.99
2.000,01 - 3.000,00	21,205,566.89	6.68	2,064	7.53	11.95
3.000,01 - 4.000,00	20,125,007.62	6.34	1,954	7.12	15.45
4.000,01 - 5.000,00	32,001,394.88	10.07	2,825	10.30	17.54
5.000,01 - 6.000,00	17,536,783.30	5.52	1,540	5.61	20.09
6.000,01 - 7.000,00	15,971,736.80	5.03	1,326	4.83	21.70
7.000,01 - 8.000,00	16,739,471.95	5.27	1,330	4.85	22.97
8.000,01 - 9.000,00	9,107,928.94	2.87	730	2.66	24.83
9.000,01 - 10.000,00	24,697,125.42	7.77	1,968	7.18	26.38
10.000,01 - 11.000,00	5,912,740.49	1.86	411	1.50	26.32
11.000,01 - 12.000,00	7,497,235.49	2.36	569	2.07	28.86
12.000,01 - 13.000,00	5,868,918.70	1.85	435	1.59	29.52
13.000,01 - 14.000,00	4,508,151.06	1.42	328	1.20	30.60
14.000,01 - 15.000,00	10,347,598.92	3.26	830	3.03	33.52
> 15.000,00	25,850,079.03	8.14	1,956	7.13	39.06
Total	317,653,024.17	100.00	27,428	100.00	16.65

Minimum Down Payment:	29.26
Maximum Down Payment:	93,267.06
Average Down Payment:	5,887.47
Average Down Payment (customers that made a Down Payment):	7,856.07

Compartment German Auto Loans 8
Monthly Investor Report



Rolls-Royce
Motor Cars Limited

Reporting Date	Oct 09, 2020			
Payment Date	Oct 20, 2020			
Period No	29			
Monthly Period	Sept 30, 2020			
Interest Period	From	Sept 21, 2020	to	Oct 20, 2020 = 29 days

15. Borrower Concentration

Portfolio as of: Sept 30, 2020

Borrower (Top 20)	Aggregate Outstanding Principal Balance (in EUR)	Aggregate Outstanding Principal Balance (in % of total)	Number of Contracts	Number of Contracts (in % of total)
1	218,297.25	0.07	13	0.05
2	213,618.53	0.07	1	0.00
3	145,987.61	0.05	5	0.02
4	121,595.36	0.04	1	0.00
5	112,350.87	0.04	3	0.01
6	93,129.96	0.03	1	0.00
7	92,740.91	0.03	3	0.01
8	91,517.49	0.03	2	0.01
9	91,161.12	0.03	2	0.01
10	87,577.14	0.03	2	0.01
11	87,397.09	0.03	1	0.00
12	86,589.56	0.03	1	0.00
13	85,339.28	0.03	2	0.01
14	84,235.32	0.03	1	0.00
15	83,726.88	0.03	1	0.00
16	82,701.85	0.03	2	0.01
17	81,152.23	0.03	1	0.00
18	80,581.52	0.03	1	0.00
19	79,008.16	0.02	2	0.01
20	78,748.11	0.02	2	0.01
Total	2,097,456.24	0.66	47	0.17
Total Portfolio Balance	317,653,024.17			

Compartment German Auto Loans 8
Monthly Investor Report



Rolls-Royce
Motor Cars Limited

Reporting Date	Oct 09, 2020			
Payment Date	Oct 20, 2020			
Period No	29			
Monthly Period	Sept 30, 2020			
Interest Period	From	Sept 21, 2020	to	Oct 20, 2020 = 29 days

16. Geographical Distribution

Initial Portfolio

Post code area	Aggregate Principal Balance (in EUR)	Aggregate Principal Balance (in % of total)	Number of Contracts	Number of contracts (in % of total)
post code area 0	59,388,875.81	5.52	3,031	5.41
post code area 1	68,063,748.40	6.33	3,264	5.82
post code area 2	95,520,039.60	8.88	4,972	8.87
post code area 3	98,034,964.07	9.12	5,256	9.37
post code area 4	128,909,449.36	11.99	6,764	12.06
post code area 5	122,157,113.60	11.36	6,477	11.55
post code area 6	136,415,503.83	12.69	7,223	12.88
post code area 7	129,944,746.50	12.08	6,948	12.39
post code area 8	139,594,765.87	12.98	7,090	12.64
post code area 9	97,270,703.67	9.05	5,046	9.00
Total	1,075,299,910.71	100.00	56,071	100.00

Compartment German Auto Loans 8
Monthly Investor Report



Rolls-Royce
 Motor Cars Limited

Reporting Date	Oct 09, 2020			
Payment Date	Oct 20, 2020			
Period No	29			
Monthly Period	Sept 30, 2020			
Interest Period	From	Sept 21, 2020	to	Oct 20, 2020 = 29 days

16. Geographical Distribution

Portfolio as of: Sept 30, 2020

Post code area	Aggregate Outstanding Principal Balance (in EUR)	Aggregate Outstanding Principal Balance (in % of total)	Number of Contracts	Number of Contracts (in % of total)
post code area 0	19,091,270.50	6.01	1,590	5.80
post code area 1	21,825,600.64	6.87	1,725	6.29
post code area 2	28,653,298.53	9.02	2,433	8.87
post code area 3	30,110,177.71	9.48	2,657	9.69
post code area 4	36,091,544.48	11.36	3,233	11.79
post code area 5	36,296,218.84	11.43	3,162	11.53
post code area 6	40,566,841.94	12.77	3,514	12.81
post code area 7	37,532,676.30	11.82	3,283	11.97
post code area 8	38,981,975.37	12.27	3,306	12.05
post code area 9	28,396,036.57	8.94	2,506	9.14
post code area Others	107,383.29	0.03	19	0.07
Total	317,653,024.17	100.00	27,428	100.00

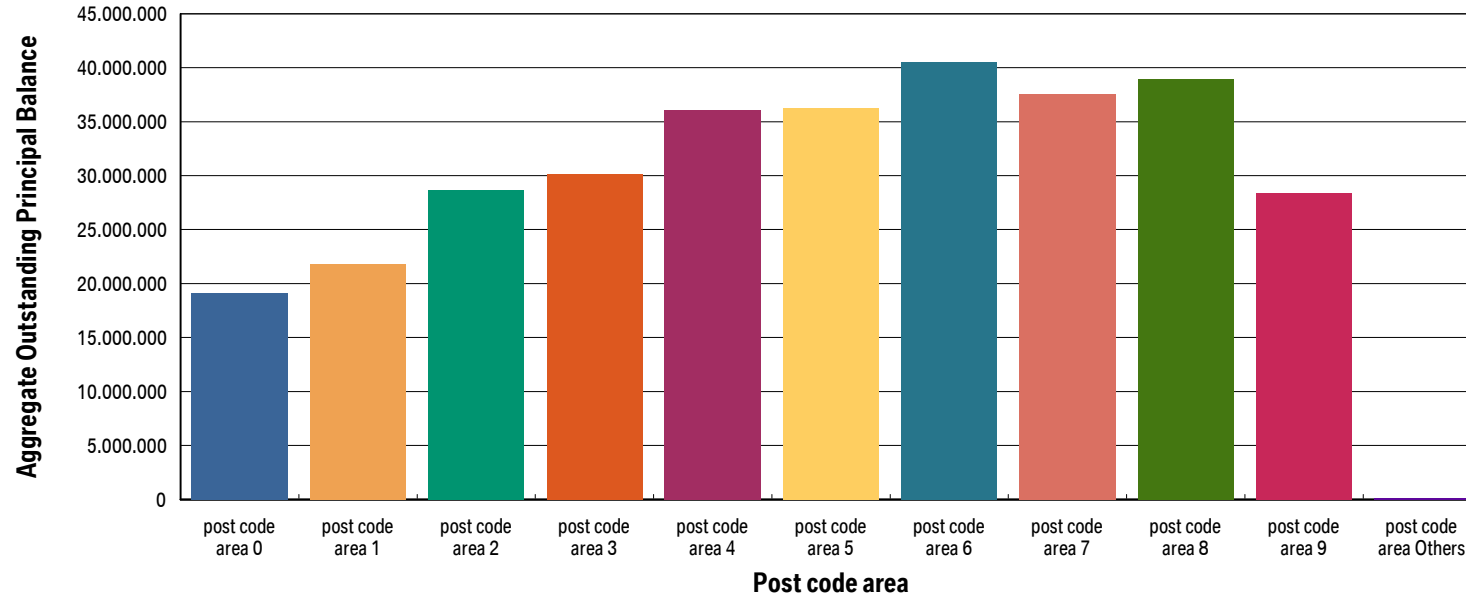
Compartment German Auto Loans 8
Monthly Investor Report



Rolls-Royce
 Motor Cars Limited

Reporting Date	Oct 09, 2020				
Payment Date	Oct 20, 2020				
Period No	29				
Monthly Period	Sept 30, 2020				
Interest Period	From	Sept 21, 2020	to	Oct 20, 2020	= 29 days

16a. Geographical Distribution (graph)



Compartment German Auto Loans 8
Monthly Investor Report



Rolls-Royce
Motor Cars Limited

Reporting Date	Oct 09, 2020			
Payment Date	Oct 20, 2020			
Period No	29			
Monthly Period	Sept 30, 2020			
Interest Period	From	Sept 21, 2020	to	Oct 20, 2020 = 29 days

17. Car Type & Customer Group

Initial Portfolio

Car Type	Aggregate Principal Balance (in EUR)	Aggregate Principal Balance (in % of total)	Number of Contracts	Number of Contracts (in % of total)
New	511,495,773.89	47.57	20,632	36.80
Used	563,804,136.82	52.43	35,439	63.20
Total	1,075,299,910.71	100.00	56,071	100.00

Customer Group	Aggregate Principal Balance (in EUR)	Aggregate Principal Balance (in % of total)	Number of Contracts	Number of Contracts (in % of total)
Commercial	285,100,325.98	26.51	11,022	19.66
Private Individual	790,199,584.73	73.49	45,049	80.34
Total	1,075,299,910.71	100.00	56,071	100.00

Compartment German Auto Loans 8
Monthly Investor Report



Rolls-Royce
Motor Cars Limited

Reporting Date	Oct 09, 2020			
Payment Date	Oct 20, 2020			
Period No	29			
Monthly Period	Sept 30, 2020			
Interest Period	From	Sept 21, 2020	to	Oct 20, 2020 = 29 days

17. Car Type & Customer Group

Portfolio as of: Sept 30, 2020

Car Type	Aggregate Outstanding Principal Balance (in EUR)	Aggregate Outstanding Principal Balance (in % of total)	Number of Contracts	Number of Contracts (in % of total)
New	154,044,279.71	48.49	10,523	38.37
Used	163,608,744.46	51.51	16,905	61.63
Total	317,653,024.17	100.00	27,428	100.00

Customer Group	Aggregate Outstanding Principal Balance (in EUR)	Aggregate Outstanding Principal Balance (in % of total)	Number of Contracts	Number of Contracts (in % of total)
Commercial	75,071,305.95	23.63	4,933	17.99
Private Individual	242,581,718.22	76.37	22,495	82.01
Total	317,653,024.17	100.00	27,428	100.00

Compartment German Auto Loans 8
Monthly Investor Report



Rolls-Royce
Motor Cars Limited

Reporting Date	Oct 09, 2020			
Payment Date	Oct 20, 2020			
Period No	29			
Monthly Period	Sept 30, 2020			
Interest Period	From	Sept 21, 2020	to	Oct 20, 2020 = 29 days

18. Delinquencies

Initial Portfolio

Days past due	Aggregate Principal Balance (in EUR)	Aggregate Principal Balance (in % of total)	Number of Contracts	Number of Contracts (in % of total)
1 - 30	0.00	0.00	0	0.00
31 - 60	0.00	0.00	0	0.00
61 - 90	0.00	0.00	0	0.00
91 - 120	0.00	0.00	0	0.00
> 120	0.00	0.00	0	0.00
Total	0.00	0.00	0	0.00

Portfolio as of: Sept 30, 2020

Days past due	Aggregate Outstanding Principal Balance (in EUR)	Aggregate Outstanding Principal Balance (in % of total)	Number of Contracts	Number of Contracts (in % of total)
1 - 30	4,990,999.64	1.57	313	1.14
31 - 60	1,183,899.09	0.37	75	0.27
61 - 90	660,394.12	0.21	38	0.14
91 - 120	178,723.67	0.06	16	0.06
> 120	400,971.72	0.13	26	0.09
Total	7,414,988.24	2.33	468	1.71

Compartment German Auto Loans 8
Monthly Investor Report



Rolls-Royce
Motor Cars Limited

Reporting Date	Oct 09, 2020				
Payment Date	Oct 20, 2020				
Period No	29				
Monthly Period	Sept 30, 2020				
Interest Period	From	Sept 21, 2020	to	Oct 20, 2020	= 29 days

18a. Delinquencies Analysis

Monthly Period	Performing (in EUR)	31-60 days past due (in EUR)	61-90 days past due (in EUR)	91-120 days past due (in EUR)	>120 days past due (in EUR)
May - 18	1,052,856,026.67	0.00	0.00	0.00	0.00
June - 18	1,025,920,741.08	233,336.96	0.00	0.00	0.00
July - 18	996,483,247.28	481,935.51	31,765.70	0.00	0.00
Aug - 18	966,977,692.08	533,675.23	110,616.76	31,765.70	0.00
Sept - 18	940,700,267.02	1,200,220.42	234,647.64	87,002.36	20,394.58
Oct - 18	912,899,854.06	543,706.97	432,611.31	177,974.36	83,768.01
Nov - 18	885,102,126.56	1,030,841.39	143,861.32	298,949.46	196,304.73
Dec - 18	859,006,011.25	1,132,465.64	387,227.93	143,806.82	311,578.70
Jan - 19	831,440,112.06	802,553.45	520,268.13	277,977.96	279,620.86
Feb - 19	805,436,050.61	953,939.39	337,962.17	429,690.95	317,236.05
Mar - 19	777,512,528.36	1,414,940.60	466,607.47	107,293.91	648,764.98
Apr - 19	750,042,508.62	1,344,947.00	464,953.76	288,803.53	605,195.72
May - 19	723,580,107.76	1,203,515.65	491,288.91	404,880.31	555,124.42
June - 19	699,170,880.02	1,220,494.59	344,122.62	288,224.31	435,128.09
July - 19	671,918,788.11	1,050,200.27	519,348.27	215,474.42	445,405.41
Aug - 19	646,700,075.48	1,450,252.44	423,782.09	327,347.68	677,623.38
Sept - 19	622,958,860.77	1,365,831.71	723,406.80	125,505.19	522,623.73
Oct - 19	599,139,505.67	1,028,057.79	354,923.49	497,668.10	326,784.11
Nov - 19	575,018,741.06	949,662.17	455,421.22	231,164.95	550,476.14
Dec - 19	551,277,351.49	1,175,344.16	519,314.12	237,021.95	502,982.60
Jan - 20	527,378,262.94	1,067,543.00	456,177.99	190,152.74	329,319.61
Feb - 20	507,679,654.72	591,329.72	563,991.48	264,600.98	231,906.73
Mar - 20	482,743,548.41	1,025,658.87	384,458.97	346,664.40	352,753.15
Apr - 20	457,704,057.65	1,229,584.91	490,609.31	204,518.29	487,383.30
May - 20	437,661,276.25	894,453.66	732,959.94	146,072.99	553,232.23
June - 20	417,101,884.42	657,177.27	450,076.20	572,394.07	322,579.68
July - 20	380,570,997.41	707,826.03	403,274.92	246,498.80	456,154.70
Aug - 20	349,034,612.44	1,755,448.30	351,451.13	197,523.36	406,613.06

Compartment German Auto Loans 8
Monthly Investor Report



Rolls-Royce
 Motor Cars Limited

Reporting Date	Oct 09, 2020				
Payment Date	Oct 20, 2020				
Period No	29				
Monthly Period	Sept 30, 2020				
Interest Period	From	Sept 21, 2020	to	Oct 20, 2020	= 29 days

18a. Delinquencies Analysis

Monthly Period	Performing (in EUR)	31-60 days past due (in EUR)	61-90 days past due (in EUR)	91-120 days past due (in EUR)	>120 days past due (in EUR)
Sept - 20	315,229,035.57	1,183,899.09	660,394.12	178,723.67	400,971.72

Compartment German Auto Loans 8
Monthly Investor Report



Rolls-Royce
Motor Cars Limited

Reporting Date	Oct 09, 2020			
Payment Date	Oct 20, 2020			
Period No	29			
Monthly Period	Sept 30, 2020			
Interest Period	From	Sept 21, 2020	to	Oct 20, 2020 = 29 days

19. Seasoning

Initial Portfolio

Group (in months)	Aggregate Principal Balance (in EUR)	Aggregate Principal Balance (in % of total)	Number of Contracts	Number of Contracts (in % of total)
<= 6	492,607,422.31	45.81	23,758	42.37
> 6 - <= 12	391,635,229.03	36.42	20,512	36.58
> 12 - <= 24	130,251,179.08	12.11	7,514	13.40
> 24 - <= 36	49,977,501.72	4.65	3,393	6.05
> 36 - <= 42	5,051,935.82	0.47	397	0.71
> 42 - <= 48	3,810,087.86	0.35	322	0.57
> 48 - <= 53	1,210,666.78	0.11	105	0.19
> 53	755,888.11	0.07	70	0.12
Total	1,075,299,910.71	100.00	56,071	100.00

WA Seasoning (in months):	9.07
Min (in months):	3.00
Max (in months):	67.00

Compartment German Auto Loans 8
Monthly Investor Report



Rolls-Royce
Motor Cars Limited

Reporting Date	Oct 09, 2020			
Payment Date	Oct 20, 2020			
Period No	29			
Monthly Period	Sept 30, 2020			
Interest Period	From	Sept 21, 2020	to	Oct 20, 2020 = 29 days

19. Seasoning

Portfolio as of: Sept 30, 2020

Group (in months)	Aggregate Outstanding Principal Balance (in EUR)	Aggregate Outstanding Principal Balance (in % of total)	Number of Contracts	Number of Contracts (in % of total)
<= 6	0.00	0.00	0	0.00
> 6 - <= 12	0.00	0.00	0	0.00
> 12 - <= 24	0.00	0.00	0	0.00
> 24 - <= 36	231,480,444.74	72.87	18,027	65.72
> 36 - <= 42	69,649,327.32	21.93	7,498	27.34
> 42 - <= 48	9,783,836.33	3.08	1,014	3.70
> 48 - <= 53	4,160,872.02	1.31	490	1.79
> 53	2,578,543.76	0.81	399	1.45
Total	317,653,024.17	100.00	27,428	100.00

WA Seasoning (in months):	35.50
Min (in months):	32.00
Max (in months):	95.00

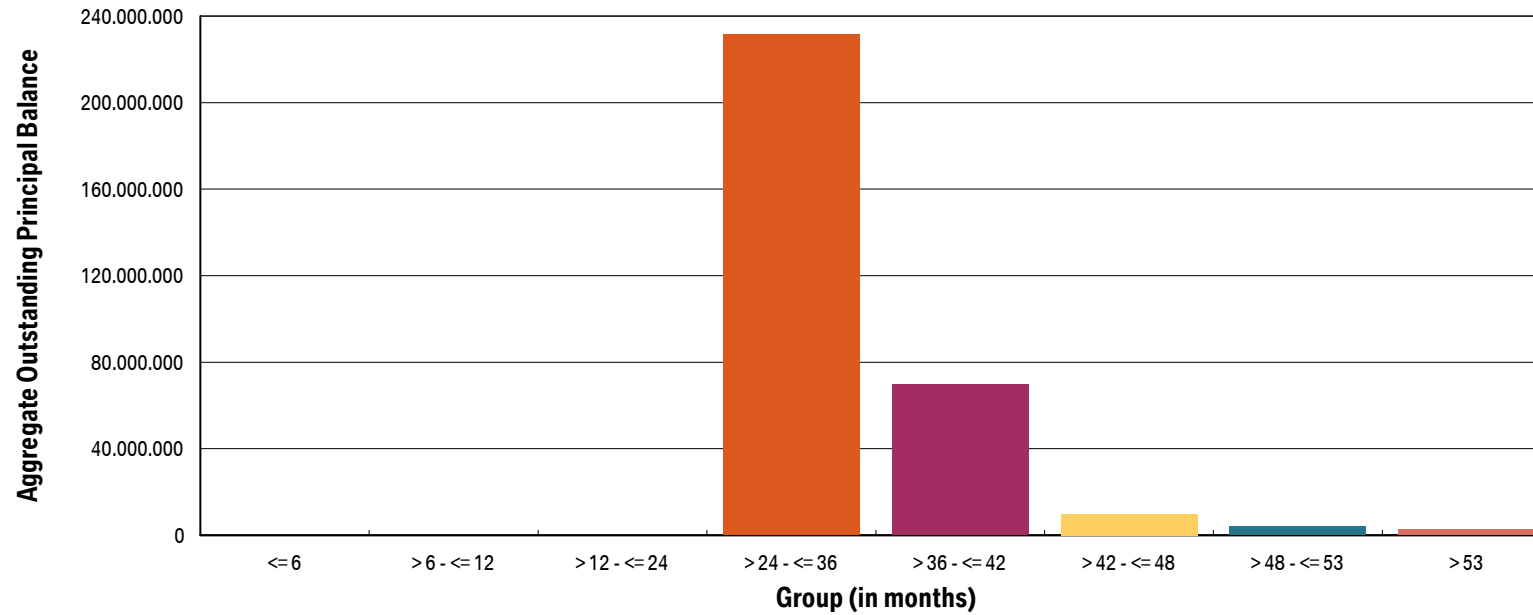
Compartment German Auto Loans 8
Monthly Investor Report



Rolls-Royce
 Motor Cars Limited

Reporting Date	Oct 09, 2020				
Payment Date	Oct 20, 2020				
Period No	29				
Monthly Period	Sept 30, 2020				
Interest Period	From	Sept 21, 2020	to	Oct 20, 2020	= 29 days

19a. Seasoning (graph)



Compartment German Auto Loans 8
Monthly Investor Report



Rolls-Royce
 Motor Cars Limited

Reporting Date	Oct 09, 2020			
Payment Date	Oct 20, 2020			
Period No	29			
Monthly Period	Sept 30, 2020			
Interest Period	From	Sept 21, 2020	to	Oct 20, 2020 = 29 days

20. Remaining Term

Initial Portfolio

Group (in months)	Aggregate Principal Balance (in EUR)	Aggregate Principal Balance (in % of total)	Number of Contracts	Number of Contracts (in % of total)
<= 6	16,053,540.58	1.49	1,460	2.60
> 6 - <= 12	28,451,320.08	2.65	2,297	4.10
> 12 - <= 24	130,153,234.30	12.10	9,416	16.79
> 24 - <= 36	462,331,005.88	43.00	23,661	42.20
> 36 - <= 42	142,815,618.83	13.28	7,056	12.58
> 42 - <= 48	72,965,238.70	6.79	3,327	5.93
> 48 - <= 53	91,317,767.33	8.49	3,738	6.67
> 53	131,212,185.01	12.20	5,116	9.12
Total	1,075,299,910.71	100.00	56,071	100.00

WA Remaining Term (in months):	35.12
Min (in months):	3.00
Max (in months):	60.00

Compartment German Auto Loans 8
Monthly Investor Report



Rolls-Royce
Motor Cars Limited

Reporting Date	Oct 09, 2020			
Payment Date	Oct 20, 2020			
Period No	29			
Monthly Period	Sept 30, 2020			
Interest Period	From	Sept 21, 2020	to	Oct 20, 2020 = 29 days

20. Remaining Term

Portfolio as of: Sept 30, 2020

Group (in months)	Aggregate Outstanding Principal Balance (in EUR)	Aggregate Outstanding Principal Balance (in % of total)	Number of Contracts	Number of Contracts (in % of total)
<= 6	121,446,302.91	38.23	14,712	53.64
> 6 - <= 12	51,404,587.34	16.18	3,999	14.58
> 12 - <= 24	83,501,135.78	26.29	5,362	19.55
> 24 - <= 36	61,300,998.14	19.30	3,355	12.23
> 36 - <= 42	0.00	0.00	0	0.00
> 42 - <= 48	0.00	0.00	0	0.00
> 48 - <= 53	0.00	0.00	0	0.00
> 53	0.00	0.00	0	0.00
Total	317,653,024.17	100.00	27,428	100.00

WA Remaining Term (in months):	12.73
Min (in months):	0.00
Max (in months):	31.00

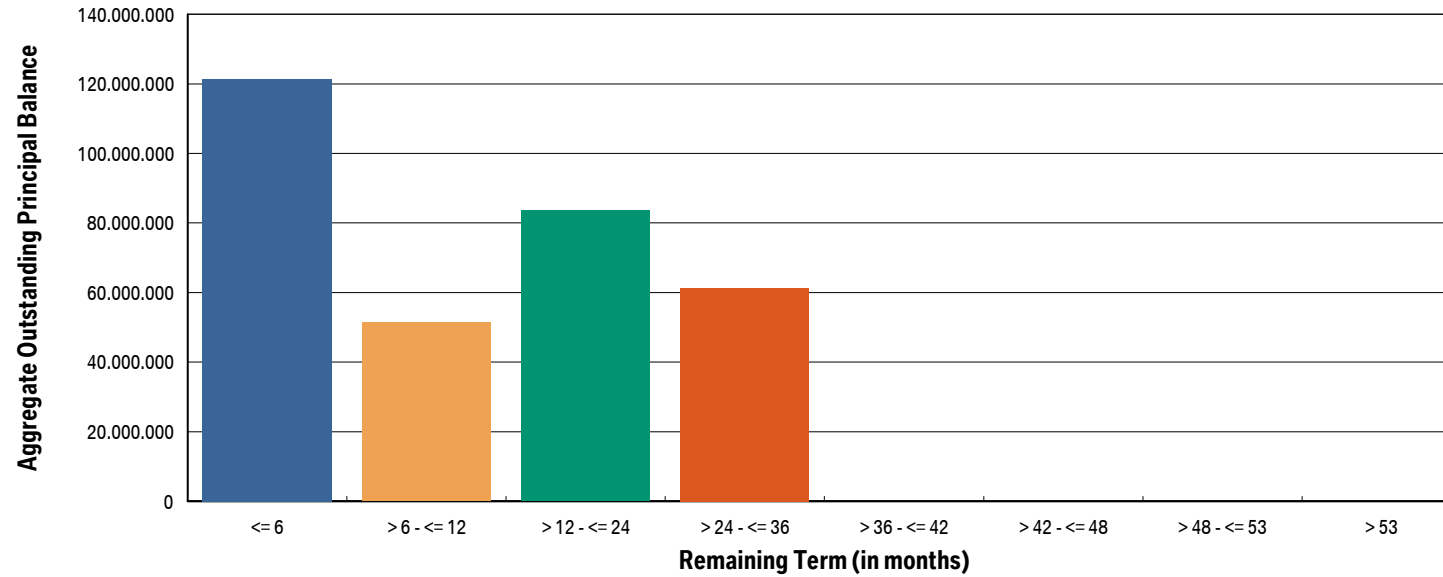
Compartment German Auto Loans 8
Monthly Investor Report



Rolls-Royce
 Motor Cars Limited

Reporting Date	Oct 09, 2020				
Payment Date	Oct 20, 2020				
Period No	29				
Monthly Period	Sept 30, 2020				
Interest Period	From	Sept 21, 2020	to	Oct 20, 2020	= 29 days

20a. Remaining Term (graph)



Compartment German Auto Loans 8
Monthly Investor Report



Rolls-Royce
 Motor Cars Limited

Reporting Date	Oct 09, 2020			
Payment Date	Oct 20, 2020			
Period No	29			
Monthly Period	Sept 30, 2020			
Interest Period	From	Sept 21, 2020	to	Oct 20, 2020 = 29 days

21. Original Term

Initial Portfolio

Group (in months)	Aggregate Principal Balance (in EUR)	Aggregate Principal Balance (in % of total)	Number of Contracts	Number of Contracts (in % of total)
<= 6	0.00	0.00	0	0.00
> 6 - <= 12	683,348.34	0.06	275	0.49
> 12 - <= 24	41,759,800.70	3.88	4,346	7.75
> 24 - <= 36	522,385,630.26	48.58	27,540	49.12
> 36 - <= 42	4,537,430.98	0.42	341	0.61
> 42 - <= 48	231,089,301.46	21.49	11,811	21.06
> 48 - <= 53	850,694.44	0.08	50	0.09
> 53	273,993,704.53	25.48	11,708	20.88
Total	1,075,299,910.71	100.00	56,071	100.00

WA Original Term (in months):	44.19
Min (in months):	7.00
Max (in months):	120.00

Compartment German Auto Loans 8
Monthly Investor Report



Rolls-Royce
Motor Cars Limited

Reporting Date	Oct 09, 2020			
Payment Date	Oct 20, 2020			
Period No	29			
Monthly Period	Sept 30, 2020			
Interest Period	From	Sept 21, 2020	to	Oct 20, 2020 = 29 days

21. Original Term

Portfolio as of: Sept 30, 2020

Group (in months)	Aggregate Outstanding Principal Balance (in EUR)	Aggregate Outstanding Principal Balance (in % of total)	Number of Contracts	Number of Contracts (in % of total)
<= 6	0.00	0.00	0	0.00
> 6 - <= 12	20.00	0.00	1	0.00
> 12 - <= 24	40,069.73	0.01	49	0.18
> 24 - <= 36	109,952,719.86	34.61	12,519	45.64
> 36 - <= 42	1,153,512.41	0.36	173	0.63
> 42 - <= 48	88,702,453.25	27.92	7,210	26.29
> 48 - <= 53	348,442.59	0.11	28	0.10
> 53	117,455,806.33	36.98	7,448	27.15
Total	317,653,024.17	100.00	27,428	100.00

WA Original Term (in months):	48.25
Min (in months):	12.00
Max (in months):	96.00

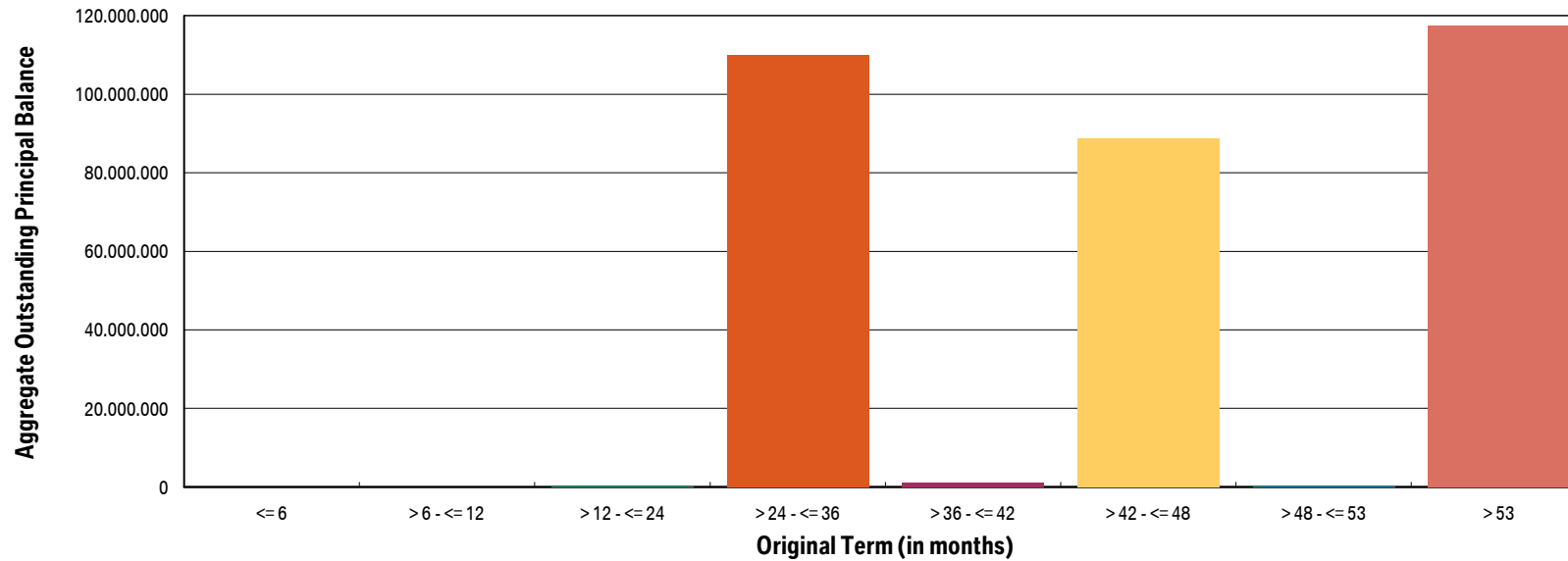
Compartment German Auto Loans 8
Monthly Investor Report



Rolls-Royce
 Motor Cars Limited

Reporting Date	Oct 09, 2020				
Payment Date	Oct 20, 2020				
Period No	29				
Monthly Period	Sept 30, 2020				
Interest Period	From	Sept 21, 2020	to	Oct 20, 2020	= 29 days

21a. Original Term (graph)



Compartment German Auto Loans 8
Monthly Investor Report



Rolls-Royce
Motor Cars Limited

Reporting Date	Oct 09, 2020			
Payment Date	Oct 20, 2020			
Period No	29			
Monthly Period	Sept 30, 2020			
Interest Period	From	Sept 21, 2020	to	Oct 20, 2020 = 29 days

22. Vehicle Class

Initial Portfolio

Group	Aggregate Principal Balance (in EUR)	Aggregate Principal Balance (in % of total)	Number of Contracts	Number of Contracts (in % of total)
BMW 1 Series	129,865,755.35	12.08	9,511	16.96
BMW 2 Series	103,347,732.66	9.61	4,514	8.05
BMW 3 Series	145,598,511.94	13.54	8,561	15.27
BMW 4 Series	69,614,986.52	6.47	2,164	3.86
BMW 5 Series	153,275,207.30	14.25	6,718	11.98
BMW 6 Series	12,574,532.89	1.17	332	0.59
BMW 7 Series	15,588,328.20	1.45	505	0.90
BMW X1 Series	78,758,412.40	7.32	4,211	7.51
BMW X3 Series	67,685,228.04	6.29	2,881	5.14
BMW X4 Series	19,330,655.27	1.80	547	0.98
BMW X5 Series	59,449,059.17	5.53	1,757	3.13
BMW X6 Series	19,564,213.22	1.82	477	0.85
BMW Z Series	6,510,679.28	0.61	382	0.68
BMW i Series	4,017,788.04	0.37	134	0.24
MINI	143,991,857.94	13.39	9,217	16.44
Non BMW Group Models (incl. Motorcycles)	24,654,365.38	2.29	1,725	3.08
Other BMW Group (incl. Motorcycles)	21,472,597.11	2.00	2,435	4.34
Total	1,075,299,910.71	100.00	56,071	100.00

Compartment German Auto Loans 8
Monthly Investor Report



Rolls-Royce
Motor Cars Limited

Reporting Date	Oct 09, 2020			
Payment Date	Oct 20, 2020			
Period No	29			
Monthly Period	Sept 30, 2020			
Interest Period	From	Sept 21, 2020	to	Oct 20, 2020 = 29 days

22. Vehicle Class

Portfolio as of: Sept 30, 2020

Group	Aggregate Outstanding Principal Balance (in EUR)	Aggregate Outstanding Principal Balance (in % of total)	Number of Contracts	Number of Contracts (in % of total)
BMW 1 Series	36,750,771.69	11.57	4,491	16.37
BMW 2 Series	30,189,682.71	9.50	2,356	8.59
BMW 3 Series	43,942,582.20	13.83	4,170	15.20
BMW 4 Series	21,623,541.53	6.81	1,124	4.10
BMW 5 Series	50,033,211.99	15.75	3,523	12.84
BMW 6 Series	3,514,023.24	1.11	143	0.52
BMW 7 Series	4,047,898.07	1.27	213	0.78
BMW X1 Series	24,657,813.06	7.76	2,189	7.98
BMW X3 Series	22,494,720.39	7.08	1,551	5.65
BMW X4 Series	6,034,345.89	1.90	285	1.04
BMW X5 Series	18,263,088.80	5.75	859	3.13
BMW X6 Series	5,024,978.52	1.58	211	0.77
BMW Z Series	1,384,514.66	0.44	157	0.57
BMW i Series	1,274,993.74	0.40	80	0.29
MINI	39,883,037.39	12.56	4,670	17.03
Non BMW Group Models (incl. Motorcycles)	6,070,321.20	1.91	756	2.76
Other BMW Group (incl. Motorcycles)	2,463,499.09	0.78	650	2.37
Total	317,653,024.17	100.00	27,428	100.00

Compartment German Auto Loans 8
Monthly Investor Report



Rolls-Royce
 Motor Cars Limited

Reporting Date	Oct 09, 2020			
Payment Date	Oct 20, 2020			
Period No	29			
Monthly Period	Sept 30, 2020			
Interest Period	From	Sept 21, 2020	to	Oct 20, 2020 = 29 days

23. Payment Type

Initial Portfolio:

Group	Aggregate Principal Balance (in EUR)	Aggregate Principal Balance (in % of total)	Number of Contracts	Number of Contracts (in % of total)
Direct debit	1,072,959,034.30	99.78	55,958	99.80
Self payment	2,340,876.41	0.22	113	0.20
Total	1,075,299,910.71	100.00	56,071	100.00

Portfolio as of: Sept 30, 2020

Group	Aggregate Outstanding Principal Balance (in EUR)	Aggregate Outstanding Principal Balance (in % of total)	Number of Contracts	Number of Contracts (in % of total)
Direct debit	313,609,668.53	98.73	26,953	98.27
Self payment	4,043,355.64	1.27	475	1.73
Total	317,653,024.17	100.00	27,428	100.00

Compartment German Auto Loans 8
Monthly Investor Report



Rolls-Royce
 Motor Cars Limited

Reporting Date	Oct 09, 2020			
Payment Date	Oct 20, 2020			
Period No	29			
Monthly Period	Sept 30, 2020			
Interest Period	From	Sept 21, 2020	to	Oct 20, 2020 = 29 days

24. Interest Rates

Weighted Average Nominal Interest Rate (in %)		
Aggregate Principal Balance (Initial)	1,075,299,910.71	3.20
Aggregate Outstanding Principal Balance	317,653,024.17	3.14

Compartment German Auto Loans 8
Monthly Investor Report



Rolls-Royce
Motor Cars Limited

Reporting Date	Oct 09, 2020			
Payment Date	Oct 20, 2020			
Period No	29			
Monthly Period	Sept 30, 2020			
Interest Period	From	Sept 21, 2020	to	Oct 20, 2020 = 29 days

25. Credit Type

Initial Portfolio

Credit Type	Aggregate Principal Balance (in EUR)	Aggregate Principal Balance (in % of total)	Number of Contracts	Number of Contracts (in % of total)
Balloon	1,065,386,634.83	99.08	54,435	97.08
Equal Instalment Loan	9,913,275.88	0.92	1,636	2.92
Total	1,075,299,910.71	100.00	56,071	100.00

Portfolio as of: Sept 30, 2020

Credit Type	Aggregate Outstanding Principal Balance (in EUR)	Aggregate Outstanding Principal Balance (in % of total)	Number of Contracts	Number of Contracts (in % of total)
Balloon	316,559,354.18	99.66	27,023	98.52
Equal Instalment Loan	1,093,669.99	0.34	405	1.48
Total	317,653,024.17	100.00	27,428	100.00

Compartment German Auto Loans 8
Monthly Investor Report



Rolls-Royce
Motor Cars Limited

Reporting Date	Oct 09, 2020			
Payment Date	Oct 20, 2020			
Period No	29			
Monthly Period	Sept 30, 2020			
Interest Period	From	Sept 21, 2020	to	Oct 20, 2020 = 29 days

26. Contracts Per Customer

Initial Portfolio

Group	Aggregate Principal Balance (in EUR)	Aggregate Principal Balance (in % of total)	Number of Contracts	Number of Contracts (in % of total)
1	1,021,847,444.53	95.03	53,818	95.98
2 - 4	44,933,659.05	4.18	1,879	3.35
5 - 7	2,469,885.89	0.23	109	0.19
8 - 10	879,227.35	0.08	45	0.08
> 10	5,169,693.89	0.48	220	0.39
Total	1,075,299,910.71	100.00	56,071	100.00

Portfolio as of: Sept 30, 2020

Group	Aggregate Outstanding Principal Balance (in EUR)	Aggregate Outstanding Principal Balance (in % of total)	Number of Contracts	Number of Contracts (in % of total)
1	310,780,888.47	97.84	26,981	98.37
2 - 4	6,315,148.59	1.99	412	1.50
5 - 7	338,689.86	0.11	22	0.08
8 - 10	0.00	0.00	0	0.00
> 10	218,297.25	0.07	13	0.05
Total	317,653,024.17	100.00	27,428	100.00

Compartment German Auto Loans 8
Monthly Investor Report



Rolls-Royce
 Motor Cars Limited

Reporting Date	Oct 09, 2020			
Payment Date	Oct 20, 2020			
Period No	29			
Monthly Period	Sept 30, 2020			
Interest Period	From	Sept 21, 2020	to	Oct 20, 2020 = 29 days

27. Amortisation

Initial Portfolio

Period	Principal Balance (in EUR)
	1,075,299,910.71
1	1,061,357,489.07
2	1,047,376,391.98
3	1,028,976,630.62
4	1,011,847,734.98
5	994,587,130.43
6	977,587,209.07
7	960,632,551.19
8	943,395,454.14
9	926,963,774.36
10	910,101,977.23
11	892,419,263.73
12	873,954,514.11
13	855,587,954.26
14	836,259,321.26
15	815,300,347.63
16	796,093,347.75
17	776,144,845.96
18	755,946,281.31
19	735,816,698.97
20	715,114,886.44
21	696,423,052.91
22	680,012,992.58
23	661,963,242.23
24	644,189,851.85
25	627,229,357.25
26	609,753,422.74
27	564,757,889.20
28	525,428,885.48
29	483,696,257.65

Current Portfolio

Period	Principal Balance in EUR	Reduction in EUR
	317,653,024.17	
1	283,292,309.82	34,360,714.35
2	252,517,360.14	30,774,949.68
3	215,273,401.42	37,243,958.72
4	187,843,718.19	27,429,683.23
5	182,467,304.16	5,376,414.03
6	176,711,558.73	5,755,745.43
7	170,844,161.46	5,867,397.27
8	165,353,599.35	5,490,562.11
9	159,794,702.05	5,558,897.30
10	143,294,180.73	16,500,521.32
11	130,073,252.90	13,220,927.83
12	117,867,595.96	12,205,656.94
13	107,565,536.81	10,302,059.15
14	98,769,324.72	8,796,212.09
15	90,005,731.20	8,763,593.52
16	82,022,339.01	7,983,392.19
17	79,579,661.02	2,442,677.99
18	76,810,109.43	2,769,551.59
19	73,927,751.08	2,882,358.35
20	71,414,302.25	2,513,448.83
21	68,660,922.26	2,753,379.99
22	58,808,856.40	9,852,065.86
23	49,568,993.65	9,239,862.75
24	40,150,090.20	9,418,903.45
25	30,633,822.96	9,516,267.24
26	20,730,686.83	9,903,136.13
27	9,701,922.18	11,028,764.65
28	12,995.76	9,688,926.42
29	6,326.27	6,669.49

Compartment German Auto Loans 8
Monthly Investor Report



Rolls-Royce
 Motor Cars Limited

Reporting Date	Oct 09, 2020			
Payment Date	Oct 20, 2020			
Period No	29			
Monthly Period	Sept 30, 2020			
Interest Period	From	Sept 21, 2020	to	Oct 20, 2020 = 29 days

27. Amortisation

Initial Portfolio

Period	Principal Balance (in EUR)
30	440,605,305.95
31	392,140,353.45
32	334,901,312.09
33	293,075,233.85
34	284,499,363.79
35	275,210,944.10
36	266,153,461.44
37	257,195,264.89
38	248,644,221.55
39	223,065,697.54
40	201,939,995.92
41	183,125,587.37
42	167,020,001.82
43	153,550,322.74
44	140,072,333.42
45	127,680,743.83
46	123,787,776.71
47	119,433,902.10
48	115,054,784.43
49	110,871,342.68
50	106,578,147.42
51	90,866,337.94
52	76,260,088.19
53	62,040,002.52
54	46,852,592.27
55	31,749,212.54
56	14,675,475.77
57	16,968.32
58	8,236.30
59	1,913.98

Current Portfolio

Period	Principal Balance in EUR	Reduction in EUR
30	1,326.56	4,999.71
31	0.00	1,326.56
32	0.00	0.00
33	0.00	0.00
34	0.00	0.00
35	0.00	0.00
36	0.00	0.00
37	0.00	0.00
38	0.00	0.00
39	0.00	0.00
40	0.00	0.00
41	0.00	0.00
42	0.00	0.00
43	0.00	0.00
44	0.00	0.00
45	0.00	0.00
46	0.00	0.00
47	0.00	0.00
48	0.00	0.00
49	0.00	0.00
50	0.00	0.00
51	0.00	0.00
52	0.00	0.00
53	0.00	0.00
54	0.00	0.00
55	0.00	0.00
56	0.00	0.00
57	0.00	0.00
58	0.00	0.00
59	0.00	0.00

Compartment German Auto Loans 8
Monthly Investor Report



Rolls-Royce
 Motor Cars Limited

Reporting Date	Oct 09, 2020			
Payment Date	Oct 20, 2020			
Period No	29			
Monthly Period	Sept 30, 2020			
Interest Period	From	Sept 21, 2020	to	Oct 20, 2020 = 29 days

27. Amortisation

Initial Portfolio

Period	Principal Balance (in EUR)
60	0.00

Current Portfolio

Period	Principal Balance in EUR	Reduction in EUR
60	0.00	0.00

Compartment German Auto Loans 8
Monthly Investor Report



Rolls-Royce
 Motor Cars Limited

Reporting Date	Oct 09, 2020			
Payment Date	Oct 20, 2020			
Period No	29			
Monthly Period	Sept 30, 2020			
Interest Period	From	Sept 21, 2020	to	Oct 20, 2020 = 29 days

28. Priority of Payments

Priority of Payments*

Available Distribution Amount	+	40,374,673.94
Taxes	-	0.00
Trustee Payment	-	0.00
Senior Expenses	-	2,373.69
Swap Net Payment	-	50,756.33
Class A Interest	-	0.00
Class B Interest	-	60,661.68
Cash Reserve	-	5,380,000.00
Principal Class A	-	34,880,882.24
Principal Class B	-	0.00
Swap Termination Event	-	0.00
Subordinated Loan Interest	-	0.00
Subordinated Loan Principal	-	0.00
Seller	-	0.00

*all Amounts in EUR

Compartment German Auto Loans 8
Monthly Investor Report



Rolls-Royce
 Motor Cars Limited

Reporting Date	Oct 09, 2020			
Payment Date	Oct 20, 2020			
Period No	29			
Monthly Period	Sept 30, 2020			
Interest Period	From	Sept 21, 2020	to	Oct 20, 2020 = 29 days

29. Transaction Costs

	Class A	Class B	Subordinated Loan	Total
Senior Expenses				2,373.69
Interest accrued for the Period (in EUR)	0.00	60,661.68	3,124.73	63,786.41
Interest payments for the Period (in EUR)	0.00	60,661.68	0.00	60,661.68
Cumulative Interest Payments (in EUR)	292,400.00	1,857,394.98	0.00	2,149,794.98
Unpaid Interest for the Period (in EUR)	0.00	0.00	3,124.73	3,124.73
Cumulative Unpaid Interest (in EUR)	0.00	0.00	110,112.91	110,112.91

Compartment German Auto Loans 8
Monthly Investor Report



Rolls-Royce
Motor Cars Limited

Reporting Date	Oct 09, 2020			
Payment Date	Oct 20, 2020			
Period No	29			
Monthly Period	Sept 30, 2020			
Interest Period	From	Sept 21, 2020	to	Oct 20, 2020 = 29 days

30. Ratings

			Fitch	S&P	Moody's	DBRS
Notes - current ratings						
	Class A		AAA	AAA	N/A	N/A
	Class B		N/A	N/A	N/A	N/A

			Fitch	S&P	Moody's	DBRS	Trigger Breached
Transaction Parties - current ratings							
	BMW AG	long term	N/A	A	A2	A high	no
		short term	N/A	A-1	P-1	N/A	no
Issuer Account Bank:	Bank of New York Mellon, Frankfurt Branch	long term	AA+	AA-	N/A	N/A	no
		short term	F1+	A-1+	N/A	N/A	no
Swap Provider:	Skandinaviska Enskilda Banken AB (publ)	long term	AA+	A+	N/A	N/A	no
		short term	F1+	A-1	N/A	N/A	no
Calculation Agent:	Bank of New York Mellon, London Branch	long term	AA	AA-	N/A	N/A	no
		short term	F1+	A-1+	N/A	N/A	no
Trustee:	BNY Mellon Corporate Trustee Services Limited	long term	AA	AA-	N/A	N/A	no
		short term	F1+	A-1+	N/A	N/A	no

			Fitch	S&P	Moody's	DBRS
Transaction Parties - required ratings						
	BMW AG	long term	A	N/A	N/A	N/A
		short term	F1	N/A	N/A	N/A
Issuer Account Bank:	Bank of New York Mellon, Frankfurt Branch	long term	A	A+	N/A	N/A
		short term	F1	A-1	N/A	N/A
Swap Provider:	Skandinaviska Enskilda Banken AB (publ)	long term	A	A+	N/A	N/A
		short term	F1	A-1	N/A	N/A

Compartment German Auto Loans 8
Monthly Investor Report



Rolls-Royce
 Motor Cars Limited

Reporting Date	Oct 09, 2020			
Payment Date	Oct 20, 2020			
Period No	29			
Monthly Period	Sept 30, 2020			
Interest Period	From	Sept 21, 2020	to	Oct 20, 2020 = 29 days

31. Swap Counterparty Data

Swap Counterparty Data	
Swap counterparty provider	Skandinaviska Enskilda Banken AB (publ)
Swap termination event	No

Swap Data	
Swap type	Fixed floating interest rate swap
Notional amount (in EUR)	231,265,369.86
Fixed rate (in %)	-0.2480
Floating rate (Euribor in %)	-0.5290
Net swap payments (in EUR) (- from SPV / + to SPV)	-50,756.33