



**Bavarian Sky S.A., Compartment German Auto Loans 8**

**Monthly Investor Report - August 2020**

**BMW  
GROUP**



**Rolls-Royce**  
Motor Cars Limited

# Compartment German Auto Loans 8

## Monthly Investor Report

**BMW**  
**GROUP**



Rolls-Royce  
Motor Cars Limited

Reporting Date	Sept 10, 2020
Payment Date	Sept 21, 2020
Period No	28
Monthly Period	Aug 31, 2020
Interest Period	From Aug 20, 2020 to Sept 21, 2020 = 32 days

### Index

1. Contact Information
2. Reporting Contact Details
3. Counterparty History
4. Overview Dates
5. Portfolio Information
6. Reserves
7. Performance Data
8. Defaulted Amount & Recovery Amount
9. Defaulted Amount & Recovery Amount - Loan Level Data
10. Outstanding Note Balance
11. Original Principal Balance
12. Aggregate Principal Balance
13. Aggregate Outstanding Principal Balance
14. Down Payments
15. Borrower Concentration
16. Geographical Distribution
17. Car Type & Customer Group
18. Delinquencies
19. Seasoning
20. Remaining Term
21. Original Term
22. Vehicle Class
23. Payment Type
24. Interest Rates
25. Credit Type
26. Contracts per Customer
27. Amortisation
28. Priority of Payments
29. Transaction Costs
30. Ratings
31. Swap Counterparty Data

**Compartment German Auto Loans 8**  
**Monthly Investor Report**

**BMW**  
**GROUP**



Rolls-Royce  
Motor Cars Limited

Reporting Date	Sept 10, 2020
Payment Date	Sept 21, 2020
Period No	28
Monthly Period	Aug 31, 2020
Interest Period	From Aug 20, 2020 to Sept 21, 2020 = 32 days

**1. Contact Information**

**Transaction Parties**

**Issuer:** **Bavarian Sky S.A.**  
Acting in respect of its Compartment German Auto Loans 8  
2a, rue Nicolas Bové  
L-1253 Luxembourg  
Luxembourg  
Attn.: The Directors  
BavarianSky@intertrustgroup.com  
+352 26 4491

**Corporate Administrator:** **Intertrust (Luxembourg) S.à r.l.**  
6, Rue Eugène Ruppert  
L-2453 Luxembourg  
Luxembourg  
Attn.: BUO - Capital Markets  
LU-BavarianSky@intertrustgroup.com  
+352 26 44 91

**Originator/Servicer:** **BMW Bank GmbH**  
Lilienthalallee 26  
80939 Munich  
Germany  
Attn.: Antoun Zakhour  
abs.bmwgroup@bmw.de  
+49-89-382-61467  
Attn.: Michael Dalchow  
abs.bmwgroup@bmw.de  
+49-89-382-53070

**Compartment German Auto Loans 8**  
**Monthly Investor Report**

**BMW**  
**GROUP**



Rolls-Royce  
Motor Cars Limited

Reporting Date	Sept 10, 2020
Payment Date	Sept 21, 2020
Period No	28
Monthly Period	Aug 31, 2020
Interest Period	From Aug 20, 2020 to Sept 21, 2020 = 32 days

**1. Contact Information**

**Transaction Parties**

**Calculation Agent/Paying Agent/**

**Bank of New York Mellon, London Branch**

One Canada Square  
E14 5AL London  
United Kingdom  
Attn.: Corporate Trust Administration  
BNYM.structured.finance.team.8@bnymellon.com

**Trustee:**

**BNY Mellon Corporate Trustee Services Limited**

One Canada Square  
E14 5AL London  
United Kingdom  
Attn.: Corporate Trust Administration  
BNYM.structured.finance.team.8@bnymellon.com

**Issuer Account Bank:**

**Bank of New York Mellon, Frankfurt Branch**

Friedrich-Ebert-Anlage 49, Messeturm  
60327 Frankfurt am Main  
Germany  
Attn.: Corporate Trust Administrator  
BNYM.Structured.Finance.Team.8@bnymellon.com

# Compartment German Auto Loans 8

## Monthly Investor Report

# BMW GROUP



Rolls-Royce  
Motor Cars Limited

Reporting Date	Sept 10, 2020
Payment Date	Sept 21, 2020
Period No	28
Monthly Period	Aug 31, 2020
Interest Period	From Aug 20, 2020 to Sept 21, 2020 = 32 days

### 1. Contact Information

#### Transaction Parties

##### Data Trustee:

**Bank of New York Mellon, Frankfurt Branch**  
Friedrich-Ebert-Anlage 46, Messeturm  
60327 Frankfurt am Main  
Germany  
Attn.: Corporate Trust Administration  
BNYM.structured.finance.team.8@bnymellon.com

##### Swap Counterparty:

**Skandinaviska Enskilda Banken AB (publ)**  
Kungsträdgårdsgatan 8  
SE-106 40 Stockholm  
Sweden  
docunit@seb.se

##### Rating Agencies:

**Fitch Ratings Ltd**  
30 North Colonnade, Canary Wharf  
E14 5GN London  
United Kingdom  
ABSsurveillance@fitchratings.com

**Standard & Poor's Credit Market Services Europe Limited**  
20 Canada Square, Canary Wharf  
E14 5LH London  
United Kingdom  
StructuredFinanceEurope@spglobal.com

**Compartment German Auto Loans 8**  
**Monthly Investor Report**

**BMW**  
**GROUP**



Rolls-Royce  
Motor Cars Limited

Reporting Date	Sept 10, 2020
Payment Date	Sept 21, 2020
Period No	28
Monthly Period	Aug 31, 2020
Interest Period	From Aug 20, 2020 to Sept 21, 2020 = 32 days

**2. Reporting Contact Details**

**Contact for Servicer Report (Portfolio related information in Investor Report)**

**Contact for Investor Reporting:**

**BMW Bank GmbH**

Lilienthalallee 26  
80939 Munich  
Germany  
Attn.: Antoun Zakhour  
abs.bmwgroup@bmw.de  
+49-89-382-61467

Attn.: Michael Dalchow  
abs.bmwgroup@bmw.de  
+49-89-382-53070

**Calculation Agent:**

**Bank of New York Mellon, London Branch**

One Canada Square  
E14 5AL London  
United Kingdom  
Attn. Corporate Trust Administration  
BNYM.structured.finance.team.8@bnymellon.com

**Compartment German Auto Loans 8**  
**Monthly Investor Report**

**BMW**  
**GROUP**



Rolls-Royce  
Motor Cars Limited

Reporting Date	Sept 10, 2020		
Payment Date	Sept 21, 2020		
Period No	28		
Monthly Period	Aug 31, 2020		
Interest Period	From	Aug 20, 2020	to Sept 21, 2020 = 32 days

**3. Counterparty History**

Replacement Party to be added if applicable

**Compartment German Auto Loans 8**  
**Monthly Investor Report**



Rolls-Royce  
 Motor Cars Limited

Reporting Date	Sept 10, 2020			
Payment Date	Sept 21, 2020			
Period No	28			
Monthly Period	Aug 31, 2020			
Interest Period	From	Aug 20, 2020	to	Sept 21, 2020 = 32 days

**4. Overview Dates**

<b>Initial Cut-Off Date:</b>	30/04/2018		
<b>Issue Date:</b>	01/05/2018	<b>Legal Maturity Date:</b>	20/06/2025
<b>Reporting Date</b>	10/09/2020		
<b>Investor Reporting Date</b>	17/09/2020		
<b>Interest Determination Date</b>	18/08/2020		
<b>Reporting Frequency:</b>	monthly		
<b>Monthly Period No. (since Issue Date):</b>	28	<b>(since Issue Date)</b>	
<b>Payment Date:</b>	21/09/2020		
<b>Next Payment Date</b>	20/10/2020		
<b>Monthly Period:</b>	01/08/2020	<b>until</b>	31/08/2020



**Compartment German Auto Loans 8**  
**Monthly Investor Report**



Rolls-Royce  
Motor Cars Limited

Reporting Date	Sept 10, 2020		
Payment Date	Sept 21, 2020		
Period No	28		
Monthly Period	Aug 31, 2020		
Interest Period	From	Aug 20, 2020	to Sept 21, 2020 = 32 days

**5. Portfolio Information**

<b>Outstanding receivables in EUR</b>	current period <b>Aggregate outstanding principal balance</b>	prior period <b>Aggregate outstanding principal balance</b>
<b>Beginning of period in EUR</b>	382,384,751.86	419,104,111.64
Scheduled principal payments in EUR	23,479,632.27	26,992,843.60
Prepayment* principal in EUR	6,159,913.78	8,467,541.51
Prepayments* number of contracts	424	566
Repurchases* principal in EUR	851,639.71	1,105,333.43
Repurchases* number of contracts	49	64
<b>Total principal collections in EUR</b>	30,491,185.76	36,565,718.54
<b>Total interest collections in EUR</b>	975,350.65	1,073,155.73
<b>Defaulted Amounts in EUR</b>	264,284.68	234,423.59
<b>Recoveries in EUR</b>	116,366.87	80,782.35
<b>Late Recoveries in EUR</b>	64,512.39	33,455.26
<b>End of Period in EUR</b>	351,745,648.29	382,384,751.86
<b>Current prepayment rate (annualised) in %</b>	18.76	23.05

\* Prepayments are defined as all contracts that are early settled by the borrower and repurchases are defined as all contracts that are repurchased due to modification of contract.

**Compartment German Auto Loans 8**  
**Monthly Investor Report**



Rolls-Royce  
Motor Cars Limited

Reporting Date	Sept 10, 2020				
Payment Date	Sept 21, 2020				
Period No	28				
Monthly Period	Aug 31, 2020				
Interest Period	From	Aug 20, 2020	to	Sept 21, 2020	= 32 days

**6. Reserves**

**Aggregate outstanding notes balance**

Initial outstanding notes balance in EUR 1,075,300,000.00

<b>Cash Reserve</b>	<b>in EUR</b>
Outstanding cash reserve beginning of period	5,380,000.00
Interest on cash reserve - previous period	0.00
Required cash reserve	5,380,000.00
Outstanding cash reserve end of period	5,380,000.00

<b>Triggers*</b>								
Reserves	Current ratio	Trigger	Required Rating BMW AG				Trigger Breach	
			Fitch	S&P	Moody's	DBRS		
Commingling Reserve			Long Term	A	N/A	N/A	N/A	no
			Short Term	F1	N/A	N/A	N/A	no

\* Breach of one of these triggers in conjunction with any other event as set out in the Servicing Agreement and/or the Receivables Purchase Agreement will oblige BMW Bank GmbH to post additional cash collateral. The Reserves will be adjusted on a monthly basis and shall be deposited in the Issuer Account and exclusively reserved to cover risks.

<b>Commingling Reserve</b>	<b>in EUR</b>
Outstanding Commingling Reserve end of period	0.00

**Set-Off Risk (current ratio): 0,02%**

**Compartment German Auto Loans 8**  
**Monthly Investor Report**



Rolls-Royce  
 Motor Cars Limited

Reporting Date	Sept 10, 2020		
Payment Date	Sept 21, 2020		
Period No	28		
Monthly Period	Aug 31, 2020		
Interest Period	From	Aug 20, 2020	to Sept 21, 2020 = 32 days

**7. Performance Data**

**Aggregate outstanding notes balance**

Beginning of period (in EUR)	337,956,191.88
End of period (in EUR)	306,565,369.86

**Ratios**

<b>31- 60 days past due</b>	(in EUR)	(in %)
31- 60 days past due period before previous period	657,177.27	0.16
31- 60 days past due previous period	707,826.03	0.19
31- 60 days past due current period	1,755,448.30	0.50

<b>61- 90 days past due</b>	(in EUR)	(in %)
61- 90 days past due period before previous period	450,076.20	0.11
61- 90 days past due previous period	403,274.92	0.11
61- 90 days past due current period	351,451.13	0.10

<b>Cumulative net loss ratio</b>	<b>Current ratio</b>
Cumulative net loss ratio (in %)	0.37

**Compartment German Auto Loans 8**  
**Monthly Investor Report**



Rolls-Royce  
 Motor Cars Limited

Reporting Date	Sept 10, 2020			
Payment Date	Sept 21, 2020			
Period No	28			
Monthly Period	Aug 31, 2020			
Interest Period	From	Aug 20, 2020	to	Sept 21, 2020 = 32 days

**7. Performance Data**

<b>Performance data</b>	
Number of contracts being 31 - 60 days delinquent	104
Number of contracts being 61 - 90 days delinquent	24
Balance of contracts being 31 - 60 days delinquent (in EUR)	1,755,448.30
Balance of contracts being 61 - 90 days delinquent (in EUR)	351,451.13
Defaulted amounts (in EUR)	264,284.68
Cumulative defaulted amounts (in EUR)	7,951,676.00
Recoveries (in EUR)	116,366.87
Cumulative recoveries (in EUR)	3,988,129.69

**Compartment German Auto Loans 8**  
**Monthly Investor Report**



Rolls-Royce  
Motor Cars Limited

Reporting Date	Sept 10, 2020		
Payment Date	Sept 21, 2020		
Period No	28		
Monthly Period	Aug 31, 2020		
Interest Period	From	Aug 20, 2020	to Sept 21, 2020 = 32 days

**8. Defaulted Amount & Recovery Amount**

**(as at end of Monthly Period)**

Collection Period	No. of Defaulted Agreements in Collection Period	Defaulted Amount in Collection Period (in EUR)	Cumulative Defaulted Amount since Initial Cut-Off Date (in EUR)	Cumulative Amount of Purchased Receivables (in EUR)	Cumulative Default Ratio (in %)	Recovery Amount in Collection Period (in EUR)	Cumulative Recoveries since Initial Cut-Off Date (in EUR)	Cumulative Net Losses (in EUR)	Cumulative Net Loss Ratio (in %)
Apr - 18	0	n/a	n/a	1,075,299,910.71	n/a	n/a	n/a	n/a	n/a
May - 18	5	29.93	29.93	1,075,299,910.71	0.00	0.00	0.00	29.93	0.00
June - 18	10	58.65	88.58	1,075,299,910.71	0.00	0.00	0.00	88.58	0.00
July - 18	20	43,550.19	43,638.77	1,075,299,910.71	0.00	31,120.50	31,120.50	12,518.27	0.00
Aug - 18	21	52,335.52	95,974.29	1,075,299,910.71	0.01	43,026.13	74,146.63	21,827.66	0.00
Sept - 18	10	144,020.39	239,994.68	1,075,299,910.71	0.02	101,063.56	175,210.19	64,784.49	0.01
Oct - 18	18	265,575.90	505,570.58	1,075,299,910.71	0.05	170,175.25	345,385.44	160,185.14	0.01
Nov - 18	23	274,156.35	779,726.93	1,075,299,910.71	0.07	182,720.89	528,106.33	251,620.60	0.02
Dec - 18	15	183,031.54	962,758.47	1,075,299,910.71	0.09	118,416.24	646,522.57	316,235.90	0.03
Jan - 19	31	205,947.54	1,168,706.01	1,075,299,910.71	0.11	121,636.11	768,158.68	400,547.33	0.04
Feb - 19	34	277,525.24	1,446,231.25	1,075,299,910.71	0.13	104,047.73	872,206.41	574,024.84	0.05
Mar - 19	25	249,275.97	1,695,507.22	1,075,299,910.71	0.16	104,890.70	977,097.11	718,410.11	0.07
Apr - 19	36	381,440.83	2,076,948.05	1,075,299,910.71	0.19	223,327.99	1,200,425.10	876,522.95	0.08
May - 19	33	483,294.57	2,560,242.62	1,075,299,910.71	0.24	190,980.91	1,391,406.01	1,168,836.61	0.11
June - 19	46	690,066.43	3,250,309.05	1,075,299,910.71	0.30	312,483.34	1,703,889.35	1,546,419.70	0.14
July - 19	35	225,132.76	3,475,441.81	1,075,299,910.71	0.32	106,480.42	1,810,369.77	1,665,072.04	0.15
Aug - 19	24	155,658.28	3,631,100.09	1,075,299,910.71	0.34	107,172.62	1,917,542.39	1,713,557.70	0.16
Sept - 19	37	549,608.05	4,180,708.14	1,075,299,910.71	0.39	155,254.75	2,072,797.14	2,107,911.00	0.20
Oct - 19	34	587,989.99	4,768,698.13	1,075,299,910.71	0.44	320,188.83	2,392,985.97	2,375,712.16	0.22
Nov - 19	30	331,494.05	5,100,192.18	1,075,299,910.71	0.47	161,968.74	2,554,954.71	2,545,237.47	0.24
Dec - 19	33	263,988.22	5,364,180.40	1,075,299,910.71	0.50	88,794.24	2,643,748.95	2,720,431.45	0.25
Jan - 20	30	700,424.98	6,064,605.38	1,075,299,910.71	0.56	456,246.84	3,099,995.79	2,964,609.59	0.28
Feb - 20	31	368,735.36	6,433,340.74	1,075,299,910.71	0.60	152,175.27	3,252,171.06	3,181,169.68	0.30
Mar - 20	21	211,926.49	6,645,267.23	1,075,299,910.71	0.62	145,671.01	3,397,842.07	3,247,425.16	0.30
Apr - 20	18	274,370.06	6,919,637.29	1,075,299,910.71	0.64	135,356.64	3,533,198.71	3,386,438.58	0.31
May - 20	13	72,885.20	6,992,522.49	1,075,299,910.71	0.65	13,901.21	3,547,099.92	3,445,422.57	0.32
June - 20	28	460,445.24	7,452,967.73	1,075,299,910.71	0.69	243,880.55	3,790,980.47	3,661,987.26	0.34
July - 20	29	234,423.59	7,687,391.32	1,075,299,910.71	0.71	80,782.35	3,871,762.82	3,815,628.50	0.35
Aug - 20	27	264,284.68	7,951,676.00	1,075,299,910.71	0.74	116,366.87	3,988,129.69	3,963,546.31	0.37

**Compartment German Auto Loans 8**  
**Monthly Investor Report**



Rolls-Royce  
Motor Cars Limited

Reporting Date	Sept 10, 2020		
Payment Date	Sept 21, 2020		
Period No	28		
Monthly Period	Aug 31, 2020		
Interest Period	From	Aug 20, 2020	to Sept 21, 2020 = 32 days

**9. Defaulted Amount & Recovery Amount - Loan Level Data\***

	Month / Year of Default	Month / Year of Loan Origination	Principal Balance (Initial in EUR)	Principal Balance of Loan at Default (in EUR)	Recovery Total (in EUR)	Principal Balance End of Period (in EUR)	Object Type (new / used)	Vehicle Series	Customer Type (private / commercial)	Out of Deal (Month / Year)
1	July - 18	Oct - 17	43,915.53	43,448.47	29,744.58	13,703.89	Used	6 Series	Commercial	
2	Aug - 18	Sept - 17	32,607.38	32,607.38	32,607.38	0.00	New	MINI	Private	
3	Sept - 18	Aug - 17	25,285.96	24,850.40	21,445.80	3,404.60	Used	4 Series	Private	
4	Sept - 18	Apr - 17	8,810.96	8,554.46	6,179.09	2,375.37	Used	3 Series	Private	
5	Sept - 18	Jan - 18	34,985.52	34,985.52	24,188.16	10,797.36	New	X3 Series	Private	
6	Oct - 18	Apr - 17	21,174.10	4,844.74	-62.75	4,907.49	Used	Non BMW Group (incl. Motorcycles)	Commercial	
7	Oct - 18	Sept - 17	69,895.20	67,797.97	57,321.31	10,476.66	New	X6 Series	Private	
8	Oct - 18	Aug - 14	15,395.68	15,151.54	15,151.54	0.00	Used	X5 Series	Private	
9	Oct - 18	Dec - 17	52,699.94	23,750.78	-17.57	23,768.35	New	X6 Series	Commercial	
10	Oct - 18	Dec - 17	33,454.33	32,867.89	25,768.57	7,099.32	New	MINI	Private	
11	Oct - 18	Nov - 17	9,417.90	9,217.91	4,629.27	4,588.64	New	Other BMW Group	Commercial	
12	Nov - 18	June - 17	4,279.25	3,969.33	3,969.33	0.00	Used	Other BMW Group	Private	
13	Nov - 18	Dec - 17	74,534.70	72,521.39	61,647.91	10,873.48	Used	X5 Series	Commercial	
14	Nov - 18	Dec - 17	2,718.02	2,474.07	2,474.07	0.00	Used	Non BMW Group (incl. Motorcycles)	Commercial	
15	Nov - 18	Dec - 16	33,838.24	31,122.49	21,699.71	9,422.78	Used	7 Series	Commercial	
16	Nov - 18	Nov - 17	40,798.71	40,559.21	20,016.61	20,542.60	New	4 Series	Commercial	
17	Nov - 18	Oct - 17	5,993.85	2,881.48	5.82	2,875.66	Used	3 Series	Commercial	
18	Nov - 18	Dec - 17	52,699.94	22,768.53	-182.67	23,005.36	New	X6 Series	Commercial	
19	Nov - 18	July - 16	13,691.59	13,042.16	7,297.27	5,744.89	Used	X1 Series	Private	
20	Dec - 18	Aug - 15	19,148.62	18,468.44	10,538.74	7,929.70	New	1 Series	Private	
21	Dec - 18	Oct - 17	12,808.51	4,321.50	-107.40	4,443.77	Used	3 Series	Commercial	
22	Dec - 18	July - 17	20,400.51	20,394.58	8,394.07	12,054.19	Used	X3 Series	Private	
23	Dec - 18	Nov - 17	24,815.15	22,648.77	19,077.07	3,571.70	Used	5 Series	Private	
24	Dec - 18	July - 17	49,294.69	45,264.48	34,249.17	11,015.31	New	5 Series	Commercial	
25	Jan - 19	Jan - 18	34,106.54	32,890.97	25,381.60	7,616.20	New	5 Series	Private	
26	Jan - 19	Nov - 17	24,831.66	23,445.68	10,385.46	13,060.22	Used	X5 Series	Commercial	
27	Jan - 19	Sept - 17	26,945.21	26,413.21	15,848.80	10,564.41	New	2 Series	Private	
28	Jan - 19	Oct - 16	35,538.50	15,832.12	-116.15	15,956.95	New	5 Series	Commercial	
29	Jan - 19	Apr - 16	6,321.61	4,670.72	4,670.72	0.00	Used	5 Series	Private	
30	Jan - 19	Mar - 17	4,342.83	2,383.35	-53.04	2,436.39	Used	Non BMW Group (incl. Motorcycles)	Commercial	
31	Jan - 19	Jan - 18	29,164.31	28,068.84	16,915.16	11,153.68	New	MINI	Commercial	
32	Jan - 19	Nov - 17	21,537.41	21,267.60	4,430.43	16,837.17	Used	X6 Series	Commercial	
33	Jan - 19	Sept - 17	26,011.75	25,489.99	25,489.99	0.00	Used	X3 Series	Private	
34	Feb - 19	Sept - 17	38,315.80	37,634.78	27,030.72	10,677.41	New	3 Series	Private	
35	Feb - 19	Nov - 15	7,086.09	1,909.55	1,247.81	661.74	New	Non BMW Group (incl. Motorcycles)	Commercial	
36	Feb - 19	Sept - 17	65,515.63	28,738.61	1,664.90	27,073.71	New	4 Series	Commercial	

**Compartment German Auto Loans 8**  
**Monthly Investor Report**



Rolls-Royce  
Motor Cars Limited

Reporting Date	Sept 10, 2020		
Payment Date	Sept 21, 2020		
Period No	28		
Monthly Period	Aug 31, 2020		
Interest Period	From	Aug 20, 2020	to Sept 21, 2020 = 32 days

**9. Defaulted Amount & Recovery Amount - Loan Level Data\***

	Month / Year of Default	Month / Year of Loan Origination	Principal Balance (Initial in EUR)	Principal Balance of Loan at Default (in EUR)	Recovery Total (in EUR)	Principal Balance End of Period (in EUR)	Object Type (new / used)	Vehicle Series	Customer Type (private / commercial)	Out of Deal (Month / Year)
37	Feb - 19	Aug - 17	13,584.67	3,543.34	-54.83	3,598.17	Used	1 Series	Commercial	
38	Feb - 19	Dec - 17	22,907.10	5,955.21	-264.40	6,219.61	Used	X6 Series	Commercial	
39	Feb - 19	Oct - 17	15,038.23	14,501.12	8,463.94	6,169.10	Used	Non BMW Group (incl. Motorcycles)	Commercial	
40	Feb - 19	Oct - 17	17,137.62	15,741.59	12,098.62	3,642.97	Used	Non BMW Group (incl. Motorcycles)	Private	
41	Feb - 19	July - 17	66,092.21	64,146.60	42,103.92	22,042.68	New	X6 Series	Commercial	
42	Feb - 19	Sept - 14	27,054.94	26,463.99	0.00	26,463.99	Used	X6 Series	Commercial	
43	Feb - 19	Oct - 17	5,306.15	4,036.93	4,013.19	42.05	Used	MINI	Commercial	
44	Mar - 19	Aug - 15	9,241.28	8,669.95	8,669.95	0.00	Used	Non BMW Group (incl. Motorcycles)	Private	
45	Mar - 19	Aug - 14	7,407.58	3,279.17	3,279.17	0.00	Used	1 Series	Private	
46	Mar - 19	Aug - 15	17,271.78	16,174.28	7,492.64	8,681.64	Used	X3 Series	Commercial	
47	Mar - 19	July - 17	7,182.53	7,023.41	0.00	7,023.41	Used	MINI	Commercial	
48	Mar - 19	Nov - 15	5,988.07	5,101.70	5,101.70	0.00	Used	3 Series	Private	
49	Mar - 19	May - 17	6,412.50	3,342.38	3,342.38	0.00	Used	X5 Series	Commercial	
50	Mar - 19	Feb - 16	14,013.24	11,958.63	11,958.63	0.00	New	MINI	Private	
51	Mar - 19	Dec - 13	9,304.87	9,131.41	0.00	9,131.41	Used	Non BMW Group (incl. Motorcycles)	Commercial	
52	Mar - 19	Jan - 18	20,114.47	18,344.34	15,544.52	2,799.82	Used	MINI	Private	
53	Mar - 19	May - 17	31,119.99	29,121.85	18,797.82	10,545.14	Used	1 Series	Commercial	
54	Mar - 19	Dec - 15	38,780.42	36,848.09	20,137.81	16,710.28	New	X3 Series	Private	
55	Mar - 19	Aug - 17	14,140.24	6,306.65	-62.13	6,368.78	Used	MINI	Commercial	
56	Apr - 19	Oct - 17	28,629.08	27,686.85	25,064.33	2,622.52	New	2 Series	Private	
57	Apr - 19	Oct - 17	94,554.07	84,608.34	40,791.56	43,816.78	New	7 Series	Private	
58	Apr - 19	July - 17	16,237.61	7,386.56	-295.01	7,681.57	Used	1 Series	Commercial	
59	Apr - 19	Apr - 14	6,535.23	6,057.63	0.00	6,057.63	Used	5 Series	Private	
60	Apr - 19	Nov - 15	23,851.35	14,762.26	0.00	14,762.26	New	4 Series	Commercial	
61	Apr - 19	Mar - 17	25,115.16	23,671.67	23,671.67	0.00	New	3 Series	Private	
62	Apr - 19	Sept - 13	19,657.13	17,978.51	3,792.78	14,185.73	Used	X6 Series	Commercial	
63	May - 19	July - 17	13,773.81	13,229.33	9,195.14	4,034.19	Used	MINI	Private	
64	May - 19	Dec - 17	19,676.21	17,988.78	7,982.58	10,006.20	Used	MINI	Commercial	
65	May - 19	Dec - 16	33,327.60	31,081.71	20,001.92	11,079.79	New	X1 Series	Commercial	
66	May - 19	Dec - 17	36,732.44	34,750.12	14,795.64	19,954.48	Used	X5 Series	Private	
67	May - 19	Dec - 17	14,034.00	13,657.71	8,083.27	5,574.44	New	Other BMW Group	Private	
68	May - 19	Oct - 15	11,559.89	8,919.56	8,919.56	0.00	Used	Non BMW Group (incl. Motorcycles)	Commercial	
69	May - 19	Oct - 13	26,561.15	23,941.10	0.00	23,941.10	New	5 Series	Commercial	
70	May - 19	Sept - 16	12,129.70	11,741.83	7,522.00	4,219.83	Used	1 Series	Private	
71	May - 19	Jan - 18	51,931.76	48,663.20	34,313.09	14,350.11	New	X5 Series	Commercial	
72	May - 19	June - 16	15,141.87	14,109.61	3,985.04	10,124.57	Used	1 Series	Private	

# Compartment German Auto Loans 8

## Monthly Investor Report



Rolls-Royce  
Motor Cars Limited

Reporting Date	Sept 10, 2020		
Payment Date	Sept 21, 2020		
Period No	28		
Monthly Period	Aug 31, 2020		
Interest Period	From	Aug 20, 2020	to Sept 21, 2020 = 32 days

### 9. Defaulted Amount & Recovery Amount - Loan Level Data\*

	Month / Year of Default	Month / Year of Loan Origination	Principal Balance (Initial in EUR)	Principal Balance of Loan at Default (in EUR)	Recovery Total (in EUR)	Principal Balance End of Period (in EUR)	Object Type (new / used)	Vehicle Series	Customer Type (private / commercial)	Out of Deal (Month / Year)
73	May - 19	Dec - 17	39,471.78	36,067.89	21,175.86	14,892.03	Used	3 Series	Commercial	
74	May - 19	Nov - 17	15,571.04	15,093.98	1,684.50	13,409.48	Used	1 Series	Private	
75	June - 19	Dec - 17	22,734.99	22,011.75	13,983.26	8,028.49	New	3 Series	Commercial	
76	June - 19	Dec - 17	22,734.99	22,011.75	13,983.26	8,028.49	New	3 Series	Commercial	
77	June - 19	Apr - 14	5,806.47	3,771.48	3,771.48	0.00	Used	5 Series	Private	
78	June - 19	Aug - 16	5,517.35	4,613.39	3,314.42	1,298.97	Used	MINI	Private	
79	June - 19	Sept - 17	23,667.04	20,718.16	20,718.16	0.00	Used	5 Series	Commercial	
80	June - 19	July - 17	57,002.71	54,823.81	25,992.87	28,830.94	New	X5 Series	Commercial	
81	June - 19	Sept - 17	8,506.04	6,551.53	4,451.10	2,100.43	Used	X1 Series	Commercial	
82	June - 19	Dec - 17	20,935.73	20,342.13	13,895.36	6,446.77	New	3 Series	Commercial	
83	June - 19	Aug - 17	35,417.75	32,510.31	22,802.86	9,707.45	New	X3 Series	Commercial	
84	June - 19	Nov - 15	19,936.01	19,724.91	0.00	19,724.91	New	X1 Series	Private	
85	June - 19	Sept - 16	23,501.70	9,503.20	118.97	9,384.23	Used	X5 Series	Private	
86	June - 19	Oct - 17	14,605.37	13,159.08	9,547.72	3,611.36	New	Other BMW Group	Private	
87	June - 19	Oct - 17	22,446.94	12,122.70	4,285.60	7,930.16	New	3 Series	Commercial	
88	June - 19	June - 17	14,409.42	11,479.42	9,117.18	2,375.98	Used	X3 Series	Commercial	
89	June - 19	Nov - 13	11,596.19	3,421.13	3,421.13	0.00	Used	3 Series	Private	
90	June - 19	July - 17	50,061.97	48,493.39	25,030.04	23,521.32	New	4 Series	Commercial	
91	June - 19	Aug - 17	14,635.27	13,965.30	0.00	13,965.30	Used	X1 Series	Private	
92	June - 19	July - 17	39,222.08	37,649.27	27,079.43	10,569.84	New	5 Series	Commercial	
93	June - 19	Dec - 17	17,934.72	16,396.36	11,215.45	5,180.91	Used	MINI	Commercial	
94	June - 19	Jan - 17	27,676.63	22,550.40	8,787.20	13,763.20	New	MINI	Commercial	
95	June - 19	Dec - 17	56,192.02	52,728.58	37,856.54	14,872.04	Used	X5 Series	Private	
96	June - 19	Nov - 17	57,673.10	55,593.34	27,204.34	28,389.00	New	5 Series	Commercial	
97	June - 19	July - 17	38,421.25	34,372.97	30,364.56	4,008.41	Used	Non BMW Group (incl. Motorcycles)	Commercial	
98	July - 19	Sept - 17	18,141.07	16,085.71	8,381.38	7,704.33	Used	1 Series	Commercial	
99	July - 19	Sept - 17	28,046.29	14,978.50	-130.85	15,109.35	Used	X1 Series	Commercial	
100	July - 19	Aug - 16	41,262.74	36,770.44	21,336.45	15,817.45	Used	X5 Series	Commercial	
101	July - 19	Oct - 17	17,726.82	15,521.27	6,355.61	9,165.66	Used	3 Series	Commercial	
102	July - 19	Sept - 17	17,371.14	16,107.59	11,086.55	5,175.56	Used	3 Series	Commercial	
103	July - 19	Jan - 18	26,157.43	22,707.26	22,707.26	0.00	Used	5 Series	Private	
104	July - 19	Nov - 17	49,777.55	16,139.10	-184.83	16,323.93	New	5 Series	Commercial	
105	July - 19	July - 17	16,636.47	14,007.69	5,746.20	8,261.49	Used	3 Series	Commercial	
106	July - 19	Oct - 17	11,476.04	10,875.63	0.00	10,875.63	Used	X1 Series	Private	
107	July - 19	Dec - 15	16,008.18	13,889.02	13,889.02	0.00	Used	3 Series	Private	
108	Aug - 19	Jan - 18	70,481.97	62,910.68	29,066.91	33,843.77	New	5 Series	Commercial	



# Compartment German Auto Loans 8

## Monthly Investor Report



Rolls-Royce  
Motor Cars Limited

Reporting Date	Sept 10, 2020		
Payment Date	Sept 21, 2020		
Period No	28		
Monthly Period	Aug 31, 2020		
Interest Period	From	Aug 20, 2020	to Sept 21, 2020 = 32 days

### 9. Defaulted Amount & Recovery Amount - Loan Level Data\*

	Month / Year of Default	Month / Year of Loan Origination	Principal Balance (Initial in EUR)	Principal Balance of Loan at Default (in EUR)	Recovery Total (in EUR)	Principal Balance End of Period (in EUR)	Object Type (new / used)	Vehicle Series	Customer Type (private / commercial)	Out of Deal (Month / Year)
109	Aug - 19	July - 17	27,795.68	25,762.87	22,023.42	3,739.45	Used	7 Series	Commercial	
110	Aug - 19	Dec - 17	25,096.59	21,622.40	21,622.40	0.00	Used	5 Series	Private	
111	Sept - 19	Nov - 17	26,480.07	510.37	0.00	510.37	Used	X5 Series	Commercial	
112	Sept - 19	Oct - 17	24,217.27	20,398.65	15,099.84	5,298.81	Used	MINI	Commercial	
113	Sept - 19	Aug - 16	12,740.64	9,081.85	6,504.43	2,577.42	Used	1 Series	Private	
114	Sept - 19	Nov - 17	33,338.43	28,001.82	15,937.61	12,064.21	Used	X3 Series	Commercial	
115	Sept - 19	Sept - 17	28,824.34	27,911.68	6.59	27,959.18	New	3 Series	Private	
116	Sept - 19	Sept - 17	32,849.97	8,770.74	-3,428.47	12,199.21	Used	X6 Series	Commercial	
117	Sept - 19	Aug - 17	47,395.16	44,868.15	29,862.35	15,166.87	New	5 Series	Commercial	
118	Sept - 19	Nov - 16	69,663.20	50,738.53	50,738.53	0.00	New	3 Series	Commercial	
119	Sept - 19	Dec - 16	34,065.28	31,152.42	0.00	31,152.42	Used	7 Series	Commercial	
120	Sept - 19	Nov - 17	40,189.89	36,471.59	20,179.54	16,292.05	New	5 Series	Commercial	
121	Sept - 19	Sept - 17	3,603.50	2,779.50	0.00	2,779.50	Used	Non BMW Group (incl. Motorcycles)	Private	
122	Sept - 19	Oct - 17	15,205.31	8,437.11	1,457.28	6,979.83	Used	1 Series	Commercial	
123	Sept - 19	Feb - 16	14,716.06	13,433.88	0.00	13,433.88	Used	5 Series	Private	
124	Oct - 19	Aug - 17	69,456.38	68,424.85	45,384.96	23,039.89	New	X6 Series	Commercial	
125	Oct - 19	Dec - 17	53,121.42	45,009.05	30,235.67	15,007.03	New	5 Series	Commercial	
126	Oct - 19	Dec - 17	38,360.60	33,542.94	21,839.89	11,703.05	Used	6 Series	Commercial	
127	Oct - 19	Oct - 16	23,115.53	19,544.99	14,738.54	4,923.71	Used	5 Series	Commercial	
128	Oct - 19	Aug - 17	20,394.80	17,345.78	10,755.00	6,590.78	New	2 Series	Commercial	
129	Oct - 19	Jan - 17	9,359.02	6,978.17	4,540.95	2,437.22	Used	1 Series	Commercial	
130	Oct - 19	Mar - 16	4,625.30	2,470.95	0.00	2,470.95	Used	5 Series	Private	
131	Oct - 19	Dec - 17	104,313.95	92,949.01	0.00	92,949.01	Used	7 Series	Commercial	
132	Oct - 19	Sept - 16	17,697.06	13,059.96	9,501.06	3,558.90	Used	3 Series	Private	
133	Nov - 19	July - 17	21,611.22	19,304.37	0.00	19,304.37	Used	5 Series	Commercial	
134	Nov - 19	Dec - 17	32,547.80	16,150.00	16,150.00	0.00	New	X1 Series	Commercial	
135	Nov - 19	Aug - 17	45,192.15	39,575.09	0.00	39,575.09	Used	7 Series	Private	
136	Nov - 19	Dec - 16	23,471.93	19,800.31	9,167.15	10,633.16	Used	5 Series	Commercial	
137	Nov - 19	Mar - 17	33,071.02	29,545.71	18,716.49	10,829.22	Used	6 Series	Commercial	
138	Nov - 19	Nov - 17	11,780.18	8,273.51	0.00	8,273.51	Used	3 Series	Private	
139	Nov - 19	Aug - 17	13,254.54	11,502.25	0.00	11,536.06	Used	3 Series	Private	
140	Nov - 19	Mar - 17	14,780.65	13,679.11	0.00	13,679.11	Used	3 Series	Commercial	
141	Nov - 19	Nov - 17	13,161.54	11,609.22	4,147.88	7,461.34	Used	1 Series	Commercial	
142	Dec - 19	Oct - 16	31,125.45	15,852.67	7,648.02	8,204.65	New	5 Series	Commercial	
143	Dec - 19	Mar - 14	10,629.87	2,131.68	580.57	1,551.11	Used	5 Series	Private	
144	Dec - 19	Aug - 17	29,234.68	26,566.88	12,253.16	14,313.72	New	2 Series	Private	

**Compartment German Auto Loans 8**  
**Monthly Investor Report**



Rolls-Royce  
Motor Cars Limited

Reporting Date	Sept 10, 2020		
Payment Date	Sept 21, 2020		
Period No	28		
Monthly Period	Aug 31, 2020		
Interest Period	From	Aug 20, 2020	to Sept 21, 2020 = 32 days

**9. Defaulted Amount & Recovery Amount - Loan Level Data\***

	Month / Year of Default	Month / Year of Loan Origination	Principal Balance (Initial in EUR)	Principal Balance of Loan at Default (in EUR)	Recovery Total (in EUR)	Principal Balance End of Period (in EUR)	Object Type (new / used)	Vehicle Series	Customer Type (private / commercial)	Out of Deal (Month / Year)
145	Dec - 19	Oct - 17	21,325.54	19,941.43	19,996.14	0.00	Used	3 Series	Private	
146	Dec - 19	May - 16	16,652.34	14,933.03	14,933.03	0.00	Used	3 Series	Private	
147	Dec - 19	Nov - 17	14,139.40	11,266.95	11,266.95	0.00	Used	3 Series	Private	
148	Dec - 19	Oct - 17	23,165.64	17,103.15	11,266.26	5,836.89	Used	5 Series	Commercial	
149	Dec - 19	July - 15	20,912.52	1,672.67	1,672.67	0.00	Used	Z Series	Private	
150	Dec - 19	Dec - 17	13,819.33	5,610.74	428.56	5,182.18	New	Other BMW Group	Private	
151	Dec - 19	Nov - 17	52,414.19	20,447.90	-232.50	20,680.40	New	X6 Series	Commercial	
152	Dec - 19	Nov - 17	23,062.94	20,077.64	20,077.64	0.00	Used	5 Series	Private	
153	Dec - 19	Oct - 17	20,404.16	14,938.27	9,551.08	5,387.19	Used	5 Series	Commercial	
154	Jan - 20	July - 17	34,124.55	29,999.59	29,999.59	0.00	Used	X5 Series	Commercial	
155	Jan - 20	Dec - 17	22,344.98	18,054.75	7,658.40	10,396.35	Used	5 Series	Commercial	
156	Jan - 20	Nov - 17	32,264.43	19,404.84	19,404.84	0.00	Used	5 Series	Private	
157	Jan - 20	July - 17	13,266.82	10,692.87	6,461.00	4,231.87	Used	1 Series	Private	
158	Jan - 20	May - 17	57,180.95	46,930.53	31,297.46	15,633.07	Used	X6 Series	Commercial	
159	Jan - 20	Apr - 17	61,102.29	48,998.95	48,998.95	0.00	New	X4 Series	Commercial	
160	Jan - 20	Sept - 17	34,280.69	31,851.67	22,611.97	9,239.70	New	X4 Series	Commercial	
161	Jan - 20	Feb - 16	20,493.83	16,879.02	5,559.53	11,319.49	Used	3 Series	Private	
162	Jan - 20	July - 17	25,755.66	21,817.47	10,704.22	11,113.25	Used	5 Series	Private	
163	Jan - 20	Oct - 17	57,484.56	51,416.40	51,416.40	0.00	Used	X6 Series	Private	
164	Jan - 20	Oct - 17	35,486.49	30,688.42	23,275.10	7,413.32	New	1 Series	Commercial	
165	Jan - 20	Jan - 18	135,814.45	114,705.83	76,004.24	38,701.59	New	Non BMW Group (incl. Motorcycles)	Commercial	
166	Jan - 20	Jan - 17	40,046.22	34,919.91	26,482.21	8,437.70	Used	X5 Series	Private	
167	Feb - 20	July - 17	1,730.15	1,109.12	0.00	1,109.12	Used	3 Series	Private	
168	Feb - 20	Sept - 17	6,978.90	5,548.23	3,035.46	2,512.77	Used	MINI	Commercial	
169	Feb - 20	July - 17	51,845.25	11,307.72	0.00	11,307.72	New	7 Series	Commercial	
170	Feb - 20	June - 17	100,997.62	73,172.57	7,000.00	66,172.57	New	7 Series	Commercial	
171	Feb - 20	Jan - 18	17,500.62	14,205.96	14,205.96	0.00	New	1 Series	Commercial	
172	Feb - 20	Jan - 18	51,850.24	46,274.65	22,172.07	24,102.58	Used	X5 Series	Commercial	
173	Feb - 20	July - 17	13,784.20	3,155.88	3,155.88	0.00	Used	X5 Series	Commercial	
174	Feb - 20	July - 15	10,536.58	5,653.72	3,473.61	2,180.11	Used	3 Series	Private	
175	Feb - 20	July - 17	24,232.74	10,964.17	0.00	10,964.17	Used	X5 Series	Commercial	
176	Feb - 20	July - 17	2,399.75	256.77	245.30	11.47	Used	Non BMW Group (incl. Motorcycles)	Private	
177	Feb - 20	Dec - 17	28,585.81	4,920.39	0.00	4,920.39	Used	X4 Series	Commercial	
178	Mar - 20	Oct - 17	8,654.39	6,379.14	5,000.00	1,379.14	Used	MINI	Commercial	
179	Mar - 20	Aug - 16	34,848.92	3,565.55	0.00	3,565.55	New	5 Series	Commercial	
180	Mar - 20	Aug - 17	14,683.22	8,983.29	8,629.99	376.16	Used	X3 Series	Commercial	

# Compartment German Auto Loans 8

## Monthly Investor Report



Rolls-Royce  
Motor Cars Limited

Reporting Date	Sept 10, 2020		
Payment Date	Sept 21, 2020		
Period No	28		
Monthly Period	Aug 31, 2020		
Interest Period	From	Aug 20, 2020	to Sept 21, 2020 = 32 days

### 9. Defaulted Amount & Recovery Amount - Loan Level Data\*

	Month / Year of Default	Month / Year of Loan Origination	Principal Balance (Initial in EUR)	Principal Balance of Loan at Default (in EUR)	Recovery Total (in EUR)	Principal Balance End of Period (in EUR)	Object Type (new / used)	Vehicle Series	Customer Type (private / commercial)	Out of Deal (Month / Year)
181	Mar - 20	Oct - 17	14,160.34	11,290.82	0.00	11,290.82	Used	1 Series	Private	
182	Mar - 20	Aug - 17	18,158.96	15,186.61	36.95	15,183.48	New	3 Series	Private	
183	Mar - 20	Aug - 14	8,131.74	5,256.31	1,882.38	3,373.93	Used	Non BMW Group (incl. Motorcycles)	Private	
184	Mar - 20	Jan - 18	30,791.32	22,283.30	19,278.95	3,004.35	Used	1 Series	Commercial	
185	Apr - 20	Oct - 14	13,831.74	9,931.21	4,379.98	5,551.23	Used	X1 Series	Commercial	
186	Apr - 20	Aug - 16	15,490.91	13,508.92	3,531.72	9,977.20	Used	X3 Series	Commercial	
187	Apr - 20	Jan - 18	24,327.37	16,731.23	12,588.45	4,142.78	Used	X4 Series	Commercial	
188	Apr - 20	Mar - 17	41,873.75	33,665.31	33,665.31	0.00	Used	X5 Series	Private	
189	Apr - 20	Jan - 17	22,616.14	18,771.37	12,638.35	6,133.02	New	1 Series	Private	
190	Apr - 20	Jan - 18	13,582.46	11,468.75	0.00	11,468.75	Used	MINI	Commercial	
191	May - 20	July - 17	27,120.09	14,785.20	12,461.65	2,323.55	Used	5 Series	Commercial	
192	May - 20	Oct - 15	12,422.54	4,639.73	2,786.44	1,853.29	Used	5 Series	Private	
193	May - 20	Feb - 17	2,991.02	833.89	833.89	0.00	Used	1 Series	Private	
194	May - 20	July - 16	11,911.64	7,529.55	7,529.55	0.00	Used	5 Series	Commercial	
195	May - 20	Oct - 17	8,880.12	5,384.25	5,384.25	0.00	Used	1 Series	Private	
196	May - 20	July - 17	88,523.02	19,397.46	19,397.46	0.00	New	4 Series	Commercial	
197	June - 20	Oct - 17	28,032.15	20,481.58	0.00	20,481.58	Used	MINI	Commercial	
198	June - 20	Jan - 18	35,472.56	28,852.38	3,870.00	25,030.51	New	MINI	Private	
199	June - 20	Dec - 17	14,325.63	11,148.34	11,148.34	0.00	Used	1 Series	Private	
200	June - 20	Aug - 17	20,323.29	15,262.64	35.81	15,268.77	Used	4 Series	Private	
201	June - 20	Nov - 14	5,285.10	2,530.41	2,530.41	0.00	Used	1 Series	Private	
202	June - 20	Apr - 16	16,250.29	10,391.99	10,000.00	391.99	Used	X1 Series	Private	
203	June - 20	Aug - 17	28,672.77	20,671.17	9,993.90	10,677.27	Used	4 Series	Commercial	
204	June - 20	Sept - 17	49,819.47	43,206.02	23,074.68	20,131.34	New	5 Series	Commercial	
205	June - 20	Oct - 17	18,744.69	8,469.95	8,469.95	0.00	New	4 Series	Commercial	
206	June - 20	July - 17	32,129.38	24,663.67	12,511.57	12,152.10	Used	7 Series	Commercial	
207	June - 20	Nov - 16	19,689.90	13,925.89	12,556.88	1,369.01	Used	1 Series	Private	
208	June - 20	Sept - 17	14,141.42	11,077.67	7,400.00	3,677.67	Used	X1 Series	Private	
209	June - 20	July - 17	78,145.50	66,279.92	29,634.26	36,645.66	New	X5 Series	Commercial	
210	June - 20	Mar - 17	28,877.04	25,461.16	0.00	25,461.16	New	X1 Series	Private	
211	June - 20	July - 17	27,365.49	17,965.55	13,651.22	4,314.33	New	2 Series	Private	
212	July - 20	Sept - 17	7,686.62	5,500.55	0.00	5,515.35	Used	1 Series	Private	
213	July - 20	Oct - 17	37,535.25	29,872.32	3,474.30	26,398.02	New	1 Series	Private	
214	July - 20	Apr - 17	21,042.71	15,493.19	12,900.00	2,593.19	Used	2 Series	Private	
215	July - 20	Dec - 17	22,397.70	16,871.95	9,827.59	7,044.36	New	MINI	Private	
216	July - 20	Dec - 17	11,896.27	4,693.39	0.00	4,693.39	Used	MINI	Commercial	

**Compartment German Auto Loans 8**  
**Monthly Investor Report**



Rolls-Royce  
Motor Cars Limited

Reporting Date	Sept 10, 2020		
Payment Date	Sept 21, 2020		
Period No	28		
Monthly Period	Aug 31, 2020		
Interest Period	From	Aug 20, 2020	to Sept 21, 2020 = 32 days

**9. Defaulted Amount & Recovery Amount - Loan Level Data\***

	Month / Year of Default	Month / Year of Loan Origination	Principal Balance (Initial in EUR)	Principal Balance of Loan at Default (in EUR)	Recovery Total (in EUR)	Principal Balance End of Period (in EUR)	Object Type (new / used)	Vehicle Series	Customer Type (private / commercial)	Out of Deal (Month / Year)
217	July - 20	Dec - 17	33,511.32	28,567.23	0.00	28,567.23	New	X1 Series	Commercial	
218	July - 20	Jan - 18	27,258.64	21,756.96	0.00	21,756.96	Used	2 Series	Private	
219	July - 20	Aug - 17	7,105.23	5,191.33	0.00	5,191.33	New	Non BMW Group (incl. Motorcycles)	Commercial	
220	July - 20	Sept - 17	17,111.03	12,578.95	8,600.00	3,978.95	Used	X1 Series	Private	
221	July - 20	June - 15	22,155.68	14,662.05	0.00	14,662.05	Used	5 Series	Private	
222	July - 20	Apr - 16	30,946.11	21,978.06	17,586.21	4,391.85	Used	6 Series	Commercial	
223	July - 20	Dec - 16	29,066.28	10,721.58	2,520.00	8,201.58	New	MINI	Private	
224	July - 20	Feb - 17	22,099.83	17,108.90	11,688.10	5,420.80	Used	5 Series	Commercial	
225	Aug - 20	Jan - 17	15,137.82	13,611.69	13,611.69	0.00	New	1 Series	Private	
226	Aug - 20	Sept - 17	26,521.10	11,475.42	336.19	11,139.23	Used	4 Series	Private	
227	Aug - 20	Mar - 17	23,510.70	18,675.52	0.00	18,675.52	Used	Non BMW Group (incl. Motorcycles)	Private	
228	Aug - 20	Nov - 17	35,431.60	28,744.49	0.00	28,810.21	New	1 Series	Private	
229	Aug - 20	Aug - 17	38,432.11	24,400.01	1,645.34	22,754.67	New	3 Series	Commercial	
230	Aug - 20	Dec - 17	29,147.43	19,830.80	14,765.49	5,065.31	Used	5 Series	Private	
231	Aug - 20	Oct - 17	23,432.78	17,825.05	9,741.38	8,083.67	Used	X1 Series	Commercial	
232	Aug - 20	Sept - 17	38,090.00	33,671.25	14,396.55	19,274.70	New	3 Series	Commercial	
233	Aug - 20	July - 17	25,475.85	20,299.30	0.00	20,299.30	Used	3 Series	Commercial	
234	Aug - 18	Mar - 16	9,547.20	242.61	73.48	169.13	New	MINI	Commercial	Aug - 18
235	Aug - 18	Feb - 17	19,379.16	19,379.16	14,599.98	4,779.18	Used	7 Series	Commercial	Nov - 18
236	Sept - 18	Jan - 17	11,000.31	10,756.77	6,587.61	4,169.16	Used	1 Series	Commercial	Nov - 18
237	Sept - 18	Aug - 17	25,583.07	25,011.15	16,662.47	8,348.68	Used	3 Series	Private	Dec - 18
238	Sept - 18	Sept - 15	37,319.57	36,068.06	24,565.15	11,502.91	New	5 Series	Commercial	Dec - 18
239	Dec - 18	Aug - 17	10,130.03	10,130.03	1,849.57	8,280.46	Used	1 Series	Private	Dec - 18
240	Oct - 18	Jan - 18	47,972.42	47,297.54	33,990.04	13,307.50	Used	X5 Series	Commercial	Jan - 19
241	Oct - 18	Sept - 17	29,677.86	28,607.90	21,611.61	6,996.29	Used	4 Series	Commercial	Jan - 19
242	Nov - 18	June - 17	15,255.77	14,417.33	12,084.54	2,332.79	Used	MINI	Private	Jan - 19
243	Oct - 18	Nov - 17	37,044.29	35,980.45	26,194.35	9,872.79	New	X1 Series	Private	Feb - 19
244	Nov - 18	July - 17	17,214.24	16,995.55	15,071.70	1,923.85	New	Other BMW Group	Commercial	Feb - 19
245	Nov - 18	June - 16	22,128.78	21,157.85	13,619.81	7,538.04	Used	3 Series	Private	Feb - 19
246	Feb - 19	Oct - 14	4,487.09	759.87	285.59	474.28	Used	7 Series	Commercial	Feb - 19
247	Feb - 19	July - 17	15,989.81	441.23	166.22	275.01	Used	Non BMW Group (incl. Motorcycles)	Commercial	Feb - 19
248	Dec - 18	May - 15	11,371.12	11,371.12	10,073.90	1,297.22	Used	5 Series	Private	Mar - 19
249	Dec - 18	May - 15	19,384.52	18,215.53	10,578.48	7,637.05	Used	X5 Series	Private	Mar - 19
250	Mar - 19	Jan - 18	32,975.98	23,706.17	2,869.46	20,836.71	Used	4 Series	Private	Mar - 19
251	Jan - 19	Aug - 17	14,684.59	13,444.95	11,666.02	1,778.93	Used	X1 Series	Private	Apr - 19
252	Dec - 18	Aug - 17	5,970.55	5,578.72	3,773.31	1,805.41	Used	3 Series	Private	May - 19

**Compartment German Auto Loans 8**  
**Monthly Investor Report**



Rolls-Royce  
Motor Cars Limited

Reporting Date	Sept 10, 2020			
Payment Date	Sept 21, 2020			
Period No	28			
Monthly Period	Aug 31, 2020			
Interest Period	From	Aug 20, 2020	to	Sept 21, 2020 = 32 days

**9. Defaulted Amount & Recovery Amount - Loan Level Data\***

	Month / Year of Default	Month / Year of Loan Origination	Principal Balance (Initial in EUR)	Principal Balance of Loan at Default (in EUR)	Recovery Total (in EUR)	Principal Balance End of Period (in EUR)	Object Type (new / used)	Vehicle Series	Customer Type (private / commercial)	Out of Deal (Month / Year)
253	Jan - 19	Nov - 14	9,394.59	8,693.59	4,473.54	4,220.05	Used	3 Series	Private	May - 19
254	May - 19	Oct - 17	43,224.35	40,998.14	4,527.18	36,470.96	New	5 Series	Private	May - 19
255	May - 19	Jan - 18	27,464.55	24,276.13	3,120.15	21,155.98	Used	5 Series	Private	May - 19
256	Nov - 18	Jan - 18	33,678.72	32,221.52	27,708.79	4,512.73	Used	4 Series	Private	June - 19
257	June - 19	July - 17	23,890.24	6,050.49	1,167.40	4,883.09	Used	MINI	Private	June - 19
258	June - 19	May - 17	8,847.85	1,301.42	459.05	842.37	Used	3 Series	Private	June - 19
259	June - 19	Feb - 15	13,420.76	799.01	281.08	517.93	Used	Non BMW Group (incl. Motorcycles)	Private	June - 19
260	Feb - 19	May - 17	12,773.92	11,807.89	7,175.32	4,632.57	Used	1 Series	Commercial	July - 19
261	Feb - 19	Nov - 16	26,682.95	24,718.90	17,537.63	7,181.27	Used	5 Series	Commercial	July - 19
262	Mar - 19	Dec - 17	44,348.61	41,121.43	24,239.71	16,881.72	New	MINI	Commercial	July - 19
263	Mar - 19	July - 17	22,527.85	20,540.14	13,687.86	6,852.28	Used	3 Series	Private	July - 19
264	Mar - 19	Aug - 17	12,558.28	11,718.90	9,797.62	1,921.28	Used	X3 Series	Commercial	July - 19
265	Apr - 19	Sept - 15	4,706.71	4,249.39	3,795.14	454.25	Used	MINI	Commercial	July - 19
266	Apr - 19	May - 16	33,300.76	29,491.17	20,345.55	9,243.19	New	4 Series	Commercial	July - 19
267	Apr - 19	Sept - 17	19,630.44	18,258.02	12,985.79	5,272.23	Used	5 Series	Private	July - 19
268	Apr - 19	July - 17	28,723.27	24,605.69	14,186.46	10,419.23	Used	5 Series	Commercial	July - 19
269	Apr - 19	Sept - 17	11,380.30	10,129.61	7,498.36	2,631.25	Used	3 Series	Private	July - 19
270	Apr - 19	Nov - 17	21,336.00	19,899.08	13,188.93	6,710.15	New	MINI	Commercial	July - 19
271	Apr - 19	July - 17	8,359.09	7,809.76	6,277.99	1,531.77	New	Other BMW Group	Commercial	July - 19
272	Apr - 19	May - 17	11,146.90	10,349.62	8,616.50	1,733.12	New	Other BMW Group	Commercial	July - 19
273	May - 19	Nov - 17	61,027.66	56,231.86	31,124.77	25,107.09	New	X3 Series	Commercial	July - 19
274	Apr - 19	July - 17	29,557.15	27,148.12	18,350.43	8,797.69	New	MINI	Commercial	Aug - 19
275	Apr - 19	Nov - 15	18,194.25	17,985.29	9,922.48	8,062.81	New	3 Series	Private	Aug - 19
276	May - 19	Dec - 15	23,900.60	22,250.04	14,871.81	7,378.23	New	2 Series	Private	Aug - 19
277	May - 19	June - 16	20,181.23	19,470.62	12,448.95	7,021.67	New	1 Series	Private	Aug - 19
278	May - 19	Dec - 17	34,330.54	30,926.59	21,940.66	8,985.93	New	5 Series	Commercial	Aug - 19
279	Aug - 19	Dec - 17	10,940.37	4,796.42	2,929.81	1,866.61	Used	1 Series	Private	Aug - 19
280	Jan - 19	Dec - 17	28,445.57	26,931.69	22,997.63	3,934.06	New	4 Series	Commercial	Sept - 19
281	Feb - 19	Nov - 16	19,338.45	18,678.90	18,073.50	605.40	New	2 Series	Private	Sept - 19
282	June - 19	Oct - 17	33,583.87	30,642.39	21,106.77	9,535.62	New	MINI	Private	Sept - 19
283	June - 19	Oct - 17	10,318.58	8,147.49	6,005.71	2,141.78	Used	1 Series	Commercial	Sept - 19
284	June - 19	Sept - 16	36,878.53	28,828.98	21,198.82	7,630.16	New	5 Series	Commercial	Sept - 19
285	June - 19	Mar - 15	8,025.65	5,367.17	5,004.82	362.35	Used	MINI	Commercial	Oct - 19
286	July - 19	Apr - 16	16,132.97	13,901.40	7,308.00	6,593.40	New	Non BMW Group (incl. Motorcycles)	Commercial	Oct - 19
287	Aug - 19	Aug - 17	18,517.50	15,154.84	9,434.79	5,720.05	Used	X1 Series	Commercial	Oct - 19
288	Oct - 19	Oct - 17	18,582.82	198.70	61.94	136.76	Used	3 Series	Private	Oct - 19

# Compartment German Auto Loans 8

## Monthly Investor Report



Rolls-Royce  
Motor Cars Limited

Reporting Date	Sept 10, 2020		
Payment Date	Sept 21, 2020		
Period No	28		
Monthly Period	Aug 31, 2020		
Interest Period	From	Aug 20, 2020	to Sept 21, 2020 = 32 days

### 9. Defaulted Amount & Recovery Amount - Loan Level Data\*

	Month / Year of Default	Month / Year of Loan Origination	Principal Balance (Initial in EUR)	Principal Balance of Loan at Default (in EUR)	Recovery Total (in EUR)	Principal Balance End of Period (in EUR)	Object Type (new / used)	Vehicle Series	Customer Type (private / commercial)	Out of Deal (Month / Year)
289	Oct - 19	Dec - 17	26,600.87	258.09	58.42	199.67	New	3 Series	Commercial	Oct - 19
290	Oct - 19	June - 14	18,593.91	294.43	61.09	233.34	Used	Non BMW Group (incl. Motorcycles)	Private	Oct - 19
291	June - 19	May - 17	53,218.40	46,010.68	29,768.74	16,241.94	New	2 Series	Commercial	Nov - 19
292	Sept - 19	June - 14	11,513.62	9,075.89	4,753.76	4,322.13	Used	Non BMW Group (incl. Motorcycles)	Private	Nov - 19
293	Sept - 19	Feb - 17	25,646.28	22,401.68	20,323.63	2,078.05	Used	1 Series	Private	Nov - 19
294	Sept - 19	Oct - 17	22,186.58	19,077.88	12,588.77	6,489.11	Used	X6 Series	Commercial	Nov - 19
295	Sept - 19	July - 16	20,393.60	18,245.89	11,032.87	7,213.02	New	1 Series	Private	Nov - 19
296	Sept - 19	Feb - 17	81,021.81	76,248.95	43,810.69	32,438.26	New	7 Series	Commercial	Nov - 19
297	Feb - 19	Aug - 17	30,133.31	28,133.13	19,596.19	8,536.94	Used	X3 Series	Private	Dec - 19
298	July - 19	Aug - 17	10,157.18	9,292.21	7,221.35	2,070.86	Used	1 Series	Private	Dec - 19
299	Sept - 19	Nov - 17	57,349.49	49,582.01	23,190.28	26,391.73	New	3 Series	Commercial	Dec - 19
300	Sept - 19	Nov - 17	36,424.47	29,980.51	16,443.32	13,537.19	Used	5 Series	Commercial	Dec - 19
301	Oct - 19	Feb - 17	27,818.66	20,825.23	11,296.91	9,528.32	New	2 Series	Commercial	Dec - 19
302	Oct - 19	Feb - 17	23,446.75	20,510.42	14,404.28	6,106.14	Used	3 Series	Private	Dec - 19
303	Sept - 19	Oct - 16	23,795.48	20,305.39	9,955.36	10,350.03	New	Non BMW Group (incl. Motorcycles)	Commercial	Jan - 20
304	Oct - 19	Sept - 17	16,893.40	15,286.82	10,654.48	4,632.34	Used	1 Series	Private	Jan - 20
305	Oct - 19	Jan - 18	26,551.99	22,940.04	16,456.68	6,538.54	Used	5 Series	Commercial	Jan - 20
306	Oct - 19	Oct - 17	24,842.69	19,954.15	11,226.29	8,727.86	Used	X1 Series	Commercial	Jan - 20
307	Oct - 19	July - 17	65,192.55	57,428.63	36,484.69	20,943.94	Used	X6 Series	Commercial	Jan - 20
308	Oct - 19	June - 16	29,658.05	26,528.27	15,838.43	10,689.84	New	2 Series	Private	Jan - 20
309	Jan - 20	May - 17	7,620.54	5,549.05	790.18	4,758.87	Used	5 Series	Private	Jan - 20
310	Nov - 19	Oct - 17	21,667.93	18,802.24	10,630.45	8,171.79	New	1 Series	Private	Feb - 20
311	Nov - 19	Oct - 17	45,324.11	38,998.12	31,020.94	7,977.18	Used	X5 Series	Commercial	Feb - 20
312	Nov - 19	Oct - 17	31,659.01	25,056.89	15,892.79	9,164.10	Used	5 Series	Private	Feb - 20
313	Dec - 19	Sept - 17	2,381.55	1,499.00	1,148.06	350.94	Used	Non BMW Group (incl. Motorcycles)	Private	Mar - 20
314	Dec - 19	Jan - 18	25,232.36	20,417.40	16,035.89	4,381.51	Used	X5 Series	Commercial	Mar - 20
315	Dec - 19	Mar - 16	28,337.46	22,830.20	16,072.22	6,757.98	Used	7 Series	Commercial	Mar - 20
316	Dec - 19	Jan - 18	17,953.01	15,391.08	11,124.94	4,266.14	Used	5 Series	Private	Mar - 20
317	Jan - 20	Nov - 17	27,558.61	23,704.02	16,435.39	7,268.63	New	Non BMW Group (incl. Motorcycles)	Private	Apr - 20
318	Jan - 20	Oct - 17	14,724.49	11,686.17	9,252.12	2,434.05	Used	1 Series	Private	Apr - 20
319	Feb - 20	Oct - 17	51,434.32	42,003.83	22,163.92	19,839.91	New	X1 Series	Commercial	Apr - 20
320	Feb - 20	July - 17	11,847.92	9,819.08	7,600.77	2,218.31	Used	1 Series	Private	Apr - 20
321	Feb - 20	Jan - 18	8,422.34	7,380.02	5,639.06	1,740.96	Used	1 Series	Commercial	Apr - 20
322	Feb - 20	Jan - 18	32,075.23	27,668.03	13,556.25	14,111.78	Used	5 Series	Private	Apr - 20
323	Feb - 20	Jan - 17	30,497.64	25,767.95	20,226.31	5,541.64	Used	X5 Series	Commercial	Apr - 20
324	Apr - 20	Oct - 17	24,811.19	391.04	153.79	237.25	New	5 Series	Commercial	Apr - 20

# Compartment German Auto Loans 8

## Monthly Investor Report



Rolls-Royce  
Motor Cars Limited

Reporting Date	Sept 10, 2020		
Payment Date	Sept 21, 2020		
Period No	28		
Monthly Period	Aug 31, 2020		
Interest Period	From	Aug 20, 2020	to Sept 21, 2020 = 32 days

### 9. Defaulted Amount & Recovery Amount - Loan Level Data\*

	Month / Year of Default	Month / Year of Loan Origination	Principal Balance (Initial in EUR)	Principal Balance of Loan at Default (in EUR)	Recovery Total (in EUR)	Principal Balance End of Period (in EUR)	Object Type (new / used)	Vehicle Series	Customer Type (private / commercial)	Out of Deal (Month / Year)
325	Feb - 20	Jan - 18	17,349.69	15,162.78	9,401.22	5,761.56	Used	3 Series	Private	May - 20
326	Mar - 20	Sept - 17	29,055.32	23,137.15	16,796.81	6,340.34	Used	5 Series	Commercial	May - 20
327	May - 19	June - 16	16,721.58	15,463.70	0.00	15,472.18	New	2 Series	Private	June - 20
328	Jan - 20	Jan - 18	46,089.94	39,800.58	33,630.88	6,169.70	Used	4 Series	Private	June - 20
329	Mar - 20	Aug - 17	30,161.15	23,419.24	17,162.74	6,256.50	Used	5 Series	Private	June - 20
330	Mar - 20	Dec - 17	11,759.69	8,819.68	6,560.46	2,259.22	Used	3 Series	Private	June - 20
331	Apr - 20	Dec - 17	84,945.06	75,591.50	33,335.02	42,256.48	New	X5 Series	Commercial	June - 20
332	Apr - 20	July - 17	13,715.95	11,031.37	8,375.04	2,656.33	Used	1 Series	Private	July - 20
333	Mar - 20	Oct - 17	20,880.57	17,453.25	11,262.45	6,190.80	New	1 Series	Commercial	Aug - 20
334	Apr - 20	Jan - 18	24,653.36	19,475.79	13,985.39	5,490.40	Used	5 Series	Private	Aug - 20
335	May - 20	Dec - 16	44,013.04	38,987.75	11,395.19	27,592.56	New	5 Series	Commercial	Aug - 20
336	June - 20	July - 17	70,275.50	49,343.74	30,504.52	18,839.22	New	5 Series	Commercial	Aug - 20
337	Aug - 20	Mar - 17	26,779.14	15,224.76	1,523.34	13,701.42	New	MINI	Private	Aug - 20
338	Aug - 20	July - 17	15,788.84	163.74	39.69	124.05	Used	1 Series	Private	Aug - 20

\*Applicable only if loans have defaulted. Does not include defaulted amounts less than 10 EUR.

**Compartment German Auto Loans 8**  
**Monthly Investor Report**



Rolls-Royce  
Motor Cars Limited

Reporting Date	Sept 10, 2020		
Payment Date	Sept 21, 2020		
Period No	28		
Monthly Period	Aug 31, 2020		
Interest Period	From	Aug 20, 2020	to Sept 21, 2020 = 32 days

**10. Outstanding Note Balance**

1. Note Balance	All Notes	Class A	Class B
-----------------	-----------	---------	---------

Initial Note Information			
ISIN code		XS1808853581	XS1808854399
Currency		EUR	EUR
Legal final maturity		June 2025	June 2025
Rating (Fitch / Moody's / S&P/DBRS)		AAA/N/A/AAA/N/A	N/A/N/A/N/A/N/A
Initial notes aggregate principal outstanding balance in EUR	1,075,300,000.00	1,000,000,000.00	75,300,000.00
Nominal amount per note in EUR		100,000.00	100,000.00
Initial number of notes per class in EUR		10,000	753

Current Note Information			
Notes aggregate principal outstanding balance in EUR - BoP	337,956,191.88	262,656,191.88	75,300,000.00
Available distribution amount in EUR	36,911,048.80		
Redemption per class in EUR		31,390,822.02	0,00
Redemption per note in EUR		3,139.08	0.00
Notes aggregate principal outstanding balance in EUR - EoP	306,565,369.86	231,265,369.86	75,300,000.00
Current pool factor		0.23	1.00

2. Payments to Investor per Note	Class A	Class B
----------------------------------	---------	---------

Interest Type	Floating Rate	Fixed Rate
Reference Rate	1M_EURIBOR	NONE
Actual Interest Rate	-0.517%	NONE
Spread	0.400%	NONE
Coupon	0.000%*	1.000%
Day count fraction	Actual/360	Actual/360
Interest days	32 days	32 days
Principal outstanding per note in EUR - BoP	26,265.62	100,000.00
Principal repayment per note in EUR	3,139.08	0.00
Principal outstanding per note in EUR - EoP	23,126.54	100,000.00
Interest payment per Note in EUR	0.00	88.89

\* rate is floored at 0.000%, the theoretical negative interest rate is -0.117%.



**Compartment German Auto Loans 8**  
**Monthly Investor Report**



Rolls-Royce  
 Motor Cars Limited

Reporting Date	Sept 10, 2020			
Payment Date	Sept 21, 2020			
Period No	28			
Monthly Period	Aug 31, 2020			
Interest Period	From	Aug 20, 2020	to	Sept 21, 2020 = 32 days

**10. Outstanding Note Balance**

<b>3. Credit Enhancement</b>	Initial Period (in EUR)	Initial CE (in %)	Current Period (in EUR)	Current CE (in %)
Class A	1,000,000,000.00	7.50	231,265,369.86	35.78
Class B	75,300,000.00	0.50	75,300,000.00	14.37
Cash Reserve (+ Overcollateralisation)		0.00	50,560,278.43	0.00

**4. Clean-Up Call Option**

If the aggregate outstanding principal balance has been reduced to less than 10% of the aggregate outstanding principal balance at the Issue Date, the seller will have the option under the receivables purchase Agreement to acquire all outstanding purchased receivables.

Aggregate outstanding principal balance at end of period (in EUR)	351,745,648.29
Clean-Up option exercisable	No

**Compartment German Auto Loans 8**  
**Monthly Investor Report**

**BMW**  
**GROUP**



Rolls-Royce  
 Motor Cars Limited

Reporting Date	Sept 10, 2020			
Payment Date	Sept 21, 2020			
Period No	28			
Monthly Period	Aug 31, 2020			
Interest Period	From	Aug 20, 2020	to	Sept 21, 2020 = 32 days

**11. Original Principal Balance**

Initial Portfolio as of origination of contract

Group (in EUR) (by Original Principal Balance)	Original principal balance (in EUR)	Original Principal Balance (in % of total)	Number of Contracts	Number of Contracts (in % of total)
0.00 - 5,000.00	6,602,430.10	0.54	1,758	3.14
5.000,01 - 10.000,00	53,342,875.63	4.40	6,758	12.05
10.000,01 - 15.000,00	133,921,010.22	11.03	10,565	18.84
15.000,01 - 20.000,00	189,310,910.30	15.60	10,808	19.28
20.000,01 - 25.000,00	198,030,105.32	16.32	8,823	15.74
25.000,01 - 30.000,00	178,429,764.68	14.70	6,502	11.60
30.000,01 - 35.000,00	132,759,753.18	10.94	4,103	7.32
35.000,01 - 40.000,00	91,674,885.59	7.55	2,450	4.37
40.000,01 - 45.000,00	59,215,184.71	4.88	1,400	2.50
45.000,01 - 50.000,00	43,978,430.11	3.62	927	1.65
50.000,01 - 55.000,00	32,354,806.99	2.67	618	1.10
55.000,01 - 60.000,00	25,497,518.92	2.10	444	0.79
> 60.000,00	68,538,800.68	5.65	915	1.63
<b>Total</b>	<b>1,213,656,476.43</b>	<b>100.00</b>	<b>56,071</b>	<b>100.00</b>

Average:	21,644.99
Min:	630.00
Max:	234,985.33

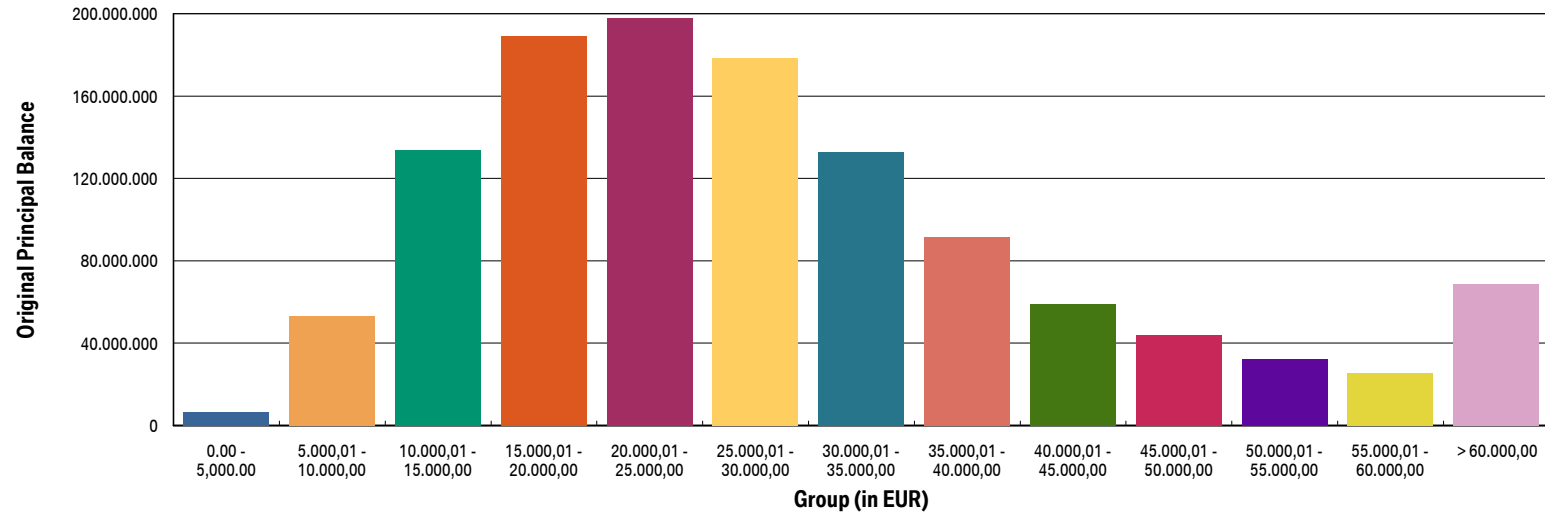
**Compartment German Auto Loans 8**  
**Monthly Investor Report**



Rolls-Royce  
 Motor Cars Limited

Reporting Date	Sept 10, 2020			
Payment Date	Sept 21, 2020			
Period No	28			
Monthly Period	Aug 31, 2020			
Interest Period	From	Aug 20, 2020	to	Sept 21, 2020 = 32 days

**11a. Original Principal Balance (graph)**



**Compartment German Auto Loans 8**  
**Monthly Investor Report**



Rolls-Royce  
Motor Cars Limited

Reporting Date	Sept 10, 2020			
Payment Date	Sept 21, 2020			
Period No	28			
Monthly Period	Aug 31, 2020			
Interest Period	From	Aug 20, 2020	to	Sept 21, 2020 = 32 days

**12. Aggregate Principal Balance**

Initial Portfolio

Group (in EUR)	Aggregate Principal Balance (in EUR)	Aggregate Principal Balance (in % of total)	Number of Contracts	Number of Contracts (in % of total)
0.00 - 5,000.00	11,911,454.23	1.11	3,553	6.34
5.000,01 - 10.000,00	67,979,197.49	6.32	8,808	15.71
10.000,01 - 15.000,00	144,390,179.97	13.43	11,512	20.53
15.000,01 - 20.000,00	184,235,767.64	17.13	10,572	18.85
20.000,01 - 25.000,00	179,689,329.59	16.71	8,035	14.33
25.000,01 - 30.000,00	145,425,557.37	13.52	5,329	9.50
30.000,01 - 35.000,00	102,843,973.13	9.56	3,186	5.68
35.000,01 - 40.000,00	69,581,005.45	6.47	1,864	3.32
40.000,01 - 45.000,00	45,284,645.28	4.21	1,071	1.91
45.000,01 - 50.000,00	33,696,768.07	3.13	711	1.27
50.000,01 - 55.000,00	24,282,918.80	2.26	464	0.83
55.000,01 - 60.000,00	19,141,345.96	1.78	334	0.60
> 60.000,00	46,837,767.73	4.36	632	1.13
<b>Total</b>	<b>1,075,299,910.71</b>	<b>100.00</b>	<b>56,071</b>	<b>100.00</b>

Average:	19,177.47
Min:	89.35
Max:	232,486.98

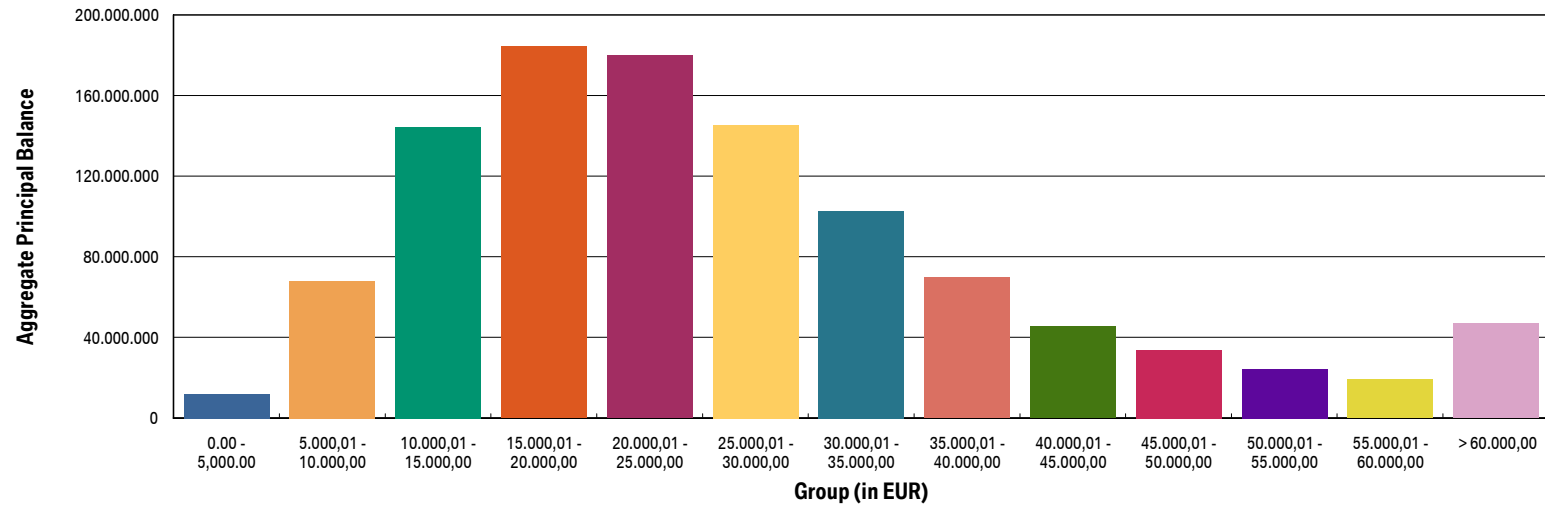
**Compartment German Auto Loans 8**  
**Monthly Investor Report**



Rolls-Royce  
 Motor Cars Limited

Reporting Date	Sept 10, 2020			
Payment Date	Sept 21, 2020			
Period No	28			
Monthly Period	Aug 31, 2020			
Interest Period	From	Aug 20, 2020	to	Sept 21, 2020 = 32 days

**12a. Aggregate Principal Balance (graph)**



**Compartment German Auto Loans 8**  
**Monthly Investor Report**



Rolls-Royce  
Motor Cars Limited

Reporting Date	Sept 10, 2020			
Payment Date	Sept 21, 2020			
Period No	28			
Monthly Period	Aug 31, 2020			
Interest Period	From	Aug 20, 2020	to	Sept 21, 2020 = 32 days

**13. Aggregate Outstanding Principal Balance**

Portfolio as of: Aug 31, 2020

Group (in EUR)	Aggregate Outstanding Principal Balance (in EUR)	Aggregate Outstanding Principal Balance (in % of total)	Number of Contracts	Number of Contracts (in % of total)
0.00 - 5,000.00	9,015,898.69	2.56	8,153	27.86
5,000,01 - 10,000,00	43,521,384.16	12.37	5,674	19.39
10,000,01 - 15,000,00	71,195,510.09	20.24	5,726	19.57
15,000,01 - 20,000,00	75,294,259.40	21.41	4,341	14.84
20,000,01 - 25,000,00	56,510,374.88	16.07	2,537	8.67
25,000,01 - 30,000,00	35,004,543.40	9.95	1,287	4.40
30,000,01 - 35,000,00	20,035,733.13	5.70	620	2.12
35,000,01 - 40,000,00	13,462,335.56	3.83	361	1.23
40,000,01 - 45,000,00	10,409,138.20	2.96	247	0.84
45,000,01 - 50,000,00	6,236,898.25	1.77	132	0.45
50,000,01 - 55,000,00	3,387,094.14	0.96	65	0.22
55,000,01 - 60,000,00	2,916,590.10	0.83	51	0.17
> 60,000,00	4,755,888.29	1.35	67	0.23
<b>Total</b>	<b>351,745,648.29</b>	<b>100.00</b>	<b>29,261</b>	<b>100.00</b>

WA:	12,020.97
Min:	0.00
Max:	214,291.78

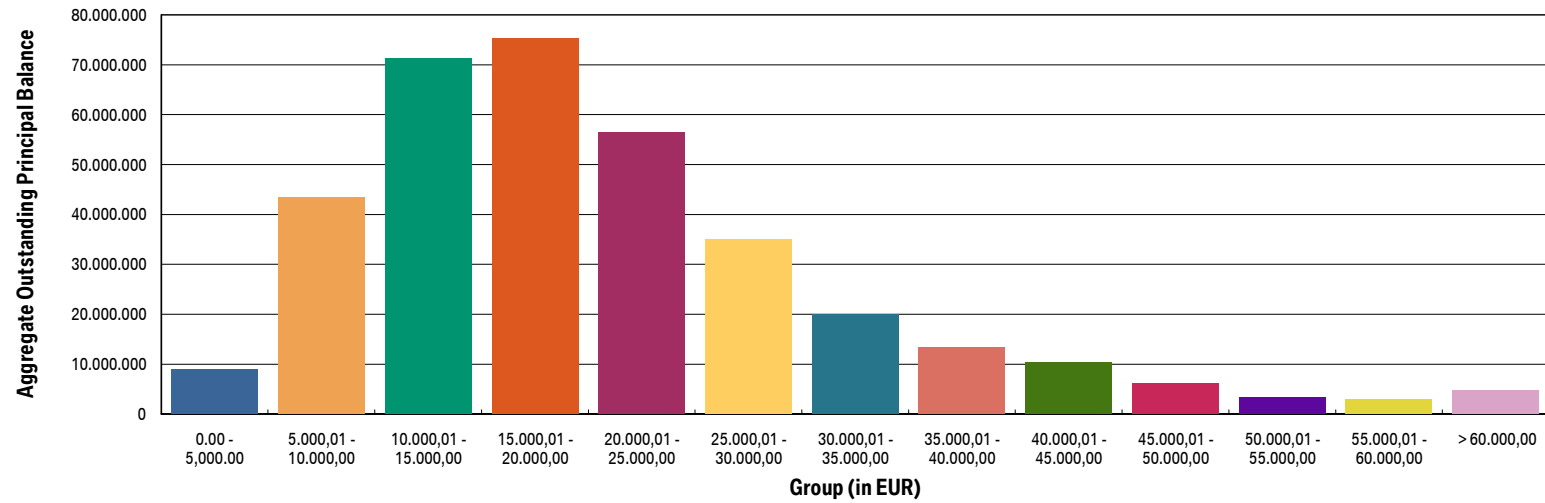
**Compartment German Auto Loans 8**  
**Monthly Investor Report**



Rolls-Royce  
 Motor Cars Limited

Reporting Date	Sept 10, 2020			
Payment Date	Sept 21, 2020			
Period No	28			
Monthly Period	Aug 31, 2020			
Interest Period	From	Aug 20, 2020	to	Sept 21, 2020 = 32 days

**13a. Aggregate Outstanding Principal Balance (graph)**



**Compartment German Auto Loans 8**  
**Monthly Investor Report**



Rolls-Royce  
Motor Cars Limited

Reporting Date	Sept 10, 2020				
Payment Date	Sept 21, 2020				
Period No	28				
Monthly Period	Aug 31, 2020				
Interest Period	From	Aug 20, 2020	to	Sept 21, 2020	= 32 days

**14. Down Payments**

Portfolio as of: Aug 31, 2020

Down Payment	Aggregate Outstanding Principal Balance (in EUR)	Aggregate Outstanding Principal Balance (in % of total)	Number of Contracts	Number of Contracts (in % of total)	Down Payment/ Purchase Price (in %)
No Down Payment	84,602,406.87	24.05	7,321	25.02	0.00
<=1000	7,536,195.89	2.14	737	2.52	4.10
1.000,01 - 2.000,00	17,989,127.86	5.11	1,680	5.74	7.99
2.000,01 - 3.000,00	23,377,084.39	6.65	2,183	7.46	12.01
3.000,01 - 4.000,00	22,015,859.48	6.26	2,074	7.09	15.51
4.000,01 - 5.000,00	35,197,323.82	10.01	3,016	10.31	17.56
5.000,01 - 6.000,00	19,604,605.51	5.57	1,655	5.66	20.14
6.000,01 - 7.000,00	17,615,653.95	5.01	1,407	4.81	21.67
7.000,01 - 8.000,00	18,496,418.42	5.26	1,415	4.84	23.01
8.000,01 - 9.000,00	10,263,831.35	2.92	764	2.61	24.82
9.000,01 - 10.000,00	27,849,952.18	7.92	2,126	7.27	26.46
10.000,01 - 11.000,00	6,447,210.50	1.83	446	1.52	26.35
11.000,01 - 12.000,00	8,312,794.85	2.36	605	2.07	28.50
12.000,01 - 13.000,00	6,724,297.54	1.91	460	1.57	29.07
13.000,01 - 14.000,00	4,986,780.56	1.42	358	1.22	30.60
14.000,01 - 15.000,00	11,682,454.64	3.32	889	3.04	33.50
> 15.000,00	29,043,650.48	8.26	2,125	7.26	39.14
<b>Total</b>	<b>351,745,648.29</b>	<b>100.00</b>	<b>29,261</b>	<b>100.00</b>	<b>16.75</b>

Minimum Down Payment:	29.26
Maximum Down Payment:	93,267.06
Average Down Payment:	5,920.40
Average Down Payment (customers that made a Down Payment):	7,895.94



**Compartment German Auto Loans 8**  
**Monthly Investor Report**



Rolls-Royce  
Motor Cars Limited

Reporting Date	Sept 10, 2020			
Payment Date	Sept 21, 2020			
Period No	28			
Monthly Period	Aug 31, 2020			
Interest Period	From	Aug 20, 2020	to	Sept 21, 2020 = 32 days

**15. Borrower Concentration**

Portfolio as of: Aug 31, 2020

Borrower (Top 20)	Aggregate Outstanding Principal Balance (in EUR)	Aggregate Outstanding Principal Balance (in % of total)	Number of Contracts	Number of Contracts (in % of total)
1	222,664.36	0.06	13	0.04
2	214,291.78	0.06	1	0.00
3	147,370.60	0.04	5	0.02
4	123,545.62	0.04	1	0.00
5	113,926.32	0.03	3	0.01
6	94,211.70	0.03	1	0.00
7	94,205.08	0.03	3	0.01
8	92,781.96	0.03	2	0.01
9	92,523.14	0.03	2	0.01
10	92,521.56	0.03	2	0.01
11	88,975.94	0.03	2	0.01
12	88,673.01	0.03	1	0.00
13	88,627.44	0.03	1	0.00
14	86,855.64	0.02	2	0.01
15	85,310.23	0.02	1	0.00
16	84,719.90	0.02	1	0.00
17	84,359.50	0.02	2	0.01
18	82,348.08	0.02	1	0.00
19	81,400.54	0.02	1	0.00
20	80,368.03	0.02	2	0.01
<b>Total</b>	<b>2,139,680.43</b>	<b>0.61</b>	<b>47</b>	<b>0.16</b>
<b>Total Portfolio Balance</b>	<b>351,745,648.29</b>			

**Compartment German Auto Loans 8**  
**Monthly Investor Report**



Rolls-Royce  
Motor Cars Limited

Reporting Date	Sept 10, 2020			
Payment Date	Sept 21, 2020			
Period No	28			
Monthly Period	Aug 31, 2020			
Interest Period	From	Aug 20, 2020	to	Sept 21, 2020 = 32 days

**16. Geographical Distribution**

Initial Portfolio

Post code area	Aggregate Principal Balance (in EUR)	Aggregate Principal Balance (in % of total)	Number of Contracts	Number of contracts (in % of total)
post code area 0	59,388,875.81	5.52	3,031	5.41
post code area 1	68,063,748.40	6.33	3,264	5.82
post code area 2	95,520,039.60	8.88	4,972	8.87
post code area 3	98,034,964.07	9.12	5,256	9.37
post code area 4	128,909,449.36	11.99	6,764	12.06
post code area 5	122,157,113.60	11.36	6,477	11.55
post code area 6	136,415,503.83	12.69	7,223	12.88
post code area 7	129,944,746.50	12.08	6,948	12.39
post code area 8	139,594,765.87	12.98	7,090	12.64
post code area 9	97,270,703.67	9.05	5,046	9.00
<b>Total</b>	<b>1,075,299,910.71</b>	<b>100.00</b>	<b>56,071</b>	<b>100.00</b>

**Compartment German Auto Loans 8**  
**Monthly Investor Report**



Rolls-Royce  
 Motor Cars Limited

Reporting Date	Sept 10, 2020			
Payment Date	Sept 21, 2020			
Period No	28			
Monthly Period	Aug 31, 2020			
Interest Period	From	Aug 20, 2020	to	Sept 21, 2020 = 32 days

**16. Geographical Distribution**

Portfolio as of: Aug 31, 2020

Post code area	Aggregate Outstanding Principal Balance (in EUR)	Aggregate Outstanding Principal Balance (in % of total)	Number of Contracts	Number of Contracts (in % of total)
post code area 0	20,748,229.97	5.90	1,676	5.73
post code area 1	23,950,264.35	6.81	1,829	6.25
post code area 2	32,058,019.31	9.11	2,599	8.88
post code area 3	33,470,902.65	9.52	2,798	9.56
post code area 4	40,361,717.46	11.47	3,472	11.87
post code area 5	40,160,711.19	11.42	3,395	11.60
post code area 6	44,708,332.10	12.71	3,729	12.74
post code area 7	41,330,858.94	11.75	3,517	12.02
post code area 8	43,093,673.80	12.25	3,542	12.10
post code area 9	31,702,328.73	9.01	2,682	9.17
post code area Others	160,609.79	0.05	22	0.08
<b>Total</b>	<b>351,745,648.29</b>	<b>100.00</b>	<b>29,261</b>	<b>100.00</b>

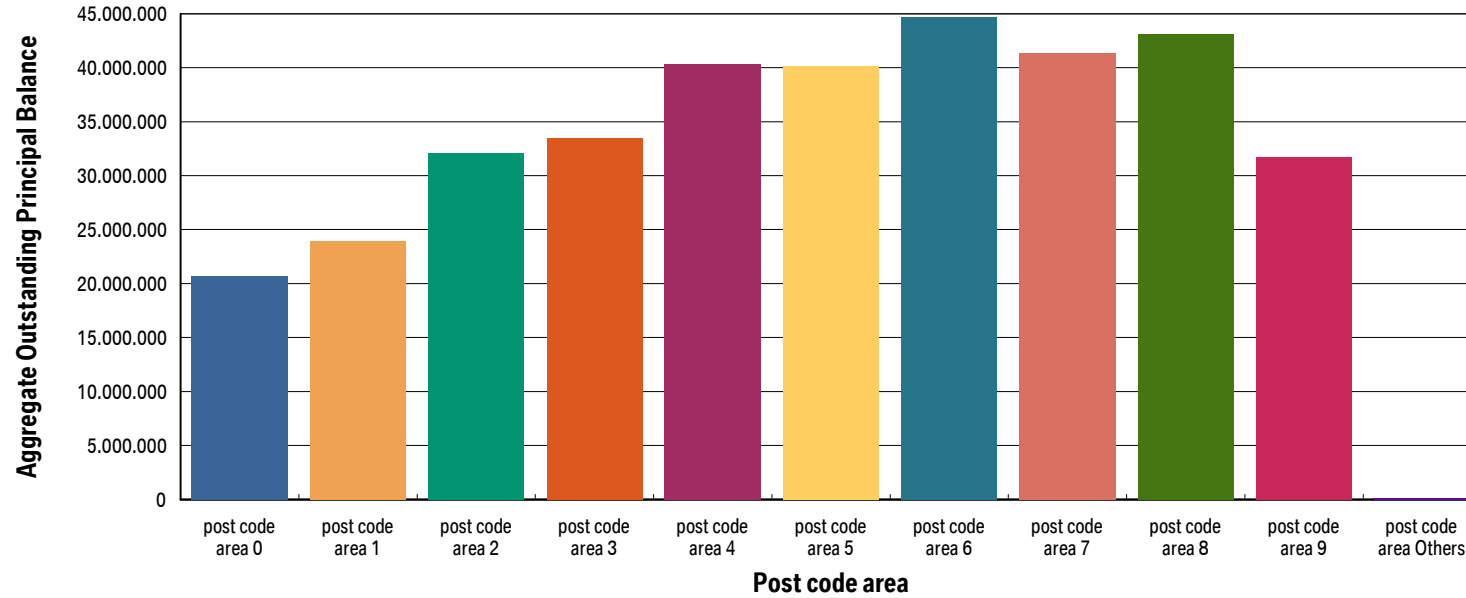
**Compartment German Auto Loans 8**  
**Monthly Investor Report**



Rolls-Royce  
 Motor Cars Limited

Reporting Date	Sept 10, 2020			
Payment Date	Sept 21, 2020			
Period No	28			
Monthly Period	Aug 31, 2020			
Interest Period	From	Aug 20, 2020	to	Sept 21, 2020 = 32 days

**16a. Geographical Distribution (graph)**



**Compartment German Auto Loans 8**  
**Monthly Investor Report**



Rolls-Royce  
 Motor Cars Limited

Reporting Date	Sept 10, 2020			
Payment Date	Sept 21, 2020			
Period No	28			
Monthly Period	Aug 31, 2020			
Interest Period	From	Aug 20, 2020	to	Sept 21, 2020 = 32 days

**17. Car Type & Customer Group**

Initial Portfolio

Car Type	Aggregate Principal Balance (in EUR)	Aggregate Principal Balance (in % of total)	Number of Contracts	Number of Contracts (in % of total)
New	511,495,773.89	47.57	20,632	36.80
Used	563,804,136.82	52.43	35,439	63.20
<b>Total</b>	<b>1,075,299,910.71</b>	<b>100.00</b>	<b>56,071</b>	<b>100.00</b>

Customer Group	Aggregate Principal Balance (in EUR)	Aggregate Principal Balance (in % of total)	Number of Contracts	Number of Contracts (in % of total)
Commercial	285,100,325.98	26.51	11,022	19.66
Private Individual	790,199,584.73	73.49	45,049	80.34
<b>Total</b>	<b>1,075,299,910.71</b>	<b>100.00</b>	<b>56,071</b>	<b>100.00</b>

**Compartment German Auto Loans 8**  
**Monthly Investor Report**



Rolls-Royce  
Motor Cars Limited

Reporting Date	Sept 10, 2020			
Payment Date	Sept 21, 2020			
Period No	28			
Monthly Period	Aug 31, 2020			
Interest Period	From	Aug 20, 2020	to	Sept 21, 2020 = 32 days

**17. Car Type & Customer Group**

Portfolio as of: Aug 31, 2020

Car Type	Aggregate Outstanding Principal Balance (in EUR)	Aggregate Outstanding Principal Balance (in % of total)	Number of Contracts	Number of Contracts (in % of total)
New	175,151,974.41	49.80	11,400	38.96
Used	176,593,673.88	50.20	17,861	61.04
<b>Total</b>	<b>351,745,648.29</b>	<b>100.00</b>	<b>29,261</b>	<b>100.00</b>

Customer Group	Aggregate Outstanding Principal Balance (in EUR)	Aggregate Outstanding Principal Balance (in % of total)	Number of Contracts	Number of Contracts (in % of total)
Commercial	84,563,611.73	24.04	5,280	18.04
Private Individual	267,182,036.56	75.96	23,981	81.96
<b>Total</b>	<b>351,745,648.29</b>	<b>100.00</b>	<b>29,261</b>	<b>100.00</b>

**Compartment German Auto Loans 8**  
**Monthly Investor Report**



Rolls-Royce  
Motor Cars Limited

Reporting Date	Sept 10, 2020			
Payment Date	Sept 21, 2020			
Period No	28			
Monthly Period	Aug 31, 2020			
Interest Period	From	Aug 20, 2020	to	Sept 21, 2020 = 32 days

**18. Delinquencies**

Initial Portfolio

Days past due	Aggregate Principal Balance (in EUR)	Aggregate Principal Balance (in % of total)	Number of Contracts	Number of Contracts (in % of total)
1 - 30	0.00	0.00	0	0.00
31 - 60	0.00	0.00	0	0.00
61 - 90	0.00	0.00	0	0.00
91 - 120	0.00	0.00	0	0.00
> 120	0.00	0.00	0	0.00
<b>Total</b>	<b>0.00</b>	<b>0.00</b>	<b>0</b>	<b>0.00</b>

Portfolio as of: Aug 31, 2020

Days past due	Aggregate Outstanding Principal Balance (in EUR)	Aggregate Outstanding Principal Balance (in % of total)	Number of Contracts	Number of Contracts (in % of total)
1 - 30	4,560,692.66	1.30	291	0.99
31 - 60	1,755,448.30	0.50	104	0.36
61 - 90	351,451.13	0.10	24	0.08
91 - 120	197,523.36	0.06	12	0.04
> 120	406,613.06	0.12	26	0.09
<b>Total</b>	<b>7,271,728.51</b>	<b>2.07</b>	<b>457</b>	<b>1.56</b>

**Compartment German Auto Loans 8**  
**Monthly Investor Report**



Rolls-Royce  
Motor Cars Limited

Reporting Date	Sept 10, 2020				
Payment Date	Sept 21, 2020				
Period No	28				
Monthly Period	Aug 31, 2020				
Interest Period	From	Aug 20, 2020	to	Sept 21, 2020	= 32 days

**18a. Delinquencies Analysis**

Monthly Period	Performing (in EUR)	31-60 days past due (in EUR)	61-90 days past due (in EUR)	91-120 days past due (in EUR)	>120 days past due (in EUR)
May - 18	1,052,856,026.67	0.00	0.00	0.00	0.00
June - 18	1,025,920,741.08	233,336.96	0.00	0.00	0.00
July - 18	996,483,247.28	481,935.51	31,765.70	0.00	0.00
Aug - 18	966,977,692.08	533,675.23	110,616.76	31,765.70	0.00
Sept - 18	940,700,267.02	1,200,220.42	234,647.64	87,002.36	20,394.58
Oct - 18	912,899,854.06	543,706.97	432,611.31	177,974.36	83,768.01
Nov - 18	885,102,126.56	1,030,841.39	143,861.32	298,949.46	196,304.73
Dec - 18	859,006,011.25	1,132,465.64	387,227.93	143,806.82	311,578.70
Jan - 19	831,440,112.06	802,553.45	520,268.13	277,977.96	279,620.86
Feb - 19	805,436,050.61	953,939.39	337,962.17	429,690.95	317,236.05
Mar - 19	777,512,528.36	1,414,940.60	466,607.47	107,293.91	648,764.98
Apr - 19	750,042,508.62	1,344,947.00	464,953.76	288,803.53	605,195.72
May - 19	723,580,107.76	1,203,515.65	491,288.91	404,880.31	555,124.42
June - 19	699,170,880.02	1,220,494.59	344,122.62	288,224.31	435,128.09
July - 19	671,918,788.11	1,050,200.27	519,348.27	215,474.42	445,405.41
Aug - 19	646,700,075.48	1,450,252.44	423,782.09	327,347.68	677,623.38
Sept - 19	622,958,860.77	1,365,831.71	723,406.80	125,505.19	522,623.73
Oct - 19	599,139,505.67	1,028,057.79	354,923.49	497,668.10	326,784.11
Nov - 19	575,018,741.06	949,662.17	455,421.22	231,164.95	550,476.14
Dec - 19	551,277,351.49	1,175,344.16	519,314.12	237,021.95	502,982.60
Jan - 20	527,378,262.94	1,067,543.00	456,177.99	190,152.74	329,319.61
Feb - 20	507,679,654.72	591,329.72	563,991.48	264,600.98	231,906.73
Mar - 20	482,743,548.41	1,025,658.87	384,458.97	346,664.40	352,753.15
Apr - 20	457,704,057.65	1,229,584.91	490,609.31	204,518.29	487,383.30
May - 20	437,661,276.25	894,453.66	732,959.94	146,072.99	553,232.23
June - 20	417,101,884.42	657,177.27	450,076.20	572,394.07	322,579.68
July - 20	380,570,997.41	707,826.03	403,274.92	246,498.80	456,154.70
Aug - 20	349,034,612.44	1,755,448.30	351,451.13	197,523.36	406,613.06



**Compartment German Auto Loans 8**  
**Monthly Investor Report**



Rolls-Royce  
 Motor Cars Limited

Reporting Date	Sept 10, 2020			
Payment Date	Sept 21, 2020			
Period No	28			
Monthly Period	Aug 31, 2020			
Interest Period	From	Aug 20, 2020	to	Sept 21, 2020 = 32 days

**19. Seasoning**

Initial Portfolio

Group (in months)	Aggregate Principal Balance (in EUR)	Aggregate Principal Balance (in % of total)	Number of Contracts	Number of Contracts (in % of total)
<= 6	492,607,422.31	45.81	23,758	42.37
> 6 - <= 12	391,635,229.03	36.42	20,512	36.58
> 12 - <= 24	130,251,179.08	12.11	7,514	13.40
> 24 - <= 36	49,977,501.72	4.65	3,393	6.05
> 36 - <= 42	5,051,935.82	0.47	397	0.71
> 42 - <= 48	3,810,087.86	0.35	322	0.57
> 48 - <= 53	1,210,666.78	0.11	105	0.19
> 53	755,888.11	0.07	70	0.12
<b>Total</b>	<b>1,075,299,910.71</b>	<b>100.00</b>	<b>56,071</b>	<b>100.00</b>

WA Seasoning (in months):	9.07
Min (in months):	3.00
Max (in months):	67.00

**Compartment German Auto Loans 8**  
**Monthly Investor Report**



Rolls-Royce  
Motor Cars Limited

Reporting Date	Sept 10, 2020			
Payment Date	Sept 21, 2020			
Period No	28			
Monthly Period	Aug 31, 2020			
Interest Period	From	Aug 20, 2020	to	Sept 21, 2020 = 32 days

**19. Seasoning**

Portfolio as of: Aug 31, 2020

Group (in months)	Aggregate Outstanding Principal Balance (in EUR)	Aggregate Outstanding Principal Balance (in % of total)	Number of Contracts	Number of Contracts (in % of total)
<= 6	0.00	0.00	0	0.00
> 6 - <= 12	0.00	0.00	0	0.00
> 12 - <= 24	0.00	0.00	0	0.00
> 24 - <= 36	287,430,777.71	81.72	22,024	75.27
> 36 - <= 42	48,914,655.83	13.91	5,439	18.59
> 42 - <= 48	8,907,834.20	2.53	929	3.17
> 48 - <= 53	4,067,019.31	1.16	499	1.71
> 53	2,425,361.24	0.69	370	1.26
<b>Total</b>	<b>351,745,648.29</b>	<b>100.00</b>	<b>29,261</b>	<b>100.00</b>

WA Seasoning (in months):	34.58
Min (in months):	31.00
Max (in months):	94.00

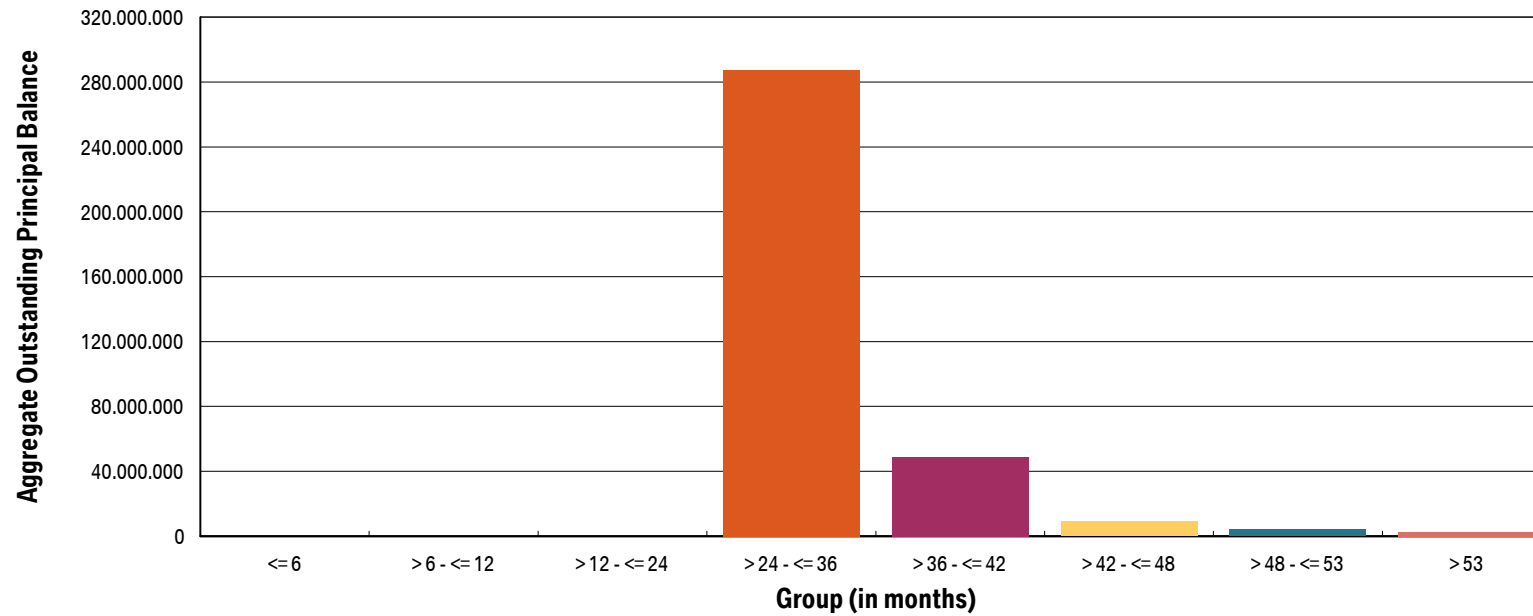
**Compartment German Auto Loans 8**  
**Monthly Investor Report**



Rolls-Royce  
 Motor Cars Limited

Reporting Date	Sept 10, 2020				
Payment Date	Sept 21, 2020				
Period No	28				
Monthly Period	Aug 31, 2020				
Interest Period	From	Aug 20, 2020	to	Sept 21, 2020	= 32 days

**19a. Seasoning (graph)**



**Compartment German Auto Loans 8**  
**Monthly Investor Report**



Rolls-Royce  
 Motor Cars Limited

Reporting Date	Sept 10, 2020			
Payment Date	Sept 21, 2020			
Period No	28			
Monthly Period	Aug 31, 2020			
Interest Period	From	Aug 20, 2020	to	Sept 21, 2020 = 32 days

**20. Remaining Term**

Initial Portfolio

Group (in months)	Aggregate Principal Balance (in EUR)	Aggregate Principal Balance (in % of total)	Number of Contracts	Number of Contracts (in % of total)
<= 6	16,053,540.58	1.49	1,460	2.60
> 6 - <= 12	28,451,320.08	2.65	2,297	4.10
> 12 - <= 24	130,153,234.30	12.10	9,416	16.79
> 24 - <= 36	462,331,005.88	43.00	23,661	42.20
> 36 - <= 42	142,815,618.83	13.28	7,056	12.58
> 42 - <= 48	72,965,238.70	6.79	3,327	5.93
> 48 - <= 53	91,317,767.33	8.49	3,738	6.67
> 53	131,212,185.01	12.20	5,116	9.12
<b>Total</b>	<b>1,075,299,910.71</b>	<b>100.00</b>	<b>56,071</b>	<b>100.00</b>

WA Remaining Term (in months):	35.12
Min (in months):	3.00
Max (in months):	60.00

**Compartment German Auto Loans 8**  
**Monthly Investor Report**



Rolls-Royce  
Motor Cars Limited

Reporting Date	Sept 10, 2020			
Payment Date	Sept 21, 2020			
Period No	28			
Monthly Period	Aug 31, 2020			
Interest Period	From	Aug 20, 2020	to	Sept 21, 2020 = 32 days

**20. Remaining Term**

Portfolio as of: Aug 31, 2020

Group (in months)	Aggregate Outstanding Principal Balance (in EUR)	Aggregate Outstanding Principal Balance (in % of total)	Number of Contracts	Number of Contracts (in % of total)
<= 6	145,332,107.40	41.32	16,043	54.83
> 6 - <= 12	43,373,791.02	12.33	3,356	11.47
> 12 - <= 24	86,541,414.66	24.60	5,714	19.53
> 24 - <= 36	76,498,335.21	21.75	4,148	14.18
> 36 - <= 42	0.00	0.00	0	0.00
> 42 - <= 48	0.00	0.00	0	0.00
> 48 - <= 53	0.00	0.00	0	0.00
> 53	0.00	0.00	0	0.00
<b>Total</b>	<b>351,745,648.29</b>	<b>100.00</b>	<b>29,261</b>	<b>100.00</b>

WA Remaining Term (in months):	12.89
Min (in months):	0.00
Max (in months):	32.00

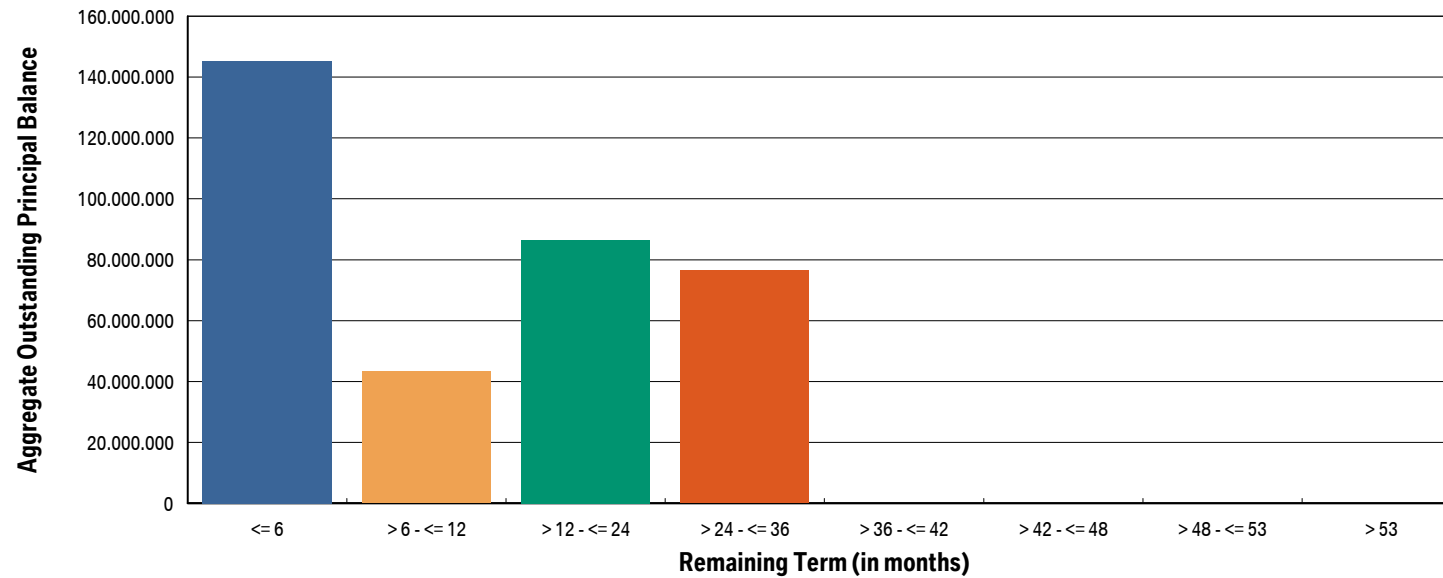
**Compartment German Auto Loans 8**  
**Monthly Investor Report**



Rolls-Royce  
 Motor Cars Limited

Reporting Date	Sept 10, 2020				
Payment Date	Sept 21, 2020				
Period No	28				
Monthly Period	Aug 31, 2020				
Interest Period	From	Aug 20, 2020	to	Sept 21, 2020	= 32 days

**20a. Remaining Term (graph)**



**Compartment German Auto Loans 8**  
**Monthly Investor Report**



Rolls-Royce  
Motor Cars Limited

Reporting Date	Sept 10, 2020			
Payment Date	Sept 21, 2020			
Period No	28			
Monthly Period	Aug 31, 2020			
Interest Period	From	Aug 20, 2020	to	Sept 21, 2020 = 32 days

**21. Original Term**

Initial Portfolio

Group (in months)	Aggregate Principal Balance (in EUR)	Aggregate Principal Balance (in % of total)	Number of Contracts	Number of Contracts (in % of total)
<= 6	0.00	0.00	0	0.00
> 6 - <= 12	683,348.34	0.06	275	0.49
> 12 - <= 24	41,759,800.70	3.88	4,346	7.75
> 24 - <= 36	522,385,630.26	48.58	27,540	49.12
> 36 - <= 42	4,537,430.98	0.42	341	0.61
> 42 - <= 48	231,089,301.46	21.49	11,811	21.06
> 48 - <= 53	850,694.44	0.08	50	0.09
> 53	273,993,704.53	25.48	11,708	20.88
<b>Total</b>	<b>1,075,299,910.71</b>	<b>100.00</b>	<b>56,071</b>	<b>100.00</b>

WA Original Term (in months):	44.19
Min (in months):	7.00
Max (in months):	120.00

**Compartment German Auto Loans 8**  
**Monthly Investor Report**



Rolls-Royce  
Motor Cars Limited

Reporting Date	Sept 10, 2020			
Payment Date	Sept 21, 2020			
Period No	28			
Monthly Period	Aug 31, 2020			
Interest Period	From	Aug 20, 2020	to	Sept 21, 2020 = 32 days

**21. Original Term**

Portfolio as of: Aug 31, 2020

Group (in months)	Aggregate Outstanding Principal Balance (in EUR)	Aggregate Outstanding Principal Balance (in % of total)	Number of Contracts	Number of Contracts (in % of total)
<= 6	0.00	0.00	0	0.00
> 6 - <= 12	20.00	0.00	1	0.00
> 12 - <= 24	40,069.73	0.01	49	0.17
> 24 - <= 36	135,462,288.12	38.51	13,970	47.74
> 36 - <= 42	1,223,322.21	0.35	177	0.60
> 42 - <= 48	92,913,159.04	26.41	7,427	25.38
> 48 - <= 53	367,634.85	0.10	31	0.11
> 53	121,739,154.34	34.61	7,606	25.99
<b>Total</b>	<b>351,745,648.29</b>	<b>100.00</b>	<b>29,261</b>	<b>100.00</b>

WA Original Term (in months):	47.50
Min (in months):	12.00
Max (in months):	96.00



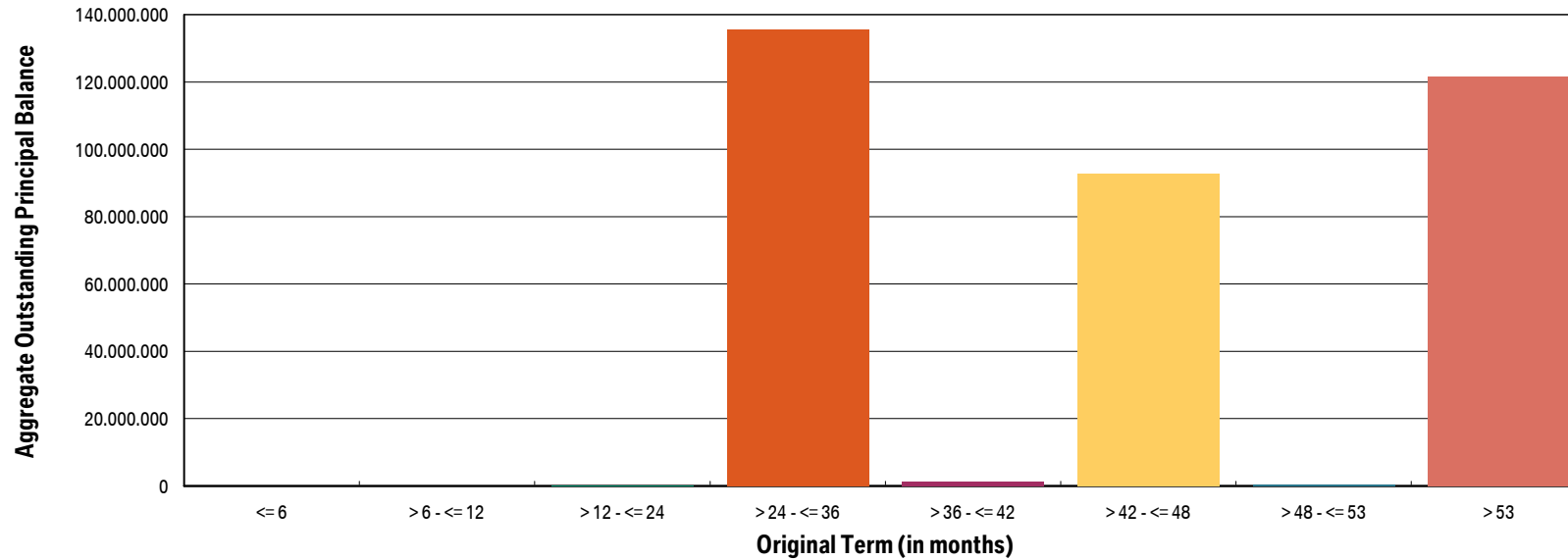
**Compartment German Auto Loans 8**  
**Monthly Investor Report**



Rolls-Royce  
 Motor Cars Limited

Reporting Date	Sept 10, 2020		
Payment Date	Sept 21, 2020		
Period No	28		
Monthly Period	Aug 31, 2020		
Interest Period	From	Aug 20, 2020	to Sept 21, 2020 = 32 days

**21a. Original Term (graph)**



**Compartment German Auto Loans 8**  
**Monthly Investor Report**



Rolls-Royce  
Motor Cars Limited

Reporting Date	Sept 10, 2020			
Payment Date	Sept 21, 2020			
Period No	28			
Monthly Period	Aug 31, 2020			
Interest Period	From	Aug 20, 2020	to	Sept 21, 2020 = 32 days

**22. Vehicle Class**

Initial Portfolio

Group	Aggregate Principal Balance (in EUR)	Aggregate Principal Balance (in % of total)	Number of Contracts	Number of Contracts (in % of total)
BMW 1 Series	129,865,755.35	12.08	9,511	16.96
BMW 2 Series	103,347,732.66	9.61	4,514	8.05
BMW 3 Series	145,598,511.94	13.54	8,561	15.27
BMW 4 Series	69,614,986.52	6.47	2,164	3.86
BMW 5 Series	153,275,207.30	14.25	6,718	11.98
BMW 6 Series	12,574,532.89	1.17	332	0.59
BMW 7 Series	15,588,328.20	1.45	505	0.90
BMW X1 Series	78,758,412.40	7.32	4,211	7.51
BMW X3 Series	67,685,228.04	6.29	2,881	5.14
BMW X4 Series	19,330,655.27	1.80	547	0.98
BMW X5 Series	59,449,059.17	5.53	1,757	3.13
BMW X6 Series	19,564,213.22	1.82	477	0.85
BMW Z Series	6,510,679.28	0.61	382	0.68
BMW i Series	4,017,788.04	0.37	134	0.24
MINI	143,991,857.94	13.39	9,217	16.44
Non BMW Group Models (incl. Motorcycles)	24,654,365.38	2.29	1,725	3.08
Other BMW Group (incl. Motorcycles)	21,472,597.11	2.00	2,435	4.34
<b>Total</b>	<b>1,075,299,910.71</b>	<b>100.00</b>	<b>56,071</b>	<b>100.00</b>

**Compartment German Auto Loans 8**  
**Monthly Investor Report**



Rolls-Royce  
Motor Cars Limited

Reporting Date	Sept 10, 2020			
Payment Date	Sept 21, 2020			
Period No	28			
Monthly Period	Aug 31, 2020			
Interest Period	From	Aug 20, 2020	to	Sept 21, 2020 = 32 days

**22. Vehicle Class**

Portfolio as of: Aug 31, 2020

Group	Aggregate Outstanding Principal Balance (in EUR)	Aggregate Outstanding Principal Balance (in % of total)	Number of Contracts	Number of Contracts (in % of total)
BMW 1 Series	40,219,567.17	11.43	4,770	16.30
BMW 2 Series	34,484,907.21	9.80	2,567	8.77
BMW 3 Series	47,399,853.66	13.48	4,375	14.95
BMW 4 Series	24,061,549.01	6.84	1,193	4.08
BMW 5 Series	53,204,597.14	15.13	3,652	12.48
BMW 6 Series	3,728,534.93	1.06	150	0.51
BMW 7 Series	4,355,000.91	1.24	223	0.76
BMW X1 Series	27,635,157.41	7.86	2,312	7.90
BMW X3 Series	24,765,962.02	7.04	1,634	5.58
BMW X4 Series	6,718,249.79	1.91	301	1.03
BMW X5 Series	20,281,724.41	5.77	921	3.15
BMW X6 Series	5,637,146.37	1.60	225	0.77
BMW Z Series	1,618,067.05	0.46	172	0.59
BMW i Series	1,393,208.57	0.40	82	0.28
MINI	46,418,762.12	13.20	5,092	17.40
Non BMW Group Models (incl. Motorcycles)	6,748,930.78	1.92	813	2.78
Other BMW Group (incl. Motorcycles)	3,074,429.74	0.87	779	2.66
<b>Total</b>	<b>351,745,648.29</b>	<b>100.00</b>	<b>29,261</b>	<b>100.00</b>

**Compartment German Auto Loans 8**  
**Monthly Investor Report**



Rolls-Royce  
Motor Cars Limited

Reporting Date	Sept 10, 2020			
Payment Date	Sept 21, 2020			
Period No	28			
Monthly Period	Aug 31, 2020			
Interest Period	From	Aug 20, 2020	to	Sept 21, 2020 = 32 days

**23. Payment Type**

Initial Portfolio:

Group	Aggregate Principal Balance (in EUR)	Aggregate Principal Balance (in % of total)	Number of Contracts	Number of Contracts (in % of total)
Direct debit	1,072,959,034.30	99.78	55,958	99.80
Self payment	2,340,876.41	0.22	113	0.20
<b>Total</b>	<b>1,075,299,910.71</b>	<b>100.00</b>	<b>56,071</b>	<b>100.00</b>

Portfolio as of: Aug 31, 2020

Group	Aggregate Outstanding Principal Balance (in EUR)	Aggregate Outstanding Principal Balance (in % of total)	Number of Contracts	Number of Contracts (in % of total)
Direct debit	347,306,949.35	98.74	28,816	98.48
Self payment	4,438,698.94	1.26	445	1.52
<b>Total</b>	<b>351,745,648.29</b>	<b>100.00</b>	<b>29,261</b>	<b>100.00</b>

**Compartment German Auto Loans 8**  
**Monthly Investor Report**



Rolls-Royce  
 Motor Cars Limited

Reporting Date	Sept 10, 2020		
Payment Date	Sept 21, 2020		
Period No	28		
Monthly Period	Aug 31, 2020		
Interest Period	From	Aug 20, 2020	to Sept 21, 2020 = 32 days

**24. Interest Rates**

		Weighted Average Nominal Interest Rate (in %)	
Aggregate Principal Balance (Initial)	1,075,299,910.71		3.20
Aggregate Outstanding Principal Balance	351,745,648.29		3.14

**Compartment German Auto Loans 8**  
**Monthly Investor Report**



Rolls-Royce  
 Motor Cars Limited

Reporting Date	Sept 10, 2020			
Payment Date	Sept 21, 2020			
Period No	28			
Monthly Period	Aug 31, 2020			
Interest Period	From	Aug 20, 2020	to	Sept 21, 2020 = 32 days

**25. Credit Type**

Initial Portfolio

Credit Type	Aggregate Principal Balance (in EUR)	Aggregate Principal Balance (in % of total)	Number of Contracts	Number of Contracts (in % of total)
Balloon	1,065,386,634.83	99.08	54,435	97.08
Equal Instalment Loan	9,913,275.88	0.92	1,636	2.92
<b>Total</b>	<b>1,075,299,910.71</b>	<b>100.00</b>	<b>56,071</b>	<b>100.00</b>

Portfolio as of: Aug 31, 2020

Credit Type	Aggregate Outstanding Principal Balance (in EUR)	Aggregate Outstanding Principal Balance (in % of total)	Number of Contracts	Number of Contracts (in % of total)
Balloon	350,551,140.65	99.66	28,813	98.47
Equal Instalment Loan	1,194,507.64	0.34	448	1.53
<b>Total</b>	<b>351,745,648.29</b>	<b>100.00</b>	<b>29,261</b>	<b>100.00</b>

**Compartment German Auto Loans 8**  
**Monthly Investor Report**



Rolls-Royce  
Motor Cars Limited

Reporting Date	Sept 10, 2020			
Payment Date	Sept 21, 2020			
Period No	28			
Monthly Period	Aug 31, 2020			
Interest Period	From	Aug 20, 2020	to	Sept 21, 2020 = 32 days

**26. Contracts Per Customer**

Initial Portfolio

Group	Aggregate Principal Balance (in EUR)	Aggregate Principal Balance (in % of total)	Number of Contracts	Number of Contracts (in % of total)
1	1,021,847,444.53	95.03	53,818	95.98
2 - 4	44,933,659.05	4.18	1,879	3.35
5 - 7	2,469,885.89	0.23	109	0.19
8 - 10	879,227.35	0.08	45	0.08
> 10	5,169,693.89	0.48	220	0.39
<b>Total</b>	<b>1,075,299,910.71</b>	<b>100.00</b>	<b>56,071</b>	<b>100.00</b>

Portfolio as of: Aug 31, 2020

Group	Aggregate Outstanding Principal Balance (in EUR)	Aggregate Outstanding Principal Balance (in % of total)	Number of Contracts	Number of Contracts (in % of total)
1	343,529,238.96	97.66	28,751	98.26
2 - 4	7,649,049.24	2.17	475	1.62
5 - 7	344,695.73	0.10	22	0.08
8 - 10	0.00	0.00	0	0.00
> 10	222,664.36	0.06	13	0.04
<b>Total</b>	<b>351,745,648.29</b>	<b>100.00</b>	<b>29,261</b>	<b>100.00</b>

**Compartment German Auto Loans 8**  
**Monthly Investor Report**



Rolls-Royce  
Motor Cars Limited

Reporting Date	Sept 10, 2020		
Payment Date	Sept 21, 2020		
Period No	28		
Monthly Period	Aug 31, 2020		
Interest Period	From	Aug 20, 2020	to Sept 21, 2020 = 32 days

**27. Amortisation**

Initial Portfolio

Period	Principal Balance (in EUR)
	1,075,299,910.71
1	1,061,357,489.07
2	1,047,376,391.98
3	1,028,976,630.62
4	1,011,847,734.98
5	994,587,130.43
6	977,587,209.07
7	960,632,551.19
8	943,395,454.14
9	926,963,774.36
10	910,101,977.23
11	892,419,263.73
12	873,954,514.11
13	855,587,954.26
14	836,259,321.26
15	815,300,347.63
16	796,093,347.75
17	776,144,845.96
18	755,946,281.31
19	735,816,698.97
20	715,114,886.44
21	696,423,052.91
22	680,012,992.58
23	661,963,242.23
24	644,189,851.85
25	627,229,357.25
26	609,753,422.74
27	564,757,889.20
28	525,428,885.48
29	483,696,257.65

Current Portfolio

Period	Principal Balance in EUR	Reduction in EUR
	351,745,648.29	
1	317,903,576.19	33,842,072.10
2	289,488,723.31	28,414,852.88
3	257,787,608.74	31,701,114.57
4	219,611,033.62	38,176,575.12
5	191,626,904.35	27,984,129.27
6	186,175,236.77	5,451,667.58
7	180,283,756.95	5,891,479.82
8	174,294,718.76	5,989,038.19
9	168,699,636.99	5,595,081.77
10	163,058,636.65	5,641,000.34
11	146,244,865.67	16,813,770.98
12	132,641,873.05	13,602,992.62
13	120,235,780.57	12,406,092.48
14	109,758,065.18	10,477,715.39
15	100,823,733.99	8,934,331.19
16	91,846,001.20	8,977,732.79
17	83,590,111.18	8,255,890.02
18	81,084,585.83	2,505,525.35
19	78,235,661.35	2,848,924.48
20	75,333,279.03	2,902,382.32
21	72,786,079.18	2,547,199.85
22	69,983,565.35	2,802,513.83
23	59,872,435.40	10,111,129.95
24	50,459,781.68	9,412,653.72
25	40,878,193.34	9,581,588.34
26	31,155,776.55	9,722,416.79
27	21,114,955.24	10,040,821.31
28	9,950,706.75	11,164,248.49
29	13,220.25	9,937,486.50



**Compartment German Auto Loans 8**  
**Monthly Investor Report**



Rolls-Royce  
 Motor Cars Limited

Reporting Date	Sept 10, 2020		
Payment Date	Sept 21, 2020		
Period No	28		
Monthly Period	Aug 31, 2020		
Interest Period	From	Aug 20, 2020	to Sept 21, 2020 = 32 days

**27. Amortisation**

Initial Portfolio

Period	Principal Balance (in EUR)
30	440,605,305.95
31	392,140,353.45
32	334,901,312.09
33	293,075,233.85
34	284,499,363.79
35	275,210,944.10
36	266,153,461.44
37	257,195,264.89
38	248,644,221.55
39	223,065,697.54
40	201,939,995.92
41	183,125,587.37
42	167,020,001.82
43	153,550,322.74
44	140,072,333.42
45	127,680,743.83
46	123,787,776.71
47	119,433,902.10
48	115,054,784.43
49	110,871,342.68
50	106,578,147.42
51	90,866,337.94
52	76,260,088.19
53	62,040,002.52
54	46,852,592.27
55	31,749,212.54
56	14,675,475.77
57	16,968.32
58	8,236.30
59	1,913.98

Current Portfolio

Period	Principal Balance in EUR	Reduction in EUR
30	6,326.27	6,893.98
31	1,326.56	4,999.71
32	0.00	1,326.56
33	0.00	0.00
34	0.00	0.00
35	0.00	0.00
36	0.00	0.00
37	0.00	0.00
38	0.00	0.00
39	0.00	0.00
40	0.00	0.00
41	0.00	0.00
42	0.00	0.00
43	0.00	0.00
44	0.00	0.00
45	0.00	0.00
46	0.00	0.00
47	0.00	0.00
48	0.00	0.00
49	0.00	0.00
50	0.00	0.00
51	0.00	0.00
52	0.00	0.00
53	0.00	0.00
54	0.00	0.00
55	0.00	0.00
56	0.00	0.00
57	0.00	0.00
58	0.00	0.00
59	0.00	0.00

**Compartment German Auto Loans 8**  
**Monthly Investor Report**



Rolls-Royce  
 Motor Cars Limited

Reporting Date	Sept 10, 2020			
Payment Date	Sept 21, 2020			
Period No	28			
Monthly Period	Aug 31, 2020			
Interest Period	From	Aug 20, 2020	to	Sept 21, 2020 = 32 days

**27. Amortisation**

Initial Portfolio

Period	Principal Balance (in EUR)
60	0.00

Current Portfolio

Period	Principal Balance in EUR	Reduction in EUR
60	0.00	0.00

**Compartment German Auto Loans 8**  
**Monthly Investor Report**



Rolls-Royce  
 Motor Cars Limited

Reporting Date	Sept 10, 2020			
Payment Date	Sept 21, 2020			
Period No	28			
Monthly Period	Aug 31, 2020			
Interest Period	From	Aug 20, 2020	to	Sept 21, 2020 = 32 days

**28. Priority of Payments**

**Priority of Payments\***

Available Distribution Amount	+	36,911,048.80
Taxes	-	4,250.00
Trustee Payment	-	0.00
Senior Expenses	-	2,619.78
Swap Net Payment	-	66,422.83
Class A Interest	-	0.00
Class B Interest	-	66,934.17
Cash Reserve	-	5,380,000.00
Principal Class A	-	31,390,822.02
Principal Class B	-	0.00
Swap Termination Event	-	0.00
Subordinated Loan Interest	-	0.00
Subordinated Loan Principal	-	0.00
Seller	-	0.00

\*all Amounts in EUR

**Compartment German Auto Loans 8**  
**Monthly Investor Report**



Rolls-Royce  
 Motor Cars Limited

Reporting Date	Sept 10, 2020			
Payment Date	Sept 21, 2020			
Period No	28			
Monthly Period	Aug 31, 2020			
Interest Period	From	Aug 20, 2020	to	Sept 21, 2020 = 32 days

**29. Transaction Costs**

	<b>Class A</b>	<b>Class B</b>	<b>Subordinated Loan</b>	<b>Total</b>
Senior Expenses				<b>2,619.78</b>
Interest accrued for the Period (in EUR)	<b>0.00</b>	<b>66,934.17</b>	<b>3,505.37</b>	<b>70,439.54</b>
Interest payments for the Period (in EUR)	<b>0.00</b>	<b>66,934.17</b>	<b>0.00</b>	<b>66,934.17</b>
Cumulative Interest Payments (in EUR)	<b>292,400.00</b>	<b>1,796,733.30</b>	<b>0.00</b>	<b>2,089,133.30</b>
Unpaid Interest for the Period (in EUR)	<b>0.00</b>	<b>0.00</b>	<b>3,505.37</b>	<b>3,505.37</b>
Cumulative Unpaid Interest (in EUR)	<b>0.00</b>	<b>0.00</b>	<b>106,988.18</b>	<b>106,988.18</b>

**Compartment German Auto Loans 8**  
**Monthly Investor Report**



Rolls-Royce  
Motor Cars Limited

Reporting Date	Sept 10, 2020			
Payment Date	Sept 21, 2020			
Period No	28			
Monthly Period	Aug 31, 2020			
Interest Period	From	Aug 20, 2020	to	Sept 21, 2020 = 32 days

**30. Ratings**

			Fitch	S&P	Moody's	DBRS
<b>Notes - current ratings</b>						
	Class A		AAA	AAA	N/A	N/A
	Class B		N/A	N/A	N/A	N/A

			Fitch	S&P	Moody's	DBRS	Trigger Breached
<b>Transaction Parties - current ratings</b>							
	BMW AG	long term	N/A	A	A2	A high	no
		short term	N/A	A-1	P-1	N/A	no
<b>Issuer Account Bank:</b>	Bank of New York Mellon, Frankfurt Branch	long term	AA+	AA-	N/A	N/A	no
		short term	F1+	A-1+	N/A	N/A	no
<b>Swap Provider:</b>	Skandinaviska Enskilda Banken AB (publ)	long term	AA+	A+	N/A	N/A	no
		short term	F1+	A-1	N/A	N/A	no
<b>Calculation Agent:</b>	Bank of New York Mellon, London Branch	long term	AA	AA-	N/A	N/A	no
		short term	F1+	A-1+	N/A	N/A	no
<b>Trustee:</b>	BNY Mellon Corporate Trustee Services Limited	long term	AA	AA-	N/A	N/A	no
		short term	F1+	A-1+	N/A	N/A	no

			Fitch	S&P	Moody's	DBRS
<b>Transaction Parties - required ratings</b>						
	BMW AG	long term	A	N/A	N/A	N/A
		short term	F1	N/A	N/A	N/A
<b>Issuer Account Bank:</b>	Bank of New York Mellon, Frankfurt Branch	long term	A	A+	N/A	N/A
		short term	F1	A-1	N/A	N/A
<b>Swap Provider:</b>	Skandinaviska Enskilda Banken AB (publ)	long term	A	A+	N/A	N/A
		short term	F1	A-1	N/A	N/A

**Compartment German Auto Loans 8**  
**Monthly Investor Report**



Rolls-Royce  
 Motor Cars Limited

Reporting Date	Sept 10, 2020		
Payment Date	Sept 21, 2020		
Period No	28		
Monthly Period	Aug 31, 2020		
Interest Period	From	Aug 20, 2020	to Sept 21, 2020 = 32 days

**31. Swap Counterparty Data**

<b>Swap Counterparty Data</b>	
Swap counterparty provider	Skandinaviska Enskilda Banken AB (publ)
Swap termination event	No

<b>Swap Data</b>	
Swap type	Fixed floating interest rate swap
Notional amount (in EUR)	262,656,191.88
Fixed rate (in %)	-0.2480
Floating rate (Euribor in %)	-0.5170
Net swap payments (in EUR) (- from SPV / + to SPV)	-66,422.83