



Bavarian Sky S.A., Compartment German Auto Loans 8

Monthly Investor Report - July 2020

**BMW
GROUP**



Rolls-Royce
Motor Cars Limited

Compartment German Auto Loans 8

Monthly Investor Report

BMW
GROUP



Rolls-Royce
Motor Cars Limited

Reporting Date	Aug 11, 2020
Payment Date	Aug 20, 2020
Period No	27
Monthly Period	July 31, 2020
Interest Period	From July 20, 2020 to Aug 20, 2020 = 31 days

Index

1. Contact Information
2. Reporting Contact Details
3. Counterparty History
4. Overview Dates
5. Portfolio Information
6. Reserves
7. Performance Data
8. Defaulted Amount & Recovery Amount
9. Defaulted Amount & Recovery Amount - Loan Level Data
10. Outstanding Note Balance
11. Original Principal Balance
12. Aggregate Principal Balance
13. Aggregate Outstanding Principal Balance
14. Down Payments
15. Borrower Concentration
16. Geographical Distribution
17. Car Type & Customer Group
18. Delinquencies
19. Seasoning
20. Remaining Term
21. Original Term
22. Vehicle Class
23. Payment Type
24. Interest Rates
25. Credit Type
26. Contracts per Customer
27. Amortisation
28. Priority of Payments
29. Transaction Costs
30. Ratings
31. Swap Counterparty Data

Compartment German Auto Loans 8
Monthly Investor Report

BMW
GROUP



Rolls-Royce
Motor Cars Limited

Reporting Date	Aug 11, 2020
Payment Date	Aug 20, 2020
Period No	27
Monthly Period	July 31, 2020
Interest Period	From July 20, 2020 to Aug 20, 2020 = 31 days

1. Contact Information

Transaction Parties

Issuer: **Bavarian Sky S.A.**
Acting in respect of its Compartment German Auto Loans 8
2a, rue Nicolas Bové
L-1253 Luxembourg
Luxembourg
Attn.: The Directors
BavarianSky@intertrustgroup.com
+352 26 4491

Corporate Administrator: **Intertrust (Luxembourg) S.à r.l.**
6, Rue Eugène Ruppert
L-2453 Luxembourg
Luxembourg
Attn.: BUO - Capital Markets
LU-BavarianSky@intertrustgroup.com
+352 26 44 91

Originator/Servicer: **BMW Bank GmbH**
Lilienthalallee 26
80939 Munich
Germany
Attn.: Antoun Zakhour
abs.bmwgroup@bmw.de
+49-89-382-61467
Attn.: Michael Dalchow
abs.bmwgroup@bmw.de
+49-89-382-53070

Compartment German Auto Loans 8
Monthly Investor Report

BMW
GROUP



Rolls-Royce
Motor Cars Limited

Reporting Date	Aug 11, 2020
Payment Date	Aug 20, 2020
Period No	27
Monthly Period	July 31, 2020
Interest Period	From July 20, 2020 to Aug 20, 2020 = 31 days

1. Contact Information

Transaction Parties

Calculation Agent/Paying Agent/

Bank of New York Mellon, London Branch

One Canada Square
E14 5AL London
United Kingdom
Attn.: Corporate Trust Administration
BNYM.structured.finance.team.8@bnymellon.com

Trustee:

BNY Mellon Corporate Trustee Services Limited

One Canada Square
E14 5AL London
United Kingdom
Attn.: Corporate Trust Administration
BNYM.structured.finance.team.8@bnymellon.com

Issuer Account Bank:

Bank of New York Mellon, Frankfurt Branch

Friedrich-Ebert-Anlage 49, Messeturm
60327 Frankfurt am Main
Germany
Attn.: Corporate Trust Administrator
BNYM.Structured.Finance.Team.8@bnymellon.com

Compartment German Auto Loans 8
Monthly Investor Report

BMW
GROUP



Rolls-Royce
Motor Cars Limited

Reporting Date	Aug 11, 2020
Payment Date	Aug 20, 2020
Period No	27
Monthly Period	July 31, 2020
Interest Period	From July 20, 2020 to Aug 20, 2020 = 31 days

1. Contact Information

Transaction Parties

Data Trustee:

Bank of New York Mellon, Frankfurt Branch

Friedrich-Ebert-Anlage 46, Messeturm
60327 Frankfurt am Main
Germany
Attn.: Corporate Trust Administration
BNYM.structured.finance.team.8@bnymellon.com

Swap Counterparty:

Skandinaviska Enskilda Banken AB (publ)

Kungsträdgårdsgatan 8
SE-106 40 Stockholm
Sweden
docunit@seb.se

Rating Agencies:

Fitch Ratings Ltd

30 North Colonnade, Canary Wharf
E14 5GN London
United Kingdom
ABSsurveillance@fitchratings.com

Standard & Poor's Credit Market Services Europe Limited

20 Canada Square, Canary Wharf
E14 5LH London
United Kingdom
StructuredFinanceEurope@spglobal.com

Compartment German Auto Loans 8
Monthly Investor Report

BMW
GROUP



Rolls-Royce
Motor Cars Limited

Reporting Date	Aug 11, 2020
Payment Date	Aug 20, 2020
Period No	27
Monthly Period	July 31, 2020
Interest Period	From July 20, 2020 to Aug 20, 2020 = 31 days

2. Reporting Contact Details

Contact for Servicer Report (Portfolio related information in Investor Report)

Contact for Investor Reporting:

BMW Bank GmbH

Lilienthalallee 26
80939 Munich
Germany
Attn.: Antoun Zakhour
abs.bmwgroup@bmw.de
+49-89-382-61467

Attn.: Michael Dalchow
abs.bmwgroup@bmw.de
+49-89-382-53070

Calculation Agent:

Bank of New York Mellon, London Branch

One Canada Square
E14 5AL London
United Kingdom
Attn. Corporate Trust Administration
BNYM.structured.finance.team.8@bnymellon.com

Compartment German Auto Loans 8
Monthly Investor Report

BMW
GROUP



Rolls-Royce
Motor Cars Limited

Reporting Date	Aug 11, 2020
Payment Date	Aug 20, 2020
Period No	27
Monthly Period	July 31, 2020
Interest Period	From July 20, 2020 to Aug 20, 2020 = 31 days

3. Counterparty History

Replacement Party to be added if applicable

Compartment German Auto Loans 8
Monthly Investor Report



Rolls-Royce
 Motor Cars Limited

Reporting Date	Aug 11, 2020		
Payment Date	Aug 20, 2020		
Period No	27		
Monthly Period	July 31, 2020		
Interest Period	From	July 20, 2020	to Aug 20, 2020 = 31 days

4. Overview Dates

Initial Cut-Off Date:	30/04/2018		
Issue Date:	01/05/2018	Legal Maturity Date:	20/06/2025
Reporting Date	11/08/2020		
Investor Reporting Date	18/08/2020		
Interest Determination Date	16/07/2020		
Reporting Frequency:	monthly		
Monthly Period No. (since Issue Date):	27	(since Issue Date)	
Payment Date:	20/08/2020		
Next Payment Date	21/09/2020		
Monthly Period:	01/07/2020	until	31/07/2020

Compartment German Auto Loans 8
Monthly Investor Report



Rolls-Royce
Motor Cars Limited

Reporting Date	Aug 11, 2020		
Payment Date	Aug 20, 2020		
Period No	27		
Monthly Period	July 31, 2020		
Interest Period	From	July 20, 2020	to Aug 20, 2020 = 31 days

5. Portfolio Information

Outstanding receivables in EUR	current period	prior period
	Aggregate outstanding principal balance	Aggregate outstanding principal balance
Beginning of period in EUR	419,104,111.64	439,987,995.07
Scheduled principal payments in EUR	26,992,843.60	11,440,559.84
Prepayment* principal in EUR	8,467,541.51	7,837,659.73
Prepayments* number of contracts	566	542
Repurchases* principal in EUR	1,105,333.43	1,389,099.17
Repurchases* number of contracts	64	79
Total principal collections in EUR	36,565,718.54	20,667,318.74
Total interest collections in EUR	1,073,155.73	1,136,299.62
Defaulted Amounts in EUR	234,423.59	460,445.24
Recoveries in EUR	80,782.35	243,880.55
Late Recoveries in EUR	33,455.26	93,977.19
End of Period in EUR	382,384,751.86	419,104,111.64
Current prepayment rate (annualised) in %	23.05	19.87

* Prepayments are defined as all contracts that are early settled by the borrower and repurchases are defined as all contracts that are repurchased due to modification of contract.

Compartment German Auto Loans 8
Monthly Investor Report



Rolls-Royce
Motor Cars Limited

Reporting Date	Aug 11, 2020				
Payment Date	Aug 20, 2020				
Period No	27				
Monthly Period	July 31, 2020				
Interest Period	From	July 20, 2020	to	Aug 20, 2020	= 31 days

6. Reserves

Aggregate outstanding notes balance

Initial outstanding notes balance in EUR 1,075,300,000.00

Cash Reserve	in EUR
Outstanding cash reserve beginning of period	5,380,000.00
Interest on cash reserve - previous period	0.00
Required cash reserve	5,380,000.00
Outstanding cash reserve end of period	5,380,000.00

Triggers*								
Reserves	Current ratio	Trigger	Required Rating BMW AG				Trigger Breach	
			Fitch	S&P	Moody's	DBRS		
Commingling Reserve			Long Term	A	N/A	N/A	N/A	no
			Short Term	F1	N/A	N/A	N/A	no

* Breach of one of these triggers in conjunction with any other event as set out in the Servicing Agreement and/or the Receivables Purchase Agreement will oblige BMW Bank GmbH to post additional cash collateral. The Reserves will be adjusted on a monthly basis and shall be deposited in the Issuer Account and exclusively reserved to cover risks.

Commingling Reserve	in EUR
Outstanding Commingling Reserve end of period	0.00

Set-Off Risk (current ratio): 0,01%

Compartment German Auto Loans 8
Monthly Investor Report



Rolls-Royce
 Motor Cars Limited

Reporting Date	Aug 11, 2020		
Payment Date	Aug 20, 2020		
Period No	27		
Monthly Period	July 31, 2020		
Interest Period	From	July 20, 2020	to Aug 20, 2020 = 31 days

7. Performance Data

Aggregate outstanding notes balance

Beginning of period (in EUR)	375,482,834.57
End of period (in EUR)	337,956,191.88

Ratios		
31- 60 days past due	(in EUR)	(in %)
31- 60 days past due period before previous period	894,453.66	0.20
31- 60 days past due previous period	657,177.27	0.16
31- 60 days past due current period	707,826.03	0.19
61- 90 days past due	(in EUR)	(in %)
61- 90 days past due period before previous period	732,959.94	0.17
61- 90 days past due previous period	450,076.20	0.11
61- 90 days past due current period	403,274.92	0.11
Cumulative net loss ratio	Current ratio	
Cumulative net loss ratio (in %)	0.35	

Compartment German Auto Loans 8
Monthly Investor Report



Rolls-Royce
 Motor Cars Limited

Reporting Date	Aug 11, 2020			
Payment Date	Aug 20, 2020			
Period No	27			
Monthly Period	July 31, 2020			
Interest Period	From	July 20, 2020	to	Aug 20, 2020 = 31 days

7. Performance Data

Performance data	
Number of contracts being 31 - 60 days delinquent	51
Number of contracts being 61 - 90 days delinquent	21
Balance of contracts being 31 - 60 days delinquent (in EUR)	707,826.03
Balance of contracts being 61 - 90 days delinquent (in EUR)	403,274.92
Defaulted amounts (in EUR)	234,423.59
Cumulative defaulted amounts (in EUR)	7,687,391.32
Recoveries (in EUR)	80,782.35
Cumulative recoveries (in EUR)	3,871,762.82

Compartment German Auto Loans 8
Monthly Investor Report



Rolls-Royce
Motor Cars Limited

Reporting Date	Aug 11, 2020			
Payment Date	Aug 20, 2020			
Period No	27			
Monthly Period	July 31, 2020			
Interest Period	From	July 20, 2020	to	Aug 20, 2020 = 31 days

8. Defaulted Amount & Recovery Amount

(as at end of Monthly Period)

Collection Period	No. of Defaulted Agreements in Collection Period	Defaulted Amount in Collection Period (in EUR)	Cumulative Defaulted Amount since Initial Cut-Off Date (in EUR)	Cumulative Amount of Purchased Receivables (in EUR)	Cumulative Default Ratio (in %)	Recovery Amount in Collection Period (in EUR)	Cumulative Recoveries since Initial Cut-Off Date (in EUR)	Cumulative Net Losses (in EUR)	Cumulative Net Loss Ratio (in %)
Apr - 18	0	n/a	n/a	1,075,299,910.71	n/a	n/a	n/a	n/a	n/a
May - 18	5	29.93	29.93	1,075,299,910.71	0.00	0.00	0.00	29.93	0.00
June - 18	10	58.65	88.58	1,075,299,910.71	0.00	0.00	0.00	88.58	0.00
July - 18	20	43,550.19	43,638.77	1,075,299,910.71	0.00	31,120.50	31,120.50	12,518.27	0.00
Aug - 18	21	52,335.52	95,974.29	1,075,299,910.71	0.01	43,026.13	74,146.63	21,827.66	0.00
Sept - 18	10	144,020.39	239,994.68	1,075,299,910.71	0.02	101,063.56	175,210.19	64,784.49	0.01
Oct - 18	18	265,575.90	505,570.58	1,075,299,910.71	0.05	170,175.25	345,385.44	160,185.14	0.01
Nov - 18	23	274,156.35	779,726.93	1,075,299,910.71	0.07	182,720.89	528,106.33	251,620.60	0.02
Dec - 18	15	183,031.54	962,758.47	1,075,299,910.71	0.09	118,416.24	646,522.57	316,235.90	0.03
Jan - 19	31	205,947.54	1,168,706.01	1,075,299,910.71	0.11	121,636.11	768,158.68	400,547.33	0.04
Feb - 19	34	277,525.24	1,446,231.25	1,075,299,910.71	0.13	104,047.73	872,206.41	574,024.84	0.05
Mar - 19	25	249,275.97	1,695,507.22	1,075,299,910.71	0.16	104,890.70	977,097.11	718,410.11	0.07
Apr - 19	36	381,440.83	2,076,948.05	1,075,299,910.71	0.19	223,327.99	1,200,425.10	876,522.95	0.08
May - 19	33	483,294.57	2,560,242.62	1,075,299,910.71	0.24	190,980.91	1,391,406.01	1,168,836.61	0.11
June - 19	46	690,066.43	3,250,309.05	1,075,299,910.71	0.30	312,483.34	1,703,889.35	1,546,419.70	0.14
July - 19	35	225,132.76	3,475,441.81	1,075,299,910.71	0.32	106,480.42	1,810,369.77	1,665,072.04	0.15
Aug - 19	24	155,658.28	3,631,100.09	1,075,299,910.71	0.34	107,172.62	1,917,542.39	1,713,557.70	0.16
Sept - 19	37	549,608.05	4,180,708.14	1,075,299,910.71	0.39	155,254.75	2,072,797.14	2,107,911.00	0.20
Oct - 19	34	587,989.99	4,768,698.13	1,075,299,910.71	0.44	320,188.83	2,392,985.97	2,375,712.16	0.22
Nov - 19	30	331,494.05	5,100,192.18	1,075,299,910.71	0.47	161,968.74	2,554,954.71	2,545,237.47	0.24
Dec - 19	33	263,988.22	5,364,180.40	1,075,299,910.71	0.50	88,794.24	2,643,748.95	2,720,431.45	0.25
Jan - 20	30	700,424.98	6,064,605.38	1,075,299,910.71	0.56	456,246.84	3,099,995.79	2,964,609.59	0.28
Feb - 20	31	368,735.36	6,433,340.74	1,075,299,910.71	0.60	152,175.27	3,252,171.06	3,181,169.68	0.30
Mar - 20	21	211,926.49	6,645,267.23	1,075,299,910.71	0.62	145,671.01	3,397,842.07	3,247,425.16	0.30
Apr - 20	18	274,370.06	6,919,637.29	1,075,299,910.71	0.64	135,356.64	3,533,198.71	3,386,438.58	0.31
May - 20	13	72,885.20	6,992,522.49	1,075,299,910.71	0.65	13,901.21	3,547,099.92	3,445,422.57	0.32
June - 20	28	460,445.24	7,452,967.73	1,075,299,910.71	0.69	243,880.55	3,790,980.47	3,661,987.26	0.34
July - 20	29	234,423.59	7,687,391.32	1,075,299,910.71	0.71	80,782.35	3,871,762.82	3,815,628.50	0.35

Compartment German Auto Loans 8
Monthly Investor Report



Rolls-Royce
Motor Cars Limited

Reporting Date	Aug 11, 2020		
Payment Date	Aug 20, 2020		
Period No	27		
Monthly Period	July 31, 2020		
Interest Period	From	July 20, 2020	to Aug 20, 2020 = 31 days

9. Defaulted Amount & Recovery Amount - Loan Level Data*

	Month / Year of Default	Month / Year of Loan Origination	Principal Balance (Initial in EUR)	Principal Balance of Loan at Default (in EUR)	Recovery Total (in EUR)	Principal Balance End of Period (in EUR)	Object Type (new / used)	Vehicle Series	Customer Type (private / commercial)	Out of Deal (Month / Year)
1	July - 18	Oct - 17	43,915.53	43,448.47	31,120.50	12,327.97	Used	6 Series	Commercial	
2	Aug - 18	Sept - 17	32,607.38	32,607.38	32,607.38	0.00	New	MINI	Private	
3	Sept - 18	Aug - 17	25,285.96	24,850.40	21,445.80	3,404.60	Used	4 Series	Private	
4	Sept - 18	Apr - 17	8,810.96	8,554.46	6,179.09	2,375.37	Used	3 Series	Private	
5	Sept - 18	Jan - 18	34,985.52	34,985.52	24,188.16	10,797.36	New	X3 Series	Private	
6	Oct - 18	Apr - 17	21,174.10	4,844.74	-62.75	4,907.49	Used	Non BMW Group (incl. Motorcycles)	Commercial	
7	Oct - 18	Sept - 17	69,895.20	67,797.97	56,814.01	10,983.96	New	X6 Series	Private	
8	Oct - 18	Aug - 14	15,395.68	15,151.54	15,151.54	0.00	Used	X5 Series	Private	
9	Oct - 18	Dec - 17	52,699.94	23,750.78	-17.57	23,768.35	New	X6 Series	Commercial	
10	Oct - 18	Dec - 17	33,454.33	32,867.89	25,768.57	7,099.32	New	MINI	Private	
11	Oct - 18	Nov - 17	9,417.90	9,217.91	4,629.27	4,588.64	New	Other BMW Group	Commercial	
12	Nov - 18	June - 17	4,279.25	3,969.33	3,969.33	0.00	Used	Other BMW Group	Private	
13	Nov - 18	Dec - 17	74,534.70	72,521.39	62,697.09	9,824.30	Used	X5 Series	Commercial	
14	Nov - 18	Dec - 17	2,718.02	2,474.07	2,474.07	0.00	Used	Non BMW Group (incl. Motorcycles)	Commercial	
15	Nov - 18	Dec - 16	33,838.24	31,122.49	21,699.71	9,422.78	Used	7 Series	Commercial	
16	Nov - 18	Nov - 17	40,798.71	40,559.21	20,016.61	20,542.60	New	4 Series	Commercial	
17	Nov - 18	Oct - 17	5,993.85	2,881.48	5.82	2,875.66	Used	3 Series	Commercial	
18	Nov - 18	Dec - 17	52,699.94	22,768.53	-182.67	23,005.36	New	X6 Series	Commercial	
19	Nov - 18	July - 16	13,691.59	13,042.16	7,297.27	5,744.89	Used	X1 Series	Private	
20	Dec - 18	Aug - 15	19,148.62	18,468.44	10,675.17	7,793.27	New	1 Series	Private	
21	Dec - 18	Oct - 17	12,808.51	4,321.50	-107.40	4,443.77	Used	3 Series	Commercial	
22	Dec - 18	July - 17	20,400.51	20,394.58	8,094.07	12,354.19	Used	X3 Series	Private	
23	Dec - 18	Nov - 17	24,815.15	22,648.77	19,077.07	3,571.70	Used	5 Series	Private	
24	Dec - 18	July - 17	49,294.69	45,264.48	34,249.17	11,015.31	New	5 Series	Commercial	
25	Jan - 19	Jan - 18	34,106.54	32,890.97	25,381.60	7,616.20	New	5 Series	Private	
26	Jan - 19	Nov - 17	24,831.66	23,445.68	10,385.46	13,060.22	Used	X5 Series	Commercial	
27	Jan - 19	Sept - 17	26,945.21	26,413.21	15,848.80	10,564.41	New	2 Series	Private	
28	Jan - 19	Oct - 16	35,538.50	15,832.12	-116.15	15,956.95	New	5 Series	Commercial	
29	Jan - 19	Apr - 16	6,321.61	4,670.72	4,670.72	0.00	Used	5 Series	Private	
30	Jan - 19	Mar - 17	4,342.83	2,383.35	-53.04	2,436.39	Used	Non BMW Group (incl. Motorcycles)	Commercial	
31	Jan - 19	Jan - 18	29,164.31	28,068.84	16,915.16	11,153.68	New	MINI	Commercial	
32	Jan - 19	Nov - 17	21,537.41	21,267.60	4,430.43	16,837.17	Used	X6 Series	Commercial	
33	Jan - 19	Sept - 17	26,011.75	25,489.99	25,489.99	0.00	Used	X3 Series	Private	
34	Feb - 19	Sept - 17	38,315.80	37,634.78	26,555.13	11,153.00	New	3 Series	Private	
35	Feb - 19	Nov - 15	7,086.09	1,909.55	1,247.81	661.74	New	Non BMW Group (incl. Motorcycles)	Commercial	
36	Feb - 19	Sept - 17	65,515.63	28,738.61	1,664.90	27,073.71	New	4 Series	Commercial	

Compartment German Auto Loans 8
Monthly Investor Report



Rolls-Royce
Motor Cars Limited

Reporting Date	Aug 11, 2020		
Payment Date	Aug 20, 2020		
Period No	27		
Monthly Period	July 31, 2020		
Interest Period	From	July 20, 2020	to Aug 20, 2020 = 31 days

9. Defaulted Amount & Recovery Amount - Loan Level Data*

	Month / Year of Default	Month / Year of Loan Origination	Principal Balance (Initial in EUR)	Principal Balance of Loan at Default (in EUR)	Recovery Total (in EUR)	Principal Balance End of Period (in EUR)	Object Type (new / used)	Vehicle Series	Customer Type (private / commercial)	Out of Deal (Month / Year)
37	Feb - 19	Aug - 17	13,584.67	3,543.34	-54.83	3,598.17	Used	1 Series	Commercial	
38	Feb - 19	Dec - 17	22,907.10	5,955.21	-264.40	6,219.61	Used	X6 Series	Commercial	
39	Feb - 19	Oct - 17	15,038.23	14,501.12	8,463.94	6,169.10	Used	Non BMW Group (incl. Motorcycles)	Commercial	
40	Feb - 19	Oct - 17	17,137.62	15,741.59	12,098.62	3,642.97	Used	Non BMW Group (incl. Motorcycles)	Private	
41	Feb - 19	July - 17	66,092.21	64,146.60	42,103.92	22,042.68	New	X6 Series	Commercial	
42	Feb - 19	Sept - 14	27,054.94	26,463.99	0.00	26,463.99	Used	X6 Series	Commercial	
43	Feb - 19	Oct - 17	5,306.15	4,036.93	4,013.19	42.05	Used	MINI	Commercial	
44	Mar - 19	Aug - 15	9,241.28	8,669.95	8,669.95	0.00	Used	Non BMW Group (incl. Motorcycles)	Private	
45	Mar - 19	Aug - 14	7,407.58	3,279.17	3,279.17	0.00	Used	1 Series	Private	
46	Mar - 19	Aug - 15	17,271.78	16,174.28	7,492.64	8,681.64	Used	X3 Series	Commercial	
47	Mar - 19	July - 17	7,182.53	7,023.41	0.00	7,023.41	Used	MINI	Commercial	
48	Mar - 19	Nov - 15	5,988.07	5,101.70	5,101.70	0.00	Used	3 Series	Private	
49	Mar - 19	May - 17	6,412.50	3,342.38	3,342.38	0.00	Used	X5 Series	Commercial	
50	Mar - 19	Feb - 16	14,013.24	11,958.63	11,958.63	0.00	New	MINI	Private	
51	Mar - 19	Dec - 13	9,304.87	9,131.41	0.00	9,131.41	Used	Non BMW Group (incl. Motorcycles)	Commercial	
52	Mar - 19	Jan - 18	20,114.47	18,344.34	15,544.52	2,799.82	Used	MINI	Private	
53	Mar - 19	May - 17	31,119.99	29,121.85	18,797.82	10,545.14	Used	1 Series	Commercial	
54	Mar - 19	Dec - 15	38,780.42	36,848.09	20,137.81	16,710.28	New	X3 Series	Private	
55	Mar - 19	Aug - 17	14,140.24	6,306.65	-62.13	6,368.78	Used	MINI	Commercial	
56	Apr - 19	Oct - 17	28,629.08	27,686.85	25,064.33	2,622.52	New	2 Series	Private	
57	Apr - 19	Oct - 17	94,554.07	84,608.34	40,791.56	43,816.78	New	7 Series	Private	
58	Apr - 19	July - 17	16,237.61	7,386.56	-295.01	7,681.57	Used	1 Series	Commercial	
59	Apr - 19	Apr - 14	6,535.23	6,057.63	0.00	6,057.63	Used	5 Series	Private	
60	Apr - 19	Nov - 15	23,851.35	14,762.26	0.00	14,762.26	New	4 Series	Commercial	
61	Apr - 19	Mar - 17	25,115.16	23,671.67	23,671.67	0.00	New	3 Series	Private	
62	Apr - 19	Sept - 13	19,657.13	17,978.51	3,792.78	14,185.73	Used	X6 Series	Commercial	
63	May - 19	July - 17	13,773.81	13,229.33	9,195.14	4,034.19	Used	MINI	Private	
64	May - 19	Dec - 17	19,676.21	17,988.78	7,982.58	10,006.20	Used	MINI	Commercial	
65	May - 19	Dec - 16	33,327.60	31,081.71	20,001.92	11,079.79	New	X1 Series	Commercial	
66	May - 19	Dec - 17	36,732.44	34,750.12	14,795.64	19,954.48	Used	X5 Series	Private	
67	May - 19	Dec - 17	14,034.00	13,657.71	8,083.27	5,574.44	New	Other BMW Group	Private	
68	May - 19	Oct - 15	11,559.89	8,919.56	8,919.56	0.00	Used	Non BMW Group (incl. Motorcycles)	Commercial	
69	May - 19	Oct - 13	26,561.15	23,941.10	0.00	23,941.10	New	5 Series	Commercial	
70	May - 19	Sept - 16	12,129.70	11,741.83	7,522.00	4,219.83	Used	1 Series	Private	
71	May - 19	Jan - 18	51,931.76	48,663.20	34,313.09	14,350.11	New	X5 Series	Commercial	
72	May - 19	June - 16	15,141.87	14,109.61	3,985.04	10,124.57	Used	1 Series	Private	

Compartment German Auto Loans 8
Monthly Investor Report



Rolls-Royce
Motor Cars Limited

Reporting Date	Aug 11, 2020		
Payment Date	Aug 20, 2020		
Period No	27		
Monthly Period	July 31, 2020		
Interest Period	From	July 20, 2020	to Aug 20, 2020 = 31 days

9. Defaulted Amount & Recovery Amount - Loan Level Data*

	Month / Year of Default	Month / Year of Loan Origination	Principal Balance (Initial in EUR)	Principal Balance of Loan at Default (in EUR)	Recovery Total (in EUR)	Principal Balance End of Period (in EUR)	Object Type (new / used)	Vehicle Series	Customer Type (private / commercial)	Out of Deal (Month / Year)
73	May - 19	Dec - 17	39,471.78	36,067.89	21,175.86	14,892.03	Used	3 Series	Commercial	
74	May - 19	Nov - 17	15,571.04	15,093.98	1,684.50	13,409.48	Used	1 Series	Private	
75	June - 19	Dec - 17	22,734.99	22,011.75	13,983.26	8,028.49	New	3 Series	Commercial	
76	June - 19	Dec - 17	22,734.99	22,011.75	13,983.26	8,028.49	New	3 Series	Commercial	
77	June - 19	Apr - 14	5,806.47	3,771.48	3,771.48	0.00	Used	5 Series	Private	
78	June - 19	Aug - 16	5,517.35	4,613.39	3,314.42	1,298.97	Used	MINI	Private	
79	June - 19	Sept - 17	23,667.04	20,718.16	20,718.16	0.00	Used	5 Series	Commercial	
80	June - 19	July - 17	57,002.71	54,823.81	25,992.87	28,830.94	New	X5 Series	Commercial	
81	June - 19	Sept - 17	8,506.04	6,551.53	4,451.10	2,100.43	Used	X1 Series	Commercial	
82	June - 19	Dec - 17	20,935.73	20,342.13	13,895.36	6,446.77	New	3 Series	Commercial	
83	June - 19	Aug - 17	35,417.75	32,510.31	22,802.86	9,707.45	New	X3 Series	Commercial	
84	June - 19	Nov - 15	19,936.01	19,724.91	0.00	19,724.91	New	X1 Series	Private	
85	June - 19	Sept - 16	23,501.70	9,503.20	118.97	9,384.23	Used	X5 Series	Private	
86	June - 19	Oct - 17	14,605.37	13,159.08	9,547.72	3,611.36	New	Other BMW Group	Private	
87	June - 19	Oct - 17	22,446.94	12,122.70	4,285.60	7,930.16	New	3 Series	Commercial	
88	June - 19	June - 17	14,409.42	11,479.42	9,117.18	2,375.98	Used	X3 Series	Commercial	
89	June - 19	Nov - 13	11,596.19	3,421.13	3,421.13	0.00	Used	3 Series	Private	
90	June - 19	July - 17	50,061.97	48,493.39	25,030.04	23,521.32	New	4 Series	Commercial	
91	June - 19	Aug - 17	14,635.27	13,965.30	0.00	13,965.30	Used	X1 Series	Private	
92	June - 19	July - 17	39,222.08	37,649.27	27,079.43	10,569.84	New	5 Series	Commercial	
93	June - 19	Dec - 17	17,934.72	16,396.36	11,215.45	5,180.91	Used	MINI	Commercial	
94	June - 19	Jan - 17	27,676.63	22,550.40	8,787.20	13,763.20	New	MINI	Commercial	
95	June - 19	Dec - 17	56,192.02	52,728.58	37,856.54	14,872.04	Used	X5 Series	Private	
96	June - 19	Nov - 17	57,673.10	55,593.34	27,204.34	28,389.00	New	5 Series	Commercial	
97	June - 19	July - 17	38,421.25	34,372.97	30,364.56	4,008.41	Used	Non BMW Group (incl. Motorcycles)	Commercial	
98	July - 19	Sept - 17	18,141.07	16,085.71	8,381.38	7,704.33	Used	1 Series	Commercial	
99	July - 19	Sept - 17	28,046.29	14,978.50	-130.85	15,109.35	Used	X1 Series	Commercial	
100	July - 19	Aug - 16	41,262.74	36,770.44	21,336.45	15,817.45	Used	X5 Series	Commercial	
101	July - 19	Oct - 17	17,726.82	15,521.27	6,355.61	9,165.66	Used	3 Series	Commercial	
102	July - 19	Sept - 17	17,371.14	16,107.59	11,086.55	5,175.56	Used	3 Series	Commercial	
103	July - 19	Jan - 18	26,157.43	22,707.26	22,707.26	0.00	Used	5 Series	Private	
104	July - 19	Nov - 17	49,777.55	16,139.10	-184.83	16,323.93	New	5 Series	Commercial	
105	July - 19	July - 17	16,636.47	14,007.69	5,746.20	8,261.49	Used	3 Series	Commercial	
106	July - 19	Oct - 17	11,476.04	10,875.63	0.00	10,875.63	Used	X1 Series	Private	
107	July - 19	Dec - 15	16,008.18	13,889.02	13,889.02	0.00	Used	3 Series	Private	
108	Aug - 19	Jan - 18	70,481.97	62,910.68	29,066.91	33,843.77	New	5 Series	Commercial	

Compartment German Auto Loans 8
Monthly Investor Report



Rolls-Royce
Motor Cars Limited

Reporting Date	Aug 11, 2020		
Payment Date	Aug 20, 2020		
Period No	27		
Monthly Period	July 31, 2020		
Interest Period	From	July 20, 2020	to Aug 20, 2020 = 31 days

9. Defaulted Amount & Recovery Amount - Loan Level Data*

	Month / Year of Default	Month / Year of Loan Origination	Principal Balance (Initial in EUR)	Principal Balance of Loan at Default (in EUR)	Recovery Total (in EUR)	Principal Balance End of Period (in EUR)	Object Type (new / used)	Vehicle Series	Customer Type (private / commercial)	Out of Deal (Month / Year)
109	Aug - 19	July - 17	27,795.68	25,762.87	22,023.42	3,739.45	Used	7 Series	Commercial	
110	Aug - 19	Dec - 17	25,096.59	21,622.40	21,622.40	0.00	Used	5 Series	Private	
111	Sept - 19	Nov - 17	26,480.07	510.37	0.00	510.37	Used	X5 Series	Commercial	
112	Sept - 19	Oct - 17	24,217.27	20,398.65	15,099.84	5,298.81	Used	MINI	Commercial	
113	Sept - 19	Aug - 16	12,740.64	9,081.85	6,404.43	2,677.42	Used	1 Series	Private	
114	Sept - 19	Nov - 17	33,338.43	28,001.82	15,937.61	12,064.21	Used	X3 Series	Commercial	
115	Sept - 19	Sept - 17	28,824.34	27,911.68	6.59	27,959.18	New	3 Series	Private	
116	Sept - 19	Sept - 17	32,849.97	8,770.74	-3,428.47	12,199.21	Used	X6 Series	Commercial	
117	Sept - 19	Aug - 17	47,395.16	44,868.15	29,862.35	15,166.87	New	5 Series	Commercial	
118	Sept - 19	Nov - 16	69,663.20	50,738.53	50,738.53	0.00	New	3 Series	Commercial	
119	Sept - 19	Dec - 16	34,065.28	31,152.42	0.00	31,152.42	Used	7 Series	Commercial	
120	Sept - 19	Nov - 17	40,189.89	36,471.59	20,179.54	16,292.05	New	5 Series	Commercial	
121	Sept - 19	Sept - 17	3,603.50	2,779.50	0.00	2,779.50	Used	Non BMW Group (incl. Motorcycles)	Private	
122	Sept - 19	Oct - 17	15,205.31	8,437.11	1,457.28	6,979.83	Used	1 Series	Commercial	
123	Sept - 19	Feb - 16	14,716.06	13,433.88	0.00	13,433.88	Used	5 Series	Private	
124	Oct - 19	Aug - 17	69,456.38	68,424.85	45,384.96	23,039.89	New	X6 Series	Commercial	
125	Oct - 19	Dec - 17	53,121.42	45,009.05	30,235.67	15,007.03	New	5 Series	Commercial	
126	Oct - 19	Dec - 17	38,360.60	33,542.94	21,839.89	11,703.05	Used	6 Series	Commercial	
127	Oct - 19	Oct - 16	23,115.53	19,544.99	14,738.54	4,923.71	Used	5 Series	Commercial	
128	Oct - 19	Aug - 17	20,394.80	17,345.78	10,755.00	6,590.78	New	2 Series	Commercial	
129	Oct - 19	Jan - 17	9,359.02	6,978.17	4,335.05	2,643.12	Used	1 Series	Commercial	
130	Oct - 19	Mar - 16	4,625.30	2,470.95	0.00	2,470.95	Used	5 Series	Private	
131	Oct - 19	Dec - 17	104,313.95	92,949.01	0.00	92,949.01	Used	7 Series	Commercial	
132	Oct - 19	Sept - 16	17,697.06	13,059.96	9,451.06	3,608.90	Used	3 Series	Private	
133	Nov - 19	July - 17	21,611.22	19,304.37	0.00	19,304.37	Used	5 Series	Commercial	
134	Nov - 19	Dec - 17	32,547.80	16,150.00	16,150.00	0.00	New	X1 Series	Commercial	
135	Nov - 19	Aug - 17	45,192.15	39,575.09	0.00	39,575.09	Used	7 Series	Private	
136	Nov - 19	Dec - 16	23,471.93	19,800.31	9,167.15	10,633.16	Used	5 Series	Commercial	
137	Nov - 19	Mar - 17	33,071.02	29,545.71	18,716.49	10,829.22	Used	6 Series	Commercial	
138	Nov - 19	Nov - 17	11,780.18	8,273.51	0.00	8,273.51	Used	3 Series	Private	
139	Nov - 19	Aug - 17	13,254.54	11,502.25	0.00	11,536.06	Used	3 Series	Private	
140	Nov - 19	Mar - 17	14,780.65	13,679.11	0.00	13,679.11	Used	3 Series	Commercial	
141	Nov - 19	Nov - 17	13,161.54	11,609.22	4,147.88	7,461.34	Used	1 Series	Commercial	
142	Dec - 19	Oct - 16	31,125.45	15,852.67	6,798.24	9,054.43	New	5 Series	Commercial	
143	Dec - 19	Mar - 14	10,629.87	2,131.68	580.57	1,551.11	Used	5 Series	Private	
144	Dec - 19	Aug - 17	29,234.68	26,566.88	12,253.16	14,313.72	New	2 Series	Private	

Compartment German Auto Loans 8
Monthly Investor Report



Rolls-Royce
Motor Cars Limited

Reporting Date	Aug 11, 2020		
Payment Date	Aug 20, 2020		
Period No	27		
Monthly Period	July 31, 2020		
Interest Period	From	July 20, 2020	to Aug 20, 2020 = 31 days

9. Defaulted Amount & Recovery Amount - Loan Level Data*

	Month / Year of Default	Month / Year of Loan Origination	Principal Balance (Initial in EUR)	Principal Balance of Loan at Default (in EUR)	Recovery Total (in EUR)	Principal Balance End of Period (in EUR)	Object Type (new / used)	Vehicle Series	Customer Type (private / commercial)	Out of Deal (Month / Year)
145	Dec - 19	Oct - 17	21,325.54	19,941.43	19,996.14	0.00	Used	3 Series	Private	
146	Dec - 19	May - 16	16,652.34	14,933.03	14,933.03	0.00	Used	3 Series	Private	
147	Dec - 19	Nov - 17	14,139.40	11,266.95	11,266.95	0.00	Used	3 Series	Private	
148	Dec - 19	Oct - 17	23,165.64	17,103.15	11,266.26	5,836.89	Used	5 Series	Commercial	
149	Dec - 19	July - 15	20,912.52	1,672.67	1,672.67	0.00	Used	Z Series	Private	
150	Dec - 19	Dec - 17	13,819.33	5,610.74	428.56	5,182.18	New	Other BMW Group	Private	
151	Dec - 19	Nov - 17	52,414.19	20,447.90	-232.50	20,680.40	New	X6 Series	Commercial	
152	Dec - 19	Nov - 17	23,062.94	20,077.64	20,077.64	0.00	Used	5 Series	Private	
153	Dec - 19	Oct - 17	20,404.16	14,938.27	9,551.08	5,387.19	Used	5 Series	Commercial	
154	Jan - 20	July - 17	34,124.55	29,999.59	29,999.59	0.00	Used	X5 Series	Commercial	
155	Jan - 20	Dec - 17	22,344.98	18,054.75	7,658.40	10,396.35	Used	5 Series	Commercial	
156	Jan - 20	Nov - 17	32,264.43	19,404.84	19,404.84	0.00	Used	5 Series	Private	
157	Jan - 20	July - 17	13,266.82	10,692.87	6,461.00	4,231.87	Used	1 Series	Private	
158	Jan - 20	May - 17	57,180.95	46,930.53	31,297.46	15,633.07	Used	X6 Series	Commercial	
159	Jan - 20	Apr - 17	61,102.29	48,998.95	48,998.95	0.00	New	X4 Series	Commercial	
160	Jan - 20	Sept - 17	34,280.69	31,851.67	22,258.22	9,593.45	New	X4 Series	Commercial	
161	Jan - 20	Feb - 16	20,493.83	16,879.02	5,559.53	11,319.49	Used	3 Series	Private	
162	Jan - 20	July - 17	25,755.66	21,817.47	10,704.22	11,113.25	Used	5 Series	Private	
163	Jan - 20	Oct - 17	57,484.56	51,416.40	51,416.40	0.00	Used	X6 Series	Private	
164	Jan - 20	Oct - 17	35,486.49	30,688.42	23,275.10	7,413.32	New	1 Series	Commercial	
165	Jan - 20	Jan - 18	135,814.45	114,705.83	76,004.24	38,701.59	New	Non BMW Group (incl. Motorcycles)	Commercial	
166	Jan - 20	Jan - 17	40,046.22	34,919.91	26,482.21	8,437.70	Used	X5 Series	Private	
167	Feb - 20	July - 17	1,730.15	1,109.12	0.00	1,109.12	Used	3 Series	Private	
168	Feb - 20	Sept - 17	6,978.90	5,548.23	3,035.46	2,512.77	Used	MINI	Commercial	
169	Feb - 20	July - 17	51,845.25	11,307.72	0.00	11,307.72	New	7 Series	Commercial	
170	Feb - 20	June - 17	100,997.62	73,172.57	6,000.00	67,172.57	New	7 Series	Commercial	
171	Feb - 20	Jan - 18	17,500.62	14,205.96	14,205.96	0.00	New	1 Series	Commercial	
172	Feb - 20	Jan - 18	51,850.24	46,274.65	22,244.60	24,030.05	Used	X5 Series	Commercial	
173	Feb - 20	July - 17	13,784.20	3,155.88	3,155.88	0.00	Used	X5 Series	Commercial	
174	Feb - 20	July - 15	10,536.58	5,653.72	2,977.38	2,676.34	Used	3 Series	Private	
175	Feb - 20	July - 17	24,232.74	10,964.17	0.00	10,964.17	Used	X5 Series	Commercial	
176	Feb - 20	July - 17	2,399.75	256.77	245.30	11.47	Used	Non BMW Group (incl. Motorcycles)	Private	
177	Feb - 20	Dec - 17	28,585.81	4,920.39	0.00	4,920.39	Used	X4 Series	Commercial	
178	Mar - 20	Oct - 17	8,654.39	6,379.14	5,000.00	1,379.14	Used	MINI	Commercial	
179	Mar - 20	Aug - 16	34,848.92	3,565.55	0.00	3,565.55	New	5 Series	Commercial	
180	Mar - 20	Oct - 17	20,880.57	17,453.25	9,657.03	7,796.22	New	1 Series	Commercial	

Compartment German Auto Loans 8
Monthly Investor Report



Rolls-Royce
 Motor Cars Limited

Reporting Date	Aug 11, 2020		
Payment Date	Aug 20, 2020		
Period No	27		
Monthly Period	July 31, 2020		
Interest Period	From	July 20, 2020	to Aug 20, 2020 = 31 days

9. Defaulted Amount & Recovery Amount - Loan Level Data*

	Month / Year of Default	Month / Year of Loan Origination	Principal Balance (Initial in EUR)	Principal Balance of Loan at Default (in EUR)	Recovery Total (in EUR)	Principal Balance End of Period (in EUR)	Object Type (new / used)	Vehicle Series	Customer Type (private / commercial)	Out of Deal (Month / Year)
181	Mar - 20	Aug - 17	14,683.22	8,983.29	8,629.99	376.16	Used	X3 Series	Commercial	
182	Mar - 20	Oct - 17	14,160.34	11,290.82	0.00	11,290.82	Used	1 Series	Private	
183	Mar - 20	Aug - 17	18,158.96	15,186.61	0.00	15,220.43	New	3 Series	Private	
184	Mar - 20	Aug - 14	8,131.74	5,256.31	1,882.38	3,373.93	Used	Non BMW Group (incl. Motorcycles)	Private	
185	Mar - 20	Jan - 18	30,791.32	22,283.30	19,278.95	3,004.35	Used	1 Series	Commercial	
186	Apr - 20	Jan - 18	24,653.36	19,475.79	13,100.00	6,375.79	Used	5 Series	Private	
187	Apr - 20	Oct - 14	13,831.74	9,931.21	4,379.98	5,551.23	Used	X1 Series	Commercial	
188	Apr - 20	Aug - 16	15,490.91	13,508.92	3,531.72	9,977.20	Used	X3 Series	Commercial	
189	Apr - 20	Jan - 18	24,327.37	16,731.23	12,588.45	4,142.78	Used	X4 Series	Commercial	
190	Apr - 20	Mar - 17	41,873.75	33,665.31	6,003.93	27,661.38	Used	X5 Series	Private	
191	Apr - 20	Jan - 17	22,616.14	18,771.37	12,638.35	6,133.02	New	1 Series	Private	
192	Apr - 20	Jan - 18	13,582.46	11,468.75	0.00	11,468.75	Used	MINI	Commercial	
193	May - 20	Dec - 16	44,013.04	38,987.75	12,100.84	26,886.91	New	5 Series	Commercial	
194	May - 20	July - 17	27,120.09	14,785.20	12,461.65	2,323.55	Used	5 Series	Commercial	
195	May - 20	Oct - 15	12,422.54	4,639.73	2,089.83	2,549.90	Used	5 Series	Private	
196	May - 20	Feb - 17	2,991.02	833.89	833.89	0.00	Used	1 Series	Private	
197	May - 20	July - 16	11,911.64	7,529.55	7,529.55	0.00	Used	5 Series	Commercial	
198	May - 20	Oct - 17	8,880.12	5,384.25	5,384.25	0.00	Used	1 Series	Private	
199	May - 20	July - 17	88,523.02	19,397.46	3,442.44	15,955.02	New	4 Series	Commercial	
200	June - 20	Oct - 17	28,032.15	20,481.58	0.00	20,481.58	Used	MINI	Commercial	
201	June - 20	Jan - 18	35,472.56	28,852.38	3,870.00	25,030.51	New	MINI	Private	
202	June - 20	Dec - 17	14,325.63	11,148.34	11,148.34	0.00	Used	1 Series	Private	
203	June - 20	Aug - 17	20,323.29	15,262.64	0.00	15,304.58	Used	4 Series	Private	
204	June - 20	Nov - 14	5,285.10	2,530.41	2,530.41	0.00	Used	1 Series	Private	
205	June - 20	Apr - 16	16,250.29	10,391.99	10,000.00	391.99	Used	X1 Series	Private	
206	June - 20	Aug - 17	28,672.77	20,671.17	10,099.20	10,571.97	Used	4 Series	Commercial	
207	June - 20	Sept - 17	49,819.47	43,206.02	23,091.77	20,114.25	New	5 Series	Commercial	
208	June - 20	Oct - 17	18,744.69	8,469.95	8,469.95	0.00	New	4 Series	Commercial	
209	June - 20	July - 17	32,129.38	24,663.67	12,511.57	12,152.10	Used	7 Series	Commercial	
210	June - 20	July - 17	70,275.50	49,343.74	28,907.56	20,436.18	New	5 Series	Commercial	
211	June - 20	Nov - 16	19,689.90	13,925.89	12,556.88	1,369.01	Used	1 Series	Private	
212	June - 20	Sept - 17	14,141.42	11,077.67	7,400.00	3,677.67	Used	X1 Series	Private	
213	June - 20	July - 17	78,145.50	66,279.92	29,634.26	36,645.66	New	X5 Series	Commercial	
214	June - 20	Mar - 17	28,877.04	25,461.16	0.00	25,461.16	New	X1 Series	Private	
215	June - 20	July - 17	27,365.49	17,965.55	13,651.22	4,314.33	New	2 Series	Private	
216	July - 20	Sept - 17	7,686.62	5,500.55	0.00	5,515.35	Used	1 Series	Private	

Compartment German Auto Loans 8
Monthly Investor Report



Rolls-Royce
Motor Cars Limited

Reporting Date	Aug 11, 2020		
Payment Date	Aug 20, 2020		
Period No	27		
Monthly Period	July 31, 2020		
Interest Period	From	July 20, 2020	to Aug 20, 2020 = 31 days

9. Defaulted Amount & Recovery Amount - Loan Level Data*

	Month / Year of Default	Month / Year of Loan Origination	Principal Balance (Initial in EUR)	Principal Balance of Loan at Default (in EUR)	Recovery Total (in EUR)	Principal Balance End of Period (in EUR)	Object Type (new / used)	Vehicle Series	Customer Type (private / commercial)	Out of Deal (Month / Year)
217	July - 20	Oct - 17	37,535.25	29,872.32	0.00	29,872.32	New	1 Series	Private	
218	July - 20	Apr - 17	21,042.71	15,493.19	12,900.00	2,593.19	Used	2 Series	Private	
219	July - 20	Dec - 17	22,397.70	16,871.95	9,827.59	7,044.36	New	MINI	Private	
220	July - 20	Dec - 17	11,896.27	4,693.39	0.00	4,693.39	Used	MINI	Commercial	
221	July - 20	Dec - 17	33,511.32	28,567.23	0.00	28,567.23	New	X1 Series	Commercial	
222	July - 20	Jan - 18	27,258.64	21,756.96	0.00	21,756.96	Used	2 Series	Private	
223	July - 20	Aug - 17	7,105.23	5,191.33	0.00	5,191.33	New	Non BMW Group (incl. Motorcycles)	Commercial	
224	July - 20	Sept - 17	17,111.03	12,578.95	8,600.00	3,978.95	Used	X1 Series	Private	
225	July - 20	June - 15	22,155.68	14,662.05	0.00	14,662.05	Used	5 Series	Private	
226	July - 20	Apr - 16	30,946.11	21,978.06	17,586.21	4,391.85	Used	6 Series	Commercial	
227	July - 20	Dec - 16	29,066.28	10,721.58	2,520.00	8,201.58	New	MINI	Private	
228	July - 20	Feb - 17	22,099.83	17,108.90	0.00	17,108.90	Used	5 Series	Commercial	
229	Aug - 18	Mar - 16	9,547.20	242.61	73.48	169.13	New	MINI	Commercial	Aug - 18
230	Aug - 18	Feb - 17	19,379.16	19,379.16	14,599.98	4,779.18	Used	7 Series	Commercial	Nov - 18
231	Sept - 18	Jan - 17	11,000.31	10,756.77	6,587.61	4,169.16	Used	1 Series	Commercial	Nov - 18
232	Sept - 18	Aug - 17	25,583.07	25,011.15	16,662.47	8,348.68	Used	3 Series	Private	Dec - 18
233	Sept - 18	Sept - 15	37,319.57	36,068.06	24,565.15	11,502.91	New	5 Series	Commercial	Dec - 18
234	Dec - 18	Aug - 17	10,130.03	10,130.03	1,849.57	8,280.46	Used	1 Series	Private	Dec - 18
235	Oct - 18	Jan - 18	47,972.42	47,297.54	33,990.04	13,307.50	Used	X5 Series	Commercial	Jan - 19
236	Oct - 18	Sept - 17	29,677.86	28,607.90	21,611.61	6,996.29	Used	4 Series	Commercial	Jan - 19
237	Nov - 18	June - 17	15,255.77	14,417.33	12,084.54	2,332.79	Used	MINI	Private	Jan - 19
238	Oct - 18	Nov - 17	37,044.29	35,980.45	26,194.35	9,872.79	New	X1 Series	Private	Feb - 19
239	Nov - 18	July - 17	17,214.24	16,995.55	15,071.70	1,923.85	New	Other BMW Group	Commercial	Feb - 19
240	Nov - 18	June - 16	22,128.78	21,157.85	13,619.81	7,538.04	Used	3 Series	Private	Feb - 19
241	Feb - 19	Oct - 14	4,487.09	759.87	285.59	474.28	Used	7 Series	Commercial	Feb - 19
242	Feb - 19	July - 17	15,989.81	441.23	166.22	275.01	Used	Non BMW Group (incl. Motorcycles)	Commercial	Feb - 19
243	Dec - 18	May - 15	11,371.12	11,371.12	10,073.90	1,297.22	Used	5 Series	Private	Mar - 19
244	Dec - 18	May - 15	19,384.52	18,215.53	10,578.48	7,637.05	Used	X5 Series	Private	Mar - 19
245	Mar - 19	Jan - 18	32,975.98	23,706.17	2,869.46	20,836.71	Used	4 Series	Private	Mar - 19
246	Jan - 19	Aug - 17	14,684.59	13,444.95	11,666.02	1,778.93	Used	X1 Series	Private	Apr - 19
247	Dec - 18	Aug - 17	5,970.55	5,578.72	3,773.31	1,805.41	Used	3 Series	Private	May - 19
248	Jan - 19	Nov - 14	9,394.59	8,693.59	4,473.54	4,220.05	Used	3 Series	Private	May - 19
249	May - 19	Oct - 17	43,224.35	40,998.14	4,527.18	36,470.96	New	5 Series	Private	May - 19
250	May - 19	Jan - 18	27,464.55	24,276.13	3,120.15	21,155.98	Used	5 Series	Private	May - 19
251	Nov - 18	Jan - 18	33,678.72	32,221.52	27,708.79	4,512.73	Used	4 Series	Private	June - 19
252	June - 19	July - 17	23,890.24	6,050.49	1,167.40	4,883.09	Used	MINI	Private	June - 19

Compartment German Auto Loans 8
Monthly Investor Report



Rolls-Royce
Motor Cars Limited

Reporting Date	Aug 11, 2020		
Payment Date	Aug 20, 2020		
Period No	27		
Monthly Period	July 31, 2020		
Interest Period	From	July 20, 2020	to Aug 20, 2020 = 31 days

9. Defaulted Amount & Recovery Amount - Loan Level Data*

	Month / Year of Default	Month / Year of Loan Origination	Principal Balance (Initial in EUR)	Principal Balance of Loan at Default (in EUR)	Recovery Total (in EUR)	Principal Balance End of Period (in EUR)	Object Type (new / used)	Vehicle Series	Customer Type (private / commercial)	Out of Deal (Month / Year)
253	June - 19	May - 17	8.847.85	1.301.42	459.05	842.37	Used	3 Series	Private	June - 19
254	June - 19	Feb - 15	13.420.76	799.01	281.08	517.93	Used	Non BMW Group (incl. Motorcycles)	Private	June - 19
255	Feb - 19	May - 17	12.773.92	11.807.89	7.175.32	4.632.57	Used	1 Series	Commercial	July - 19
256	Feb - 19	Nov - 16	26.682.95	24.718.90	17.537.63	7.181.27	Used	5 Series	Commercial	July - 19
257	Mar - 19	Dec - 17	44.348.61	41.121.43	24.239.71	16.881.72	New	MINI	Commercial	July - 19
258	Mar - 19	July - 17	22.527.85	20.540.14	13.687.86	6.852.28	Used	3 Series	Private	July - 19
259	Mar - 19	Aug - 17	12.558.28	11.718.90	9.797.62	1.921.28	Used	X3 Series	Commercial	July - 19
260	Apr - 19	Sept - 15	4.706.71	4.249.39	3.795.14	454.25	Used	MINI	Commercial	July - 19
261	Apr - 19	May - 16	33.300.76	29.491.17	20.345.55	9.243.19	New	4 Series	Commercial	July - 19
262	Apr - 19	Sept - 17	19.630.44	18.258.02	12.985.79	5.272.23	Used	5 Series	Private	July - 19
263	Apr - 19	July - 17	28.723.27	24.605.69	14.186.46	10.419.23	Used	5 Series	Commercial	July - 19
264	Apr - 19	Sept - 17	11.380.30	10.129.61	7.498.36	2.631.25	Used	3 Series	Private	July - 19
265	Apr - 19	Nov - 17	21.336.00	19.899.08	13.188.93	6.710.15	New	MINI	Commercial	July - 19
266	Apr - 19	July - 17	8.359.09	7.809.76	6.277.99	1.531.77	New	Other BMW Group	Commercial	July - 19
267	Apr - 19	May - 17	11.146.90	10.349.62	8.616.50	1.733.12	New	Other BMW Group	Commercial	July - 19
268	May - 19	Nov - 17	61.027.66	56.231.86	31.124.77	25.107.09	New	X3 Series	Commercial	July - 19
269	Apr - 19	July - 17	29.557.15	27.148.12	18.350.43	8.797.69	New	MINI	Commercial	Aug - 19
270	Apr - 19	Nov - 15	18.194.25	17.985.29	9.922.48	8.062.81	New	3 Series	Private	Aug - 19
271	May - 19	Dec - 15	23.900.60	22.250.04	14.871.81	7.378.23	New	2 Series	Private	Aug - 19
272	May - 19	June - 16	20.181.23	19.470.62	12.448.95	7.021.67	New	1 Series	Private	Aug - 19
273	May - 19	Dec - 17	34.330.54	30.926.59	21.940.66	8.985.93	New	5 Series	Commercial	Aug - 19
274	Aug - 19	Dec - 17	10.940.37	4.796.42	2.929.81	1.866.61	Used	1 Series	Private	Aug - 19
275	Jan - 19	Dec - 17	28.445.57	26.931.69	22.997.63	3.934.06	New	4 Series	Commercial	Sept - 19
276	Feb - 19	Nov - 16	19.338.45	18.678.90	18.073.50	605.40	New	2 Series	Private	Sept - 19
277	June - 19	Oct - 17	33.583.87	30.642.39	21.106.77	9.535.62	New	MINI	Private	Sept - 19
278	June - 19	Oct - 17	10.318.58	8.147.49	6.005.71	2.141.78	Used	1 Series	Commercial	Sept - 19
279	June - 19	Sept - 16	36.878.53	28.828.98	21.198.82	7.630.16	New	5 Series	Commercial	Sept - 19
280	June - 19	Mar - 15	8.025.65	5.367.17	5.004.82	362.35	Used	MINI	Commercial	Oct - 19
281	July - 19	Apr - 16	16.132.97	13.901.40	7.308.00	6.593.40	New	Non BMW Group (incl. Motorcycles)	Commercial	Oct - 19
282	Aug - 19	Aug - 17	18.517.50	15.154.84	9.434.79	5.720.05	Used	X1 Series	Commercial	Oct - 19
283	Oct - 19	Oct - 17	18.582.82	198.70	61.94	136.76	Used	3 Series	Private	Oct - 19
284	Oct - 19	Dec - 17	26.600.87	258.09	58.42	199.67	New	3 Series	Commercial	Oct - 19
285	Oct - 19	June - 14	18.593.91	294.43	61.09	233.34	Used	Non BMW Group (incl. Motorcycles)	Private	Oct - 19
286	June - 19	May - 17	53.218.40	46.010.68	29.768.74	16.241.94	New	2 Series	Commercial	Nov - 19
287	Sept - 19	June - 14	11.513.62	9.075.89	4.753.76	4.322.13	Used	Non BMW Group (incl. Motorcycles)	Private	Nov - 19
288	Sept - 19	Feb - 17	25.646.28	22.401.68	20.323.63	2.078.05	Used	1 Series	Private	Nov - 19

Compartment German Auto Loans 8
Monthly Investor Report



Rolls-Royce
 Motor Cars Limited

Reporting Date	Aug 11, 2020		
Payment Date	Aug 20, 2020		
Period No	27		
Monthly Period	July 31, 2020		
Interest Period	From	July 20, 2020	to Aug 20, 2020 = 31 days

9. Defaulted Amount & Recovery Amount - Loan Level Data*

	Month / Year of Default	Month / Year of Loan Origination	Principal Balance (Initial in EUR)	Principal Balance of Loan at Default (in EUR)	Recovery Total (in EUR)	Principal Balance End of Period (in EUR)	Object Type (new / used)	Vehicle Series	Customer Type (private / commercial)	Out of Deal (Month / Year)
289	Sept - 19	Oct - 17	22,186.58	19,077.88	12,588.77	6,489.11	Used	X6 Series	Commercial	Nov - 19
290	Sept - 19	July - 16	20,393.60	18,245.89	11,032.87	7,213.02	New	1 Series	Private	Nov - 19
291	Sept - 19	Feb - 17	81,021.81	76,248.95	43,810.69	32,438.26	New	7 Series	Commercial	Nov - 19
292	Feb - 19	Aug - 17	30,133.31	28,133.13	19,596.19	8,536.94	Used	X3 Series	Private	Dec - 19
293	July - 19	Aug - 17	10,157.18	9,292.21	7,221.35	2,070.86	Used	1 Series	Private	Dec - 19
294	Sept - 19	Nov - 17	57,349.49	49,582.01	23,190.28	26,391.73	New	3 Series	Commercial	Dec - 19
295	Sept - 19	Nov - 17	36,424.47	29,980.51	16,443.32	13,537.19	Used	5 Series	Commercial	Dec - 19
296	Oct - 19	Feb - 17	27,818.66	20,825.23	11,296.91	9,528.32	New	2 Series	Commercial	Dec - 19
297	Oct - 19	Feb - 17	23,446.75	20,510.42	14,404.28	6,106.14	Used	3 Series	Private	Dec - 19
298	Sept - 19	Oct - 16	23,795.48	20,305.39	9,955.36	10,350.03	New	Non BMW Group (incl. Motorcycles)	Commercial	Jan - 20
299	Oct - 19	Sept - 17	16,893.40	15,286.82	10,654.48	4,632.34	Used	1 Series	Private	Jan - 20
300	Oct - 19	Jan - 18	26,551.99	22,940.04	16,456.68	6,538.54	Used	5 Series	Commercial	Jan - 20
301	Oct - 19	Oct - 17	24,842.69	19,954.15	11,226.29	8,727.86	Used	X1 Series	Commercial	Jan - 20
302	Oct - 19	July - 17	65,192.55	57,428.63	36,484.69	20,943.94	Used	X6 Series	Commercial	Jan - 20
303	Oct - 19	June - 16	29,658.05	26,528.27	15,838.43	10,689.84	New	2 Series	Private	Jan - 20
304	Jan - 20	Mav - 17	7,620.54	5,549.05	790.18	4,758.87	Used	5 Series	Private	Jan - 20
305	Nov - 19	Oct - 17	21,667.93	18,802.24	10,630.45	8,171.79	New	1 Series	Private	Feb - 20
306	Nov - 19	Oct - 17	45,324.11	38,998.12	31,020.94	7,977.18	Used	X5 Series	Commercial	Feb - 20
307	Nov - 19	Oct - 17	31,659.01	25,056.89	15,892.79	9,164.10	Used	5 Series	Private	Feb - 20
308	Dec - 19	Sept - 17	2,381.55	1,499.00	1,148.06	350.94	Used	Non BMW Group (incl. Motorcycles)	Private	Mar - 20
309	Dec - 19	Jan - 18	25,232.36	20,417.40	16,035.89	4,381.51	Used	X5 Series	Commercial	Mar - 20
310	Dec - 19	Mar - 16	28,337.46	22,830.20	16,072.22	6,757.98	Used	7 Series	Commercial	Mar - 20
311	Dec - 19	Jan - 18	17,953.01	15,391.08	11,124.94	4,266.14	Used	5 Series	Private	Mar - 20
312	Jan - 20	Nov - 17	27,558.61	23,704.02	16,435.39	7,268.63	New	Non BMW Group (incl. Motorcycles)	Private	Apr - 20
313	Jan - 20	Oct - 17	14,724.49	11,686.17	9,252.12	2,434.05	Used	1 Series	Private	Apr - 20
314	Feb - 20	Oct - 17	51,434.32	42,003.83	22,163.92	19,839.91	New	X1 Series	Commercial	Apr - 20
315	Feb - 20	July - 17	11,847.92	9,819.08	7,600.77	2,218.31	Used	1 Series	Private	Apr - 20
316	Feb - 20	Jan - 18	8,422.34	7,380.02	5,639.06	1,740.96	Used	1 Series	Commercial	Apr - 20
317	Feb - 20	Jan - 18	32,075.23	27,668.03	13,556.25	14,111.78	Used	5 Series	Private	Apr - 20
318	Feb - 20	Jan - 17	30,497.64	25,767.95	20,226.31	5,541.64	Used	X5 Series	Commercial	Apr - 20
319	Apr - 20	Oct - 17	24,811.19	391.04	153.79	237.25	New	5 Series	Commercial	Apr - 20
320	Feb - 20	Jan - 18	17,349.69	15,162.78	9,401.22	5,761.56	Used	3 Series	Private	May - 20
321	Mar - 20	Sept - 17	29,055.32	23,137.15	16,796.81	6,340.34	Used	5 Series	Commercial	May - 20
322	Mav - 19	June - 16	16,721.58	15,463.70	0.00	15,472.18	New	2 Series	Private	June - 20
323	Jan - 20	Jan - 18	46,089.94	39,800.58	33,630.88	6,169.70	Used	4 Series	Private	June - 20
324	Mar - 20	Aug - 17	30,161.15	23,419.24	17,162.74	6,256.50	Used	5 Series	Private	June - 20

Compartment German Auto Loans 8
Monthly Investor Report



Rolls-Royce
 Motor Cars Limited

Reporting Date	Aug 11, 2020				
Payment Date	Aug 20, 2020				
Period No	27				
Monthly Period	July 31, 2020				
Interest Period	From	July 20, 2020	to	Aug 20, 2020	= 31 days

9. Defaulted Amount & Recovery Amount - Loan Level Data*

	Month / Year of Default	Month / Year of Loan Origination	Principal Balance (Initial in EUR)	Principal Balance of Loan at Default (in EUR)	Recovery Total (in EUR)	Principal Balance End of Period (in EUR)	Object Type (new / used)	Vehicle Series	Customer Type (private / commercial)	Out of Deal (Month / Year)
325	Mar - 20	Dec - 17	11,759.69	8,819.68	6,560.46	2,259.22	Used	3 Series	Private	June - 20
326	Apr - 20	Dec - 17	84,945.06	75,591.50	33,335.02	42,256.48	New	X5 Series	Commercial	June - 20
327	Apr - 20	July - 17	13,715.95	11,031.37	8,375.04	2,656.33	Used	1 Series	Private	July - 20

*Applicable only if loans have defaulted. Does not include defaulted amounts less than 10 EUR.

Compartment German Auto Loans 8
Monthly Investor Report



Rolls-Royce
Motor Cars Limited

Reporting Date	Aug 11, 2020		
Payment Date	Aug 20, 2020		
Period No	27		
Monthly Period	July 31, 2020		
Interest Period	From	July 20, 2020	to Aug 20, 2020 = 31 days

10. Outstanding Note Balance

1. Note Balance	All Notes	Class A	Class B
Initial Note Information			
ISIN code		XS1808853581	XS1808854399
Currency		EUR	EUR
Legal final maturity		June 2025	June 2025
Rating (Fitch / Moody's / S&P/DBRS)		AAA/N/A/AAA/N/A	N/A/N/A/N/A/N/A
Initial notes aggregate principal outstanding balance in EUR	1,075,300,000.00	1,000,000,000.00	75,300,000.00
Nominal amount per note in EUR		100,000.00	100,000.00
Initial number of notes per class in EUR		10,000	753
Current Note Information			
Notes aggregate principal outstanding balance in EUR - BoP	375,482,834.57	300,182,834.57	75,300,000.00
Available distribution amount in EUR	43,052,329.53		
Redemption per class in EUR		37,526,642.69	0,00
Redemption per note in EUR		3,752.66	0.00
Notes aggregate principal outstanding balance in EUR - EoP	337,956,191.88	262,656,191.88	75,300,000.00
Current pool factor		0.26	1.00
2. Payments to Investor per Note		Class A	Class B
Interest Type		Floating Rate	Fixed Rate
Reference Rate		1M_EURIBOR	NONE
Actual Interest Rate		-0.501%	NONE
Spread		0.400%	NONE
Coupon		0.000%*	1.000%
Day count fraction		Actual/360	Actual/360
Interest days		31 days	31 days
Principal outstanding per note in EUR - BoP		30,018.28	100,000.00
Principal repayment per note in EUR		3,752.66	0.00
Principal outstanding per note in EUR - EoP		26,265.62	100,000.00
Interest payment per Note in EUR		0.00	86.11

* rate is floored at 0.000%, the theoretical negative interest rate is -0.101%.

Compartment German Auto Loans 8
Monthly Investor Report



Rolls-Royce
 Motor Cars Limited

Reporting Date	Aug 11, 2020			
Payment Date	Aug 20, 2020			
Period No	27			
Monthly Period	July 31, 2020			
Interest Period	From	July 20, 2020	to	Aug 20, 2020 = 31 days

10. Outstanding Note Balance

3. Credit Enhancement	Initial Period (in EUR)	Initial CE (in %)	Current Period (in EUR)	Current CE (in %)
Class A	1,000,000,000.00	7.50	262,656,191.88	32.72
Class B	75,300,000.00	0.50	75,300,000.00	13.03
Cash Reserve (+ Overcollateralisation)		0.00	49,808,559.98	0.00

4. Clean-Up Call Option

If the aggregate outstanding principal balance has been reduced to less than 10% of the aggregate outstanding principal balance at the Issue Date, the seller will have the option under the receivables purchase Agreement to acquire all outstanding purchased receivables.

Aggregate outstanding principal balance at end of period (in EUR)	382,384,751.86
Clean-Up option exercisable	No

Compartment German Auto Loans 8
Monthly Investor Report



Rolls-Royce
Motor Cars Limited

Reporting Date	Aug 11, 2020			
Payment Date	Aug 20, 2020			
Period No	27			
Monthly Period	July 31, 2020			
Interest Period	From	July 20, 2020	to	Aug 20, 2020 = 31 days

11. Original Principal Balance

Initial Portfolio as of origination of contract

Group (in EUR) (by Original Principal Balance)	Original principal balance (in EUR)	Original Principal Balance (in % of total)	Number of Contracts	Number of Contracts (in % of total)
0.00 - 5,000.00	6,602,430.10	0.54	1,758	3.14
5.000,01 - 10.000,00	53,342,875.63	4.40	6,758	12.05
10.000,01 - 15.000,00	133,921,010.22	11.03	10,565	18.84
15.000,01 - 20.000,00	189,310,910.30	15.60	10,808	19.28
20.000,01 - 25.000,00	198,030,105.32	16.32	8,823	15.74
25.000,01 - 30.000,00	178,429,764.68	14.70	6,502	11.60
30.000,01 - 35.000,00	132,759,753.18	10.94	4,103	7.32
35.000,01 - 40.000,00	91,674,885.59	7.55	2,450	4.37
40.000,01 - 45.000,00	59,215,184.71	4.88	1,400	2.50
45.000,01 - 50.000,00	43,978,430.11	3.62	927	1.65
50.000,01 - 55.000,00	32,354,806.99	2.67	618	1.10
55.000,01 - 60.000,00	25,497,518.92	2.10	444	0.79
> 60.000,00	68,538,800.68	5.65	915	1.63
Total	1,213,656,476.43	100.00	56,071	100.00

Average:	21,644.99
Min:	630.00
Max:	234,985.33

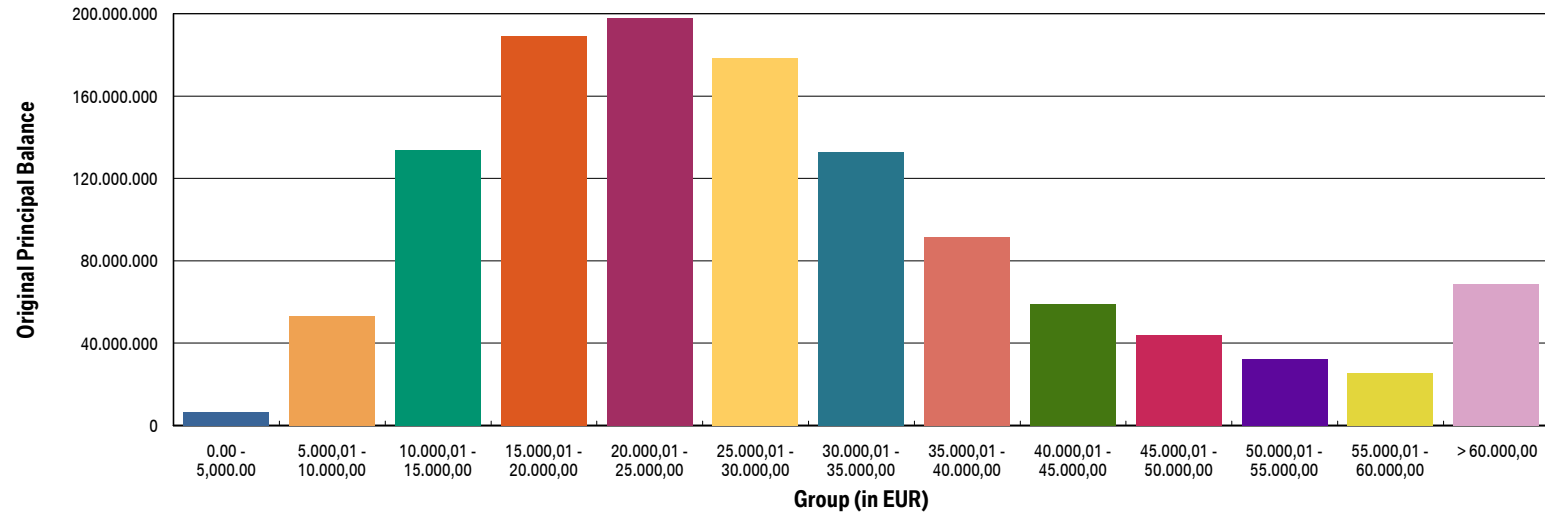
Compartment German Auto Loans 8
Monthly Investor Report



Rolls-Royce
 Motor Cars Limited

Reporting Date	Aug 11, 2020		
Payment Date	Aug 20, 2020		
Period No	27		
Monthly Period	July 31, 2020		
Interest Period	From	July 20, 2020	to Aug 20, 2020 = 31 days

11a. Original Principal Balance (graph)



Compartment German Auto Loans 8
Monthly Investor Report



Rolls-Royce
Motor Cars Limited

Reporting Date	Aug 11, 2020			
Payment Date	Aug 20, 2020			
Period No	27			
Monthly Period	July 31, 2020			
Interest Period	From	July 20, 2020	to	Aug 20, 2020 = 31 days

12. Aggregate Principal Balance

Initial Portfolio

Group (in EUR)	Aggregate Principal Balance (in EUR)	Aggregate Principal Balance (in % of total)	Number of Contracts	Number of Contracts (in % of total)
0.00 - 5,000.00	11,911,454.23	1.11	3,553	6.34
5.000,01 - 10.000,00	67,979,197.49	6.32	8,808	15.71
10.000,01 - 15.000,00	144,390,179.97	13.43	11,512	20.53
15.000,01 - 20.000,00	184,235,767.64	17.13	10,572	18.85
20.000,01 - 25.000,00	179,689,329.59	16.71	8,035	14.33
25.000,01 - 30.000,00	145,425,557.37	13.52	5,329	9.50
30.000,01 - 35.000,00	102,843,973.13	9.56	3,186	5.68
35.000,01 - 40.000,00	69,581,005.45	6.47	1,864	3.32
40.000,01 - 45.000,00	45,284,645.28	4.21	1,071	1.91
45.000,01 - 50.000,00	33,696,768.07	3.13	711	1.27
50.000,01 - 55.000,00	24,282,918.80	2.26	464	0.83
55.000,01 - 60.000,00	19,141,345.96	1.78	334	0.60
> 60.000,00	46,837,767.73	4.36	632	1.13
Total	1,075,299,910.71	100.00	56,071	100.00

Average:	19,177.47
Min:	89.35
Max:	232,486.98

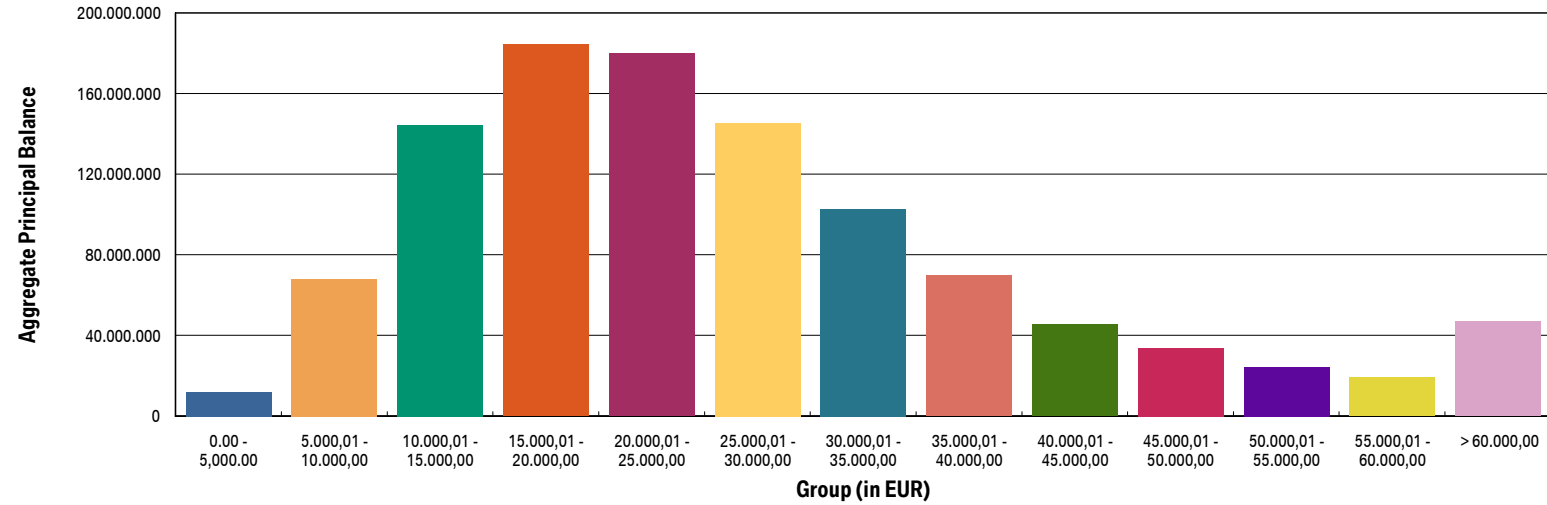
Compartment German Auto Loans 8
Monthly Investor Report



Rolls-Royce
 Motor Cars Limited

Reporting Date	Aug 11, 2020				
Payment Date	Aug 20, 2020				
Period No	27				
Monthly Period	July 31, 2020				
Interest Period	From	July 20, 2020	to	Aug 20, 2020	= 31 days

12a. Aggregate Principal Balance (graph)



Compartment German Auto Loans 8
Monthly Investor Report



Rolls-Royce
Motor Cars Limited

Reporting Date	Aug 11, 2020			
Payment Date	Aug 20, 2020			
Period No	27			
Monthly Period	July 31, 2020			
Interest Period	From	July 20, 2020	to	Aug 20, 2020 = 31 days

13. Aggregate Outstanding Principal Balance

Portfolio as of: July 31, 2020

Group (in EUR)	Aggregate Outstanding Principal Balance (in EUR)	Aggregate Outstanding Principal Balance (in % of total)	Number of Contracts	Number of Contracts (in % of total)
0.00 - 5,000.00	9,847,172.54	2.58	7,410	24.52
5.000,01 - 10.000,00	46,744,456.35	12.22	6,104	20.20
10.000,01 - 15.000,00	76,298,603.33	19.95	6,132	20.29
15.000,01 - 20.000,00	80,314,747.90	21.00	4,629	15.32
20.000,01 - 25.000,00	62,016,578.18	16.22	2,786	9.22
25.000,01 - 30.000,00	39,365,722.37	10.29	1,448	4.79
30.000,01 - 35.000,00	21,929,468.80	5.73	680	2.25
35.000,01 - 40.000,00	15,070,583.68	3.94	405	1.34
40.000,01 - 45.000,00	11,604,069.06	3.03	275	0.91
45.000,01 - 50.000,00	7,100,480.62	1.86	150	0.50
50.000,01 - 55.000,00	3,814,456.37	1.00	73	0.24
55.000,01 - 60.000,00	3,103,559.18	0.81	54	0.18
> 60.000,00	5,174,853.48	1.35	73	0.24
Total	382,384,751.86	100.00	30,219	100.00

WA:	12,653.78
Min:	0.00
Max:	214,963.37

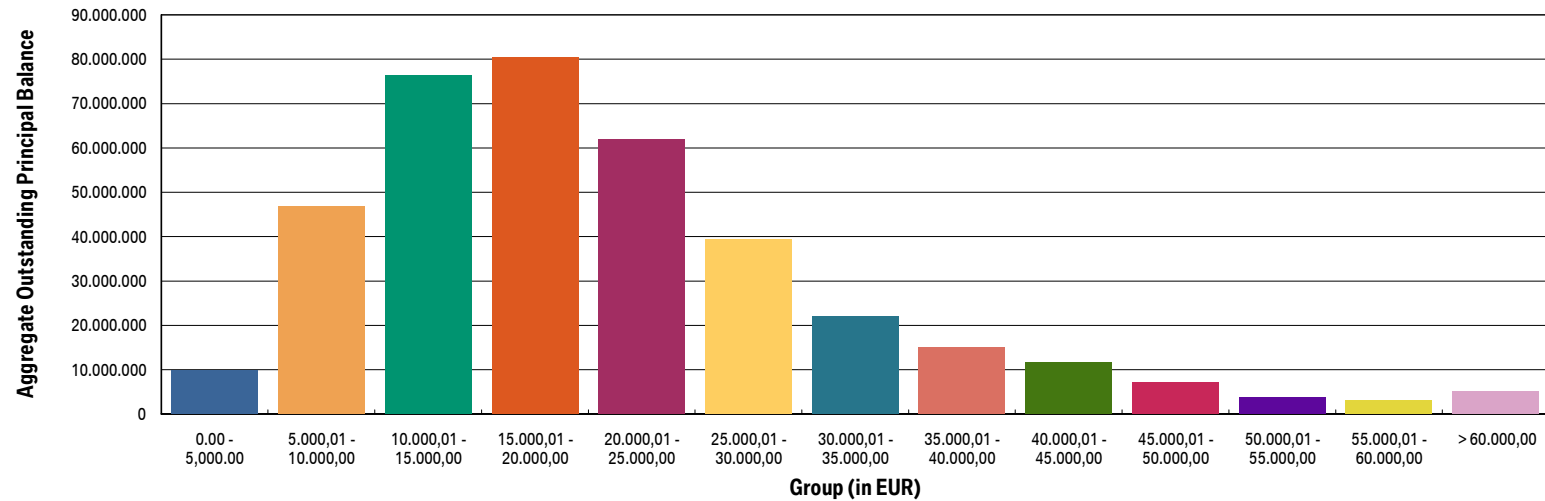
Compartment German Auto Loans 8
Monthly Investor Report



Rolls-Royce
 Motor Cars Limited

Reporting Date	Aug 11, 2020				
Payment Date	Aug 20, 2020				
Period No	27				
Monthly Period	July 31, 2020				
Interest Period	From	July 20, 2020	to	Aug 20, 2020	= 31 days

13a. Aggregate Outstanding Principal Balance (graph)



Compartment German Auto Loans 8
Monthly Investor Report



Rolls-Royce
Motor Cars Limited

Reporting Date	Aug 11, 2020				
Payment Date	Aug 20, 2020				
Period No	27				
Monthly Period	July 31, 2020				
Interest Period	From	July 20, 2020	to	Aug 20, 2020	= 31 days

14. Down Payments

Portfolio as of: July 31, 2020

Down Payment	Aggregate Outstanding Principal Balance (in EUR)	Aggregate Outstanding Principal Balance (in % of total)	Number of Contracts	Number of Contracts (in % of total)	Down Payment/ Purchase Price (in %)
No Down Payment	91,479,437.91	23.92	7,554	25.00	0.00
<=1000	8,094,320.55	2.12	750	2.48	4.12
1.000,01 - 2.000,00	19,364,137.79	5.06	1,736	5.74	8.01
2.000,01 - 3.000,00	25,201,429.17	6.59	2,257	7.47	12.05
3.000,01 - 4.000,00	23,938,867.01	6.26	2,147	7.10	15.49
4.000,01 - 5.000,00	38,363,614.81	10.03	3,111	10.29	17.68
5.000,01 - 6.000,00	21,141,228.00	5.53	1,725	5.71	20.20
6.000,01 - 7.000,00	19,118,869.87	5.00	1,466	4.85	21.73
7.000,01 - 8.000,00	20,405,529.42	5.34	1,466	4.85	22.95
8.000,01 - 9.000,00	11,117,752.78	2.91	784	2.59	24.86
9.000,01 - 10.000,00	30,804,101.01	8.06	2,190	7.25	26.59
10.000,01 - 11.000,00	6,982,432.19	1.83	458	1.52	26.33
11.000,01 - 12.000,00	9,149,571.09	2.39	621	2.05	28.65
12.000,01 - 13.000,00	7,239,683.48	1.89	475	1.57	29.24
13.000,01 - 14.000,00	5,297,819.88	1.39	367	1.21	30.77
14.000,01 - 15.000,00	12,736,417.13	3.33	907	3.00	33.61
> 15.000,00	31,949,539.77	8.36	2,205	7.30	39.32
Total	382,384,751.86	100.00	30,219	100.00	16.87

Minimum Down Payment:	29.26
Maximum Down Payment:	93,267.06
Average Down Payment:	5,920.52
Average Down Payment (customers that made a Down Payment):	7,893.76

Compartment German Auto Loans 8
Monthly Investor Report



Rolls-Royce
Motor Cars Limited

Reporting Date	Aug 11, 2020			
Payment Date	Aug 20, 2020			
Period No	27			
Monthly Period	July 31, 2020			
Interest Period	From	July 20, 2020	to	Aug 20, 2020 = 31 days

15. Borrower Concentration

Portfolio as of: July 31, 2020

Borrower (Top 20)	Aggregate Outstanding Principal Balance (in EUR)	Aggregate Outstanding Principal Balance (in % of total)	Number of Contracts	Number of Contracts (in % of total)
1	227,027.94	0.06	13	0.04
2	214,963.37	0.06	1	0.00
3	148,748.51	0.04	5	0.02
4	125,489.62	0.03	1	0.00
5	120,064.45	0.03	5	0.02
6	115,496.83	0.03	3	0.01
7	95,289.90	0.02	1	0.00
8	94,042.32	0.02	2	0.01
9	93,881.82	0.02	2	0.01
10	90,370.42	0.02	2	0.01
11	89,852.82	0.02	1	0.00
12	88,679.78	0.02	1	0.00
13	88,367.06	0.02	2	0.01
14	86,381.66	0.02	1	0.00
15	86,009.92	0.02	2	0.01
16	85,709.68	0.02	1	0.00
17	84,346.53	0.02	7	0.02
18	83,540.04	0.02	1	0.00
19	82,216.24	0.02	1	0.00
20	81,213.21	0.02	2	0.01
Total	2,181,692.12	0.57	54	0.18
Total Portfolio Balance	382,384,751.86			

Compartment German Auto Loans 8
Monthly Investor Report



Rolls-Royce
 Motor Cars Limited

Reporting Date	Aug 11, 2020			
Payment Date	Aug 20, 2020			
Period No	27			
Monthly Period	July 31, 2020			
Interest Period	From	July 20, 2020	to	Aug 20, 2020 = 31 days

16. Geographical Distribution

Initial Portfolio

Post code area	Aggregate Principal Balance (in EUR)	Aggregate Principal Balance (in % of total)	Number of Contracts	Number of contracts (in % of total)
post code area 0	59,388,875.81	5.52	3,031	5.41
post code area 1	68,063,748.40	6.33	3,264	5.82
post code area 2	95,520,039.60	8.88	4,972	8.87
post code area 3	98,034,964.07	9.12	5,256	9.37
post code area 4	128,909,449.36	11.99	6,764	12.06
post code area 5	122,157,113.60	11.36	6,477	11.55
post code area 6	136,415,503.83	12.69	7,223	12.88
post code area 7	129,944,746.50	12.08	6,948	12.39
post code area 8	139,594,765.87	12.98	7,090	12.64
post code area 9	97,270,703.67	9.05	5,046	9.00
Total	1,075,299,910.71	100.00	56,071	100.00

Compartment German Auto Loans 8
Monthly Investor Report



Rolls-Royce
Motor Cars Limited

Reporting Date	Aug 11, 2020			
Payment Date	Aug 20, 2020			
Period No	27			
Monthly Period	July 31, 2020			
Interest Period	From	July 20, 2020	to	Aug 20, 2020 = 31 days

16. Geographical Distribution

Portfolio as of: July 31, 2020

Post code area	Aggregate Outstanding Principal Balance (in EUR)	Aggregate Outstanding Principal Balance (in % of total)	Number of Contracts	Number of Contracts (in % of total)
post code area 0	22,388,789.72	5.86	1,733	5.73
post code area 1	25,909,440.40	6.78	1,877	6.21
post code area 2	34,529,729.45	9.03	2,690	8.90
post code area 3	36,734,351.26	9.61	2,889	9.56
post code area 4	44,005,329.50	11.51	3,584	11.86
post code area 5	43,581,906.17	11.40	3,493	11.56
post code area 6	48,631,027.69	12.72	3,868	12.80
post code area 7	44,902,199.70	11.74	3,615	11.96
post code area 8	47,083,261.83	12.31	3,677	12.17
post code area 9	34,434,675.67	9.01	2,769	9.16
post code area Others	184,040.47	0.05	24	0.08
Total	382,384,751.86	100.00	30,219	100.00

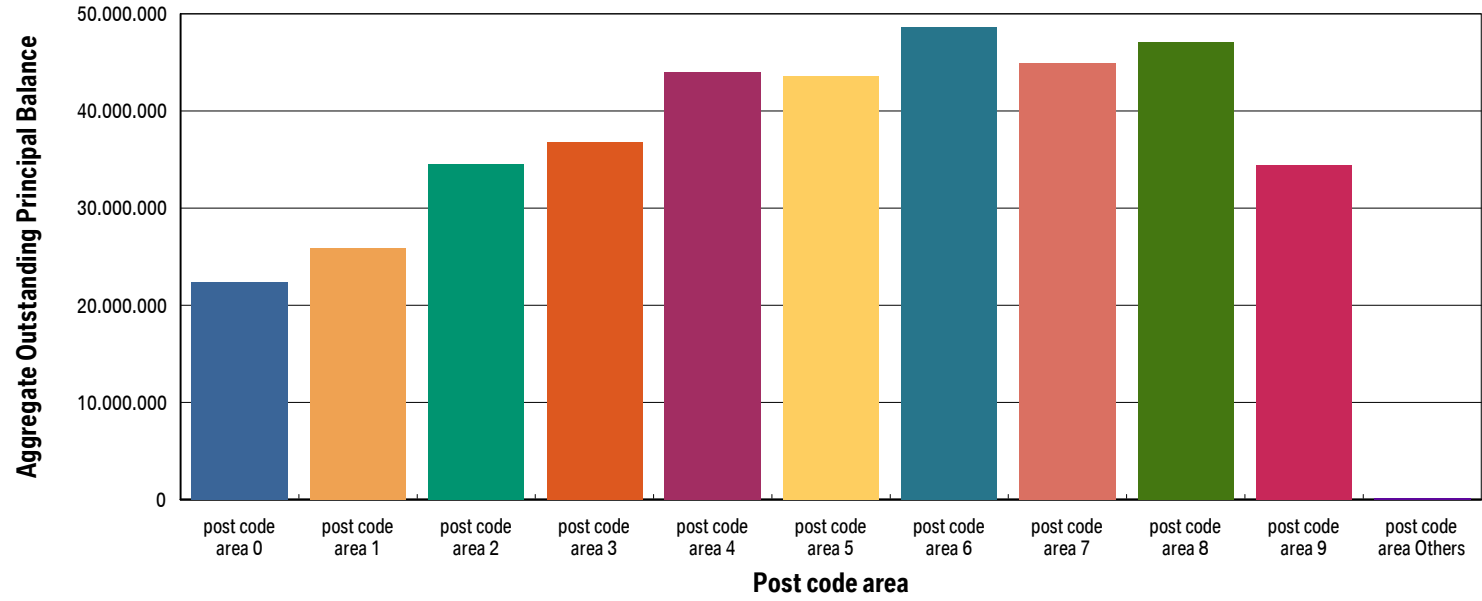
Compartment German Auto Loans 8
Monthly Investor Report



Rolls-Royce
 Motor Cars Limited

Reporting Date	Aug 11, 2020				
Payment Date	Aug 20, 2020				
Period No	27				
Monthly Period	July 31, 2020				
Interest Period	From	July 20, 2020	to	Aug 20, 2020	= 31 days

16a. Geographical Distribution (graph)



Compartment German Auto Loans 8
Monthly Investor Report



Rolls-Royce
 Motor Cars Limited

Reporting Date	Aug 11, 2020			
Payment Date	Aug 20, 2020			
Period No	27			
Monthly Period	July 31, 2020			
Interest Period	From	July 20, 2020	to	Aug 20, 2020 = 31 days

17. Car Type & Customer Group

Initial Portfolio

Car Type	Aggregate Principal Balance (in EUR)	Aggregate Principal Balance (in % of total)	Number of Contracts	Number of Contracts (in % of total)
New	511,495,773.89	47.57	20,632	36.80
Used	563,804,136.82	52.43	35,439	63.20
Total	1,075,299,910.71	100.00	56,071	100.00

Customer Group	Aggregate Principal Balance (in EUR)	Aggregate Principal Balance (in % of total)	Number of Contracts	Number of Contracts (in % of total)
Commercial	285,100,325.98	26.51	11,022	19.66
Private Individual	790,199,584.73	73.49	45,049	80.34
Total	1,075,299,910.71	100.00	56,071	100.00

Compartment German Auto Loans 8
Monthly Investor Report



Rolls-Royce
 Motor Cars Limited

Reporting Date	Aug 11, 2020			
Payment Date	Aug 20, 2020			
Period No	27			
Monthly Period	July 31, 2020			
Interest Period	From	July 20, 2020	to	Aug 20, 2020 = 31 days

17. Car Type & Customer Group

Portfolio as of: July 31, 2020

Car Type	Aggregate Outstanding Principal Balance (in EUR)	Aggregate Outstanding Principal Balance (in % of total)	Number of Contracts	Number of Contracts (in % of total)
New	193,107,344.64	50.50	11,804	39.06
Used	189,277,407.22	49.50	18,415	60.94
Total	382,384,751.86	100.00	30,219	100.00

Customer Group	Aggregate Outstanding Principal Balance (in EUR)	Aggregate Outstanding Principal Balance (in % of total)	Number of Contracts	Number of Contracts (in % of total)
Commercial	92,621,121.72	24.22	5,473	18.11
Private Individual	289,763,630.14	75.78	24,746	81.89
Total	382,384,751.86	100.00	30,219	100.00

Compartment German Auto Loans 8
Monthly Investor Report



Rolls-Royce
 Motor Cars Limited

Reporting Date	Aug 11, 2020			
Payment Date	Aug 20, 2020			
Period No	27			
Monthly Period	July 31, 2020			
Interest Period	From	July 20, 2020	to	Aug 20, 2020 = 31 days

18. Delinquencies

Initial Portfolio

Days past due	Aggregate Principal Balance (in EUR)	Aggregate Principal Balance (in % of total)	Number of Contracts	Number of Contracts (in % of total)
1 - 30	0.00	0.00	0	0.00
31 - 60	0.00	0.00	0	0.00
61 - 90	0.00	0.00	0	0.00
91 - 120	0.00	0.00	0	0.00
> 120	0.00	0.00	0	0.00
Total	0.00	0.00	0	0.00

Portfolio as of: July 31, 2020

Days past due	Aggregate Outstanding Principal Balance (in EUR)	Aggregate Outstanding Principal Balance (in % of total)	Number of Contracts	Number of Contracts (in % of total)
1 - 30	6,332,534.59	1.66	445	1.47
31 - 60	707,826.03	0.19	51	0.17
61 - 90	403,274.92	0.11	21	0.07
91 - 120	246,498.80	0.06	17	0.06
> 120	456,154.70	0.12	27	0.09
Total	8,146,289.04	2.13	561	1.86

Compartment German Auto Loans 8
Monthly Investor Report



Rolls-Royce
Motor Cars Limited

Reporting Date	Aug 11, 2020				
Payment Date	Aug 20, 2020				
Period No	27				
Monthly Period	July 31, 2020				
Interest Period	From	July 20, 2020	to	Aug 20, 2020	= 31 days

18a. Delinquencies Analysis

Monthly Period	Performing (in EUR)	31-60 days past due (in EUR)	61-90 days past due (in EUR)	91-120 days past due (in EUR)	>120 days past due (in EUR)
May - 18	1,052,856,026.67	0.00	0.00	0.00	0.00
June - 18	1,025,920,741.08	233,336.96	0.00	0.00	0.00
July - 18	996,483,247.28	481,935.51	31,765.70	0.00	0.00
Aug - 18	966,977,692.08	533,675.23	110,616.76	31,765.70	0.00
Sept - 18	940,700,267.02	1,200,220.42	234,647.64	87,002.36	20,394.58
Oct - 18	912,899,854.06	543,706.97	432,611.31	177,974.36	83,768.01
Nov - 18	885,102,126.56	1,030,841.39	143,861.32	298,949.46	196,304.73
Dec - 18	859,006,011.25	1,132,465.64	387,227.93	143,806.82	311,578.70
Jan - 19	831,440,112.06	802,553.45	520,268.13	277,977.96	279,620.86
Feb - 19	805,436,050.61	953,939.39	337,962.17	429,690.95	317,236.05
Mar - 19	777,512,528.36	1,414,940.60	466,607.47	107,293.91	648,764.98
Apr - 19	750,042,508.62	1,344,947.00	464,953.76	288,803.53	605,195.72
May - 19	723,580,107.76	1,203,515.65	491,288.91	404,880.31	555,124.42
June - 19	699,170,880.02	1,220,494.59	344,122.62	288,224.31	435,128.09
July - 19	671,918,788.11	1,050,200.27	519,348.27	215,474.42	445,405.41
Aug - 19	646,700,075.48	1,450,252.44	423,782.09	327,347.68	677,623.38
Sept - 19	622,958,860.77	1,365,831.71	723,406.80	125,505.19	522,623.73
Oct - 19	599,139,505.67	1,028,057.79	354,923.49	497,668.10	326,784.11
Nov - 19	575,018,741.06	949,662.17	455,421.22	231,164.95	550,476.14
Dec - 19	551,277,351.49	1,175,344.16	519,314.12	237,021.95	502,982.60
Jan - 20	527,378,262.94	1,067,543.00	456,177.99	190,152.74	329,319.61
Feb - 20	507,679,654.72	591,329.72	563,991.48	264,600.98	231,906.73
Mar - 20	482,743,548.41	1,025,658.87	384,458.97	346,664.40	352,753.15
Apr - 20	457,704,057.65	1,229,584.91	490,609.31	204,518.29	487,383.30
May - 20	437,661,276.25	894,453.66	732,959.94	146,072.99	553,232.23
June - 20	417,101,884.42	657,177.27	450,076.20	572,394.07	322,579.68
July - 20	380,570,997.41	707,826.03	403,274.92	246,498.80	456,154.70

Compartment German Auto Loans 8
Monthly Investor Report



Rolls-Royce
 Motor Cars Limited

Reporting Date	Aug 11, 2020			
Payment Date	Aug 20, 2020			
Period No	27			
Monthly Period	July 31, 2020			
Interest Period	From	July 20, 2020	to	Aug 20, 2020 = 31 days

19. Seasoning

Initial Portfolio

Group (in months)	Aggregate Principal Balance (in EUR)	Aggregate Principal Balance (in % of total)	Number of Contracts	Number of Contracts (in % of total)
<= 6	492,607,422.31	45.81	23,758	42.37
> 6 - <= 12	391,635,229.03	36.42	20,512	36.58
> 12 - <= 24	130,251,179.08	12.11	7,514	13.40
> 24 - <= 36	49,977,501.72	4.65	3,393	6.05
> 36 - <= 42	5,051,935.82	0.47	397	0.71
> 42 - <= 48	3,810,087.86	0.35	322	0.57
> 48 - <= 53	1,210,666.78	0.11	105	0.19
> 53	755,888.11	0.07	70	0.12
Total	1,075,299,910.71	100.00	56,071	100.00

WA Seasoning (in months):	9.07
Min (in months):	3.00
Max (in months):	67.00

Compartment German Auto Loans 8
Monthly Investor Report



Rolls-Royce
Motor Cars Limited

Reporting Date	Aug 11, 2020			
Payment Date	Aug 20, 2020			
Period No	27			
Monthly Period	July 31, 2020			
Interest Period	From	July 20, 2020	to	Aug 20, 2020 = 31 days

19. Seasoning

Portfolio as of: July 31, 2020

Group (in months)	Aggregate Outstanding Principal Balance (in EUR)	Aggregate Outstanding Principal Balance (in % of total)	Number of Contracts	Number of Contracts (in % of total)
<= 6	0.00	0.00	0	0.00
> 6 - <= 12	0.00	0.00	0	0.00
> 12 - <= 24	0.00	0.00	0	0.00
> 24 - <= 36	346,864,226.29	90.71	26,495	87.68
> 36 - <= 42	20,654,462.72	5.40	1,962	6.49
> 42 - <= 48	8,958,727.86	2.34	943	3.12
> 48 - <= 53	3,908,033.63	1.02	482	1.60
> 53	1,999,301.36	0.52	337	1.12
Total	382,384,751.86	100.00	30,219	100.00

WA Seasoning (in months):	33.67
Min (in months):	30.00
Max (in months):	93.00

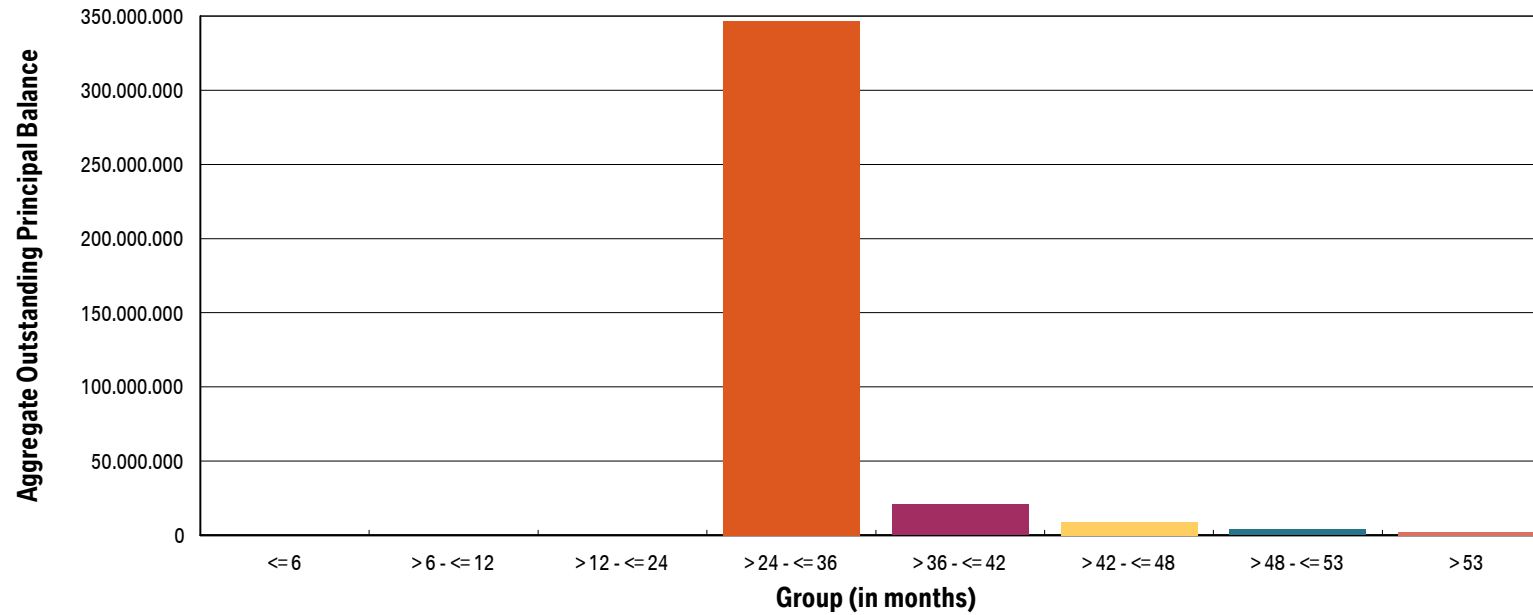
Compartment German Auto Loans 8
Monthly Investor Report



Rolls-Royce
 Motor Cars Limited

Reporting Date	Aug 11, 2020				
Payment Date	Aug 20, 2020				
Period No	27				
Monthly Period	July 31, 2020				
Interest Period	From	July 20, 2020	to	Aug 20, 2020	= 31 days

19a. Seasoning (graph)



Compartment German Auto Loans 8
Monthly Investor Report



Rolls-Royce
 Motor Cars Limited

Reporting Date	Aug 11, 2020			
Payment Date	Aug 20, 2020			
Period No	27			
Monthly Period	July 31, 2020			
Interest Period	From	July 20, 2020	to	Aug 20, 2020 = 31 days

20. Remaining Term

Initial Portfolio

Group (in months)	Aggregate Principal Balance (in EUR)	Aggregate Principal Balance (in % of total)	Number of Contracts	Number of Contracts (in % of total)
<= 6	16,053,540.58	1.49	1,460	2.60
> 6 - <= 12	28,451,320.08	2.65	2,297	4.10
> 12 - <= 24	130,153,234.30	12.10	9,416	16.79
> 24 - <= 36	462,331,005.88	43.00	23,661	42.20
> 36 - <= 42	142,815,618.83	13.28	7,056	12.58
> 42 - <= 48	72,965,238.70	6.79	3,327	5.93
> 48 - <= 53	91,317,767.33	8.49	3,738	6.67
> 53	131,212,185.01	12.20	5,116	9.12
Total	1,075,299,910.71	100.00	56,071	100.00

WA Remaining Term (in months):	35.12
Min (in months):	3.00
Max (in months):	60.00

Compartment German Auto Loans 8
Monthly Investor Report



Rolls-Royce
Motor Cars Limited

Reporting Date	Aug 11, 2020			
Payment Date	Aug 20, 2020			
Period No	27			
Monthly Period	July 31, 2020			
Interest Period	From	July 20, 2020	to	Aug 20, 2020 = 31 days

20. Remaining Term

Portfolio as of: July 31, 2020

Group (in months)	Aggregate Outstanding Principal Balance (in EUR)	Aggregate Outstanding Principal Balance (in % of total)	Number of Contracts	Number of Contracts (in % of total)
<= 6	166,457,774.21	43.53	16,561	54.80
> 6 - <= 12	32,973,451.11	8.62	2,536	8.39
> 12 - <= 24	90,975,457.78	23.79	6,145	20.33
> 24 - <= 36	91,978,068.76	24.05	4,977	16.47
> 36 - <= 42	0.00	0.00	0	0.00
> 42 - <= 48	0.00	0.00	0	0.00
> 48 - <= 53	0.00	0.00	0	0.00
> 53	0.00	0.00	0	0.00
Total	382,384,751.86	100.00	30,219	100.00

WA Remaining Term (in months):	13.25
Min (in months):	0.00
Max (in months):	33.00

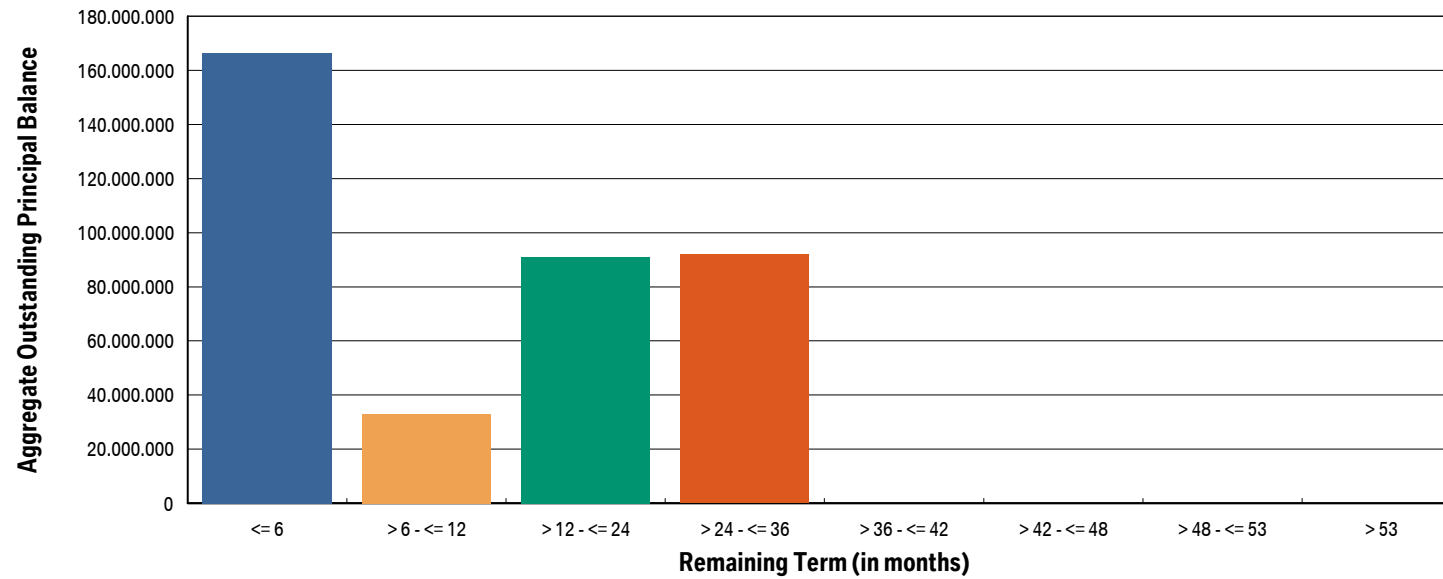
Compartment German Auto Loans 8
Monthly Investor Report



Rolls-Royce
 Motor Cars Limited

Reporting Date	Aug 11, 2020				
Payment Date	Aug 20, 2020				
Period No	27				
Monthly Period	July 31, 2020				
Interest Period	From	July 20, 2020	to	Aug 20, 2020	= 31 days

20a. Remaining Term (graph)



Compartment German Auto Loans 8
Monthly Investor Report



Rolls-Royce
 Motor Cars Limited

Reporting Date	Aug 11, 2020			
Payment Date	Aug 20, 2020			
Period No	27			
Monthly Period	July 31, 2020			
Interest Period	From	July 20, 2020	to	Aug 20, 2020 = 31 days

21. Original Term

Initial Portfolio

Group (in months)	Aggregate Principal Balance (in EUR)	Aggregate Principal Balance (in % of total)	Number of Contracts	Number of Contracts (in % of total)
<= 6	0.00	0.00	0	0.00
> 6 - <= 12	683,348.34	0.06	275	0.49
> 12 - <= 24	41,759,800.70	3.88	4,346	7.75
> 24 - <= 36	522,385,630.26	48.58	27,540	49.12
> 36 - <= 42	4,537,430.98	0.42	341	0.61
> 42 - <= 48	231,089,301.46	21.49	11,811	21.06
> 48 - <= 53	850,694.44	0.08	50	0.09
> 53	273,993,704.53	25.48	11,708	20.88
Total	1,075,299,910.71	100.00	56,071	100.00

WA Original Term (in months):	44.19
Min (in months):	7.00
Max (in months):	120.00

Compartment German Auto Loans 8
Monthly Investor Report



Rolls-Royce
Motor Cars Limited

Reporting Date	Aug 11, 2020			
Payment Date	Aug 20, 2020			
Period No	27			
Monthly Period	July 31, 2020			
Interest Period	From	July 20, 2020	to	Aug 20, 2020 = 31 days

21. Original Term

Portfolio as of: July 31, 2020

Group (in months)	Aggregate Outstanding Principal Balance (in EUR)	Aggregate Outstanding Principal Balance (in % of total)	Number of Contracts	Number of Contracts (in % of total)
<= 6	0.00	0.00	0	0.00
> 6 - <= 12	20.00	0.00	1	0.00
> 12 - <= 24	40,069.73	0.01	49	0.16
> 24 - <= 36	158,129,770.52	41.35	14,591	48.28
> 36 - <= 42	1,337,264.64	0.35	189	0.63
> 42 - <= 48	96,752,818.45	25.30	7,613	25.19
> 48 - <= 53	413,145.97	0.11	33	0.11
> 53	125,711,662.55	32.88	7,743	25.62
Total	382,384,751.86	100.00	30,219	100.00

WA Original Term (in months):	46.94
Min (in months):	12.00
Max (in months):	96.00

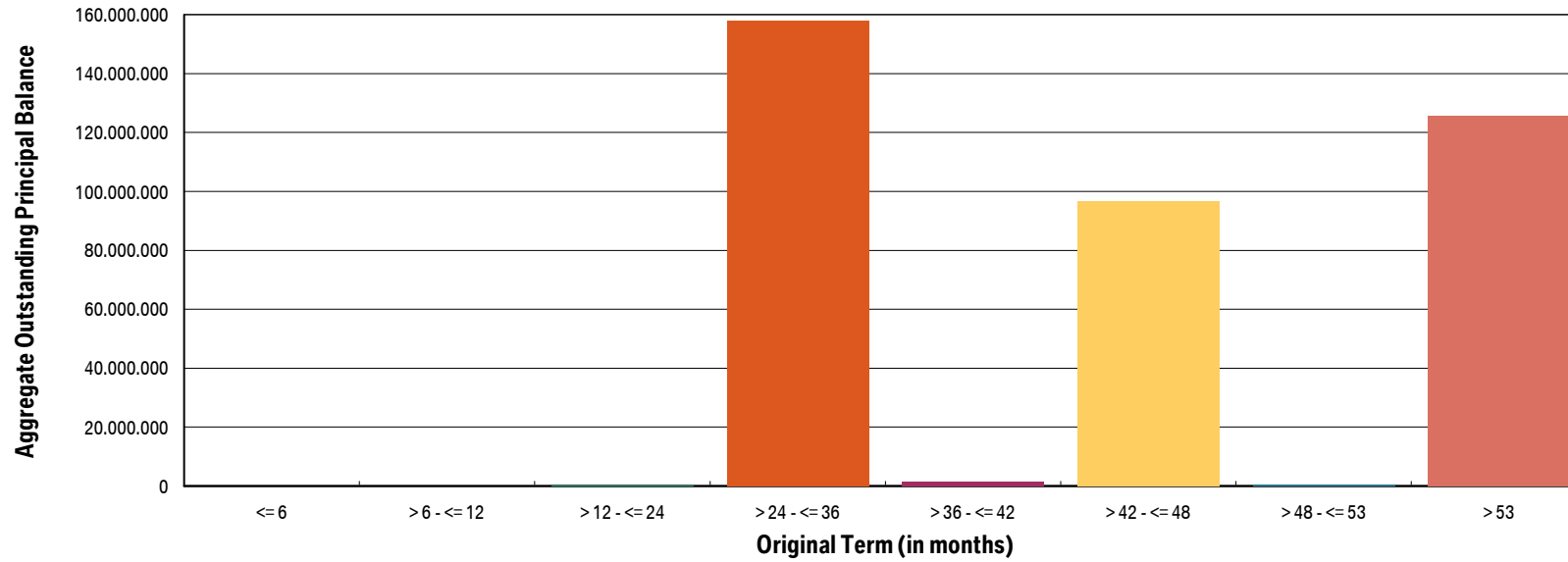
Compartment German Auto Loans 8
Monthly Investor Report



Rolls-Royce
 Motor Cars Limited

Reporting Date	Aug 11, 2020				
Payment Date	Aug 20, 2020				
Period No	27				
Monthly Period	July 31, 2020				
Interest Period	From	July 20, 2020	to	Aug 20, 2020	= 31 days

21a. Original Term (graph)



Compartment German Auto Loans 8
Monthly Investor Report



Rolls-Royce
Motor Cars Limited

Reporting Date	Aug 11, 2020			
Payment Date	Aug 20, 2020			
Period No	27			
Monthly Period	July 31, 2020			
Interest Period	From	July 20, 2020	to	Aug 20, 2020 = 31 days

22. Vehicle Class

Initial Portfolio

Group	Aggregate Principal Balance (in EUR)	Aggregate Principal Balance (in % of total)	Number of Contracts	Number of Contracts (in % of total)
BMW 1 Series	129,865,755.35	12.08	9,511	16.96
BMW 2 Series	103,347,732.66	9.61	4,514	8.05
BMW 3 Series	145,598,511.94	13.54	8,561	15.27
BMW 4 Series	69,614,986.52	6.47	2,164	3.86
BMW 5 Series	153,275,207.30	14.25	6,718	11.98
BMW 6 Series	12,574,532.89	1.17	332	0.59
BMW 7 Series	15,588,328.20	1.45	505	0.90
BMW X1 Series	78,758,412.40	7.32	4,211	7.51
BMW X3 Series	67,685,228.04	6.29	2,881	5.14
BMW X4 Series	19,330,655.27	1.80	547	0.98
BMW X5 Series	59,449,059.17	5.53	1,757	3.13
BMW X6 Series	19,564,213.22	1.82	477	0.85
BMW Z Series	6,510,679.28	0.61	382	0.68
BMW i Series	4,017,788.04	0.37	134	0.24
MINI	143,991,857.94	13.39	9,217	16.44
Non BMW Group Models (incl. Motorcycles)	24,654,365.38	2.29	1,725	3.08
Other BMW Group (incl. Motorcycles)	21,472,597.11	2.00	2,435	4.34
Total	1,075,299,910.71	100.00	56,071	100.00

Compartment German Auto Loans 8
Monthly Investor Report



Rolls-Royce
Motor Cars Limited

Reporting Date	Aug 11, 2020			
Payment Date	Aug 20, 2020			
Period No	27			
Monthly Period	July 31, 2020			
Interest Period	From	July 20, 2020	to	Aug 20, 2020 = 31 days

22. Vehicle Class

Portfolio as of: July 31, 2020

Group	Aggregate Outstanding Principal Balance (in EUR)	Aggregate Outstanding Principal Balance (in % of total)	Number of Contracts	Number of Contracts (in % of total)
BMW 1 Series	43,572,948.04	11.40	4,917	16.27
BMW 2 Series	38,140,155.43	9.97	2,649	8.77
BMW 3 Series	51,350,387.07	13.43	4,510	14.92
BMW 4 Series	26,072,642.82	6.82	1,234	4.08
BMW 5 Series	56,462,626.62	14.77	3,738	12.37
BMW 6 Series	3,917,155.47	1.02	152	0.50
BMW 7 Series	4,733,399.36	1.24	233	0.77
BMW X1 Series	30,249,904.00	7.91	2,380	7.88
BMW X3 Series	26,280,270.82	6.87	1,663	5.50
BMW X4 Series	7,217,718.68	1.89	311	1.03
BMW X5 Series	21,647,463.68	5.66	949	3.14
BMW X6 Series	6,119,881.46	1.60	229	0.76
BMW Z Series	1,841,720.43	0.48	181	0.60
BMW i Series	1,528,181.81	0.40	84	0.28
MINI	52,242,831.07	13.66	5,255	17.39
Non BMW Group Models (incl. Motorcycles)	7,340,179.02	1.92	847	2.80
Other BMW Group (incl. Motorcycles)	3,667,286.08	0.96	887	2.94
Total	382,384,751.86	100.00	30,219	100.00

Compartment German Auto Loans 8
Monthly Investor Report



Rolls-Royce
 Motor Cars Limited

Reporting Date	Aug 11, 2020			
Payment Date	Aug 20, 2020			
Period No	27			
Monthly Period	July 31, 2020			
Interest Period	From	July 20, 2020	to	Aug 20, 2020 = 31 days

23. Payment Type

Initial Portfolio:

Group	Aggregate Principal Balance (in EUR)	Aggregate Principal Balance (in % of total)	Number of Contracts	Number of Contracts (in % of total)
Direct debit	1,072,959,034.30	99.78	55,958	99.80
Self payment	2,340,876.41	0.22	113	0.20
Total	1,075,299,910.71	100.00	56,071	100.00

Portfolio as of: July 31, 2020

Group	Aggregate Outstanding Principal Balance (in EUR)	Aggregate Outstanding Principal Balance (in % of total)	Number of Contracts	Number of Contracts (in % of total)
Direct debit	377,882,627.17	98.82	29,804	98.63
Self payment	4,502,124.69	1.18	415	1.37
Total	382,384,751.86	100.00	30,219	100.00

Compartment German Auto Loans 8
Monthly Investor Report



Rolls-Royce
 Motor Cars Limited

Reporting Date	Aug 11, 2020		
Payment Date	Aug 20, 2020		
Period No	27		
Monthly Period	July 31, 2020		
Interest Period	From	July 20, 2020	to Aug 20, 2020 = 31 days

24. Interest Rates

		Weighted Average Nominal Interest Rate (in %)	
Aggregate Principal Balance (Initial)	1,075,299,910.71		3.20
Aggregate Outstanding Principal Balance	382,384,751.86		3.13

Compartment German Auto Loans 8
Monthly Investor Report



Rolls-Royce
 Motor Cars Limited

Reporting Date	Aug 11, 2020			
Payment Date	Aug 20, 2020			
Period No	27			
Monthly Period	July 31, 2020			
Interest Period	From	July 20, 2020	to	Aug 20, 2020 = 31 days

25. Credit Type

Initial Portfolio

Credit Type	Aggregate Principal Balance (in EUR)	Aggregate Principal Balance (in % of total)	Number of Contracts	Number of Contracts (in % of total)
Balloon	1,065,386,634.83	99.08	54,435	97.08
Equal Instalment Loan	9,913,275.88	0.92	1,636	2.92
Total	1,075,299,910.71	100.00	56,071	100.00

Portfolio as of: July 31, 2020

Credit Type	Aggregate Outstanding Principal Balance (in EUR)	Aggregate Outstanding Principal Balance (in % of total)	Number of Contracts	Number of Contracts (in % of total)
Balloon	381,070,933.99	99.66	29,749	98.44
Equal Instalment Loan	1,313,817.87	0.34	470	1.56
Total	382,384,751.86	100.00	30,219	100.00

Compartment German Auto Loans 8
Monthly Investor Report



Rolls-Royce
Motor Cars Limited

Reporting Date	Aug 11, 2020			
Payment Date	Aug 20, 2020			
Period No	27			
Monthly Period	July 31, 2020			
Interest Period	From	July 20, 2020	to	Aug 20, 2020 = 31 days

26. Contracts Per Customer

Initial Portfolio

Group	Aggregate Principal Balance (in EUR)	Aggregate Principal Balance (in % of total)	Number of Contracts	Number of Contracts (in % of total)
1	1,021,847,444.53	95.03	53,818	95.98
2 - 4	44,933,659.05	4.18	1,879	3.35
5 - 7	2,469,885.89	0.23	109	0.19
8 - 10	879,227.35	0.08	45	0.08
> 10	5,169,693.89	0.48	220	0.39
Total	1,075,299,910.71	100.00	56,071	100.00

Portfolio as of: July 31, 2020

Group	Aggregate Outstanding Principal Balance (in EUR)	Aggregate Outstanding Principal Balance (in % of total)	Number of Contracts	Number of Contracts (in % of total)
1	373,217,986.92	97.60	29,655	98.13
2 - 4	8,575,585.14	2.24	520	1.72
5 - 7	364,151.86	0.10	22	0.07
8 - 10	0.00	0.00	9	0.03
> 10	227,027.94	0.06	13	0.04
Total	382,384,751.86	100.00	30,219	100.00

Compartment German Auto Loans 8
Monthly Investor Report



Rolls-Royce
 Motor Cars Limited

Reporting Date	Aug 11, 2020		
Payment Date	Aug 20, 2020		
Period No	27		
Monthly Period	July 31, 2020		
Interest Period	From	July 20, 2020	to Aug 20, 2020 = 31 days

27. Amortisation

Initial Portfolio

Period	Principal Balance (in EUR)
	1,075,299,910.71
1	1,061,357,489.07
2	1,047,376,391.98
3	1,028,976,630.62
4	1,011,847,734.98
5	994,587,130.43
6	977,587,209.07
7	960,632,551.19
8	943,395,454.14
9	926,963,774.36
10	910,101,977.23
11	892,419,263.73
12	873,954,514.11
13	855,587,954.26
14	836,259,321.26
15	815,300,347.63
16	796,093,347.75
17	776,144,845.96
18	755,946,281.31
19	735,816,698.97
20	715,114,886.44
21	696,423,052.91
22	680,012,992.58
23	661,963,242.23
24	644,189,851.85
25	627,229,357.25
26	609,753,422.74
27	564,757,889.20
28	525,428,885.48
29	483,696,257.65

Current Portfolio

Period	Principal Balance in EUR	Reduction in EUR
	382,384,751.86	
1	352,427,351.57	29,957,400.29
2	324,163,272.05	28,264,079.52
3	294,980,276.58	29,182,995.47
4	262,599,477.89	32,380,798.69
5	223,595,639.99	39,003,837.90
6	195,042,643.57	28,552,996.42
7	189,488,095.01	5,554,548.56
8	183,458,513.97	6,029,581.04
9	177,362,956.87	6,095,557.10
10	171,680,079.68	5,682,877.19
11	165,970,828.23	5,709,251.45
12	148,831,890.03	17,138,938.20
13	134,961,122.83	13,870,767.20
14	122,371,049.51	12,590,073.32
15	111,639,725.46	10,731,324.05
16	102,571,934.28	9,067,791.18
17	93,424,492.90	9,147,441.38
18	85,029,593.30	8,394,899.60
19	82,462,886.06	2,566,707.24
20	79,569,940.38	2,892,945.68
21	76,631,612.13	2,938,328.25
22	74,019,234.00	2,612,378.13
23	71,152,528.31	2,866,705.69
24	60,902,033.26	10,250,495.05
25	51,332,151.39	9,569,881.87
26	41,659,234.79	9,672,916.60
27	31,778,761.76	9,880,473.03
28	21,549,611.85	10,229,149.91
29	10,115,519.24	11,434,092.61

Compartment German Auto Loans 8
Monthly Investor Report



Rolls-Royce
 Motor Cars Limited

Reporting Date	Aug 11, 2020		
Payment Date	Aug 20, 2020		
Period No	27		
Monthly Period	July 31, 2020		
Interest Period	From	July 20, 2020	to Aug 20, 2020 = 31 days

27. Amortisation

Initial Portfolio

Period	Principal Balance (in EUR)
30	440,605,305.95
31	392,140,353.45
32	334,901,312.09
33	293,075,233.85
34	284,499,363.79
35	275,210,944.10
36	266,153,461.44
37	257,195,264.89
38	248,644,221.55
39	223,065,697.54
40	201,939,995.92
41	183,125,587.37
42	167,020,001.82
43	153,550,322.74
44	140,072,333.42
45	127,680,743.83
46	123,787,776.71
47	119,433,902.10
48	115,054,784.43
49	110,871,342.68
50	106,578,147.42
51	90,866,337.94
52	76,260,088.19
53	62,040,002.52
54	46,852,592.27
55	31,749,212.54
56	14,675,475.77
57	16,968.32
58	8,236.30
59	1,913.98

Current Portfolio

Period	Principal Balance in EUR	Reduction in EUR
30	12,995.76	10,102,523.48
31	6,326.27	6,669.49
32	1,326.56	4,999.71
33	0.00	1,326.56
34	0.00	0.00
35	0.00	0.00
36	0.00	0.00
37	0.00	0.00
38	0.00	0.00
39	0.00	0.00
40	0.00	0.00
41	0.00	0.00
42	0.00	0.00
43	0.00	0.00
44	0.00	0.00
45	0.00	0.00
46	0.00	0.00
47	0.00	0.00
48	0.00	0.00
49	0.00	0.00
50	0.00	0.00
51	0.00	0.00
52	0.00	0.00
53	0.00	0.00
54	0.00	0.00
55	0.00	0.00
56	0.00	0.00
57	0.00	0.00
58	0.00	0.00
59	0.00	0.00

Compartment German Auto Loans 8
Monthly Investor Report



Rolls-Royce
 Motor Cars Limited

Reporting Date	Aug 11, 2020				
Payment Date	Aug 20, 2020				
Period No	27				
Monthly Period	July 31, 2020				
Interest Period	From	July 20, 2020	to	Aug 20, 2020	= 31 days

27. Amortisation

Initial Portfolio

Period	Principal Balance (in EUR)
60	0.00

Current Portfolio

Period	Principal Balance in EUR	Reduction in EUR
60	0.00	0.00

Compartment German Auto Loans 8
Monthly Investor Report



Rolls-Royce
 Motor Cars Limited

Reporting Date	Aug 11, 2020		
Payment Date	Aug 20, 2020		
Period No	27		
Monthly Period	July 31, 2020		
Interest Period	From	July 20, 2020	to Aug 20, 2020 = 31 days

28. Priority of Payments

Priority of Payments*

Available Distribution Amount	+	43,052,329.53
Taxes	-	0.00
Trustee Payment	-	0.00
Senior Expenses	-	13,379.92
Swap Net Payment	-	67,466.09
Class A Interest	-	0.00
Class B Interest	-	64,840.83
Cash Reserve	-	5,380,000.00
Principal Class A	-	37,526,642.69
Principal Class B	-	0.00
Swap Termination Event	-	0.00
Subordinated Loan Interest	-	0.00
Subordinated Loan Principal	-	0.00
Seller	-	0.00

*all Amounts in EUR

Compartment German Auto Loans 8
Monthly Investor Report



Rolls-Royce
Motor Cars Limited

Reporting Date	Aug 11, 2020			
Payment Date	Aug 20, 2020			
Period No	27			
Monthly Period	July 31, 2020			
Interest Period	From	July 20, 2020	to	Aug 20, 2020 = 31 days

29. Transaction Costs

	Class A	Class B	Subordinated Loan	Total
Senior Expenses				13,379.92
Interest accrued for the Period (in EUR)	0.00	64,840.83	3,469.95	68,310.78
Interest payments for the Period (in EUR)	0.00	64,840.83	0.00	64,840.83
Cumulative Interest Payments (in EUR)	292,400.00	1,729,799.13	0.00	2,022,199.13
Unpaid Interest for the Period (in EUR)	0.00	0.00	3,469.95	3,469.95
Cumulative Unpaid Interest (in EUR)	0.00	0.00	103,482.81	103,482.81

Compartment German Auto Loans 8
Monthly Investor Report



Rolls-Royce
Motor Cars Limited

Reporting Date	Aug 11, 2020			
Payment Date	Aug 20, 2020			
Period No	27			
Monthly Period	July 31, 2020			
Interest Period	From	July 20, 2020	to	Aug 20, 2020 = 31 days

30. Ratings

			Fitch	S&P	Moody's	DBRS
Notes - current ratings						
	Class A		AAA	AAA	N/A	N/A
	Class B		N/A	N/A	N/A	N/A

			Fitch	S&P	Moody's	DBRS	Trigger Breached
Transaction Parties - current ratings							
	BMW AG	long term	N/A	A	A2	A high	no
		short term	N/A	A-1	P-1	N/A	no
Issuer Account Bank:	Bank of New York Mellon, Frankfurt Branch	long term	AA+	AA-	N/A	N/A	no
		short term	F1+	A-1+	N/A	N/A	no
Swap Provider:	Skandinaviska Enskilda Banken AB (publ)	long term	AA+	A+	N/A	N/A	no
		short term	F1+	A-1	N/A	N/A	no
Calculation Agent:	Bank of New York Mellon, London Branch	long term	AA	AA-	N/A	N/A	no
		short term	F1+	A-1+	N/A	N/A	no
Trustee:	BNY Mellon Corporate Trustee Services Limited	long term	AA	AA-	N/A	N/A	no
		short term	F1+	A-1+	N/A	N/A	no

			Fitch	S&P	Moody's	DBRS
Transaction Parties - required ratings						
	BMW AG	long term	A	N/A	N/A	N/A
		short term	F1	N/A	N/A	N/A
Issuer Account Bank:	Bank of New York Mellon, Frankfurt Branch	long term	A	A+	N/A	N/A
		short term	F1	A-1	N/A	N/A
Swap Provider:	Skandinaviska Enskilda Banken AB (publ)	long term	A	A+	N/A	N/A
		short term	F1	A-1	N/A	N/A

Compartment German Auto Loans 8
Monthly Investor Report



Rolls-Royce
 Motor Cars Limited

Reporting Date	Aug 11, 2020		
Payment Date	Aug 20, 2020		
Period No	27		
Monthly Period	July 31, 2020		
Interest Period	From	July 20, 2020	to Aug 20, 2020 = 31 days

31. Swap Counterparty Data

Swap Counterparty Data	
Swap counterparty provider	Skandinaviska Enskilda Banken AB (publ)
Swap termination event	No

Swap Data	
Swap type	Fixed floating interest rate swap
Notional amount (in EUR)	300,182,834.57
Fixed rate (in %)	-0.2480
Floating rate (Euribor in %)	-0.5010
Net swap payments (in EUR) (- from SPV / + to SPV)	-67,466.09