



Bavarian Sky S.A., Compartment German Auto Loans 8

Monthly Investor Report - September 2019

**BMW
GROUP**



Rolls-Royce
Motor Cars Limited

Compartment German Auto Loans 8

Monthly Investor Report

BMW
GROUP



Rolls-Royce
Motor Cars Limited

Reporting Date	Oct 10, 2019
Payment Date	Oct 21, 2019
Period No	17
Monthly Period	Sept 30, 2019
Interest Period	From Sept 20, 2019 to Oct 21, 2019 = 31 days

Index

1. Contact Information
2. Reporting Contact Details
3. Counterparty History
4. Overview Dates
5. Portfolio Information
6. Reserves
7. Performance Data
8. Defaulted Amount & Recovery Amount
9. Defaulted Amount & Recovery Amount - Loan Level Data
10. Outstanding Note Balance
11. Original Principal Balance
12. Aggregate Principal Balance
13. Aggregate Outstanding Principal Balance
14. Down Payments
15. Borrower Concentration
16. Geographical Distribution
17. Car Type & Customer Group
18. Delinquencies
19. Seasoning
20. Remaining Term
21. Original Term
22. Vehicle Class
23. Payment Type
24. Interest Rates
25. Credit Type
26. Contracts per Customer
27. Amortisation
28. Priority of Payments
29. Transaction Costs
30. Ratings
31. Swap Counterparty Data

Compartment German Auto Loans 8
Monthly Investor Report

BMW
GROUP



Rolls-Royce
Motor Cars Limited

Reporting Date	Oct 10, 2019
Payment Date	Oct 21, 2019
Period No	17
Monthly Period	Sept 30, 2019
Interest Period	From Sept 20, 2019 to Oct 21, 2019 = 31 days

1. Contact Information

Transaction Parties

Issuer: **Bavarian Sky S.A.**
Acting in respect of its Compartment German Auto Loans 8
2a, rue Nicolas Bové
L-1253 Luxembourg
Luxembourg
Attn.: The Directors
BavarianSky@intertrustgroup.com
+352 26 4491

Corporate Administrator: **Intertrust (Luxembourg) S.à r.l.**
6, Rue Eugène Ruppert
L-2453 Luxembourg
Luxembourg
Attn.: Valérie Schleimer
valerie.schleimer@intertrustgroup.com
+352 26 44 91

Originator/Servicer: **BMW Bank GmbH**
Lilienthalallee 26
80939 Munich
Germany
Attn.: Antoun Zakhour
abs.bmwgroup@bmw.de
+49-89-382-61467
Attn.: Michael Dalchow
abs.bmwgroup@bmw.de
+49-89-382-53070

Compartment German Auto Loans 8
Monthly Investor Report

BMW
GROUP



Rolls-Royce
Motor Cars Limited

Reporting Date	Oct 10, 2019
Payment Date	Oct 21, 2019
Period No	17
Monthly Period	Sept 30, 2019
Interest Period	From Sept 20, 2019 to Oct 21, 2019 = 31 days

1. Contact Information

Transaction Parties

Calculation Agent/Paying Agent/

Bank of New York Mellon, London Branch

One Canada Square
E14 5AL London
United Kingdom
Attn.: Corporate Trust Administration
BNYM.structured.finance.team.8@bnymellon.com

Trustee:

BNY Mellon Corporate Trustee Services Limited

One Canada Square
E14 5AL London
United Kingdom
Attn.: Corporate Trust Administration
BNYM.structured.finance.team.8@bnymellon.com

Issuer Account Bank:

Bank of New York Mellon, Frankfurt Branch

Friedrich-Ebert-Anlage 49, Messeturm
60327 Frankfurt am Main
Germany
Attn.: Corporate Trust Administrator
BNYM.Structured.Finance.Team.8@bnymellon.com

Compartment German Auto Loans 8
Monthly Investor Report

BMW
GROUP



Rolls-Royce
Motor Cars Limited

Reporting Date	Oct 10, 2019
Payment Date	Oct 21, 2019
Period No	17
Monthly Period	Sept 30, 2019
Interest Period	From Sept 20, 2019 to Oct 21, 2019 = 31 days

1. Contact Information

Transaction Parties

Data Trustee:

Bank of New York Mellon, Frankfurt Branch
Friedrich-Ebert-Anlage 46, Messeturm
60327 Frankfurt am Main
Germany
Attn.: Corporate Trust Administration
BNYM.structured.finance.team.8@bnymellon.com

Swap Counterparty:

Skandinaviska Enskilda Banken AB (publ)
Kungsträdgårdsgatan 8
SE-106 40 Stockholm
Sweden
docunit@seb.se

Rating Agencies:

Fitch Ratings Ltd
30 North Colonnade, Canary Wharf
E14 5GN London
United Kingdom
ABSsurveillance@fitchratings.com

Standard and Poor's Credit Market Services Europe Limited
20 Canada Square, Canary Wharf
E14 5LH London
United Kingdom
StructuredFinanceEurope@spglobal.com

Compartment German Auto Loans 8
Monthly Investor Report

BMW
GROUP



Rolls-Royce
Motor Cars Limited

Reporting Date	Oct 10, 2019
Payment Date	Oct 21, 2019
Period No	17
Monthly Period	Sept 30, 2019
Interest Period	From Sept 20, 2019 to Oct 21, 2019 = 31 days

2. Reporting Contact Details

Contact for Servicer Report (Portfolio related information in Investor Report)

Contact for Investor Reporting:

BMW Bank GmbH

Lilienthalallee 26
80939 Munich
Germany
Attn.: Antoun Zakhour
abs.bmwgroup@bmw.de
+49-89-382-61467

Attn.: Michael Dalchow
abs.bmwgroup@bmw.de
+49-89-382-53070

Calculation Agent:

Bank of New York Mellon, London Branch

One Canada Square
E14 5AL London
United Kingdom
Attn. Corporate Trust Administration
BNYM.structured.finance.team.8@bnymellon.com

Compartment German Auto Loans 8
Monthly Investor Report

BMW
GROUP



Rolls-Royce
Motor Cars Limited

Reporting Date	Oct 10, 2019
Payment Date	Oct 21, 2019
Period No	17
Monthly Period	Sept 30, 2019
Interest Period	From Sept 20, 2019 to Oct 21, 2019 = 31 days

3. Counterparty History

Replacement Party to be added if applicable

Compartment German Auto Loans 8
Monthly Investor Report



Rolls-Royce
 Motor Cars Limited

Reporting Date	Oct 10, 2019			
Payment Date	Oct 21, 2019			
Period No	17			
Monthly Period	Sept 30, 2019			
Interest Period	From	Sept 20, 2019	to	Oct 21, 2019 = 31 days

4. Overview Dates

Initial Cut-Off Date:	30/04/2018		
Issue Date:	01/05/2018	Legal Maturity Date:	20/06/2025
Reporting Date	10/10/2019		
Investor Reporting Date	17/10/2019		
Interest Determination Date	18/09/2019		
Reporting Frequency:	monthly		
Monthly Period No. (since Issue Date):	17	(since Issue Date)	
Payment Date:	21/10/2019		
Next Payment Date	20/11/2019		
Monthly Period:	01/09/2019	until	30/09/2019

Compartment German Auto Loans 8
Monthly Investor Report



Rolls-Royce
Motor Cars Limited

Reporting Date	Oct 10, 2019			
Payment Date	Oct 21, 2019			
Period No	17			
Monthly Period	Sept 30, 2019			
Interest Period	From	Sept 20, 2019	to	Oct 21, 2019 = 31 days

5. Portfolio Information

Outstanding receivables in EUR	current period Aggregate outstanding principal balance	prior period Aggregate outstanding principal balance
Beginning of period in EUR	649,579,081.07	674,149,216.48
Scheduled principal payments in EUR	14,766,559.15	15,044,392.79
Prepayment* principal in EUR	8,059,487.98	8,160,256.27
Prepayments* number of contracts	539	566
Repurchases* principal in EUR	662,452.44	1,317,000.69
Repurchases* number of contracts	38	75
Total principal collections in EUR	23,488,499.57	24,521,649.75
Total interest collections in EUR	1,691,986.48	1,758,910.95
Defaulted Amounts in EUR	549,608,05	155,658.28
Recoveries in EUR	155,254.75	107,172.62
Late Recoveries in EUR	22,968.19	26,306.79
End of Period in EUR	625,696,228.20	649,579,081.07
Current prepayment rate (annualised) in %	14.21	13.89

* Prepayments are defined as all contracts that are early settled by the borrower and repurchases are defined as all contracts that are repurchased due to modification of contract.

Compartment German Auto Loans 8
Monthly Investor Report



Rolls-Royce
Motor Cars Limited

Reporting Date	Oct 10, 2019				
Payment Date	Oct 21, 2019				
Period No	17				
Monthly Period	Sept 30, 2019				
Interest Period	From	Sept 20, 2019	to	Oct 21, 2019	= 31 days

6. Reserves

Aggregate outstanding notes balance

Initial outstanding notes balance in EUR 1,075,300,000.00

Cash Reserve	in EUR
Outstanding cash reserve beginning of period	5,380,000.00
Interest on cash reserve - previous period	0.00
Required cash reserve	5,380,000.00
Outstanding cash reserve end of period	5,380,000.00

Triggers*								
Reserves	Current ratio	Trigger	Required Rating BMW AG				Trigger Breach	
			Fitch	S&P	Moody's	DBRS		
Commingling Reserve			Long Term	A	N/A	N/A	N/A	no
			Short Term	F1	N/A	N/A	N/A	no

* Breach of one of these triggers in conjunction with any other event as set out in the Servicing Agreement and / or the Receivables Purchase Agreement will oblige BMW Bank GmbH to post additional cash collateral. The Reserves will be adjusted on a monthly basis and shall be deposited in the Issuer Account and exclusively reserved to cover risks.

Commingling Reserve	in EUR
Outstanding Commingling Reserve end of period	0.00

Set-Off Risk (current ratio): 0,01%

Compartment German Auto Loans 8
Monthly Investor Report



Rolls-Royce
 Motor Cars Limited

Reporting Date	Oct 10, 2019			
Payment Date	Oct 21, 2019			
Period No	17			
Monthly Period	Sept 30, 2019			
Interest Period	From	Sept 20, 2019	to	Oct 21, 2019 = 31 days

7. Performance Data

Aggregate outstanding notes balance

Beginning of period (in EUR)	617,272,590.39
End of period (in EUR)	592,234,972.91

Ratios

31- 60 days past due	(in EUR)	(in %)
31- 60 days past due period before previous period	1,050,200.27	0.16
31- 60 days past due previous period	1,450,252.44	0.22
31- 60 days past due current period	1,365,831.71	0.22

61- 90 days past due	(in EUR)	(in %)
61- 90 days past due period before previous period	519,348.27	0.08
61- 90 days past due previous period	423,782.09	0.07
61- 90 days past due current period	723,406.80	0.12

Cumulative net loss ratio	Current ratio
Cumulative net loss ratio (in %)	0.20

Compartment German Auto Loans 8
Monthly Investor Report



Rolls-Royce
 Motor Cars Limited

Reporting Date	Oct 10, 2019			
Payment Date	Oct 21, 2019			
Period No	17			
Monthly Period	Sept 30, 2019			
Interest Period	From	Sept 20, 2019	to	Oct 21, 2019 = 31 days

7. Performance Data

Performance data	
Number of contracts being 31 - 60 days delinquent	71
Number of contracts being 61 - 90 days delinquent	40
Balance of contracts being 31 - 60 days delinquent (in EUR)	1,365,831.71
Balance of contracts being 61 - 90 days delinquent (in EUR)	723,406.80
Defaulted amounts (in EUR)	549,608.05
Cumulative defaulted amounts (in EUR)	4,180,708.14
Recoveries (in EUR)	155,254.75
Cumulative recoveries (in EUR)	2,072,797.14

Compartment German Auto Loans 8
Monthly Investor Report



Rolls-Royce
Motor Cars Limited

Reporting Date	Oct 10, 2019			
Payment Date	Oct 21, 2019			
Period No	17			
Monthly Period	Sept 30, 2019			
Interest Period	From	Sept 20, 2019	to	Oct 21, 2019 = 31 days

8. Defaulted Amount & Recovery Amount

(as at end of Monthly Period)

Collection Period	No. of Defaulted Agreements in Collection Period	Defaulted Amount in Collection Period (in EUR)	Cumulative Defaulted Amount since Initial Cut-Off Date (in EUR)	Cumulative Amount of Purchased Receivables (in EUR)	Cumulative Default Ratio (in %)	Recovery Amount in Collection Period (in EUR)	Cumulative Recoveries since Initial Cut-Off Date (in EUR)	Cumulative Net Losses (in EUR)	Cumulative Net Loss Ratio (in %)
Apr - 18	0	n/a	n/a	1,075,299,911.00	n/a	n/a	n/a	n/a	n/a
May - 18	5	29.93	29.93	1,075,299,910.71	0.00	0.00	0.00	29.93	0.00
June - 18	10	58.65	88.58	1,075,299,910.71	0.00	0.00	0.00	88.58	0.00
July - 18	20	43,550.19	43,638.77	1,075,299,910.71	0.00	31,120.50	31,120.50	12,518.27	0.00
Aug - 18	21	52,335.52	95,974.29	1,075,299,910.71	0.01	43,026.13	74,146.63	21,827.66	0.00
Sept - 18	10	144,020.39	239,994.68	1,075,299,910.71	0.02	101,063.56	175,210.19	64,784.49	0.01
Oct - 18	18	265,575.90	505,570.58	1,075,299,910.71	0.05	170,175.25	345,385.44	160,185.14	0.01
Nov - 18	23	274,156.35	779,726.93	1,075,299,910.71	0.07	182,720.89	528,106.33	251,620.60	0.02
Dec - 18	15	183,031.54	962,758.47	1,075,299,910.71	0.09	118,416.24	646,522.57	316,235.90	0.03
Jan - 19	31	205,947.54	1,168,706.01	1,075,299,910.71	0.11	121,636.11	768,158.68	400,547.33	0.04
Feb - 19	34	277,525.24	1,446,231.25	1,075,299,910.71	0.13	104,047.73	872,206.41	574,024.84	0.05
Mar - 19	25	249,275.97	1,695,507.22	1,075,299,910.71	0.16	104,890.70	977,097.11	718,410.11	0.07
Apr - 19	36	381,440.83	2,076,948.05	1,075,299,910.71	0.19	223,327.99	1,200,425.10	876,522.95	0.08
May - 19	33	483,294.57	2,560,242.62	1,075,299,910.71	0.24	190,980.91	1,391,406.01	1,168,836.61	0.11
June - 19	46	690,066.43	3,250,309.05	1,075,299,910.71	0.30	312,483.34	1,703,889.35	1,546,419.70	0.14
July - 19	35	225,132.76	3,475,441.81	1,075,299,910.71	0.32	106,480.42	1,810,369.77	1,665,072.04	0.15
Aug - 19	24	155,658.28	3,631,100.09	1,075,299,910.71	0.34	107,172.62	1,917,542.39	1,713,557.70	0.16
Sept - 19	37	549,608.05	4,180,708.14	1,075,299,910.71	0.39	155,254.75	2,072,797.14	2,107,911.00	0.20

Compartment German Auto Loans 8
Monthly Investor Report



Rolls-Royce
Motor Cars Limited

Reporting Date	Oct 10, 2019
Payment Date	Oct 21, 2019
Period No	17
Monthly Period	Sept 30, 2019
Interest Period	From Sept 20, 2019 to Oct 21, 2019 = 31 days

9. Defaulted Amount & Recovery Amount - Loan Level Data*

	Month / Year of Default	Month / Year of Loan Origination	Principal Balance (Initial in EUR)	Principal Balance of Loan at Default (in EUR)	Recovery Total (in EUR)	Principal Balance End of Period (in EUR)	Object Type (new / used)	Vehicle Series	Customer Type (private / commercial)	Out of Deal (Month / Year)
1	July - 18	Oct - 17	43,915.53	43,448.47	31,120.50	12,327.97	Used	6 Series	Commercial	
2	Aug - 18	Sept - 17	32,607.38	32,607.38	32,607.38	0.00	New	MINI	Private	
3	Sept - 18	Aug - 17	25,285.96	24,850.40	21,445.80	3,404.60	Used	4 Series	Private	
4	Sept - 18	Apr - 17	8,810.96	8,554.46	6,179.09	2,375.37	Used	3 Series	Private	
5	Sept - 18	Jan - 18	34,985.52	34,985.52	24,188.16	10,797.36	New	X3 Series	Private	
6	Oct - 18	Apr - 17	21,174.10	4,844.74	-62.75	4,907.49	Used	Non BMW Group (incl. Motorcycles)	Commercial	
7	Oct - 18	Sept - 17	69,895.20	67,797.97	53,262.91	14,535.06	New	X6 Series	Private	
8	Oct - 18	Aug - 14	15,395.68	15,151.54	15,151.54	0.00	Used	X5 Series	Private	
9	Oct - 18	Dec - 17	52,699.94	23,750.78	-17.57	23,768.35	New	X6 Series	Commercial	
10	Oct - 18	Dec - 17	33,454.33	32,867.89	25,768.57	7,099.32	New	MINI	Private	
11	Oct - 18	Nov - 17	9,417.90	9,217.91	4,624.21	4,593.70	New	Other BMW Group	Commercial	
12	Nov - 18	June - 17	4,279.25	3,969.33	3,969.33	0.00	Used	Other BMW Group	Private	
13	Nov - 18	Dec - 17	74,534.70	72,521.39	62,697.09	9,824.30	Used	X5 Series	Commercial	
14	Nov - 18	Dec - 17	2,718.02	2,474.07	2,474.07	0.00	Used	Non BMW Group (incl. Motorcycles)	Commercial	
15	Nov - 18	Dec - 16	33,838.24	31,122.49	21,699.71	9,422.78	Used	7 Series	Commercial	
16	Nov - 18	Nov - 17	40,798.71	40,559.21	20,016.61	20,542.60	New	4 Series	Commercial	
17	Nov - 18	Oct - 17	5,993.85	2,881.48	5.82	2,875.66	Used	3 Series	Commercial	
18	Nov - 18	Dec - 17	52,699.94	22,768.53	-182.67	23,005.36	New	X6 Series	Commercial	
19	Nov - 18	July - 16	13,691.59	13,042.16	7,297.27	5,744.89	Used	X1 Series	Private	
20	Dec - 18	Aug - 15	19,148.62	18,468.44	10,675.17	7,793.27	New	1 Series	Private	
21	Dec - 18	Oct - 17	12,808.51	4,321.50	-107.40	4,443.77	Used	3 Series	Commercial	
22	Dec - 18	July - 17	20,400.51	20,394.58	5,094.07	15,354.19	Used	X3 Series	Private	
23	Dec - 18	Nov - 17	24,815.15	22,648.77	19,077.07	3,571.70	Used	5 Series	Private	
24	Dec - 18	July - 17	49,294.69	45,264.48	34,249.17	11,015.31	New	5 Series	Commercial	
25	Jan - 19	Jan - 18	34,106.54	32,890.97	25,381.60	7,616.20	New	5 Series	Private	
26	Jan - 19	Nov - 17	24,831.66	23,445.68	10,385.46	13,060.22	Used	X5 Series	Commercial	
27	Jan - 19	Sept - 17	26,945.21	26,413.21	15,848.80	10,564.41	New	2 Series	Private	
28	Jan - 19	Oct - 16	35,538.50	15,832.12	-116.15	15,956.95	New	5 Series	Commercial	
29	Jan - 19	Apr - 16	6,321.61	4,670.72	1,628.82	3,041.90	Used	5 Series	Private	
30	Jan - 19	Mar - 17	4,342.83	2,383.35	-53.04	2,436.39	Used	Non BMW Group (incl. Motorcycles)	Commercial	
31	Jan - 19	Jan - 18	29,164.31	28,068.84	16,915.16	11,153.68	New	MINI	Commercial	
32	Jan - 19	Nov - 17	21,537.41	21,267.60	0.00	21,267.60	Used	X6 Series	Commercial	
33	Jan - 19	Sept - 17	26,011.75	25,489.99	25,489.99	0.00	Used	X3 Series	Private	
34	Feb - 19	Sept - 17	38,315.80	37,634.78	23,551.22	14,156.91	New	3 Series	Private	
35	Feb - 19	Nov - 15	7,086.09	1,909.55	1,247.81	661.74	New	Non BMW Group (incl. Motorcycles)	Commercial	
36	Feb - 19	Sept - 17	65,515.63	28,738.61	1,664.90	27,073.71	New	4 Series	Commercial	

Compartment German Auto Loans 8
Monthly Investor Report



Rolls-Royce
Motor Cars Limited

Reporting Date	Oct 10, 2019				
Payment Date	Oct 21, 2019				
Period No	17				
Monthly Period	Sept 30, 2019				
Interest Period	From	Sept 20, 2019	to	Oct 21, 2019	= 31 days

9. Defaulted Amount & Recovery Amount - Loan Level Data*

	Month / Year of Default	Month / Year of Loan Origination	Principal Balance (Initial in EUR)	Principal Balance of Loan at Default (in EUR)	Recovery Total (in EUR)	Principal Balance End of Period (in EUR)	Object Type (new / used)	Vehicle Series	Customer Type (private / commercial)	Out of Deal (Month / Year)
37	Feb - 19	Aug - 17	30,133.31	28,133.13	17,434.70	10,698.43	Used	X3 Series	Private	
38	Feb - 19	Aug - 17	13,584.67	3,543.34	-54.83	3,598.17	Used	1 Series	Commercial	
39	Feb - 19	Dec - 17	22,907.10	5,955.21	-264.40	6,219.61	Used	X6 Series	Commercial	
40	Feb - 19	Oct - 17	15,038.23	14,501.12	8,908.65	5,592.47	Used	Non BMW Group (incl. Motorcycles)	Commercial	
41	Feb - 19	Oct - 17	17,137.62	15,741.59	12,098.62	3,642.97	Used	Non BMW Group (incl. Motorcycles)	Private	
42	Feb - 19	July - 17	66,092.21	64,146.60	42,103.92	22,042.68	New	X6 Series	Commercial	
43	Feb - 19	Sept - 14	27,054.94	26,463.99	0.00	26,463.99	Used	X6 Series	Commercial	
44	Feb - 19	Oct - 17	5,306.15	4,036.93	4,006.96	48.28	Used	MINI	Commercial	
45	Mar - 19	Aug - 15	9,241.28	8,669.95	0.00	8,669.95	Used	Non BMW Group (incl. Motorcycles)	Private	
46	Mar - 19	Aug - 14	7,407.58	3,279.17	3,279.17	0.00	Used	1 Series	Private	
47	Mar - 19	Aug - 15	17,271.78	16,174.28	0.00	16,174.28	Used	X3 Series	Commercial	
48	Mar - 19	July - 17	7,182.53	7,023.41	0.00	7,023.41	Used	MINI	Commercial	
49	Mar - 19	Nov - 15	5,988.07	5,101.70	5,101.70	0.00	Used	3 Series	Private	
50	Mar - 19	May - 17	6,412.50	3,342.38	3,342.38	0.00	Used	X5 Series	Commercial	
51	Mar - 19	Feb - 16	14,013.24	11,958.63	11,958.63	0.00	New	MINI	Private	
52	Mar - 19	Dec - 13	9,304.87	9,131.41	0.00	9,131.41	Used	Non BMW Group (incl. Motorcycles)	Commercial	
53	Mar - 19	Jan - 18	20,114.47	18,344.34	15,544.52	2,799.82	Used	MINI	Private	
54	Mar - 19	May - 17	31,119.99	29,121.85	18,797.82	10,545.14	Used	1 Series	Commercial	
55	Mar - 19	Dec - 15	38,780.42	36,848.09	20,137.81	16,710.28	New	X3 Series	Private	
56	Mar - 19	Aug - 17	14,140.24	6,306.65	-62.13	6,368.78	Used	MINI	Commercial	
57	Apr - 19	Oct - 17	28,629.08	27,686.85	25,784.22	1,902.63	New	2 Series	Private	
58	Apr - 19	Oct - 17	94,554.07	84,608.34	40,791.56	43,816.78	New	7 Series	Private	
59	Apr - 19	July - 17	16,237.61	7,386.56	-295.01	7,681.57	Used	1 Series	Commercial	
60	Apr - 19	Apr - 14	6,535.23	6,057.63	0.00	6,057.63	Used	5 Series	Private	
61	Apr - 19	Nov - 15	23,851.35	14,762.26	0.00	14,762.26	New	4 Series	Commercial	
62	Apr - 19	Mar - 17	25,115.16	23,671.67	23,671.67	0.00	New	3 Series	Private	
63	Apr - 19	Sept - 13	19,657.13	17,978.51	0.00	17,978.51	Used	X6 Series	Commercial	
64	May - 19	July - 17	13,773.81	13,229.33	0.00	13,229.33	Used	MINI	Private	
65	May - 19	Dec - 17	19,676.21	17,988.78	7,982.58	10,006.20	Used	MINI	Commercial	
66	May - 19	Dec - 16	33,327.60	31,081.71	20,001.92	11,079.79	New	X1 Series	Commercial	
67	May - 19	Dec - 17	36,732.44	34,750.12	14,795.64	19,954.48	Used	X5 Series	Private	
68	May - 19	Dec - 17	14,034.00	13,657.71	0.00	13,657.71	New	Other BMW Group	Private	
69	May - 19	June - 16	16,721.58	15,463.70	0.00	15,472.18	New	2 Series	Private	
70	May - 19	Oct - 15	11,559.89	8,919.56	8,919.56	0.00	Used	Non BMW Group (incl. Motorcycles)	Commercial	
71	May - 19	Oct - 13	26,561.15	23,941.10	0.00	23,941.10	New	5 Series	Commercial	
72	May - 19	Sept - 16	12,129.70	11,741.83	7,522.00	4,219.83	Used	1 Series	Private	

Compartment German Auto Loans 8
Monthly Investor Report



Rolls-Royce
Motor Cars Limited

Reporting Date	Oct 10, 2019			
Payment Date	Oct 21, 2019			
Period No	17			
Monthly Period	Sept 30, 2019			
Interest Period	From	Sept 20, 2019	to	Oct 21, 2019 = 31 days

9. Defaulted Amount & Recovery Amount - Loan Level Data*

	Month / Year of Default	Month / Year of Loan Origination	Principal Balance (Initial in EUR)	Principal Balance of Loan at Default (in EUR)	Recovery Total (in EUR)	Principal Balance End of Period (in EUR)	Object Type (new / used)	Vehicle Series	Customer Type (private / commercial)	Out of Deal (Month / Year)
73	May - 19	Jan - 18	51,931.76	48,663.20	34,353.09	14,310.11	New	X5 Series	Commercial	
74	May - 19	June - 16	15,141.87	14,109.61	0.00	14,109.61	Used	1 Series	Private	
75	May - 19	Dec - 17	39,471.78	36,067.89	21,175.86	14,892.03	Used	3 Series	Commercial	
76	May - 19	Nov - 17	15,571.04	15,093.98	0.00	15,093.98	Used	1 Series	Private	
77	June - 19	Dec - 17	22,734.99	22,011.75	0.00	22,011.75	New	3 Series	Commercial	
78	June - 19	Dec - 17	22,734.99	22,011.75	0.00	22,011.75	New	3 Series	Commercial	
79	June - 19	Apr - 14	5,806.47	3,771.48	3,771.48	0.00	Used	5 Series	Private	
80	June - 19	Aug - 16	5,517.35	4,613.39	3,314.42	1,298.97	Used	MINI	Private	
81	June - 19	Sept - 17	23,667.04	20,718.16	20,718.16	0.00	Used	5 Series	Commercial	
82	June - 19	July - 17	57,002.71	54,823.81	0.00	54,823.81	New	X5 Series	Commercial	
83	June - 19	May - 17	53,218.40	46,010.68	27,246.19	18,764.49	New	2 Series	Commercial	
84	June - 19	Sept - 17	8,506.04	6,551.53	4,451.10	2,100.43	Used	X1 Series	Commercial	
85	June - 19	Dec - 17	20,935.73	20,342.13	0.00	20,342.13	New	3 Series	Commercial	
86	June - 19	Aug - 17	35,417.75	32,510.31	0.00	32,510.31	New	X3 Series	Commercial	
87	June - 19	Nov - 15	19,936.01	19,724.91	0.00	19,724.91	New	X1 Series	Private	
88	June - 19	Sept - 16	23,501.70	9,503.20	-143.07	9,646.27	Used	X5 Series	Private	
89	June - 19	Oct - 17	14,605.37	13,159.08	9,651.22	3,507.86	New	Other BMW Group	Private	
90	June - 19	Oct - 17	22,446.94	12,122.70	5,758.11	6,364.59	New	3 Series	Commercial	
91	June - 19	June - 17	14,409.42	11,479.42	9,585.18	1,894.24	Used	X3 Series	Commercial	
92	June - 19	Nov - 13	11,596.19	3,421.13	3,421.13	0.00	Used	3 Series	Private	
93	June - 19	July - 17	50,061.97	48,493.39	48,493.39	0.00	New	4 Series	Commercial	
94	June - 19	Mar - 15	8,025.65	5,367.17	4,909.37	457.80	Used	MINI	Commercial	
95	June - 19	Aug - 17	14,635.27	13,965.30	0.00	13,965.30	Used	X1 Series	Private	
96	June - 19	July - 17	39,222.08	37,649.27	28,534.94	9,114.33	New	5 Series	Commercial	
97	June - 19	Dec - 17	17,934.72	16,396.36	8,304.13	8,092.23	Used	MINI	Commercial	
98	June - 19	Jan - 17	27,676.63	22,550.40	8,787.20	13,763.20	New	MINI	Commercial	
99	June - 19	Dec - 17	56,192.02	52,728.58	39,444.54	13,284.04	Used	X5 Series	Private	
100	June - 19	Nov - 17	57,673.10	55,593.34	0.00	55,593.34	New	5 Series	Commercial	
101	June - 19	July - 17	38,421.25	34,372.97	30,364.56	4,008.41	Used	Non BMW Group (incl. Motorcycles)	Commercial	
102	July - 19	Sept - 17	18,141.07	16,085.71	9,402.08	6,683.63	Used	1 Series	Commercial	
103	July - 19	Sept - 17	28,046.29	14,978.50	-130.85	15,109.35	Used	X1 Series	Commercial	
104	July - 19	Aug - 16	41,262.74	36,770.44	22,640.30	14,130.14	Used	X5 Series	Commercial	
105	July - 19	Oct - 17	17,726.82	15,521.27	0.00	15,521.27	Used	3 Series	Commercial	
106	July - 19	Sept - 17	17,371.14	16,107.59	11,745.39	4,362.20	Used	3 Series	Commercial	
107	July - 19	Jan - 18	26,157.43	22,707.26	18,951.22	3,756.04	Used	5 Series	Private	
108	July - 19	Aug - 17	10,157.18	9,292.21	6,426.22	2,865.99	Used	1 Series	Private	

Compartment German Auto Loans 8

Monthly Investor Report



Rolls-Royce
Motor Cars Limited

Reporting Date	Oct 10, 2019
Payment Date	Oct 21, 2019
Period No	17
Monthly Period	Sept 30, 2019
Interest Period	From Sept 20, 2019 to Oct 21, 2019 = 31 days

9. Defaulted Amount & Recovery Amount - Loan Level Data*

	Month / Year of Default	Month / Year of Loan Origination	Principal Balance (Initial in EUR)	Principal Balance of Loan at Default (in EUR)	Recovery Total (in EUR)	Principal Balance End of Period (in EUR)	Object Type (new / used)	Vehicle Series	Customer Type (private / commercial)	Out of Deal (Month / Year)
109	July - 19	Nov - 17	49,777.55	16,139.10	-181.83	16,320.93	New	5 Series	Commercial	
110	July - 19	July - 17	16,636.47	14,007.69	0.00	14,007.69	Used	3 Series	Commercial	
111	July - 19	Apr - 16	16,132.97	13,901.40	5,903.72	7,997.68	New	Non BMW Group (incl. Motorcycles)	Commercial	
112	July - 19	Oct - 17	11,476.04	10,875.63	0.00	10,875.63	Used	X1 Series	Private	
113	July - 19	Dec - 15	16,008.18	13,889.02	13,889.02	0.00	Used	3 Series	Private	
114	Aug - 19	Jan - 18	70,481.97	62,910.68	27,074.39	35,836.29	New	5 Series	Commercial	
115	Aug - 19	July - 17	27,795.68	25,762.87	22,023.42	3,739.45	Used	7 Series	Commercial	
116	Aug - 19	Dec - 17	25,096.59	21,622.40	21,622.40	0.00	Used	5 Series	Private	
117	Aug - 19	Aug - 17	18,517.50	15,154.84	8,186.99	6,967.85	Used	X1 Series	Commercial	
118	Sept - 19	Nov - 17	26,480.07	510.37	0.00	510.37	Used	X5 Series	Commercial	
119	Sept - 19	Oct - 17	24,217.27	20,398.65	0.00	20,398.65	Used	MINI	Commercial	
120	Sept - 19	Aug - 16	12,740.64	9,081.85	5,851.22	3,230.63	Used	1 Series	Private	
121	Sept - 19	Nov - 17	33,338.43	28,001.82	0.00	28,001.82	Used	X3 Series	Commercial	
122	Sept - 19	Sept - 17	28,824.34	27,911.68	0.00	27,965.77	New	3 Series	Private	
123	Sept - 19	Nov - 17	57,349.49	49,582.01	22,136.09	27,445.92	New	3 Series	Commercial	
124	Sept - 19	June - 14	11,513.62	9,075.89	3,879.22	5,196.67	Used	Non BMW Group (incl. Motorcycles)	Private	
125	Sept - 19	Feb - 17	25,646.28	22,401.68	18,379.22	4,022.46	Used	1 Series	Private	
126	Sept - 19	Nov - 17	36,424.47	29,980.51	14,920.90	15,059.61	Used	5 Series	Commercial	
127	Sept - 19	Sept - 17	32,849.97	8,770.74	0.00	8,770.74	Used	X6 Series	Commercial	
128	Sept - 19	Aug - 17	47,395.16	44,868.15	0.00	44,868.15	New	5 Series	Commercial	
129	Sept - 19	Oct - 17	22,186.58	19,077.88	11,631.89	7,445.99	Used	X6 Series	Commercial	
130	Sept - 19	Nov - 16	69,663.20	50,738.53	0.00	50,738.53	New	3 Series	Commercial	
131	Sept - 19	Dec - 16	34,065.28	31,152.42	0.00	31,152.42	Used	7 Series	Commercial	
132	Sept - 19	July - 16	20,393.60	18,245.89	9,468.72	8,777.17	New	1 Series	Private	
133	Sept - 19	Nov - 17	40,189.89	36,471.59	0.00	36,471.59	New	5 Series	Commercial	
134	Sept - 19	Sept - 17	3,603.50	2,779.50	0.00	2,779.50	Used	Non BMW Group (incl. Motorcycles)	Private	
135	Sept - 19	Oct - 17	15,205.31	8,437.11	0.00	8,437.11	Used	1 Series	Commercial	
136	Sept - 19	Feb - 16	14,716.06	13,433.88	0.00	13,433.88	Used	5 Series	Private	
137	Sept - 19	Oct - 16	23,795.48	20,305.39	6,370.29	13,935.10	New	Non BMW Group (incl. Motorcycles)	Commercial	
138	Sept - 19	Feb - 17	81,021.81	76,248.95	40,565.10	35,683.85	New	7 Series	Commercial	
139	Aug - 18	Mar - 16	9,547.20	242.61	73.48	169.13	New	MINI	Commercial	Aug - 18
140	Aug - 18	Feb - 17	19,379.16	19,379.16	14,599.98	4,779.18	Used	7 Series	Commercial	Nov - 18
141	Sept - 18	Jan - 17	11,000.31	10,756.77	6,587.61	4,169.16	Used	1 Series	Commercial	Nov - 18
142	Sept - 18	Aug - 17	25,583.07	25,011.15	16,662.47	8,348.68	Used	3 Series	Private	Dec - 18
143	Sept - 18	Sept - 15	37,319.57	36,068.06	24,565.15	11,502.91	New	5 Series	Commercial	Dec - 18
144	Dec - 18	Aug - 17	10,130.03	10,130.03	1,849.57	8,280.46	Used	1 Series	Private	Dec - 18

Compartment German Auto Loans 8
Monthly Investor Report



Rolls-Royce
Motor Cars Limited

Reporting Date	Oct 10, 2019			
Payment Date	Oct 21, 2019			
Period No	17			
Monthly Period	Sept 30, 2019			
Interest Period	From	Sept 20, 2019	to	Oct 21, 2019 = 31 days

9. Defaulted Amount & Recovery Amount - Loan Level Data*

	Month / Year of Default	Month / Year of Loan Origination	Principal Balance (Initial in EUR)	Principal Balance of Loan at Default (in EUR)	Recovery Total (in EUR)	Principal Balance End of Period (in EUR)	Object Type (new / used)	Vehicle Series	Customer Type (private / commercial)	Out of Deal (Month / Year)
145	Oct - 18	Jan - 18	47,972.42	47,297.54	33,990.04	13,307.50	Used	X5 Series	Commercial	Jan - 19
146	Oct - 18	Sept - 17	29,677.86	28,607.90	21,611.61	6,996.29	Used	4 Series	Commercial	Jan - 19
147	Nov - 18	June - 17	15,255.77	14,417.33	12,084.54	2,332.79	Used	MINI	Private	Jan - 19
148	Oct - 18	Nov - 17	37,044.29	35,980.45	26,194.35	9,872.79	New	X1 Series	Private	Feb - 19
149	Nov - 18	July - 17	17,214.24	16,995.55	15,071.70	1,923.85	New	Other BMW Group	Commercial	Feb - 19
150	Nov - 18	June - 16	22,128.78	21,157.85	13,619.81	7,538.04	Used	3 Series	Private	Feb - 19
151	Feb - 19	Oct - 14	4,487.09	759.87	285.59	474.28	Used	7 Series	Commercial	Feb - 19
152	Feb - 19	July - 17	15,989.81	441.23	166.22	275.01	Used	Non BMW Group (incl. Motorcycles)	Commercial	Feb - 19
153	Dec - 18	May - 15	11,371.12	11,371.12	10,073.90	1,297.22	Used	5 Series	Private	Mar - 19
154	Dec - 18	May - 15	19,384.52	18,215.53	10,578.48	7,637.05	Used	X5 Series	Private	Mar - 19
155	Mar - 19	Jan - 18	32,975.98	23,706.17	2,869.46	20,836.71	Used	4 Series	Private	Mar - 19
156	Jan - 19	Aug - 17	14,684.59	13,444.95	11,666.02	1,778.93	Used	X1 Series	Private	Apr - 19
157	Dec - 18	Aug - 17	5,970.55	5,578.72	3,773.31	1,805.41	Used	3 Series	Private	May - 19
158	Jan - 19	Nov - 14	9,394.59	8,693.59	4,473.54	4,220.05	Used	3 Series	Private	May - 19
159	May - 19	Oct - 17	43,224.35	40,998.14	4,527.18	36,470.96	New	5 Series	Private	May - 19
160	May - 19	Jan - 18	27,464.55	24,276.13	3,120.15	21,155.98	Used	5 Series	Private	May - 19
161	Nov - 18	Jan - 18	33,678.72	32,221.52	27,708.79	4,512.73	Used	4 Series	Private	June - 19
162	June - 19	July - 17	23,890.24	6,050.49	1,167.40	4,883.09	Used	MINI	Private	June - 19
163	June - 19	May - 17	8,847.85	1,301.42	459.05	842.37	Used	3 Series	Private	June - 19
164	June - 19	Feb - 15	13,420.76	799.01	281.08	517.93	Used	Non BMW Group (incl. Motorcycles)	Private	June - 19
165	Feb - 19	May - 17	12,773.92	11,807.89	7,175.32	4,632.57	Used	1 Series	Commercial	July - 19
166	Feb - 19	Nov - 16	26,682.95	24,718.90	17,537.63	7,181.27	Used	5 Series	Commercial	July - 19
167	Mar - 19	Dec - 17	44,348.61	41,121.43	24,239.71	16,881.72	New	MINI	Commercial	July - 19
168	Mar - 19	July - 17	22,527.85	20,540.14	13,687.86	6,852.28	Used	3 Series	Private	July - 19
169	Mar - 19	Aug - 17	12,558.28	11,718.90	9,797.62	1,921.28	Used	X3 Series	Commercial	July - 19
170	Apr - 19	Sept - 15	4,706.71	4,249.39	3,795.14	454.25	Used	MINI	Commercial	July - 19
171	Apr - 19	May - 16	33,300.76	29,491.17	20,345.55	9,243.19	New	4 Series	Commercial	July - 19
172	Apr - 19	Sept - 17	19,630.44	18,258.02	12,985.79	5,272.23	Used	5 Series	Private	July - 19
173	Apr - 19	July - 17	28,723.27	24,605.69	14,186.46	10,419.23	Used	5 Series	Commercial	July - 19
174	Apr - 19	Sept - 17	11,380.30	10,129.61	7,498.36	2,631.25	Used	3 Series	Private	July - 19
175	Apr - 19	Nov - 17	21,336.00	19,899.08	13,188.93	6,710.15	New	MINI	Commercial	July - 19
176	Apr - 19	July - 17	8,359.09	7,809.76	6,277.99	1,531.77	New	Other BMW Group	Commercial	July - 19
177	Apr - 19	May - 17	11,146.90	10,349.62	8,616.50	1,733.12	New	Other BMW Group	Commercial	July - 19
178	May - 19	Nov - 17	61,027.66	56,231.86	31,124.77	25,107.09	New	X3 Series	Commercial	July - 19
179	Apr - 19	July - 17	29,557.15	27,148.12	18,350.43	8,797.69	New	MINI	Commercial	Aug - 19
180	Apr - 19	Nov - 15	18,194.25	17,985.29	9,922.48	8,062.81	New	3 Series	Private	Aug - 19

Compartment German Auto Loans 8
Monthly Investor Report



Rolls-Royce
Motor Cars Limited

Reporting Date	Oct 10, 2019		
Payment Date	Oct 21, 2019		
Period No	17		
Monthly Period	Sept 30, 2019		
Interest Period	From	Sept 20, 2019	to Oct 21, 2019 = 31 days

9. Defaulted Amount & Recovery Amount - Loan Level Data*

	Month / Year of Default	Month / Year of Loan Origination	Principal Balance (Initial in EUR)	Principal Balance of Loan at Default (in EUR)	Recovery Total (in EUR)	Principal Balance End of Period (in EUR)	Object Type (new / used)	Vehicle Series	Customer Type (private / commercial)	Out of Deal (Month / Year)
181	May - 19	Dec - 15	23,900.60	22,250.04	14,871.81	7,378.23	New	2 Series	Private	Aug - 19
182	May - 19	June - 16	20,181.23	19,470.62	12,448.95	7,021.67	New	1 Series	Private	Aug - 19
183	May - 19	Dec - 17	34,330.54	30,926.59	21,940.66	8,985.93	New	5 Series	Commercial	Aug - 19
184	Aug - 19	Dec - 17	10,940.37	4,796.42	2,929.81	1,866.61	Used	1 Series	Private	Aug - 19
185	Jan - 19	Dec - 17	28,445.57	26,931.69	22,997.63	3,934.06	New	4 Series	Commercial	Sept - 19
186	Feb - 19	Nov - 16	19,338.45	18,678.90	18,073.50	605.40	New	2 Series	Private	Sept - 19
187	June - 19	Oct - 17	33,583.87	30,642.39	21,106.77	9,535.62	New	MINI	Private	Sept - 19
188	June - 19	Oct - 17	10,318.58	8,147.49	6,005.71	2,141.78	Used	1 Series	Commercial	Sept - 19
189	June - 19	Sept - 16	36,878.53	28,828.98	21,198.82	7,630.16	New	5 Series	Commercial	Sept - 19

*Applicable only if loans have defaulted. Does not include defaulted amounts less than 10 EUR.

Compartment German Auto Loans 8
Monthly Investor Report



Rolls-Royce
Motor Cars Limited

Reporting Date	Oct 10, 2019		
Payment Date	Oct 21, 2019		
Period No	17		
Monthly Period	Sept 30, 2019		
Interest Period	From	Sept 20, 2019	to Oct 21, 2019 = 31 days

10. Outstanding Note Balance

1. Note Balance	All Notes	Class A	Class B
Initial Note Information			
ISIN code		XS1808853581	XS1808854399
Currency		EUR	EUR
Legal final maturity		June 2025	June 2025
Rating (Fitch / Moody's / S&P/DBRS)		AAA/N/A/AAA/N/A	N/A/N/A/N/A/N/A
Initial notes aggregate principal outstanding balance in EUR	1,075,300,000.00	1,000,000,000.00	75,300,000.00
Nominal amount per note in EUR		100,000.00	100,000.00
Initial number of notes per class in EUR		10,000	753
Current Note Information			
Notes aggregate principal outstanding balance in EUR - BoP	617,272,590.39	541,972,590.39	75,300,000.00
Available distribution amount in EUR	30,583,454.24		
Redemption per class in EUR		25,037,617.48	0,00
Redemption per note in EUR		2,503.76	0.00
Notes aggregate principal outstanding balance in EUR - EoP	592,234,972.91	516,934,972.91	75,300,000.00
Current pool factor		0.52	1.00

2. Payments to Investor per Note	Class A	Class B
Interest Type	Floating Rate	Fixed Rate
Reference Rate	1M_EURIBOR	NONE
Actual Interest Rate	-0.438%	NONE
Spread	0.400%	NONE
Coupon	0.000%*	1.000%
Day count fraction	Actual/360	Actual/360
Interest days	31 days	31 days
Principal outstanding per note in EUR - BoP	54,197.26	100,000.00
Principal repayment per note in EUR	2,503.76	0.00
Principal outstanding per note in EUR - EoP	51,693.50	100,000.00
Interest payment per Note in EUR	0.00	86.11

* rate is floored at 0.000%, the theoretical negative interest rate is -0.038%.

Compartment German Auto Loans 8
Monthly Investor Report



Rolls-Royce
 Motor Cars Limited

Reporting Date	Oct 10, 2019			
Payment Date	Oct 21, 2019			
Period No	17			
Monthly Period	Sept 30, 2019			
Interest Period	From	Sept 20, 2019	to	Oct 21, 2019 = 31 days

10. Outstanding Note Balance

3. Credit Enhancement	Initial Period (in EUR)	Initial CE (in %)	Current Period (in EUR)	Current CE (in %)
Class A	1,000,000,000.00	7.50	516,934,972.91	18.24
Class B	75,300,000.00	0.50	75,300,000.00	6.21
Cash Reserve (+ Overcollateralisation)	5,379,910.71	0.00	38,841,255.29	0.00

"In its capacity as originator and lender, BMW Bank GmbH complies with the retention requirement of a material net economic interest in accordance with Art. 405 CRR. A minimum of 5.0% of the net economic interest will be retained throughout the life of the transaction in form of retention of the Class B Notes and the Subordinated Loan."

4. Clean-Up Call Option

If the aggregate outstanding principal balance has been reduced to less than 10% of the aggregate outstanding principal balance at the Issue Date, the seller will have the option under the receivables purchase Agreement to acquire all outstanding purchased receivables.

Aggregate outstanding principal balance at end of period (in EUR)	625,696,228.20
Clean-Up option exercisable	No

Compartment German Auto Loans 8
Monthly Investor Report



Rolls-Royce
Motor Cars Limited

Reporting Date	Oct 10, 2019			
Payment Date	Oct 21, 2019			
Period No	17			
Monthly Period	Sept 30, 2019			
Interest Period	From	Sept 20, 2019	to	Oct 21, 2019 = 31 days

11. Original Principal Balance

Initial Portfolio as of origination of contract

Group (in EUR) (by Original Principal Balance)	Original principal balance (in EUR)	Original Principal Balance (in % of total)	Number of Contracts	Number of Contracts (in % of total)
0.00 - 5,000.00	6,602,430.10	0.54	1,758	3.14
5.000,01 - 10.000,00	53,342,875.63	4.40	6,758	12.05
10.000,01 - 15.000,00	133,921,010.22	11.03	10,565	18.84
15.000,01 - 20.000,00	189,310,910.30	15.60	10,808	19.28
20.000,01 - 25.000,00	198,030,105.32	16.32	8,823	15.74
25.000,01 - 30.000,00	178,429,764.68	14.70	6,502	11.60
30.000,01 - 35.000,00	132,759,753.18	10.94	4,103	7.32
35.000,01 - 40.000,00	91,674,885.59	7.55	2,450	4.37
40.000,01 - 45.000,00	59,215,184.71	4.88	1,400	2.50
45.000,01 - 50.000,00	43,978,430.11	3.62	927	1.65
50.000,01 - 55.000,00	32,354,806.99	2.67	618	1.10
55.000,01 - 60.000,00	25,497,518.92	2.10	444	0.79
> 60.000,00	68,538,800.68	5.65	915	1.63
Total	1,213,656,476.43	100.00	56,071	100.00

Average:	21,644.99
Min:	630.00
Max:	234,985.33

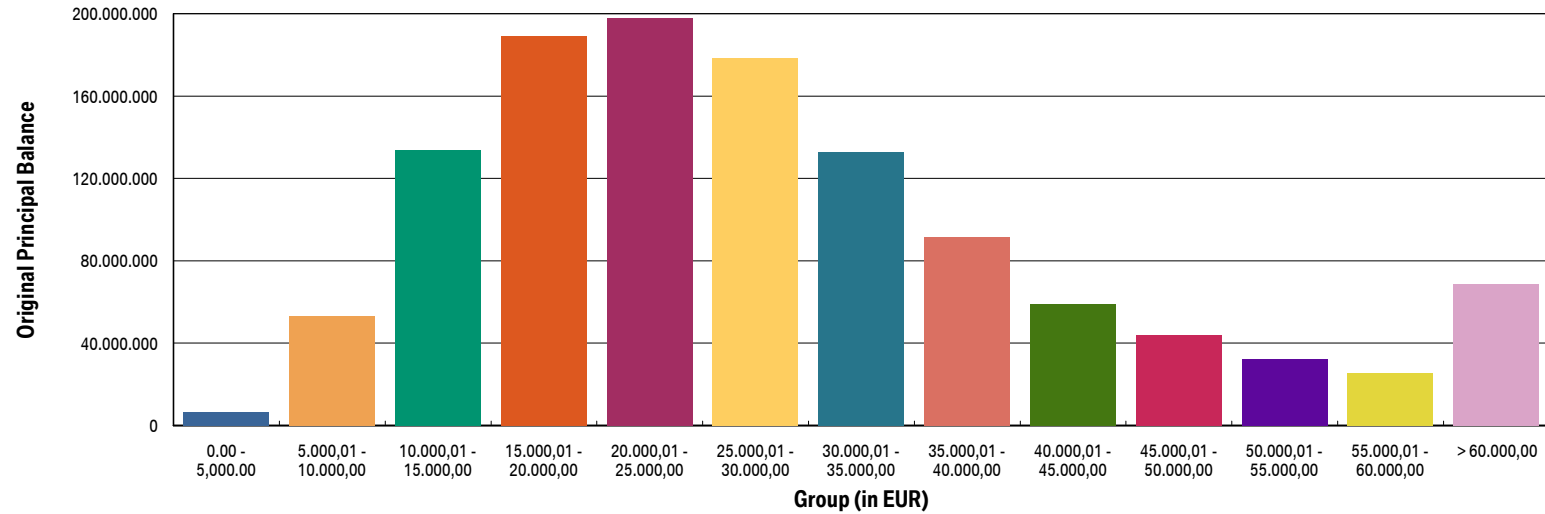
Compartment German Auto Loans 8
Monthly Investor Report



Rolls-Royce
 Motor Cars Limited

Reporting Date	Oct 10, 2019				
Payment Date	Oct 21, 2019				
Period No	17				
Monthly Period	Sept 30, 2019				
Interest Period	From	Sept 20, 2019	to	Oct 21, 2019	= 31 days

11a. Original Principal Balance (graph)



Compartment German Auto Loans 8
Monthly Investor Report



Rolls-Royce
Motor Cars Limited

Reporting Date	Oct 10, 2019			
Payment Date	Oct 21, 2019			
Period No	17			
Monthly Period	Sept 30, 2019			
Interest Period	From	Sept 20, 2019	to	Oct 21, 2019 = 31 days

12. Aggregate Principal Balance

Initial Portfolio

Group (in EUR)	Aggregate Principal Balance (in EUR)	Aggregate Principal Balance (in % of total)	Number of Contracts	Number of Contracts (in % of total)
0.00 - 5,000.00	11,911,454.23	1.11	3,553	6.34
5.000,01 - 10.000,00	67,979,197.49	6.32	8,808	15.71
10.000,01 - 15.000,00	144,390,179.97	13.43	11,512	20.53
15.000,01 - 20.000,00	184,235,767.64	17.13	10,572	18.85
20.000,01 - 25.000,00	179,689,329.59	16.71	8,035	14.33
25.000,01 - 30.000,00	145,425,557.37	13.52	5,329	9.50
30.000,01 - 35.000,00	102,843,973.13	9.56	3,186	5.68
35.000,01 - 40.000,00	69,581,005.45	6.47	1,864	3.32
40.000,01 - 45.000,00	45,284,645.28	4.21	1,071	1.91
45.000,01 - 50.000,00	33,696,768.07	3.13	711	1.27
50.000,01 - 55.000,00	24,282,918.80	2.26	464	0.83
55.000,01 - 60.000,00	19,141,345.96	1.78	334	0.60
> 60.000,00	46,837,767.73	4.36	632	1.13
Total	1,075,299,910.71	100.00	56,071	100.00

Average:	19,177.47
Min:	89.35
Max:	232,486.98

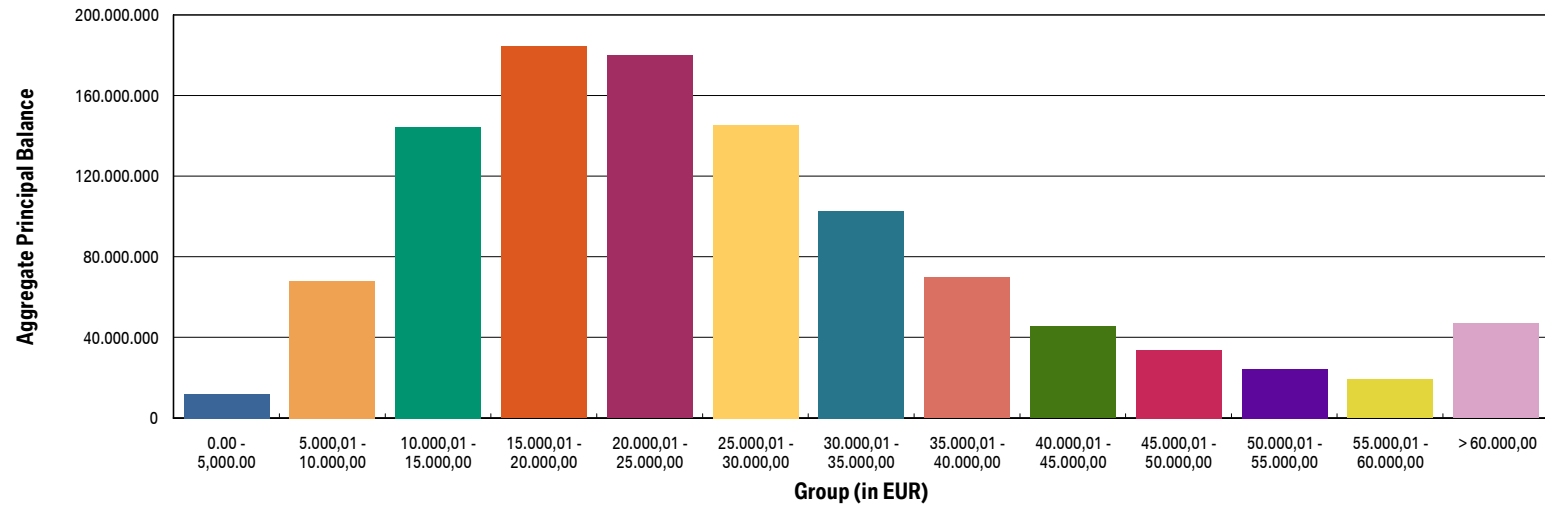
Compartment German Auto Loans 8
Monthly Investor Report



Rolls-Royce
Motor Cars Limited

Reporting Date	Oct 10, 2019				
Payment Date	Oct 21, 2019				
Period No	17				
Monthly Period	Sept 30, 2019				
Interest Period	From	Sept 20, 2019	to	Oct 21, 2019	= 31 days

12a. Aggregate Principal Balance (graph)



Compartment German Auto Loans 8
Monthly Investor Report



Rolls-Royce
Motor Cars Limited

Reporting Date	Oct 10, 2019			
Payment Date	Oct 21, 2019			
Period No	17			
Monthly Period	Sept 30, 2019			
Interest Period	From	Sept 20, 2019	to	Oct 21, 2019 = 31 days

13. Aggregate Outstanding Principal Balance

Portfolio as of: Sept 30, 2019

Group (in EUR)	Aggregate Outstanding Principal Balance (in EUR)	Aggregate Outstanding Principal Balance (in % of total)	Number of Contracts	Number of Contracts (in % of total)
0.00 - 5,000.00	12,098,123.74	1.93	7,165	17.18
5,000,01 - 10,000,00	59,735,960.48	9.55	7,834	18.78
10,000,01 - 15,000,00	108,295,218.22	17.31	8,699	20.85
15,000,01 - 20,000,00	120,966,714.92	19.33	6,961	16.69
20,000,01 - 25,000,00	105,376,429.55	16.84	4,730	11.34
25,000,01 - 30,000,00	75,266,875.10	12.03	2,766	6.63
30,000,01 - 35,000,00	46,436,297.00	7.42	1,438	3.45
35,000,01 - 40,000,00	29,123,350.52	4.65	780	1.87
40,000,01 - 45,000,00	20,700,501.60	3.31	490	1.17
45,000,01 - 50,000,00	15,654,207.56	2.50	331	0.79
50,000,01 - 55,000,00	9,693,753.18	1.55	186	0.45
55,000,01 - 60,000,00	6,590,660.66	1.05	115	0.28
> 60,000,00	15,758,135.67	2.52	217	0.52
Total	625,696,228.20	100.00	41,712	100.00

WA:	15,000.39
Min:	0.00
Max:	221,589.43

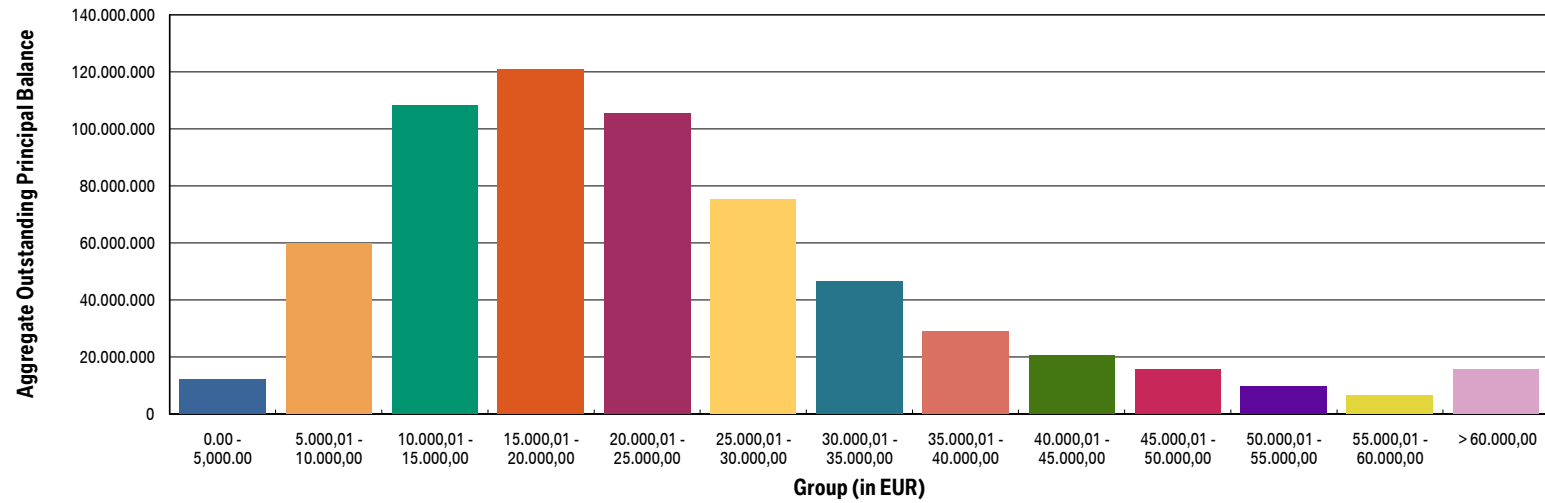
Compartment German Auto Loans 8
Monthly Investor Report



Rolls-Royce
 Motor Cars Limited

Reporting Date	Oct 10, 2019				
Payment Date	Oct 21, 2019				
Period No	17				
Monthly Period	Sept 30, 2019				
Interest Period	From	Sept 20, 2019	to	Oct 21, 2019	= 31 days

13a. Aggregate Outstanding Principal Balance (graph)



Compartment German Auto Loans 8
Monthly Investor Report



Rolls-Royce
Motor Cars Limited

Reporting Date	Oct 10, 2019				
Payment Date	Oct 21, 2019				
Period No	17				
Monthly Period	Sept 30, 2019				
Interest Period	From	Sept 20, 2019	to	Oct 21, 2019	= 31 days

14. Down Payments

Portfolio as of: Sept 30, 2019

Down Payment	Aggregate Outstanding Principal Balance (in EUR)	Aggregate Outstanding Principal Balance (in % of total)	Number of Contracts	Number of Contracts (in % of total)	Down Payment/ Purchase Price (in %)
No Down Payment	157,607,571.70	25.19	11,261	27.00	0.00
<=1000	12,520,443.14	2.00	1,002	2.40	4.23
1.000,01 - 2.000,00	30,326,650.47	4.85	2,294	5.50	8.25
2.000,01 - 3.000,00	39,765,785.52	6.36	2,962	7.10	12.20
3.000,01 - 4.000,00	37,654,368.79	6.02	2,822	6.77	15.77
4.000,01 - 5.000,00	60,544,622.95	9.68	4,093	9.81	17.96
5.000,01 - 6.000,00	34,451,679.28	5.51	2,285	5.48	20.27
6.000,01 - 7.000,00	30,901,423.79	4.94	2,033	4.87	22.06
7.000,01 - 8.000,00	31,888,826.72	5.10	1,948	4.67	23.45
8.000,01 - 9.000,00	17,238,396.77	2.76	1,043	2.50	25.03
9.000,01 - 10.000,00	49,250,306.01	7.87	2,921	7.00	27.01
10.000,01 - 11.000,00	11,766,722.80	1.88	660	1.58	26.67
11.000,01 - 12.000,00	15,107,271.68	2.41	864	2.07	29.12
12.000,01 - 13.000,00	11,106,939.48	1.78	610	1.46	30.10
13.000,01 - 14.000,00	9,005,632.66	1.44	527	1.26	31.31
14.000,01 - 15.000,00	20,654,308.67	3.30	1,205	2.89	34.00
> 15.000,00	55,905,277.77	8.93	3,182	7.63	40.18
Total	625,696,228.20	100.00	41,712	100.00	17.07

Minimum Down Payment:	29.26
Maximum Down Payment:	93,267.06
Average Down Payment:	5,877.39
Average Down Payment (customers that made a Down Payment):	8,050.88

Compartment German Auto Loans 8
Monthly Investor Report



Rolls-Royce
Motor Cars Limited

Reporting Date	Oct 10, 2019			
Payment Date	Oct 21, 2019			
Period No	17			
Monthly Period	Sept 30, 2019			
Interest Period	From	Sept 20, 2019	to	Oct 21, 2019 = 31 days

15. Borrower Concentration

Portfolio as of: Sept 30, 2019

Borrower (Top 20)	Aggregate Outstanding Principal Balance (in EUR)	Aggregate Outstanding Principal Balance (in % of total)	Number of Contracts	Number of Contracts (in % of total)
1	339,584.18	0.05	16	0.04
2	326,662.25	0.05	18	0.04
3	237,572.52	0.04	10	0.02
4	221,589.43	0.04	1	0.00
5	187,991.73	0.03	11	0.03
6	178,749.61	0.03	2	0.00
7	162,251.68	0.03	5	0.01
8	160,909.19	0.03	7	0.02
9	148,821.28	0.02	16	0.04
10	144,589.44	0.02	1	0.00
11	144,447.31	0.02	1	0.00
12	137,925.88	0.02	7	0.02
13	133,825.21	0.02	8	0.02
14	130,933.73	0.02	3	0.01
15	122,054.30	0.02	2	0.00
16	118,519.21	0.02	1	0.00
17	114,705.83	0.02	1	0.00
18	112,705.66	0.02	7	0.02
19	109,743.41	0.02	2	0.00
20	107,286.69	0.02	2	0.00
Total	3,340,868.54	0.53	121	0.29
Total Portfolio Balance	625,696,228.20			

Compartment German Auto Loans 8
Monthly Investor Report



Rolls-Royce
 Motor Cars Limited

Reporting Date	Oct 10, 2019			
Payment Date	Oct 21, 2019			
Period No	17			
Monthly Period	Sept 30, 2019			
Interest Period	From	Sept 20, 2019	to	Oct 21, 2019 = 31 days

16. Geographical Distribution

Initial Portfolio

Post code area	Aggregate Principal Balance (in EUR)	Aggregate Principal Balance (in % of total)	Number of Contracts	Number of contracts (in % of total)
post code area 0	59,388,875.81	5.52	3,031	5.41
post code area 1	68,063,748.40	6.33	3,264	5.82
post code area 2	95,520,039.60	8.88	4,972	8.87
post code area 3	98,034,964.07	9.12	5,256	9.37
post code area 4	128,909,449.36	11.99	6,764	12.06
post code area 5	122,157,113.60	11.36	6,477	11.55
post code area 6	136,415,503.83	12.69	7,223	12.88
post code area 7	129,944,746.50	12.08	6,948	12.39
post code area 8	139,594,765.87	12.98	7,090	12.64
post code area 9	97,270,703.67	9.05	5,046	9.00
Total	1,075,299,910.71	100.00	56,071	100.00

Compartment German Auto Loans 8
Monthly Investor Report



Rolls-Royce
 Motor Cars Limited

Reporting Date	Oct 10, 2019			
Payment Date	Oct 21, 2019			
Period No	17			
Monthly Period	Sept 30, 2019			
Interest Period	From	Sept 20, 2019	to	Oct 21, 2019 = 31 days

16. Geographical Distribution

Portfolio as of: Sept 30, 2019

Post code area	Aggregate Outstanding Principal Balance (in EUR)	Aggregate Outstanding Principal Balance (in % of total)	Number of Contracts	Number of Contracts (in % of total)
post code area 0	35,935,759.86	5.74	2,354	5.64
post code area 1	41,840,920.29	6.69	2,535	6.08
post code area 2	56,333,019.08	9.00	3,712	8.90
post code area 3	57,574,417.79	9.20	3,967	9.51
post code area 4	72,198,427.16	11.54	4,924	11.80
post code area 5	71,096,994.36	11.36	4,776	11.45
post code area 6	80,193,826.71	12.82	5,413	12.98
post code area 7	74,373,150.71	11.89	5,069	12.15
post code area 8	79,254,805.05	12.67	5,164	12.38
post code area 9	56,490,535.40	9.03	3,766	9.03
post code area Others	404,371.79	0.06	32	0.08
Total	625,696,228.20	100.00	41,712	100.00

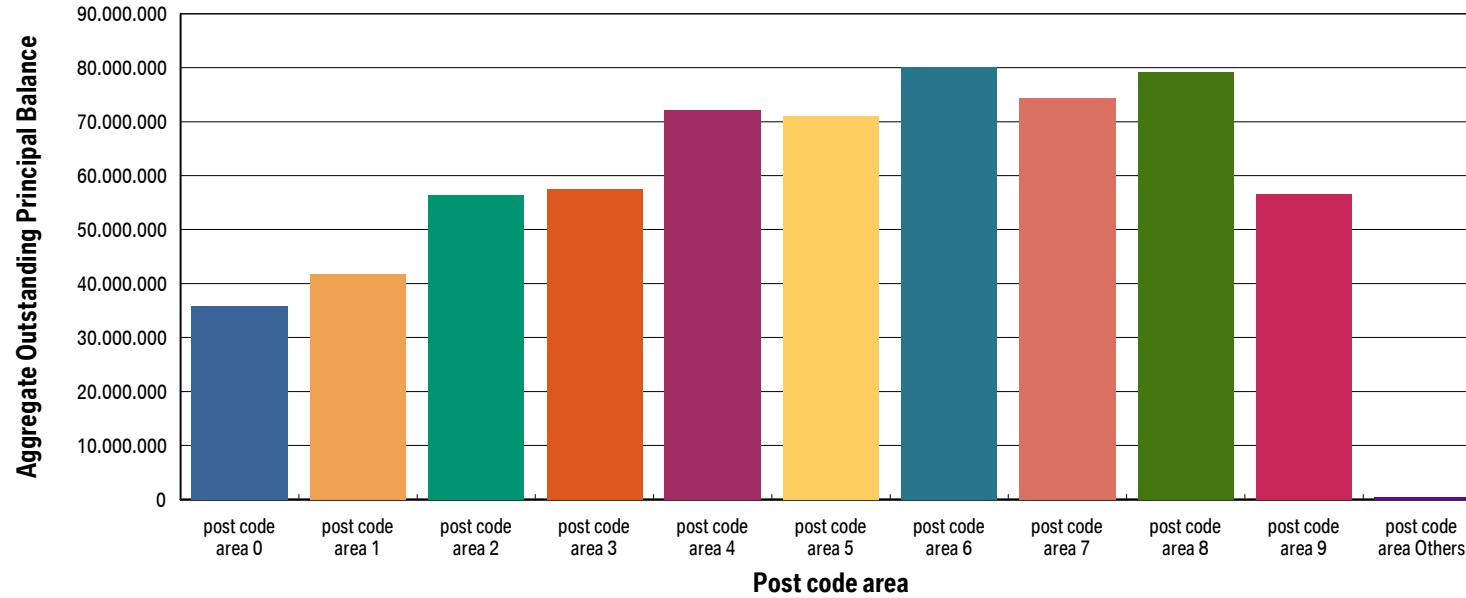
Compartment German Auto Loans 8
Monthly Investor Report



Rolls-Royce
 Motor Cars Limited

Reporting Date	Oct 10, 2019			
Payment Date	Oct 21, 2019			
Period No	17			
Monthly Period	Sept 30, 2019			
Interest Period	From	Sept 20, 2019	to	Oct 21, 2019 = 31 days

16a. Geographical Distribution (graph)



Compartment German Auto Loans 8
Monthly Investor Report



Rolls-Royce
Motor Cars Limited

Reporting Date	Oct 10, 2019			
Payment Date	Oct 21, 2019			
Period No	17			
Monthly Period	Sept 30, 2019			
Interest Period	From	Sept 20, 2019	to	Oct 21, 2019 = 31 days

17. Car Type & Customer Group

Initial Portfolio

Car Type	Aggregate Principal Balance (in EUR)	Aggregate Principal Balance (in % of total)	Number of Contracts	Number of Contracts (in % of total)
New	511,495,773.89	47.57	20,632	36.80
Used	563,804,136.82	52.43	35,439	63.20
Total	1,075,299,910.71	100.00	56,071	100.00

Customer Group	Aggregate Principal Balance (in EUR)	Aggregate Principal Balance (in % of total)	Number of Contracts	Number of Contracts (in % of total)
Commercial	285,100,325.98	26.51	11,022	19.66
Private Individual	790,199,584.73	73.49	45,049	80.34
Total	1,075,299,910.71	100.00	56,071	100.00

Compartment German Auto Loans 8
Monthly Investor Report



Rolls-Royce
 Motor Cars Limited

Reporting Date	Oct 10, 2019			
Payment Date	Oct 21, 2019			
Period No	17			
Monthly Period	Sept 30, 2019			
Interest Period	From	Sept 20, 2019	to	Oct 21, 2019 = 31 days

17. Car Type & Customer Group

Portfolio as of: Sept 30, 2019

Car Type	Aggregate Outstanding Principal Balance (in EUR)	Aggregate Outstanding Principal Balance (in % of total)	Number of Contracts	Number of Contracts (in % of total)
New	315,899,700.67	50.49	15,797	37.87
Used	309,796,527.53	49.51	25,915	62.13
Total	625,696,228.20	100.00	41,712	100.00

Customer Group	Aggregate Outstanding Principal Balance (in EUR)	Aggregate Outstanding Principal Balance (in % of total)	Number of Contracts	Number of Contracts (in % of total)
Commercial	161,695,125.82	25.84	7,985	19.14
Private Individual	464,001,102.38	74.16	33,727	80.86
Total	625,696,228.20	100.00	41,712	100.00

Compartment German Auto Loans 8
Monthly Investor Report



Rolls-Royce
Motor Cars Limited

Reporting Date	Oct 10, 2019			
Payment Date	Oct 21, 2019			
Period No	17			
Monthly Period	Sept 30, 2019			
Interest Period	From	Sept 20, 2019	to	Oct 21, 2019 = 31 days

18. Delinquencies

Initial Portfolio

Days past due	Aggregate Principal Balance (in EUR)	Aggregate Principal Balance (in % of total)	Number of Contracts	Number of Contracts (in % of total)
1 - 30	0.00	0.00	0	0.00
31 - 60	0.00	0.00	0	0.00
61 - 90	0.00	0.00	0	0.00
91 - 120	0.00	0.00	0	0.00
> 120	0.00	0.00	0	0.00
Total	0.00	0.00	0	0.00

Portfolio as of: Sept 30, 2019

Days past due	Aggregate Outstanding Principal Balance (in EUR)	Aggregate Outstanding Principal Balance (in % of total)	Number of Contracts	Number of Contracts (in % of total)
1 - 30	6,182,134.03	0.99	326	0.78
31 - 60	1,365,831.71	0.22	71	0.17
61 - 90	723,406.80	0.12	40	0.10
91 - 120	125,505.19	0.02	8	0.02
> 120	522,623.73	0.08	27	0.06
Total	8,919,501.46	1.43	472	1.13

Compartment German Auto Loans 8
Monthly Investor Report



Rolls-Royce
Motor Cars Limited

Reporting Date	Oct 10, 2019				
Payment Date	Oct 21, 2019				
Period No	17				
Monthly Period	Sept 30, 2019				
Interest Period	From	Sept 20, 2019	to	Oct 21, 2019	= 31 days

18a. Delinquencies Analysis

Monthly Period	Performing (in EUR)	31-60 days past due (in EUR)	61-90 days past due (in EUR)	91-120 days past due (in EUR)	>120 days past due (in EUR)
May - 18	1,052,856,026.67	0.00	0.00	0.00	0.00
June - 18	1,025,920,741.08	233,336.96	0.00	0.00	0.00
July - 18	996,483,247.28	481,935.51	31,765.70	0.00	0.00
Aug - 18	966,977,692.08	533,675.23	110,616.76	31,765.70	0.00
Sept - 18	940,700,267.02	1,200,220.42	234,647.64	87,002.36	20,394.58
Oct - 18	912,899,854.06	543,706.97	432,611.31	177,974.36	83,768.01
Nov - 18	885,102,126.56	1,030,841.39	143,861.32	298,949.46	196,304.73
Dec - 18	859,006,011.25	1,132,465.64	387,227.93	143,806.82	311,578.70
Jan - 19	831,440,112.06	802,553.45	520,268.13	277,977.96	279,620.86
Feb - 19	805,436,050.61	953,939.39	337,962.17	429,690.95	317,236.05
Mar - 19	777,512,528.36	1,414,940.60	466,607.47	107,293.91	648,764.98
Apr - 19	750,042,508.62	1,344,947.00	464,953.76	288,803.53	605,195.72
May - 19	723,580,107.76	1,203,515.65	491,288.91	404,880.31	555,124.42
June - 19	699,170,880.02	1,220,494.59	344,122.62	288,224.31	435,128.09
July - 19	671,918,788.11	1,050,200.27	519,348.27	215,474.42	445,405.41
Aug - 19	646,700,075.48	1,450,252.44	423,782.09	327,347.68	677,623.38
Sept - 19	622,958,860.77	1,365,831.71	723,406.80	125,505.19	522,623.73

Compartment German Auto Loans 8
Monthly Investor Report



Rolls-Royce
 Motor Cars Limited

Reporting Date	Oct 10, 2019			
Payment Date	Oct 21, 2019			
Period No	17			
Monthly Period	Sept 30, 2019			
Interest Period	From	Sept 20, 2019	to	Oct 21, 2019 = 31 days

19. Seasoning

Initial Portfolio

Group (in months)	Aggregate Principal Balance (in EUR)	Aggregate Principal Balance (in % of total)	Number of Contracts	Number of Contracts (in % of total)
<= 6	492,607,422.31	45.81	23,758	42.37
> 6 - <= 12	391,635,229.03	36.42	20,512	36.58
> 12 - <= 24	130,251,179.08	12.11	7,514	13.40
> 24 - <= 36	49,977,501.72	4.65	3,393	6.05
> 36 - <= 42	5,051,935.82	0.47	397	0.71
> 42 - <= 48	3,810,087.86	0.35	322	0.57
> 48 - <= 53	1,210,666.78	0.11	105	0.19
> 53	755,888.11	0.07	70	0.12
Total	1,075,299,910.71	100.00	56,071	100.00

WA Seasoning (in months):	9.07
Min (in months):	3.00
Max (in months):	67.00

Compartment German Auto Loans 8
Monthly Investor Report



Rolls-Royce
Motor Cars Limited

Reporting Date	Oct 10, 2019			
Payment Date	Oct 21, 2019			
Period No	17			
Monthly Period	Sept 30, 2019			
Interest Period	From	Sept 20, 2019	to	Oct 21, 2019 = 31 days

19. Seasoning

Portfolio as of: Sept 30, 2019

Group (in months)	Aggregate Outstanding Principal Balance (in EUR)	Aggregate Outstanding Principal Balance (in % of total)	Number of Contracts	Number of Contracts (in % of total)
<= 6	0.00	0.00	0	0.00
> 6 - <= 12	0.00	0.00	0	0.00
> 12 - <= 24	387,767,271.92	61.97	24,302	58.26
> 24 - <= 36	216,718,747.35	34.64	14,997	35.95
> 36 - <= 42	12,210,865.08	1.95	1,341	3.21
> 42 - <= 48	5,765,095.77	0.92	598	1.43
> 48 - <= 53	1,695,826.63	0.27	222	0.53
> 53	1,538,421.45	0.25	252	0.60
Total	625,696,228.20	100.00	41,712	100.00

WA Seasoning (in months):	24.49
Min (in months):	20.00
Max (in months):	83.00

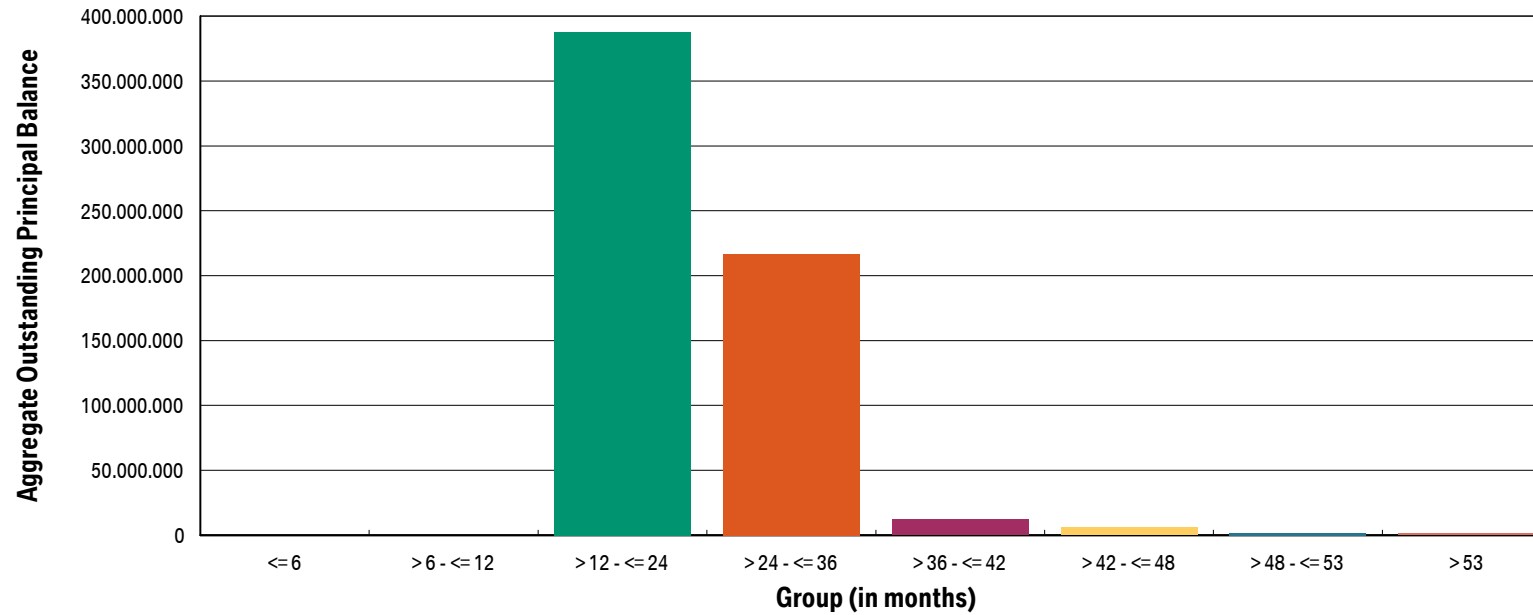
Compartment German Auto Loans 8
Monthly Investor Report



Rolls-Royce
 Motor Cars Limited

Reporting Date	Oct 10, 2019				
Payment Date	Oct 21, 2019				
Period No	17				
Monthly Period	Sept 30, 2019				
Interest Period	From	Sept 20, 2019	to	Oct 21, 2019	= 31 days

19a. Seasoning (graph)



Compartment German Auto Loans 8
Monthly Investor Report



Rolls-Royce
 Motor Cars Limited

Reporting Date	Oct 10, 2019			
Payment Date	Oct 21, 2019			
Period No	17			
Monthly Period	Sept 30, 2019			
Interest Period	From	Sept 20, 2019	to	Oct 21, 2019 = 31 days

20. Remaining Term

Initial Portfolio

Group (in months)	Aggregate Principal Balance (in EUR)	Aggregate Principal Balance (in % of total)	Number of Contracts	Number of Contracts (in % of total)
<= 6	16,053,540.58	1.49	1,460	2.60
> 6 - <= 12	28,451,320.08	2.65	2,297	4.10
> 12 - <= 24	130,153,234.30	12.10	9,416	16.79
> 24 - <= 36	462,331,005.88	43.00	23,661	42.20
> 36 - <= 42	142,815,618.83	13.28	7,056	12.58
> 42 - <= 48	72,965,238.70	6.79	3,327	5.93
> 48 - <= 53	91,317,767.33	8.49	3,738	6.67
> 53	131,212,185.01	12.20	5,116	9.12
Total	1,075,299,910.71	100.00	56,071	100.00

WA Remaining Term (in months):	35.12
Min (in months):	3.00
Max (in months):	60.00

Compartment German Auto Loans 8
Monthly Investor Report



Rolls-Royce
Motor Cars Limited

Reporting Date	Oct 10, 2019			
Payment Date	Oct 21, 2019			
Period No	17			
Monthly Period	Sept 30, 2019			
Interest Period	From	Sept 20, 2019	to	Oct 21, 2019 = 31 days

20. Remaining Term

Portfolio as of: Sept 30, 2019

Group (in months)	Aggregate Outstanding Principal Balance (in EUR)	Aggregate Outstanding Principal Balance (in % of total)	Number of Contracts	Number of Contracts (in % of total)
<= 6	35,979,943.13	5.75	6,850	16.42
> 6 - <= 12	114,358,559.21	18.28	7,908	18.96
> 12 - <= 24	260,456,711.73	41.63	16,142	38.70
> 24 - <= 36	124,964,655.62	19.97	6,639	15.92
> 36 - <= 42	89,884,866.07	14.37	4,168	9.99
> 42 - <= 48	51,492.44	0.01	5	0.01
> 48 - <= 53	0.00	0.00	0	0.00
> 53	0.00	0.00	0	0.00
Total	625,696,228.20	100.00	41,712	100.00

WA Remaining Term (in months):	20.88
Min (in months):	0.00
Max (in months):	43.00

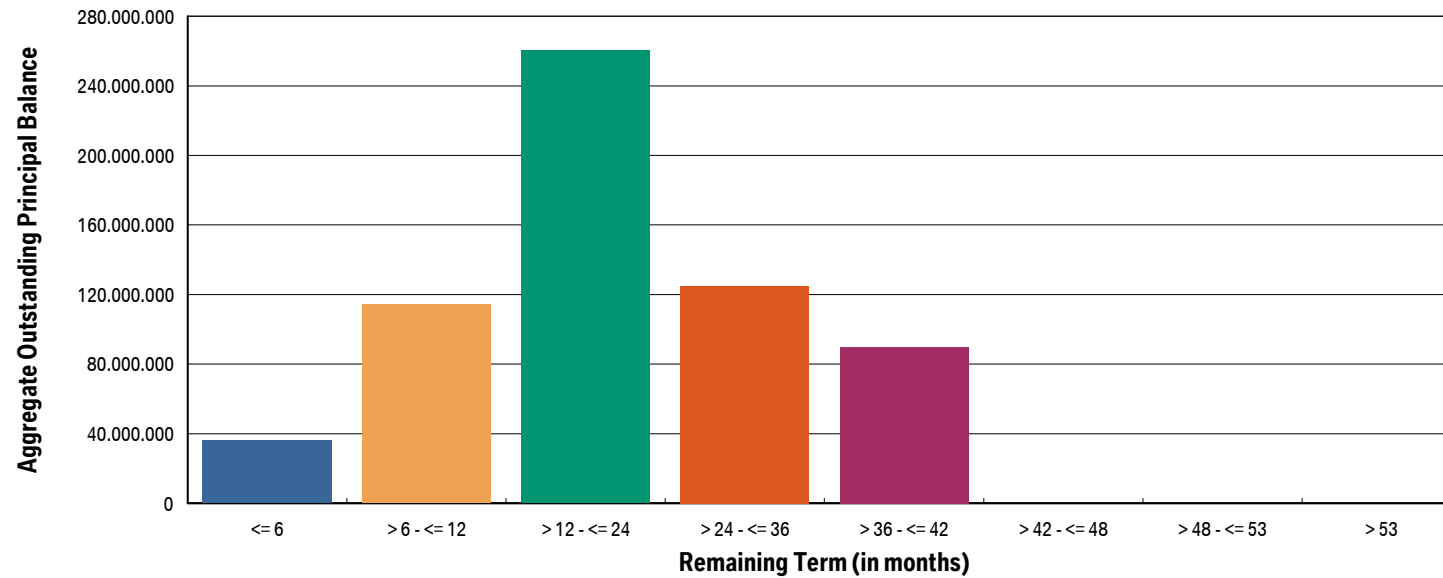
Compartment German Auto Loans 8
Monthly Investor Report



Rolls-Royce
 Motor Cars Limited

Reporting Date	Oct 10, 2019				
Payment Date	Oct 21, 2019				
Period No	17				
Monthly Period	Sept 30, 2019				
Interest Period	From	Sept 20, 2019	to	Oct 21, 2019	= 31 days

20a. Remaining Term (graph)



Compartment German Auto Loans 8
Monthly Investor Report



Rolls-Royce
Motor Cars Limited

Reporting Date	Oct 10, 2019			
Payment Date	Oct 21, 2019			
Period No	17			
Monthly Period	Sept 30, 2019			
Interest Period	From	Sept 20, 2019	to	Oct 21, 2019 = 31 days

21. Original Term

Initial Portfolio

Group (in months)	Aggregate Principal Balance (in EUR)	Aggregate Principal Balance (in % of total)	Number of Contracts	Number of Contracts (in % of total)
<= 6	0.00	0.00	0	0.00
> 6 - <= 12	683,348.34	0.06	275	0.49
> 12 - <= 24	41,759,800.70	3.88	4,346	7.75
> 24 - <= 36	522,385,630.26	48.58	27,540	49.12
> 36 - <= 42	4,537,430.98	0.42	341	0.61
> 42 - <= 48	231,089,301.46	21.49	11,811	21.06
> 48 - <= 53	850,694.44	0.08	50	0.09
> 53	273,993,704.53	25.48	11,708	20.88
Total	1,075,299,910.71	100.00	56,071	100.00

WA Original Term (in months):	44.19
Min (in months):	7.00
Max (in months):	120.00

Compartment German Auto Loans 8
Monthly Investor Report



Rolls-Royce
Motor Cars Limited

Reporting Date	Oct 10, 2019			
Payment Date	Oct 21, 2019			
Period No	17			
Monthly Period	Sept 30, 2019			
Interest Period	From	Sept 20, 2019	to	Oct 21, 2019 = 31 days

21. Original Term

Portfolio as of: Sept 30, 2019

Group (in months)	Aggregate Outstanding Principal Balance (in EUR)	Aggregate Outstanding Principal Balance (in % of total)	Number of Contracts	Number of Contracts (in % of total)
<= 6	0.00	0.00	0	0.00
> 6 - <= 12	20.00	0.00	1	0.00
> 12 - <= 24	7,927,982.25	1.27	2,323	5.57
> 24 - <= 36	292,804,399.10	46.80	20,120	48.24
> 36 - <= 42	2,431,955.44	0.39	258	0.62
> 42 - <= 48	144,479,043.85	23.09	9,525	22.84
> 48 - <= 53	505,775.86	0.08	35	0.08
> 53	177,547,051.70	28.38	9,450	22.66
Total	625,696,228.20	100.00	41,712	100.00

WA Original Term (in months):	45.42
Min (in months):	12.00
Max (in months):	120.00

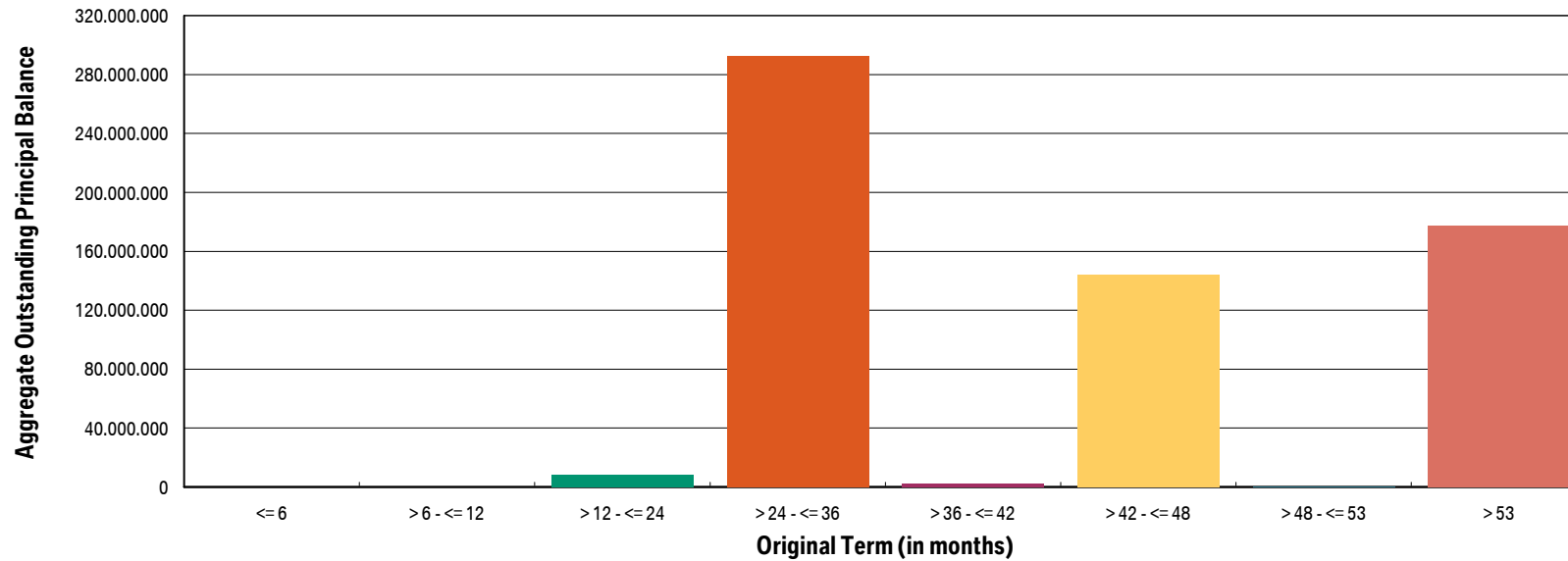
Compartment German Auto Loans 8
Monthly Investor Report



Rolls-Royce
 Motor Cars Limited

Reporting Date	Oct 10, 2019		
Payment Date	Oct 21, 2019		
Period No	17		
Monthly Period	Sept 30, 2019		
Interest Period	From	Sept 20, 2019	to Oct 21, 2019 = 31 days

21a. Original Term (graph)



Compartment German Auto Loans 8
Monthly Investor Report



Rolls-Royce
 Motor Cars Limited

Reporting Date	Oct 10, 2019			
Payment Date	Oct 21, 2019			
Period No	17			
Monthly Period	Sept 30, 2019			
Interest Period	From	Sept 20, 2019	to	Oct 21, 2019 = 31 days

22. Vehicle Class

Initial Portfolio

Group	Aggregate Principal Balance (in EUR)	Aggregate Principal Balance (in % of total)	Number of Contracts	Number of Contracts (in % of total)
BMW 1 Series	129,865,755.35	12.08	9,511	16.96
BMW 2 Series	103,347,732.66	9.61	4,514	8.05
BMW 3 Series	145,598,511.94	13.54	8,561	15.27
BMW 4 Series	69,614,986.52	6.47	2,164	3.86
BMW 5 Series	153,275,207.30	14.25	6,718	11.98
BMW 6 Series	12,574,532.89	1.17	332	0.59
BMW 7 Series	15,588,328.20	1.45	505	0.90
BMW X1 Series	78,758,412.40	7.32	4,211	7.51
BMW X3 Series	67,685,228.04	6.29	2,881	5.14
BMW X4 Series	19,330,655.27	1.80	547	0.98
BMW X5 Series	59,449,059.17	5.53	1,757	3.13
BMW X6 Series	19,564,213.22	1.82	477	0.85
BMW Z Series	6,510,679.28	0.61	382	0.68
BMW i Series	4,017,788.04	0.37	134	0.24
MINI	143,991,857.94	13.39	9,217	16.44
Non BMW Group Models (incl. Motorcycles)	24,654,365.38	2.29	1,725	3.08
Other BMW Group (incl. Motorcycles)	21,472,597.11	2.00	2,435	4.34
Total	1,075,299,910.71	100.00	56,071	100.00

Compartment German Auto Loans 8
Monthly Investor Report



Rolls-Royce
Motor Cars Limited

Reporting Date	Oct 10, 2019			
Payment Date	Oct 21, 2019			
Period No	17			
Monthly Period	Sept 30, 2019			
Interest Period	From	Sept 20, 2019	to	Oct 21, 2019 = 31 days

22. Vehicle Class

Portfolio as of: Sept 30, 2019

Group	Aggregate Outstanding Principal Balance (in EUR)	Aggregate Outstanding Principal Balance (in % of total)	Number of Contracts	Number of Contracts (in % of total)
BMW 1 Series	71,348,662.16	11.40	6,931	16.62
BMW 2 Series	62,716,437.55	10.02	3,472	8.32
BMW 3 Series	81,838,158.82	13.08	6,220	14.91
BMW 4 Series	42,284,256.27	6.76	1,645	3.94
BMW 5 Series	89,350,648.23	14.28	5,042	12.09
BMW 6 Series	6,657,454.28	1.06	229	0.55
BMW 7 Series	8,357,900.52	1.34	349	0.84
BMW X1 Series	48,119,277.11	7.69	3,225	7.73
BMW X3 Series	40,460,890.42	6.47	2,200	5.27
BMW X4 Series	11,674,441.67	1.87	423	1.01
BMW X5 Series	35,885,014.93	5.74	1,318	3.16
BMW X6 Series	10,941,123.43	1.75	336	0.81
BMW Z Series	3,295,124.16	0.53	268	0.64
BMW i Series	2,427,624.21	0.39	108	0.26
MINI	87,806,196.48	14.03	7,127	17.09
Non BMW Group Models (incl. Motorcycles)	12,815,009.47	2.05	1,202	2.88
Other BMW Group (incl. Motorcycles)	9,718,008.49	1.55	1,617	3.88
Total	625,696,228.20	100.00	41,712	100.00

Compartment German Auto Loans 8
Monthly Investor Report



Rolls-Royce
Motor Cars Limited

Reporting Date	Oct 10, 2019			
Payment Date	Oct 21, 2019			
Period No	17			
Monthly Period	Sept 30, 2019			
Interest Period	From	Sept 20, 2019	to	Oct 21, 2019 = 31 days

23. Payment Type

Initial Portfolio:

Group	Aggregate Principal Balance (in EUR)	Aggregate Principal Balance (in % of total)	Number of Contracts	Number of Contracts (in % of total)
Direct debit	1,072,959,034.30	99.78	55,958	99.80
Self payment	2,340,876.41	0.22	113	0.20
Total	1,075,299,910.71	100.00	56,071	100.00

Portfolio as of: Sept 30, 2019

Group	Aggregate Outstanding Principal Balance (in EUR)	Aggregate Outstanding Principal Balance (in % of total)	Number of Contracts	Number of Contracts (in % of total)
Direct debit	620,076,062.48	99.10	41,266	98.93
Self payment	5,620,165.72	0.90	446	1.07
Total	625,696,228.20	100.00	41,712	100.00

Compartment German Auto Loans 8
Monthly Investor Report



Rolls-Royce
 Motor Cars Limited

Reporting Date	Oct 10, 2019			
Payment Date	Oct 21, 2019			
Period No	17			
Monthly Period	Sept 30, 2019			
Interest Period	From	Sept 20, 2019	to	Oct 21, 2019 = 31 days

24. Interest Rates

		Weighted Average Nominal Interest Rate (in %)	
Aggregate Principal Balance (Initial)	1,075,299,910.71		3.20
Aggregate Outstanding Principal Balance	625,696,228.20		3.16

Compartment German Auto Loans 8
Monthly Investor Report



Rolls-Royce
Motor Cars Limited

Reporting Date	Oct 10, 2019			
Payment Date	Oct 21, 2019			
Period No	17			
Monthly Period	Sept 30, 2019			
Interest Period	From	Sept 20, 2019	to	Oct 21, 2019 = 31 days

25. Credit Type

Initial Portfolio

Credit Type	Aggregate Principal Balance (in EUR)	Aggregate Principal Balance (in % of total)	Number of Contracts	Number of Contracts (in % of total)
Balloon	1,065,386,634.83	99.08	54,435	97.08
Equal Instalment Loan	9,913,275.88	0.92	1,636	2.92
Total	1,075,299,910.71	100.00	56,071	100.00

Portfolio as of: Sept 30, 2019

Credit Type	Aggregate Outstanding Principal Balance (in EUR)	Aggregate Outstanding Principal Balance (in % of total)	Number of Contracts	Number of Contracts (in % of total)
Balloon	622,562,070.26	99.50	40,859	97.96
Equal Instalment Loan	3,134,157.94	0.50	853	2.04
Total	625,696,228.20	100.00	41,712	100.00

Compartment German Auto Loans 8
Monthly Investor Report



Rolls-Royce
Motor Cars Limited

Reporting Date	Oct 10, 2019			
Payment Date	Oct 21, 2019			
Period No	17			
Monthly Period	Sept 30, 2019			
Interest Period	From	Sept 20, 2019	to	Oct 21, 2019 = 31 days

26. Contracts Per Customer

Initial Portfolio :

Group	Aggregate Principal Balance (in EUR)	Aggregate Principal Balance (in % of total)	Number of Contracts	Number of Contracts (in % of total)
1	1,021,847,444.53	95.03	53,818	95.98
2 - 4	44,933,659.05	4.18	1,879	3.35
5 - 7	2,469,885.89	0.23	109	0.19
8 - 10	879,227.35	0.08	45	0.08
> 10	5,169,693.89	0.48	220	0.39
Total	1,075,299,910.71	100.00	56,071	100.00

Portfolio as of: Sept 30, 2019

Group	Aggregate Outstanding Principal Balance (in EUR)	Aggregate Outstanding Principal Balance (in % of total)	Number of Contracts	Number of Contracts (in % of total)
1	605,291,495.46	96.74	40,616	97.37
2 - 4	17,957,877.96	2.87	942	2.26
5 - 7	1,138,875.22	0.18	74	0.18
8 - 10	492,911.85	0.08	30	0.07
> 10	815,067.71	0.13	50	0.12
Total	625,696,228.20	100.00	41,712	100.00

Compartment German Auto Loans 8
Monthly Investor Report



Rolls-Royce
Motor Cars Limited

Reporting Date	Oct 10, 2019		
Payment Date	Oct 21, 2019		
Period No	17		
Monthly Period	Sept 30, 2019		
Interest Period	From	Sept 20, 2019	to Oct 21, 2019 = 31 days

27. Amortisation

Initial Portfolio

Period	Principal Balance (in EUR)
	1,075,299,910.71
1	1,061,357,489.07
2	1,047,376,391.98
3	1,028,976,630.62
4	1,011,847,734.98
5	994,587,130.43
6	977,587,209.07
7	960,632,551.19
8	943,395,454.14
9	926,963,774.36
10	910,101,977.23
11	892,419,263.73
12	873,954,514.11
13	855,587,954.26
14	836,259,321.26
15	815,300,347.63
16	796,093,347.75
17	776,144,845.96
18	755,946,281.31
19	735,816,698.97
20	715,114,886.44
21	696,423,052.91
22	680,012,992.58
23	661,963,242.23
24	644,189,851.85
25	627,229,357.25
26	609,753,422.74
27	564,757,889.20
28	525,428,885.48
29	483,696,257.65

Current Portfolio

Period	Principal Balance in EUR	Reduction in EUR
	625,696,228.20	
1	608,266,165.25	17,430,062.95
2	593,331,116.20	14,935,049.05
3	577,715,569.15	15,615,547.05
4	563,502,260.34	14,213,308.81
5	550,970,530.25	12,531,730.09
6	536,589,822.21	14,380,708.04
7	522,554,909.26	14,034,912.95
8	509,302,434.88	13,252,474.38
9	495,269,502.13	14,032,932.75
10	458,952,985.18	36,316,516.95
11	427,068,952.86	31,884,032.32
12	392,476,310.85	34,592,642.01
13	357,352,828.80	35,123,482.05
14	317,865,597.72	39,487,231.08
15	270,569,310.85	47,296,286.87
16	236,505,109.83	34,064,201.02
17	229,758,572.18	6,746,537.65
18	222,406,785.77	7,351,786.41
19	215,079,968.29	7,326,817.48
20	208,063,020.11	7,016,948.18
21	201,348,277.56	6,714,742.55
22	180,665,355.07	20,682,922.49
23	163,542,221.27	17,123,133.80
24	148,396,636.42	15,145,584.85
25	135,280,487.46	13,116,148.96
26	124,402,044.45	10,878,443.01
27	113,142,809.08	11,259,235.37
28	103,028,171.65	10,114,637.43
29	99,950,811.50	3,077,360.15

Compartment German Auto Loans 8
Monthly Investor Report



Rolls-Royce
 Motor Cars Limited

Reporting Date	Oct 10, 2019			
Payment Date	Oct 21, 2019			
Period No	17			
Monthly Period	Sept 30, 2019			
Interest Period	From	Sept 20, 2019	to	Oct 21, 2019 = 31 days

27. Amortisation

Initial Portfolio

Period	Principal Balance (in EUR)
30	440,605,305.95
31	392,140,353.45
32	334,901,312.09
33	293,075,233.85
34	284,499,363.79
35	275,210,944.10
36	266,153,461.44
37	257,195,264.89
38	248,644,221.55
39	223,065,697.54
40	201,939,995.92
41	183,125,587.37
42	167,020,001.82
43	153,550,322.74
44	140,072,333.42
45	127,680,743.83
46	123,787,776.71
47	119,433,902.10
48	115,054,784.43
49	110,871,342.68
50	106,578,147.42
51	90,866,337.94
52	76,260,088.19
53	62,040,002.52
54	46,852,592.27
55	31,749,212.54
56	14,675,475.77
57	16,968.32
58	8,236.30
59	1,913.98

Current Portfolio

Period	Principal Balance in EUR	Reduction in EUR
30	96,509,342.11	3,441,469.39
31	92,943,955.32	3,565,386.79
32	89,680,083.52	3,263,871.80
33	86,289,133.30	3,390,950.22
34	73,776,519.24	12,512,614.06
35	62,174,140.82	11,602,378.42
36	50,714,051.49	11,460,089.33
37	38,352,158.63	12,361,892.86
38	25,887,771.71	12,464,386.92
39	11,997,804.56	13,889,967.15
40	13,176.03	11,984,628.53
41	6,326.27	6,849.76
42	1,326.56	4,999.71
43	0.00	1,326.56
44	0.00	0.00
45	0.00	0.00
46	0.00	0.00
47	0.00	0.00
48	0.00	0.00
49	0.00	0.00
50	0.00	0.00
51	0.00	0.00
52	0.00	0.00
53	0.00	0.00
54	0.00	0.00
55	0.00	0.00
56	0.00	0.00
57	0.00	0.00
58	0.00	0.00
59	0.00	0.00

Compartment German Auto Loans 8
Monthly Investor Report



Rolls-Royce
 Motor Cars Limited

Reporting Date	Oct 10, 2019				
Payment Date	Oct 21, 2019				
Period No	17				
Monthly Period	Sept 30, 2019				
Interest Period	From	Sept 20, 2019	to	Oct 21, 2019	= 31 days

27. Amortisation

Initial Portfolio

Period	Principal Balance (in EUR)
60	0.00

Current Portfolio

Period	Principal Balance in EUR	Reduction in EUR
60	0.00	0.00

Compartment German Auto Loans 8
Monthly Investor Report



Rolls-Royce
 Motor Cars Limited

Reporting Date	Oct 10, 2019			
Payment Date	Oct 21, 2019			
Period No	17			
Monthly Period	Sept 30, 2019			
Interest Period	From	Sept 20, 2019	to	Oct 21, 2019 = 31 days

28. Priority of Payments

Priority of Payments*

Available Distribution Amount	+	30,583,454.24
Taxes	-	0.00
Trustee Payment	-	0.00
Senior Expenses	-	8,589.60
Swap Net Payment	-	92,406.33
Class A Interest	-	0.00
Class B Interest	-	64,840.83
Cash Reserve	-	5,380,000.00
Principal Class A	-	25,037,617.48
Principal Class B	-	0.00
Swap Termination Event	-	0.00
Subordinated Loan Interest	-	0.00
Subordinated Loan Principal	-	0.00
Seller	-	0.00

*all Amounts in EUR

Compartment German Auto Loans 8
Monthly Investor Report



Rolls-Royce
 Motor Cars Limited

Reporting Date	Oct 10, 2019			
Payment Date	Oct 21, 2019			
Period No	17			
Monthly Period	Sept 30, 2019			
Interest Period	From	Sept 20, 2019	to	Oct 21, 2019 = 31 days

29. Transaction Costs

	Class A	Class B	Subordinated Loan	Total
Senior Expenses				8,589.60
Interest accrued for the Period (in EUR)	0.00	64,840.83	3,761.82	68,602.65
Interest payments for the Period (in EUR)	0.00	64,840.83	0.00	64,840.83
Cumulative Interest Payments (in EUR)	292,400.00	1,093,935.81	0.00	1,386,335.81
Unpaid Interest for the Period (in EUR)	0.00	0.00	3,761.82	3,761.82
Cumulative Unpaid Interest (in EUR)	0.00	0.00	68,078.53	68,078.53

Compartment German Auto Loans 8
Monthly Investor Report



Rolls-Royce
Motor Cars Limited

Reporting Date	Oct 10, 2019			
Payment Date	Oct 21, 2019			
Period No	17			
Monthly Period	Sept 30, 2019			
Interest Period	From	Sept 20, 2019	to	Oct 21, 2019 = 31 days

30. Ratings

			Fitch	S&P	Moody's	DBRS
Notes - current ratings						
	Class A		AAA	AAA	N/A	N/A
	Class B		N/A	N/A	N/A	N/A

			Fitch	S&P	Moody's	DBRS	Trigger Breached
Transaction Parties - current ratings							
	BMW AG	long term	N/A	A+	N/A	N/A	no
		short term	N/A	A-1	N/A	N/A	no
Issuer Account Bank:	Bank of New York Mellon, Frankfurt Branch	long term	AA+	AA-	N/A	N/A	no
		short term	F1+	A-1+	N/A	N/A	no
Swap Provider:	Skandinaviska Enskilda Banken AB (publ)	long term	AA+	A+	N/A	N/A	no
		short term	F1+	A-1	N/A	N/A	no
Calculation Agent:	Bank of New York Mellon, London Branch	long term	AA	AA-	N/A	N/A	no
		short term	F1+	A-1+	N/A	N/A	no
Trustee:	BNY Mellon Corporate Trustee Services Limited	long term	AA	AA-	N/A	N/A	no
		short term	F1+	A-1+	N/A	N/A	no

			Fitch	S&P	Moody's	DBRS
Transaction Parties - required ratings						
	BMW AG	long term	A	N/A	N/A	N/A
		short term	F1	N/A	N/A	N/A
Issuer Account Bank:	Bank of New York Mellon, Frankfurt Branch	long term	A	A+	N/A	N/A
		short term	F1	A-1	N/A	N/A
Swap Provider:	Skandinaviska Enskilda Banken AB (publ)	long term	A	A+	N/A	N/A
		short term	F1	A-1	N/A	N/A

Compartment German Auto Loans 8
Monthly Investor Report



Rolls-Royce
 Motor Cars Limited

Reporting Date	Oct 10, 2019			
Payment Date	Oct 21, 2019			
Period No	17			
Monthly Period	Sept 30, 2019			
Interest Period	From	Sept 20, 2019	to	Oct 21, 2019 = 31 days

31. Swap Counterparty Data

Swap Counterparty Data	
Swap counterparty provider	Skandinaviska Enskilda Banken AB (publ)
Swap termination event	No

Swap Data	
Swap type	Fixed floating interest rate swap
Notional amount (in EUR)	541,972,590.39
Fixed rate (in %)	-0.2480
Floating rate (Euribor in %)	-0.4380
Net swap payments (in EUR) (- from SPV / + to SPV)	-92,406.33