



**Bavarian Sky S.A., Compartment German Auto Loans 7**

**Monthly Investor Report - January 2021**

**BMW  
GROUP**



**Rolls-Royce**  
Motor Cars Limited

# Compartment German Auto Loans 7

## Monthly Investor Report

# BMW GROUP



Rolls-Royce  
Motor Cars Limited

Reporting Date	Feb 11, 2021
Payment Date	Feb 22, 2021
Period No	40
Monthly Period	Jan 31, 2021
Interest Period	From Jan 20, 2021 to Feb 22, 2021 = 33 days

### Index

1. Contact Information
2. Reporting Contact Details
3. Counterparty History
4. Overview Dates
5. Portfolio Information
6. Reserves
7. Performance Data
8. Defaulted Amount & Recovery Amount
9. Defaulted Amount & Recovery Amount - Loan Level Data
10. Outstanding Note Balance
11. Original Principal Balance
12. Aggregate Principal Balance
13. Aggregate Outstanding Principal Balance
14. Down Payments
15. Borrower Concentration
16. Geographical Distribution
17. Car Type & Customer Group
18. Delinquencies
19. Seasoning
20. Remaining Term
21. Original Term
22. Vehicle Class
23. Payment Type
24. Interest Rates
25. Credit Type
26. Contracts per Customer
27. Amortisation
28. Priority of Payments
29. Transaction Costs
30. Ratings
31. Swap Counterparty Data

### **IMPORTANT NOTE:**

We hereby notify you that pursuant to Clause 10 (Clean-up Call) of the Receivables Purchase Agreement we as the Seller plan to exercise the Clean-Up Call Option and will acquire all outstanding Purchased Receivables (together with any related Loan Collateral) on the Payment Date falling on March, 22nd 2021.

**Compartment German Auto Loans 7**  
**Monthly Investor Report**

**BMW**  
**GROUP**



Rolls-Royce  
Motor Cars Limited

Reporting Date	Feb 11, 2021
Payment Date	Feb 22, 2021
Period No	40
Monthly Period	Jan 31, 2021
Interest Period	From Jan 20, 2021 to Feb 22, 2021 = 33 days

**1. Contact Information**

**Transaction Parties**

**Issuer:**

**Bavarian Sky S.A.**

Acting in respect of its Compartment German Auto Loans 7  
287-289 route d'Arlon  
L-1150 Luxembourg  
Luxembourg  
Attn.: Valérie Schleimer  
valerie.schleimer@intertrustgroup.com  
+352 26 4491

**Corporate Administrator:**

**Intertrust (Luxembourg) S.à r.l.**

6, Rue Eugène Ruppert  
L-2453 Luxembourg  
Luxembourg  
Attn.: BUO - Capital Markets  
LU-BavarianSky@intertrustgroup.com  
+352 26 44 91

**Originator/Servicer:**

**BMW Bank GmbH**

Lilienthalallee 26  
80939 Munich  
Germany  
Attn.: ABS Servicing Team  
abs.bmwgroup@bmw.de

**Compartment German Auto Loans 7**  
**Monthly Investor Report**

**BMW**  
**GROUP**



Rolls-Royce  
Motor Cars Limited

Reporting Date	Feb 11, 2021
Payment Date	Feb 22, 2021
Period No	40
Monthly Period	Jan 31, 2021
Interest Period	From Jan 20, 2021 to Feb 22, 2021 = 33 days

**1. Contact Information**

**Transaction Parties**

**Calculation Agent/Paying Agent/**

**Bank of New York Mellon, London Branch**

One Canada Square  
E14 5AL London  
United Kingdom  
Attn.: Corporate Trust Administration  
BNYM.Structured.Finance.Team.8@bnymellon.com

**Trustee:**

**BNY Mellon Corporate Trustee Services Limited**

One Canada Square  
E14 5AL London  
United Kingdom  
Attn.: Corporate Trust Administration  
BNYM.Structured.Finance.Team.2@bnymellon.com

**Issuer Account Bank:**

**Bank of New York Mellon, Frankfurt Branch**

Friedrich-Ebert-Anlage 49, Messeturm  
60327 Frankfurt am Main  
Germany  
Attn.: Corporate Trust Administrator  
BNYM.Structured.Finance.Team.8@bnymellon.com

**Compartment German Auto Loans 7**  
**Monthly Investor Report**

**BMW**  
**GROUP**



Rolls-Royce  
Motor Cars Limited

Reporting Date	Feb 11, 2021
Payment Date	Feb 22, 2021
Period No	40
Monthly Period	Jan 31, 2021
Interest Period	From Jan 20, 2021 to Feb 22, 2021 = 33 days

**1. Contact Information**

**Transaction Parties**

**Data Trustee:**

**Bank of New York Mellon, Frankfurt Branch**  
Friedrich-Ebert-Anlage 46, Messeturm  
60327 Frankfurt am Main  
Germany  
Attn.: Corporate Trust Administration  
BNYM.Structured.Finance.Team.8@bnymellon.com

**Swap Counterparty:**

**Skandinaviska Enskilda Banken AB (publ)**  
Kungsträdgårdsgatan 8  
SE-106 40 Stockholm  
Sweden  
docunit@seb.se

**Rating Agencies:**

**Fitch Ratings Ltd**  
30 North Colonnade, Canary Wharf  
E14 5GN London  
United Kingdom  
ABSsurveillance@fitchratings.com

**Moody's Deutschland GmbH**  
An der Welle 5  
60322 Frankfurt am Main  
Germany  
monitor.abs@moodys.com

**Compartment German Auto Loans 7**  
**Monthly Investor Report**

**BMW**  
**GROUP**



Rolls-Royce  
Motor Cars Limited

Reporting Date	Feb 11, 2021
Payment Date	Feb 22, 2021
Period No	40
Monthly Period	Jan 31, 2021
Interest Period	From Jan 20, 2021 to Feb 22, 2021 = 33 days

**2. Reporting Contact Details**

**Contact for Servicer Report (Portfolio related information in Investor Report)**

**Contact for Investor Reporting:**

**BMW Bank GmbH**  
Lilienthalallee 26  
80939 Munich  
Germany  
Attn.: ABS Servicing Team  
abs.bmwgroup@bmw.de

**Calculation Agent:**

**Bank of New York Mellon, London Branch**  
One Canada Square  
E14 5AL London  
United Kingdom  
Attn. Corporate Trust Administration  
BNYM.Structured.Finance.Team.8@bnymellon.com

**Compartment German Auto Loans 7**  
**Monthly Investor Report**

**BMW**  
**GROUP**



Rolls-Royce  
Motor Cars Limited

Reporting Date	Feb 11, 2021
Payment Date	Feb 22, 2021
Period No	40
Monthly Period	Jan 31, 2021
Interest Period	From Jan 20, 2021 to Feb 22, 2021 = 33 days

**3. Counterparty History**

Replacement Party to be added if applicable

**Compartment German Auto Loans 7**  
**Monthly Investor Report**



Rolls-Royce  
 Motor Cars Limited

Reporting Date	Feb 11, 2021			
Payment Date	Feb 22, 2021			
Period No	40			
Monthly Period	Jan 31, 2021			
Interest Period	From	Jan 20, 2021	to	Feb 22, 2021 = 33 days

**4. Overview Dates**

<b>Initial Cut-Off Date:</b>	30/09/2017		
<b>Issue Date:</b>	18/10/2017	<b>Legal Maturity Date:</b>	20/10/2024
<b>Reporting Date</b>	11/02/2021		
<b>Investor Reporting Date</b>	18/02/2021		
<b>Interest Determination Date</b>	18/01/2021		
<b>Reporting Frequency:</b>	monthly		
<b>Monthly Period No. (since Issue Date):</b>	40	<b>(since Issue Date)</b>	
<b>Payment Date:</b>	22/02/2021		
<b>Next Payment Date</b>	22/03/2021		
<b>Monthly Period:</b>	01/01/2021	<b>until</b>	31/01/2021



**Compartment German Auto Loans 7**  
**Monthly Investor Report**

**BMW**  
**GROUP**



Rolls-Royce  
 Motor Cars Limited

Reporting Date	Feb 11, 2021		
Payment Date	Feb 22, 2021		
Period No	40		
Monthly Period	Jan 31, 2021		
Interest Period	From	Jan 20, 2021	to Feb 22, 2021 = 33 days

**5. Portfolio Information**

	current period	prior period
<b>Outstanding receivables in EUR</b>	<b>Aggregate outstanding principal balance</b>	<b>Aggregate outstanding principal balance</b>
<b>Beginning of period in EUR</b>	126,589,076.10	135,151,366.67
Scheduled principal payments in EUR	4,813,429.56	5,046,389.12
Prepayment* principal in EUR	2,240,292.62	3,265,542.84
Prepayments* number of contracts	187	252
Repurchases* principal in EUR	204,939.01	178,259.17
Repurchases* number of contracts	15	14
<b>Total principal collections in EUR</b>	7,258,661.19	8,490,191.13
<b>Total interest collections in EUR</b>	306,495.85	324,628.09
<b>Defaulted Amounts in EUR</b>	180.851,10	144,935.15
<b>Recoveries in EUR</b>	63,642.56	72,835.71
<b>Late Recoveries in EUR</b>	22,346.14	57,522.66
<b>End of Period in EUR</b>	119,213,206.37	126,589,076.10
<b>Current prepayment rate (annualised) in %</b>	19.97	26.29

\* Prepayments are defined as all contracts that are early settled by the borrower and repurchases are defined as all contracts that are repurchased due to modification of contract.

**Compartment German Auto Loans 7**  
**Monthly Investor Report**



Rolls-Royce  
Motor Cars Limited

Reporting Date	Feb 11, 2021			
Payment Date	Feb 22, 2021			
Period No	40			
Monthly Period	Jan 31, 2021			
Interest Period	From	Jan 20, 2021	to	Feb 22, 2021 = 33 days

**6. Reserves**

**Aggregate outstanding notes balance**

Initial outstanding notes balance in EUR 1,075,300,000.00

<b>Cash Reserve</b>	<b>in EUR</b>
Outstanding cash reserve beginning of period	5,380,000.00
Interest on cash reserve - previous period	0.00
Required cash reserve	0.00
Outstanding cash reserve end of period	0.00

<b>Triggers*</b>								
Reserves	Current ratio	Trigger	Required Rating BMW AG				Trigger Breach	
			Fitch	S&P	Moody's	DBRS		
Commingling Reserve			Long Term	A	N/A	A2	N/A	no
			Short Term	F1	N/A	P-1	N/A	no

\* Breach of one of these triggers in conjunction with any other event as set out in the Servicing Agreement and/or the Receivables Purchase Agreement will oblige BMW Bank GmbH to post additional cash collateral. The Reserves will be adjusted on a monthly basis and shall be deposited in the Issuer Account and exclusively reserved to cover risks.

<b>Commingling Reserve</b>	<b>in EUR</b>
Outstanding Commingling Reserve end of period	0.00

**Set-Off Risk (current ratio): 0,01%**

**Compartment German Auto Loans 7**  
**Monthly Investor Report**



Rolls-Royce  
Motor Cars Limited

Reporting Date	Feb 11, 2021		
Payment Date	Feb 22, 2021		
Period No	40		
Monthly Period	Jan 31, 2021		
Interest Period	From	Jan 20, 2021	to Feb 22, 2021 = 33 days

**7. Performance Data**

**Aggregate outstanding notes balance**

Beginning of period (in EUR)	77,783,536.99
End of period (in EUR)	64,896,222.18

**Ratios**

**31- 60 days past due**

	(in EUR)	(in %)
31- 60 days past due period before previous period	480,873.96	0.36
31- 60 days past due previous period	370,889.97	0.29
31- 60 days past due current period	262,698.79	0.22

**61- 90 days past due**

	(in EUR)	(in %)
61- 90 days past due period before previous period	126,206.93	0.09
61- 90 days past due previous period	188,021.24	0.15
61- 90 days past due current period	184,160.01	0.15

**Cumulative net loss ratio**

Cumulative net loss ratio (in %)

**Current ratio**

0.45

**Compartment German Auto Loans 7**  
**Monthly Investor Report**



Rolls-Royce  
 Motor Cars Limited

Reporting Date	Feb 11, 2021		
Payment Date	Feb 22, 2021		
Period No	40		
Monthly Period	Jan 31, 2021		
Interest Period	From	Jan 20, 2021	to Feb 22, 2021 = 33 days

**7. Performance Data**

<b>Performance data</b>	
Number of contracts being 31 - 60 days delinquent	24
Number of contracts being 61 - 90 days delinquent	11
Balance of contracts being 31 - 60 days delinquent (in EUR)	262,698.79
Balance of contracts being 61 - 90 days delinquent (in EUR)	184,160.01
Defaulted amounts (in EUR)	180,851.10
Cumulative defaulted amounts (in EUR)	10,157,912.34
Recoveries (in EUR)	63,642.56
Cumulative recoveries (in EUR)	5,372,184.85

**Compartment German Auto Loans 7**  
**Monthly Investor Report**



Rolls-Royce  
Motor Cars Limited

Reporting Date	Feb 11, 2021			
Payment Date	Feb 22, 2021			
Period No	40			
Monthly Period	Jan 31, 2021			
Interest Period	From	Jan 20, 2021	to	Feb 22, 2021 = 33 days

**8. Defaulted Amount & Recovery Amount**

**(as at end of Monthly Period)**

Collection Period	No. of Defaulted Agreements in Collection Period	Defaulted Amount in Collection Period (in EUR)	Cumulative Defaulted Amount since Initial Cut-Off Date (in EUR)	Cumulative Amount of Purchased Receivables (in EUR)	Cumulative Default Ratio (in %)	Recovery Amount in Collection Period (in EUR)	Cumulative Recoveries since Initial Cut-Off Date (in EUR)	Cumulative Net Losses (in EUR)	Cumulative Net Loss Ratio (in %)
Sept - 17	0	n/a	n/a	1,075,299,885.33	n/a	n/a	n/a	n/a	n/a
Oct - 17	12	62.01	62.01	1,075,299,885.33	0.00	0.00	0.00	62.01	0.00
Nov - 17	18	79.32	141.33	1,075,299,885.33	0.00	0.00	0.00	141.33	0.00
Dec - 17	17	65.10	206.43	1,075,299,885.33	0.00	0.00	0.00	206.43	0.00
Jan - 18	20	87,506.96	87,713.39	1,075,299,885.33	0.01	51,683.18	51,683.18	36,030.21	0.00
Feb - 18	18	84,172.99	171,886.38	1,075,299,885.33	0.02	61,520.07	113,203.25	58,683.13	0.01
Mar - 18	14	129,057.18	300,943.56	1,075,299,885.33	0.03	61,859.37	175,062.62	125,880.94	0.01
Apr - 18	22	83,113.92	384,057.48	1,075,299,885.33	0.04	41,694.28	216,756.90	167,300.58	0.02
May - 18	24	267,416.46	651,473.94	1,075,299,885.33	0.06	114,363.34	331,120.24	320,353.70	0.03
June - 18	25	327,360.95	978,834.89	1,075,299,885.33	0.09	162,353.97	493,474.21	485,360.68	0.05
July - 18	20	245,137.39	1,223,972.28	1,075,299,885.33	0.11	136,969.99	630,444.20	593,528.08	0.06
Aug - 18	34	471,551.50	1,695,523.78	1,075,299,885.33	0.16	269,691.87	900,136.07	795,387.71	0.07
Sept - 18	24	368,588.76	2,064,112.54	1,075,299,885.33	0.19	222,746.68	1,122,882.75	941,229.79	0.09
Oct - 18	37	416,112.35	2,480,224.89	1,075,299,885.33	0.23	240,505.93	1,363,388.68	1,116,836.21	0.10
Nov - 18	31	236,693.50	2,716,918.39	1,075,299,885.33	0.25	113,001.36	1,476,390.04	1,240,528.35	0.12
Dec - 18	20	317,952.16	3,034,870.55	1,075,299,885.33	0.28	109,040.43	1,585,430.47	1,449,440.08	0.13
Jan - 19	37	253,107.72	3,287,978.27	1,075,299,885.33	0.31	132,610.79	1,718,041.26	1,569,937.01	0.15
Feb - 19	28	207,238.41	3,495,216.68	1,075,299,885.33	0.33	94,566.91	1,812,608.17	1,682,608.51	0.16
Mar - 19	39	473,376.34	3,968,593.02	1,075,299,885.33	0.37	283,971.38	2,096,579.55	1,872,013.47	0.17
Apr - 19	35	338,051.22	4,306,644.24	1,075,299,885.33	0.40	164,327.47	2,260,907.02	2,045,737.22	0.19
May - 19	49	439,713.54	4,746,357.78	1,075,299,885.33	0.44	238,073.17	2,498,980.19	2,247,377.59	0.21
June - 19	19	313,280.11	5,059,637.89	1,075,299,885.33	0.47	186,962.51	2,685,942.70	2,373,695.19	0.22
July - 19	34	312,975.80	5,372,613.69	1,075,299,885.33	0.50	151,618.48	2,837,561.18	2,535,052.51	0.24
Aug - 19	39	527,047.82	5,899,661.51	1,075,299,885.33	0.55	269,347.16	3,106,908.34	2,792,753.17	0.26
Sept - 19	33	316,972.54	6,216,634.05	1,075,299,885.33	0.58	134,929.97	3,241,838.31	2,974,795.74	0.28
Oct - 19	28	351,031.23	6,567,665.28	1,075,299,885.33	0.61	198,908.70	3,440,747.01	3,126,918.27	0.29
Nov - 19	34	453,402.88	7,021,068.16	1,075,299,885.33	0.65	263,127.94	3,703,874.95	3,317,193.21	0.31
Dec - 19	35	236,065.20	7,257,133.36	1,075,299,885.33	0.67	93,913.34	3,797,788.29	3,459,345.07	0.32
Jan - 20	29	314,923.92	7,572,057.28	1,075,299,885.33	0.70	169,621.15	3,967,409.44	3,604,647.84	0.34
Feb - 20	26	194,372.47	7,766,429.75	1,075,299,885.33	0.72	109,961.36	4,077,370.80	3,689,058.95	0.34

# Compartment German Auto Loans 7

## Monthly Investor Report

**BMW  
GROUP**



Rolls-Royce  
Motor Cars Limited

Reporting Date	Feb 11, 2021		
Payment Date	Feb 22, 2021		
Period No	40		
Monthly Period	Jan 31, 2021		
Interest Period	From	Jan 20, 2021	to Feb 22, 2021 = 33 days

### 8. Defaulted Amount & Recovery Amount

(as at end of Monthly Period)

Collection Period	No. of Defaulted Agreements in Collection Period	Defaulted Amount in Collection Period (in EUR)	Cumulative Defaulted Amount since Initial Cut-Off Date (in EUR)	Cumulative Amount of Purchased Receivables (in EUR)	Cumulative Default Ratio (in %)	Recovery Amount in Collection Period (in EUR)	Cumulative Recoveries since Initial Cut-Off Date (in EUR)	Cumulative Net Losses (in EUR)	Cumulative Net Loss Ratio (in %)
Mar - 20	15	118,764.38	7,885,194.13	1,075,299,885.33	0.73	33,036.02	4,110,406.82	3,774,787.31	0.35
Apr - 20	35	238,956.47	8,124,150.60	1,075,299,885.33	0.76	174,003.69	4,284,410.51	3,839,740.09	0.36
May - 20	31	316,725.80	8,440,876.40	1,075,299,885.33	0.78	172,538.88	4,456,949.39	3,983,927.01	0.37
June - 20	23	178,300.01	8,619,176.41	1,075,299,885.33	0.80	83,534.01	4,540,483.40	4,078,693.01	0.38
July - 20	29	335,836.47	8,955,012.88	1,075,299,885.33	0.83	230,157.89	4,770,641.29	4,184,371.59	0.39
Aug - 20	16	189,529.28	9,144,542.16	1,075,299,885.33	0.85	106,371.00	4,877,012.29	4,267,529.87	0.40
Sept - 20	14	195,662.19	9,340,204.35	1,075,299,885.33	0.87	162,931.20	5,039,943.49	4,300,260.86	0.40
Oct - 20	19	287,392.56	9,627,596.91	1,075,299,885.33	0.90	88,388.95	5,128,332.44	4,499,264.47	0.42
Nov - 20	14	204,529.18	9,832,126.09	1,075,299,885.33	0.91	107,374.14	5,235,706.58	4,596,419.51	0.43
Dec - 20	22	144,935.15	9,977,061.24	1,075,299,885.33	0.93	72,835.71	5,308,542.29	4,668,518.95	0.43
Jan - 21	18	180,851.10	10,157,912.34	1,075,299,885.33	0.94	63,642.56	5,372,184.85	4,785,727.49	0.45

**Compartment German Auto Loans 7**  
**Monthly Investor Report**



Rolls-Royce  
Motor Cars Limited

Reporting Date	Feb 11, 2021		
Payment Date	Feb 22, 2021		
Period No	40		
Monthly Period	Jan 31, 2021		
Interest Period	From	Jan 20, 2021	to Feb 22, 2021 = 33 days

**9. Defaulted Amount & Recovery Amount - Loan Level Data\***

	Month / Year of Default	Month / Year of Loan Origination	Principal Balance (Initial in EUR)	Principal Balance of Loan at Default (in EUR)	Recovery Total (in EUR)	Principal Balance End of Period (in EUR)	Object Type (new / used)	Vehicle Series	Customer Type (private / commercial)	Out of Deal (Month / Year)
1	Jan - 18	Sept - 14	16,351.13	16,351.13	11,175.98	5,175.15	Used	5 Series	Commercial	
2	Jan - 18	Feb - 16	15,652.00	15,652.00	8,219.59	7,432.41	Used	X1 Series	Commercial	
3	Jan - 18	May - 17	38,255.90	37,796.02	37,796.02	0.00	Used	5 Series	Commercial	
4	Feb - 18	July - 16	26,755.60	26,145.58	15,419.35	10,726.23	Used	5 Series	Commercial	
5	Feb - 18	Feb - 17	9,447.90	9,295.57	8,097.14	1,198.43	Used	Other BMW Group	Private	
6	Feb - 18	Aug - 16	12,385.40	361.40	-12.84	374.24	Used	MINI	Commercial	
7	Mar - 18	Feb - 17	27,414.41	12,056.53	888.06	11,168.47	Used	5 Series	Commercial	
8	Mar - 18	June - 17	61,865.07	61,865.07	12,865.25	48,999.82	New	7 Series	Commercial	
9	Mar - 18	June - 17	7,754.36	7,672.08	7,672.08	0.00	New	3 Series	Commercial	
10	Apr - 18	May - 17	33,020.68	16,725.26	1,488.13	15,237.13	Used	5 Series	Commercial	
11	May - 18	June - 17	18,307.55	17,407.53	13,418.87	3,988.66	Used	7 Series	Commercial	
12	May - 18	May - 17	51,041.47	19,980.05	-54.55	20,034.60	Used	X6 Series	Commercial	
13	May - 18	June - 17	37,045.24	34,446.44	19,156.74	15,289.70	Used	7 Series	Commercial	
14	May - 18	Sept - 15	18,305.20	16,940.56	14,177.95	2,762.61	New	1 Series	Private	
15	May - 18	Feb - 17	23,033.85	20,900.66	16,415.17	4,485.49	New	3 Series	Commercial	
16	May - 18	Jan - 16	21,138.17	20,707.29	12,795.45	7,911.84	New	2 Series	Commercial	
17	May - 18	Mar - 17	25,856.04	12,152.61	0.00	12,152.61	Used	X5 Series	Commercial	
18	May - 18	Mar - 17	66,717.12	66,557.12	50,077.10	16,480.02	New	X6 Series	Commercial	
19	May - 18	Apr - 16	20,929.31	20,385.90	12,193.09	8,192.81	New	2 Series	Commercial	
20	June - 18	May - 17	35,563.19	34,218.47	34,218.47	0.00	Used	4 Series	Commercial	
21	June - 18	May - 16	35,814.39	33,496.35	16,927.88	16,568.47	New	2 Series	Private	
22	June - 18	Nov - 14	23,535.49	23,085.05	3,845.10	19,239.95	Used	5 Series	Commercial	
23	June - 18	June - 16	24,340.07	23,322.85	16,856.57	6,466.28	Used	X5 Series	Commercial	
24	June - 18	Dec - 15	28,372.42	25,452.38	0.00	25,452.38	Used	X3 Series	Commercial	
25	June - 18	Dec - 16	26,532.31	25,907.47	12,598.12	13,309.35	Used	1 Series	Commercial	
26	June - 18	June - 17	23,633.84	22,611.14	11,233.40	11,377.74	Used	X3 Series	Private	
27	July - 18	June - 14	13,592.72	12,259.74	5,990.07	6,269.67	Used	1 Series	Commercial	
28	July - 18	July - 16	28,419.61	28,114.57	18,865.60	9,248.97	New	MINI	Commercial	
29	July - 18	May - 16	34,023.99	30,600.34	13,450.45	17,149.89	Used	7 Series	Commercial	
30	July - 18	Mar - 17	19,927.47	19,346.42	19,346.42	0.00	New	3 Series	Commercial	
31	July - 18	Mar - 17	34,988.88	34,586.11	18,403.94	16,182.17	Used	5 Series	Commercial	
32	July - 18	Jan - 17	28,522.72	28,007.56	10,273.69	17,733.87	Used	X5 Series	Commercial	
33	Aug - 18	Mar - 17	10,482.03	9,302.52	5,869.68	3,432.84	Used	1 Series	Commercial	
34	Aug - 18	Nov - 16	36,644.59	33,513.92	19,222.23	14,291.69	Used	5 Series	Commercial	
35	Aug - 18	May - 17	25,352.83	19,045.67	19,045.67	0.00	Used	5 Series	Commercial	
36	Aug - 18	July - 16	73,943.14	70,559.52	44,635.44	25,924.08	New	7 Series	Commercial	

Compartment German Auto Loans 7  
Monthly Investor Report



Rolls-Royce  
Motor Cars Limited

Reporting Date	Feb 11, 2021			
Payment Date	Feb 22, 2021			
Period No	40			
Monthly Period	Jan 31, 2021			
Interest Period	From	Jan 20, 2021	to	Feb 22, 2021 = 33 days

9. Defaulted Amount & Recovery Amount - Loan Level Data\*

	Month / Year of Default	Month / Year of Loan Origination	Principal Balance (Initial in EUR)	Principal Balance of Loan at Default (in EUR)	Recovery Total (in EUR)	Principal Balance End of Period (in EUR)	Object Type (new / used)	Vehicle Series	Customer Type (private / commercial)	Out of Deal (Month / Year)
37	Aug - 18	Sept - 13	17,269.90	15,987.38	12,359.22	3,628.16	Used	3 Series	Private	
38	Aug - 18	Dec - 16	52,254.96	49,582.81	35,265.10	14,317.71	New	Non BMW Group (incl. Motorcycles)	Commercial	
39	Aug - 18	Mar - 17	14,042.31	13,825.55	897.03	12,928.52	Used	Non BMW Group (incl. Motorcycles)	Commercial	
40	Aug - 18	Oct - 16	50,943.75	48,088.32	27,713.71	20,374.61	New	X4 Series	Commercial	
41	Aug - 18	May - 16	36,849.12	33,470.06	27,691.12	5,778.94	New	3 Series	Commercial	
42	Aug - 18	Jan - 15	1,348.70	238.79	238.79	0.00	Used	MINI	Private	
43	Aug - 18	June - 12	22,127.86	20,890.96	3,262.03	17,628.93	Used	X5 Series	Commercial	
44	Aug - 18	June - 17	15,492.00	15,149.88	6,320.32	8,829.56	Used	3 Series	Commercial	
45	Aug - 18	Feb - 17	22,045.68	19,961.05	13,020.83	6,940.22	Used	3 Series	Private	
46	Aug - 18	Aug - 15	24,999.79	23,017.72	17,680.97	5,336.75	New	2 Series	Private	
47	Aug - 18	Apr - 15	962.41	726.59	352.44	374.15	Used	Non BMW Group (incl. Motorcycles)	Private	
48	Aug - 18	Apr - 17	16,845.57	16,217.29	0.00	16,217.29	Used	X5 Series	Commercial	
49	Sept - 18	Jan - 17	17,266.21	15,587.24	8,331.95	7,255.29	Used	3 Series	Commercial	
50	Sept - 18	Dec - 16	27,134.97	25,521.34	11,103.59	14,417.75	Used	X3 Series	Commercial	
51	Sept - 18	Apr - 17	40,651.37	37,478.29	28,030.52	9,447.77	New	Non BMW Group (incl. Motorcycles)	Commercial	
52	Sept - 18	May - 15	12,381.23	1,639.44	-1,581.39	3,220.83	Used	5 Series	Commercial	
53	Sept - 18	Mar - 17	35,948.64	33,707.15	19,346.37	14,360.78	New	X1 Series	Commercial	
54	Sept - 18	July - 16	17,900.94	16,271.01	6,680.36	9,590.65	Used	X5 Series	Commercial	
55	Sept - 18	Mar - 17	39,928.94	38,639.19	-456.14	39,095.33	Used	7 Series	Commercial	
56	Sept - 18	Feb - 16	23,789.44	21,268.29	12,380.90	8,887.39	Used	3 Series	Commercial	
57	Sept - 18	Apr - 17	30,861.96	30,074.79	30,074.79	0.00	Used	4 Series	Private	
58	Sept - 18	Nov - 14	10,964.80	1,876.72	-114.56	1,991.28	New	3 Series	Commercial	
59	Oct - 18	Mar - 17	39,194.73	38,167.88	27,782.27	10,385.61	New	4 Series	Commercial	
60	Oct - 18	Oct - 16	29,281.64	24,521.37	24,521.37	0.00	Used	7 Series	Commercial	
61	Oct - 18	Mar - 15	13,169.45	13,169.45	7,476.33	5,693.12	New	1 Series	Private	
62	Oct - 18	Apr - 17	43,365.26	39,880.05	28,337.26	11,542.79	New	Non BMW Group (incl. Motorcycles)	Commercial	
63	Oct - 18	Nov - 13	27,226.06	10,913.85	-111.68	11,025.53	Used	5 Series	Commercial	
64	Oct - 18	Apr - 17	34,672.56	33,209.52	18,084.32	15,125.20	New	2 Series	Commercial	
65	Oct - 18	Jan - 17	13,430.72	12,385.79	5,873.82	6,511.97	Used	Non BMW Group (incl. Motorcycles)	Commercial	
66	Oct - 18	Feb - 17	20,573.50	18,460.91	11,167.07	7,293.84	Used	MINI	Private	
67	Oct - 18	Feb - 17	27,603.66	8,701.87	-78.77	8,780.64	New	X1 Series	Commercial	
68	Oct - 18	Mar - 16	6,183.18	2,086.32	2,086.32	0.00	Used	Non BMW Group (incl. Motorcycles)	Private	
69	Nov - 18	Apr - 15	11,277.93	8,532.81	8,300.88	231.93	New	MINI	Private	
70	Nov - 18	June - 17	28,721.22	25,245.75	14,454.02	10,791.73	Used	X5 Series	Private	
71	Nov - 18	May - 17	14,983.47	14,829.76	11,613.48	3,263.01	New	Other BMW Group	Private	
72	Nov - 18	Feb - 17	19,903.16	19,342.05	0.00	19,342.05	Used	X3 Series	Private	



# Compartment German Auto Loans 7

## Monthly Investor Report



Rolls-Royce  
Motor Cars Limited

Reporting Date	Feb 11, 2021		
Payment Date	Feb 22, 2021		
Period No	40		
Monthly Period	Jan 31, 2021		
Interest Period	From	Jan 20, 2021	to Feb 22, 2021 = 33 days

### 9. Defaulted Amount & Recovery Amount - Loan Level Data\*

	Month / Year of Default	Month / Year of Loan Origination	Principal Balance (Initial in EUR)	Principal Balance of Loan at Default (in EUR)	Recovery Total (in EUR)	Principal Balance End of Period (in EUR)	Object Type (new / used)	Vehicle Series	Customer Type (private / commercial)	Out of Deal (Month / Year)
73	Nov - 18	June - 17	28,132.42	19,411.55	-1,564.64	20,976.19	New	4 Series	Commercial	
74	Nov - 18	Apr - 15	3,286.87	410.55	410.55	0.00	Used	Non BMW Group (incl. Motorcycles)	Commercial	
75	Dec - 18	Oct - 16	49,043.72	45,194.50	31,153.62	14,040.88	New	2 Series	Commercial	
76	Dec - 18	July - 15	25,141.85	21,795.24	21,795.24	0.00	New	2 Series	Private	
77	Dec - 18	Sept - 13	10,133.43	8,795.55	2,960.21	5,835.34	Used	MINI	Commercial	
78	Dec - 18	Sept - 16	46,956.82	44,743.91	44,899.64	0.00	New	4 Series	Commercial	
79	Dec - 18	June - 17	76,861.51	68,784.19	24,882.24	43,901.95	New	5 Series	Commercial	
80	Dec - 18	Apr - 15	12,721.07	11,603.67	6,259.77	5,343.90	Used	1 Series	Private	
81	Dec - 18	May - 14	27,334.10	24,644.53	16,832.02	7,812.51	Used	X6 Series	Private	
82	Dec - 18	June - 17	20,764.48	18,819.41	18,819.41	0.00	Used	5 Series	Private	
83	Dec - 18	May - 17	29,178.48	21,981.81	21,981.81	0.00	Used	7 Series	Commercial	
84	Dec - 18	May - 14	2,499.54	1,554.37	1,554.37	0.00	Used	Non BMW Group (incl. Motorcycles)	Private	
85	Jan - 19	Apr - 17	17,964.30	14,568.40	9,768.94	4,799.46	Used	X1 Series	Private	
86	Jan - 19	Mar - 17	22,839.49	21,087.77	13,916.98	7,170.79	New	MINI	Commercial	
87	Jan - 19	Dec - 15	7,603.49	6,888.56	2,986.51	3,902.05	New	Non BMW Group (incl. Motorcycles)	Commercial	
88	Jan - 19	Nov - 16	13,749.59	12,764.39	6,454.67	6,339.46	New	MINI	Private	
89	Jan - 19	May - 17	19,787.47	18,397.85	0.00	18,397.85	Used	1 Series	Private	
90	Jan - 19	Oct - 15	10,421.90	8,647.75	8,021.97	625.78	Used	1 Series	Commercial	
91	Jan - 19	Jan - 15	17,225.98	14,746.15	14,746.15	0.00	Used	MINI	Private	
92	Jan - 19	Feb - 17	12,958.05	9,890.86	5,666.94	4,223.92	Used	Non BMW Group (incl. Motorcycles)	Commercial	
93	Jan - 19	Feb - 17	31,982.53	29,736.84	2,200.09	27,536.75	Used	7 Series	Commercial	
94	Jan - 19	Nov - 16	23,753.51	11,899.67	196.21	11,703.46	New	2 Series	Private	
95	Jan - 19	Jan - 17	10,254.95	6,028.79	6,028.79	0.00	Used	1 Series	Private	
96	Feb - 19	May - 17	2,691.94	1,695.13	1,695.13	0.00	Used	3 Series	Commercial	
97	Feb - 19	July - 15	2,676.73	778.17	778.17	0.00	Used	MINI	Private	
98	Feb - 19	Nov - 16	28,774.12	25,291.52	14,925.34	10,366.18	New	3 Series	Commercial	
99	Feb - 19	Sept - 16	20,979.10	19,508.87	13,831.03	5,677.84	New	3 Series	Commercial	
100	Feb - 19	July - 15	26,544.50	23,255.73	23,255.73	0.00	New	2 Series	Private	
101	Feb - 19	May - 17	39,995.67	34,454.72	16,848.08	17,606.64	Used	5 Series	Commercial	
102	Feb - 19	July - 15	20,460.64	18,575.16	8,666.47	9,908.69	Used	1 Series	Private	
103	Feb - 19	Mar - 17	15,275.58	6,892.99	312.58	6,580.41	Used	MINI	Commercial	
104	Mar - 19	June - 17	21,633.42	19,505.74	7,900.00	11,605.74	Used	5 Series	Private	
105	Mar - 19	Apr - 17	32,869.57	27,691.71	15,418.85	12,272.86	Used	3 Series	Commercial	
106	Mar - 19	June - 17	27,451.10	22,903.83	15,151.78	7,752.44	Used	5 Series	Commercial	
107	Mar - 19	Aug - 15	13,139.33	1,968.15	1,968.15	0.00	Used	1 Series	Private	
108	Mar - 19	May - 17	47,695.94	41,509.08	23,024.60	18,484.48	New	X1 Series	Commercial	

Compartment German Auto Loans 7  
Monthly Investor Report



Rolls-Royce  
Motor Cars Limited

Reporting Date	Feb 11, 2021		
Payment Date	Feb 22, 2021		
Period No	40		
Monthly Period	Jan 31, 2021		
Interest Period	From	Jan 20, 2021	to Feb 22, 2021 = 33 days

9. Defaulted Amount & Recovery Amount - Loan Level Data\*

	Month / Year of Default	Month / Year of Loan Origination	Principal Balance (Initial in EUR)	Principal Balance of Loan at Default (in EUR)	Recovery Total (in EUR)	Principal Balance End of Period (in EUR)	Object Type (new / used)	Vehicle Series	Customer Type (private / commercial)	Out of Deal (Month / Year)
109	Mar - 19	Feb - 17	8,780.57	7,596.87	0.00	7,596.87	Used	MINI	Commercial	
110	Mar - 19	Feb - 16	19,464.00	3,702.92	-224.96	3,927.88	Used	5 Series	Commercial	
111	Mar - 19	Apr - 14	23,700.61	17,307.23	10,176.64	7,308.35	Used	7 Series	Commercial	
112	Mar - 19	June - 17	40,967.63	36,937.11	10,287.35	26,649.76	New	2 Series	Private	
113	Apr - 19	Sept - 16	14,320.79	13,398.30	2,118.86	11,279.44	Used	Non BMW Group (incl. Motorcycles)	Commercial	
114	Apr - 19	Sept - 16	37,005.06	31,095.19	16,735.15	14,360.04	New	5 Series	Commercial	
115	Apr - 19	Mar - 17	19,345.54	16,354.78	7,182.63	9,218.45	Used	5 Series	Commercial	
116	Apr - 19	June - 17	36,061.97	33,276.79	23,972.80	9,303.99	Used	X5 Series	Commercial	
117	Apr - 19	June - 17	68,976.15	61,070.90	47,035.21	14,035.69	New	3 Series	Commercial	
118	Apr - 19	Mav - 17	26,858.21	22,979.72	14,880.27	8,126.85	Used	5 Series	Commercial	
119	Apr - 19	Sept - 15	54,212.19	4,900.88	4,900.88	0.00	New	X6 Series	Commercial	
120	Mav - 19	Feb - 17	33,768.80	23,575.42	46.05	23,529.37	New	2 Series	Commercial	
121	Mav - 19	Apr - 17	31,668.69	27,883.20	16,778.37	11,104.83	Used	5 Series	Commercial	
122	Mav - 19	June - 17	16,619.74	12,517.87	12,517.87	0.00	Used	3 Series	Private	
123	Mav - 19	June - 17	9,853.65	6,158.95	6,158.95	0.00	Used	3 Series	Private	
124	Mav - 19	Mav - 17	15,029.13	6,742.60	-60.80	6,803.40	Used	1 Series	Commercial	
125	Mav - 19	Mar - 17	55,475.90	52,614.69	31,893.98	21,239.90	New	X6 Series	Commercial	
126	Mav - 19	Oct - 13	16,570.07	12,821.23	-114.91	12,936.14	Used	Non BMW Group (incl. Motorcycles)	Commercial	
127	Mav - 19	Oct - 15	19,932.95	15,989.37	15,989.37	0.00	New	1 Series	Private	
128	Mav - 19	Mar - 17	24,173.67	8,760.60	82.49	8,678.11	New	2 Series	Commercial	
129	Mav - 19	Mar - 17	20,688.97	16,111.75	16,111.75	0.00	Used	MINI	Private	
130	Mav - 19	Mar - 16	21,700.02	14,128.09	0.00	14,128.09	New	5 Series	Commercial	
131	June - 19	Oct - 13	3,955.64	1,414.56	1,414.56	0.00	Used	MINI	Private	
132	June - 19	Apr - 17	8,579.06	5,095.03	5,095.03	0.00	Used	Non BMW Group (incl. Motorcycles)	Commercial	
133	June - 19	Feb - 17	31,133.81	25,498.25	16,533.88	8,964.37	New	MINI	Commercial	
134	June - 19	June - 17	25,662.42	22,235.92	12,571.74	9,710.74	New	2 Series	Commercial	
135	June - 19	Oct - 16	15,933.43	13,907.35	8,012.92	5,894.43	Used	3 Series	Private	
136	June - 19	Apr - 17	52,954.53	48,447.28	0.00	48,447.28	New	X4 Series	Commercial	
137	June - 19	Jan - 17	77,289.71	66,841.86	43,919.73	22,922.13	New	X5 Series	Commercial	
138	Julv - 19	Apr - 17	10,749.57	9,326.27	2,845.09	6,481.18	Used	1 Series	Commercial	
139	Julv - 19	Nov - 15	30,441.68	24,735.97	13,213.76	11,522.21	Used	5 Series	Private	
140	Julv - 19	Feb - 17	41,522.40	32,176.69	32,176.69	0.00	New	5 Series	Commercial	
141	Julv - 19	Nov - 15	18,902.57	7,889.00	7,889.00	0.00	New	X5 Series	Private	
142	Julv - 19	Mar - 17	56,362.66	47,757.31	38,471.24	9,286.07	New	X5 Series	Private	
143	Julv - 19	Apr - 17	28,058.62	22,666.80	9,358.70	13,308.10	Used	5 Series	Commercial	
144	Julv - 19	Nov - 15	31,687.90	9,070.52	9,070.52	0.00	New	MINI	Private	

Compartment German Auto Loans 7  
Monthly Investor Report



Rolls-Royce  
Motor Cars Limited

Reporting Date	Feb 11, 2021		
Payment Date	Feb 22, 2021		
Period No	40		
Monthly Period	Jan 31, 2021		
Interest Period	From	Jan 20, 2021	to Feb 22, 2021 = 33 days

9. Defaulted Amount & Recovery Amount - Loan Level Data\*

	Month / Year of Default	Month / Year of Loan Origination	Principal Balance (Initial in EUR)	Principal Balance of Loan at Default (in EUR)	Recovery Total (in EUR)	Principal Balance End of Period (in EUR)	Object Type (new / used)	Vehicle Series	Customer Type (private / commercial)	Out of Deal (Month / Year)
145	July - 19	Apr - 16	60,298.95	43,515.79	30,513.71	13,002.08	New	4 Series	Private	
146	July - 19	July - 14	8,378.37	6,331.77	1,554.56	4,777.21	Used	7 Series	Commercial	
147	July - 19	Dec - 15	38,192.26	31,084.99	31,084.99	0.00	New	X4 Series	Private	
148	July - 19	May - 17	15,668.38	10,976.52	5,535.98	5,440.54	Used	3 Series	Commercial	
149	Aug - 19	June - 17	29,758.13	25,275.16	11,703.29	13,571.87	New	3 Series	Commercial	
150	Aug - 19	Apr - 17	41,122.49	33,168.62	21,867.90	11,300.72	New	4 Series	Private	
151	Aug - 19	June - 17	13,526.59	11,460.66	6,199.40	5,261.26	Used	3 Series	Private	
152	Aug - 19	Jan - 15	19,839.76	15,914.45	8,623.65	7,290.80	Used	X1 Series	Private	
153	Aug - 19	June - 17	31,921.68	26,089.48	0.00	26,089.48	Used	3 Series	Private	
154	Aug - 19	June - 17	30,021.95	26,131.77	26,131.77	0.00	New	2 Series	Commercial	
155	Aug - 19	Nov - 16	6,454.79	5,072.88	5,072.88	0.00	Used	MINI	Private	
156	Aug - 19	May - 17	25,777.71	20,420.26	20,420.26	0.00	Used	1 Series	Private	
157	Aug - 19	Jan - 14	7,210.03	438.74	438.74	0.00	Used	MINI	Private	
158	Aug - 19	Dec - 15	8,009.96	5,376.01	5,376.01	0.00	Used	X5 Series	Commercial	
159	Aug - 19	May - 16	49,362.66	43,828.34	43,828.34	0.00	New	X4 Series	Commercial	
160	Aug - 19	Jan - 15	16,224.91	2,281.08	2,281.08	0.00	Used	3 Series	Private	
161	Sept - 19	June - 17	16,360.14	10,677.02	6,293.77	4,429.33	Used	5 Series	Commercial	
162	Sept - 19	Feb - 16	10,433.46	139.11	-88.79	227.90	Used	5 Series	Commercial	
163	Sept - 19	Apr - 17	23,859.80	17,947.28	7,576.81	10,370.47	Used	5 Series	Commercial	
164	Sept - 19	May - 16	21,807.06	18,512.79	18,512.79	0.00	New	2 Series	Private	
165	Sept - 19	Apr - 15	21,471.48	14,319.27	14,319.27	0.00	Used	5 Series	Commercial	
166	Sept - 19	Feb - 15	43,800.34	37,494.51	37,494.51	0.00	Used	3 Series	Commercial	
167	Sept - 19	Feb - 17	4,620.37	764.65	500.00	264.65	Used	MINI	Private	
168	Sept - 19	May - 17	31,721.01	24,236.27	24,236.27	0.00	Used	X3 Series	Commercial	
169	Sept - 19	May - 17	32,978.53	28,882.77	18,567.32	10,315.45	New	4 Series	Private	
170	Sept - 19	Feb - 17	9,800.65	8,134.84	0.00	8,158.96	Used	MINI	Private	
171	Sept - 19	Oct - 16	24,863.82	20,830.67	4,902.16	15,928.51	New	MINI	Commercial	
172	Sept - 19	May - 17	8,164.30	4,415.02	0.00	4,415.02	Used	1 Series	Private	
173	Sept - 19	Mar - 15	7,854.20	5,684.90	0.00	5,684.90	Used	1 Series	Private	
174	Sept - 19	Feb - 15	23,759.40	4,405.04	507.46	3,897.58	Used	X5 Series	Commercial	
175	Oct - 19	Apr - 17	20,153.31	15,690.73	0.00	15,690.73	Used	3 Series	Commercial	
176	Oct - 19	June - 17	10,111.08	4,017.26	0.00	4,017.26	Used	3 Series	Private	
177	Oct - 19	Mar - 17	33,377.34	27,118.98	13,104.40	14,182.18	Used	5 Series	Commercial	
178	Oct - 19	Apr - 17	25,953.03	22,816.66	15,625.62	7,191.04	New	X1 Series	Commercial	
179	Oct - 19	July - 16	18,019.58	16,535.52	12,763.56	3,771.96	New	1 Series	Commercial	
180	Oct - 19	June - 17	34,856.20	6,092.61	3,913.29	2,179.32	Used	MINI	Private	

# Compartment German Auto Loans 7

## Monthly Investor Report



Rolls-Royce  
Motor Cars Limited

Reporting Date	Feb 11, 2021		
Payment Date	Feb 22, 2021		
Period No	40		
Monthly Period	Jan 31, 2021		
Interest Period	From	Jan 20, 2021	to Feb 22, 2021 = 33 days

### 9. Defaulted Amount & Recovery Amount - Loan Level Data\*

	Month / Year of Default	Month / Year of Loan Origination	Principal Balance (Initial in EUR)	Principal Balance of Loan at Default (in EUR)	Recovery Total (in EUR)	Principal Balance End of Period (in EUR)	Object Type (new / used)	Vehicle Series	Customer Type (private / commercial)	Out of Deal (Month / Year)
181	Oct - 19	Oct - 16	14,070.26	9,896.28	9,896.28	0.00	Used	X3 Series	Private	
182	Oct - 19	June - 16	17,523.56	9,985.48	9,985.48	0.00	New	MINI	Commercial	
183	Oct - 19	Mar - 17	23,509.26	10,741.04	10,741.04	0.00	Used	7 Series	Commercial	
184	Oct - 19	Apr - 16	28,492.75	0.00	-6,153.43	6,153.43	New	5 Series	Private	
185	Nov - 19	June - 17	15,650.00	12,377.29	4,141.75	8,256.55	Used	3 Series	Private	
186	Nov - 19	Apr - 15	10,151.22	3,541.59	3,541.59	0.00	Used	Non BMW Group (incl. Motorcycles)	Private	
187	Nov - 19	July - 15	12,571.17	8,764.46	0.00	8,764.46	Used	Non BMW Group (incl. Motorcycles)	Commercial	
188	Nov - 19	Mar - 17	7,922.63	3,858.29	3,858.29	0.00	Used	1 Series	Private	
189	Nov - 19	Feb - 17	25,271.35	9,822.25	0.00	9,822.25	Used	5 Series	Private	
190	Nov - 19	Sept - 16	35,871.91	19,193.99	0.00	19,193.99	Used	6 Series	Private	
191	Nov - 19	Apr - 17	9,555.88	972.45	972.45	0.31	Used	6 Series	Commercial	
192	Nov - 19	Apr - 17	52,191.79	44,850.70	25,466.60	19,384.10	New	4 Series	Commercial	
193	Nov - 19	Sept - 16	32,474.52	25,911.08	25,911.08	0.00	New	1 Series	Private	
194	Nov - 19	Apr - 17	14,871.18	12,265.86	12,265.86	0.00	Used	3 Series	Private	
195	Dec - 19	June - 16	13,351.78	10,759.26	8,196.29	2,562.97	Used	3 Series	Private	
196	Dec - 19	Mar - 17	12,102.71	6,540.38	5,128.20	1,412.18	Used	1 Series	Private	
197	Dec - 19	Aug - 15	13,083.55	8,762.97	4,469.17	4,293.80	Used	1 Series	Private	
198	Dec - 19	Jan - 17	22,148.20	16,356.46	0.00	16,356.46	Used	3 Series	Private	
199	Dec - 19	Mar - 17	10,087.49	207.89	-85.65	293.54	Used	MINI	Commercial	
200	Dec - 19	Oct - 16	10,617.22	7,486.79	7,486.79	0.00	Used	1 Series	Private	
201	Dec - 19	Apr - 17	44,046.55	7,668.70	6,546.92	1,121.78	Used	X5 Series	Commercial	
202	Dec - 19	May - 17	11,613.68	5,350.78	5,350.78	0.00	Used	3 Series	Commercial	
203	Dec - 19	Aug - 15	13,544.66	9,164.79	3,138.22	6,026.57	Used	5 Series	Commercial	
204	Dec - 19	Mar - 17	17,218.61	14,328.06	20.45	14,307.61	Used	MINI	Commercial	
205	Dec - 19	May - 17	21,898.22	15,140.09	15,140.09	0.00	Used	3 Series	Private	
206	Dec - 19	Oct - 15	7,006.99	5,381.09	1,203.52	4,177.57	Used	Non BMW Group (incl. Motorcycles)	Commercial	
207	Dec - 19	Feb - 17	46,273.62	18,073.98	-250.10	18,324.08	Used	X5 Series	Commercial	
208	Jan - 20	June - 16	33,372.15	6,426.61	6,426.61	0.00	New	4 Series	Private	
209	Jan - 20	May - 17	77,646.79	21,364.35	21,364.35	0.00	New	X4 Series	Commercial	
210	Jan - 20	Nov - 16	88,312.62	71,280.62	22,606.01	48,674.61	New	X5 Series	Commercial	
211	Jan - 20	Sept - 16	51,135.76	36,894.21	22,288.66	14,651.76	New	X5 Series	Private	
212	Jan - 20	June - 17	21,920.64	8,715.14	8,715.14	0.00	Used	4 Series	Commercial	
213	Jan - 20	Oct - 16	60,835.16	39,186.84	36,657.36	2,529.48	New	2 Series	Private	
214	Jan - 20	Mar - 17	14,228.14	2,063.40	-1.29	2,064.69	New	MINI	Private	
215	Feb - 20	Feb - 17	31,424.71	25,157.47	17,738.62	7,418.85	Used	X6 Series	Commercial	
216	Feb - 20	May - 17	35,977.09	27,747.27	20,672.96	7,074.31	New	MINI	Commercial	

# Compartment German Auto Loans 7

## Monthly Investor Report



Rolls-Royce  
Motor Cars Limited

Reporting Date	Feb 11, 2021		
Payment Date	Feb 22, 2021		
Period No	40		
Monthly Period	Jan 31, 2021		
Interest Period	From	Jan 20, 2021	to Feb 22, 2021 = 33 days

### 9. Defaulted Amount & Recovery Amount - Loan Level Data\*

	Month / Year of Default	Month / Year of Loan Origination	Principal Balance (Initial in EUR)	Principal Balance of Loan at Default (in EUR)	Recovery Total (in EUR)	Principal Balance End of Period (in EUR)	Object Type (new / used)	Vehicle Series	Customer Type (private / commercial)	Out of Deal (Month / Year)
217	Feb - 20	June - 17	6,103.26	3,803.87	2,267.01	1,536.86	Used	3 Series	Private	
218	Feb - 20	May - 17	13,858.15	7,269.95	4,184.00	3,085.95	Used	3 Series	Commercial	
219	Feb - 20	Mar - 17	31,327.32	25,694.00	22,702.74	2,991.26	New	5 Series	Private	
220	Feb - 20	Mar - 17	27,119.20	18,838.28	11,783.24	7,055.04	Used	5 Series	Commercial	
221	Feb - 20	Mar - 17	55,794.75	24,768.14	21,625.99	3,142.15	Used	X5 Series	Commercial	
222	Feb - 20	May - 17	23,414.76	16,435.82	16,435.82	0.00	Used	2 Series	Private	
223	Mar - 20	Aug - 16	10,975.84	1,738.92	1,738.92	0.00	Used	MINI	Private	
224	Mar - 20	June - 17	42,218.84	34,800.57	17,569.44	17,231.13	Used	X5 Series	Commercial	
225	Mar - 20	Feb - 17	39,450.76	35,279.77	0.00	35,279.77	New	X4 Series	Commercial	
226	Mar - 20	Aug - 16	11,552.59	6,718.88	0.00	6,718.88	Used	3 Series	Commercial	
227	Apr - 20	June - 17	26,272.21	7,877.20	-198.79	8,075.99	Used	X5 Series	Commercial	
228	Apr - 20	Feb - 17	14,271.34	9,925.23	9,925.23	0.00	Used	Z Series	Private	
229	Apr - 20	Mar - 17	32,141.49	23,467.22	23,467.22	0.00	New	3 Series	Private	
230	Apr - 20	Feb - 17	18,063.43	10,254.35	10,254.35	0.00	New	MINI	Commercial	
231	Apr - 20	May - 17	33,318.78	23,583.39	0.00	23,583.39	Used	5 Series	Private	
232	Apr - 20	Feb - 17	13,090.06	7,458.28	5,115.30	2,342.98	Used	1 Series	Commercial	
233	May - 20	Apr - 17	83,215.14	65,041.34	39,728.95	25,472.66	New	7 Series	Commercial	
234	May - 20	June - 17	63,093.23	42,211.63	0.00	42,211.63	Used	6 Series	Commercial	
235	May - 20	Oct - 16	7,575.60	448.33	448.33	0.00	Used	5 Series	Private	
236	May - 20	Dec - 15	21,640.47	9,828.02	5,532.18	4,295.84	Used	X5 Series	Commercial	
237	May - 20	May - 17	13,655.23	9,014.47	4,564.51	4,449.96	Used	MINI	Commercial	
238	May - 20	Oct - 15	26,109.89	1,497.90	1,497.90	0.00	Used	7 Series	Commercial	
239	May - 20	Apr - 16	17,722.63	4,386.55	0.00	4,386.55	Used	5 Series	Commercial	
240	May - 20	June - 17	61,361.97	47,656.11	23,473.14	24,182.97	New	7 Series	Commercial	
241	May - 20	Feb - 17	32,876.00	3,871.69	1,250.91	2,620.78	New	2 Series	Private	
242	June - 20	Aug - 16	18,201.67	13,377.87	0.00	13,377.87	Used	5 Series	Private	
243	June - 20	Dec - 16	19,730.70	11,644.81	11,644.81	0.00	New	1 Series	Private	
244	June - 20	Nov - 14	5,087.18	2,045.12	597.17	1,447.95	Used	3 Series	Private	
245	June - 20	Mar - 15	12,011.24	7,090.04	5,198.59	1,891.45	Used	3 Series	Private	
246	June - 20	Nov - 16	43,367.09	41,745.34	26,711.78	15,033.56	New	X3 Series	Private	
247	June - 20	May - 17	33,456.98	26,930.71	14,020.30	12,910.41	New	2 Series	Private	
248	June - 20	Aug - 16	16,809.61	11,961.45	11,961.45	0.00	Used	3 Series	Private	
249	June - 20	May - 17	10,929.70	10,363.40	10,404.98	0.00	Used	MINI	Private	
250	June - 20	Apr - 17	12,003.46	9,571.57	5,964.45	3,607.12	Used	3 Series	Private	
251	June - 20	June - 17	6,600.82	575.18	0.00	575.18	Used	Non BMW Group (incl. Motorcycles)	Commercial	
252	June - 20	Jul - 15	10,959.68	5,855.17	-43.10	5,898.27	Used	Non BMW Group (incl. Motorcycles)	Commercial	

**Compartment German Auto Loans 7**  
**Monthly Investor Report**



Rolls-Royce  
Motor Cars Limited

Reporting Date	Feb 11, 2021		
Payment Date	Feb 22, 2021		
Period No	40		
Monthly Period	Jan 31, 2021		
Interest Period	From	Jan 20, 2021	to Feb 22, 2021 = 33 days

**9. Defaulted Amount & Recovery Amount - Loan Level Data\***

	Month / Year of Default	Month / Year of Loan Origination	Principal Balance (Initial in EUR)	Principal Balance of Loan at Default (in EUR)	Recovery Total (in EUR)	Principal Balance End of Period (in EUR)	Object Type (new / used)	Vehicle Series	Customer Type (private / commercial)	Out of Deal (Month / Year)
253	July - 20	Dec - 16	5,721.43	2,224.10	2,224.10	0.00	Used	Non BMW Group (incl. Motorcycles)	Private	
254	July - 20	Mar - 17	67,208.33	59,679.54	59,679.54	0.00	New	X5 Series	Private	
255	July - 20	June - 17	37,416.48	30,764.04	14,020.13	16,743.91	New	2 Series	Private	
256	July - 20	June - 17	24,777.50	19,555.64	17,059.33	2,496.31	Used	7 Series	Commercial	
257	July - 20	Mar - 17	8,911.91	5,344.68	0.00	5,344.68	Used	3 Series	Private	
258	July - 20	Mar - 15	6,231.65	3,303.48	3,303.48	0.00	Used	MINI	Private	
259	July - 20	Apr - 17	63,330.02	52,227.14	36,896.55	15,330.59	New	4 Series	Commercial	
260	Aug - 20	Apr - 17	15,518.56	11,197.61	4.26	11,193.35	Used	3 Series	Private	
261	Aug - 20	June - 17	36,167.75	26,304.91	15,600.00	10,704.91	New	2 Series	Private	
262	Aug - 20	June - 17	52,051.18	37,495.72	20,952.54	16,543.18	New	X3 Series	Commercial	
263	Aug - 20	June - 17	27,566.19	19,332.76	9,884.41	9,448.35	Used	5 Series	Private	
264	Aug - 20	Mar - 17	7,502.07	1,634.83	1,634.83	0.00	Used	Non BMW Group (incl. Motorcycles)	Commercial	
265	Aug - 20	June - 16	10,398.34	6,490.73	6,490.73	0.00	Used	1 Series	Private	
266	Aug - 20	May - 17	23,090.85	17,710.30	13,338.41	4,371.89	Used	5 Series	Private	
267	Sept - 20	Aug - 16	17,668.35	10,823.01	7,233.39	3,589.62	Used	X1 Series	Commercial	
268	Sept - 20	Feb - 17	13,905.78	2,579.55	1,221.64	1,357.91	Used	X1 Series	Private	
269	Sept - 20	May - 17	71,502.70	55,142.32	55,142.32	0.00	New	X5 Series	Private	
270	Sept - 20	Dec - 16	25,436.18	7,934.68	0.00	7,934.68	Used	5 Series	Commercial	
271	Sept - 20	Feb - 17	5,921.85	3,246.46	550.70	2,695.76	Used	MINI	Private	
272	Oct - 20	June - 17	9,120.49	4,996.53	4,996.53	0.00	Used	1 Series	Private	
273	Oct - 20	Feb - 17	25,045.12	18,162.84	0.00	18,162.98	Used	5 Series	Private	
274	Oct - 20	May - 17	36,715.73	14,686.45	1,519.23	13,167.22	Used	3 Series	Commercial	
275	Oct - 20	Mar - 17	45,481.72	38,515.40	0.00	38,515.40	New	X4 Series	Commercial	
276	Oct - 20	Sept - 16	13,566.73	8,668.12	0.00	8,668.12	Used	1 Series	Private	
277	Oct - 20	Mar - 17	16,504.42	8,284.60	2,536.00	5,748.60	Used	5 Series	Commercial	
278	Oct - 20	Dec - 16	80,958.59	56,710.27	0.00	56,875.60	Used	X6 Series	Commercial	
279	Oct - 20	Mar - 17	27,656.01	3,759.31	3,759.31	0.00	Used	1 Series	Commercial	
280	Oct - 20	Mar - 17	10,179.00	6,255.24	6,255.24	0.00	Used	MINI	Private	
281	Oct - 20	Mar - 17	59,282.81	36,815.12	35,483.34	1,331.78	Used	X6 Series	Commercial	
282	Oct - 20	Dec - 16	18,542.85	13,173.06	13,173.06	0.00	Used	3 Series	Private	
283	Nov - 20	July - 15	17,238.73	9,765.49	9,765.49	0.00	Used	3 Series	Private	
284	Nov - 20	Nov - 16	23,735.31	13,335.79	0.00	13,335.79	Used	5 Series	Commercial	
285	Nov - 20	Apr - 17	25,077.08	4,342.79	459.15	3,883.64	New	MINI	Private	
286	Nov - 20	Apr - 17	18,108.36	7,493.47	1,200.00	6,293.47	Used	5 Series	Commercial	
287	Nov - 20	Apr - 17	21,743.14	11,733.83	4,508.42	7,225.41	New	MINI	Private	
288	Nov - 20	Apr - 17	13,755.21	11,818.62	1,601.52	10,217.10	Used	3 Series	Private	

**Compartment German Auto Loans 7**  
**Monthly Investor Report**



Rolls-Royce  
 Motor Cars Limited

Reporting Date	Feb 11, 2021			
Payment Date	Feb 22, 2021			
Period No	40			
Monthly Period	Jan 31, 2021			
Interest Period	From	Jan 20, 2021	to	Feb 22, 2021 = 33 days

**9. Defaulted Amount & Recovery Amount - Loan Level Data\***

	Month / Year of Default	Month / Year of Loan Origination	Principal Balance (Initial in EUR)	Principal Balance of Loan at Default (in EUR)	Recovery Total (in EUR)	Principal Balance End of Period (in EUR)	Object Type (new / used)	Vehicle Series	Customer Type (private / commercial)	Out of Deal (Month / Year)
289	Nov - 20	Dec - 16	13,476.28	7,844.47	6,203.00	1,641.47	Used	1 Series	Private	
290	Nov - 20	Jan - 17	31,432.72	20,054.32	9,672.48	10,381.84	Used	5 Series	Commercial	
291	Nov - 20	June - 17	20,288.21	8,207.82	8,207.82	0.00	Used	3 Series	Private	
292	Nov - 20	Apr - 17	29,505.69	21,149.67	21,149.67	0.00	New	MINI	Private	
293	Nov - 20	June - 17	25,649.84	18,765.90	13,706.90	5,059.00	New	3 Series	Private	
294	Dec - 20	Apr - 17	14,284.52	5,225.12	695.46	4,529.66	Used	Non BMW Group (incl. Motorcycles)	Private	
295	Dec - 20	May - 17	8,915.14	5,278.28	0.00	5,278.28	New	Non BMW Group (incl. Motorcycles)	Commercial	
296	Dec - 20	May - 17	40,623.07	7,133.48	859.54	6,273.94	Used	X6 Series	Commercial	
297	Dec - 20	May - 17	18,258.52	6,245.60	605.14	5,640.46	Used	1 Series	Private	
298	Dec - 20	May - 17	28,177.55	20,982.33	0.00	20,982.33	New	1 Series	Commercial	
299	Dec - 20	Apr - 17	12,138.27	7,436.56	500.00	6,936.56	Used	1 Series	Commercial	
300	Dec - 20	May - 17	11,707.76	1,340.05	882.46	457.59	Used	3 Series	Commercial	
301	Dec - 20	Apr - 17	11,258.19	6,683.63	500.00	6,183.63	Used	1 Series	Commercial	
302	Dec - 20	May - 17	30,625.43	8,124.76	0.00	8,124.76	New	MINI	Private	
303	Dec - 20	June - 17	21,321.54	13,972.06	13,972.06	0.00	Used	6 Series	Private	
304	Dec - 20	Sept - 16	17,202.04	12,601.71	7,413.79	5,187.92	Used	3 Series	Commercial	
305	Jan - 21	June - 17	24,865.15	5,315.57	2,382.24	2,933.33	New	2 Series	Commercial	
306	Jan - 21	June - 17	16,047.56	10,143.42	6,372.69	3,770.73	Used	MINI	Commercial	
307	Jan - 21	June - 17	32,547.03	25,974.09	100.00	25,874.09	New	3 Series	Private	
308	Jan - 21	June - 17	44,614.98	28,329.81	21,208.33	7,121.48	Used	2 Series	Commercial	
309	Jan - 21	Feb - 17	18,507.11	12,273.92	0.00	12,273.92	Used	5 Series	Commercial	
310	Jan - 21	June - 17	40,527.52	10,566.83	2,249.88	8,316.95	New	X3 Series	Commercial	
311	Jan - 21	June - 17	8,794.18	2,316.90	414.06	1,902.84	Used	1 Series	Private	
312	Jan - 21	June - 17	9,538.05	2,990.58	2,990.58	0.00	Used	MINI	Commercial	
313	Jan - 21	Feb - 17	47,983.61	15,860.83	-13,676.72	29,537.55	Used	6 Series	Commercial	
314	Jan - 21	May - 17	36,884.07	22,778.90	10,828.00	11,950.90	Used	5 Series	Commercial	
315	Jan - 21	Apr - 17	31,518.17	20,489.11	17,300.38	3,188.73	Used	5 Series	Commercial	
316	Jan - 21	June - 17	28,241.25	10,314.69	0.00	10,314.69	Used	5 Series	Private	
317	Jan - 18	June - 17	4,814.49	4,678.96	4,071.21	607.75	Used	3 Series	Private	Apr - 18
318	Feb - 18	Apr - 16	18,392.34	18,392.34	15,624.13	2,768.21	New	1 Series	Private	May - 18
319	Feb - 18	Jan - 17	13,015.36	13,015.36	10,496.32	2,519.04	Used	3 Series	Commercial	May - 18
320	Mar - 18	Jan - 15	10,760.66	10,449.98	8,565.78	1,884.20	Used	3 Series	Commercial	June - 18
321	Apr - 18	May - 17	24,462.11	23,731.53	19,098.67	4,632.86	Used	3 Series	Private	June - 18
322	Mar - 18	Apr - 17	19,078.09	18,976.67	14,008.04	4,968.63	New	Non BMW Group (incl. Motorcycles)	Private	July - 18
323	Apr - 18	Mar - 15	18,533.65	17,307.68	14,417.98	2,889.70	New	2 Series	Private	July - 18
324	Apr - 18	Aug - 14	24,408.07	24,036.89	11,022.31	13,014.58	Used	5 Series	Private	July - 18

# Compartment German Auto Loans 7

## Monthly Investor Report



Rolls-Royce  
Motor Cars Limited

Reporting Date	Feb 11, 2021		
Payment Date	Feb 22, 2021		
Period No	40		
Monthly Period	Jan 31, 2021		
Interest Period	From	Jan 20, 2021	to Feb 22, 2021 = 33 days

### 9. Defaulted Amount & Recovery Amount - Loan Level Data\*

	Month / Year of Default	Month / Year of Loan Origination	Principal Balance (Initial in EUR)	Principal Balance of Loan at Default (in EUR)	Recovery Total (in EUR)	Principal Balance End of Period (in EUR)	Object Type (new / used)	Vehicle Series	Customer Type (private / commercial)	Out of Deal (Month / Year)
325	May - 18	June - 17	24,350.95	23,473.04	17,297.11	6,175.93	Used	5 Series	Commercial	July - 18
326	Feb - 18	Sept - 15	16,194.30	15,610.51	13,297.19	2,313.32	Used	Non BMW Group (incl. Motorcycles)	Commercial	Sept - 18
327	June - 18	Mar - 17	38,982.54	38,982.54	20,803.51	18,179.03	New	2 Series	Commercial	Sept - 18
328	June - 18	Nov - 16	11,659.49	10,879.98	8,180.68	2,699.30	Used	1 Series	Commercial	Sept - 18
329	June - 18	Feb - 17	59,638.45	57,561.06	27,451.01	30,110.05	Used	X5 Series	Commercial	Sept - 18
330	June - 18	Mar - 15	15,739.18	14,359.05	13,286.97	1,072.08	New	1 Series	Private	Sept - 18
331	June - 18	June - 17	15,118.31	14,731.56	9,656.29	5,075.27	New	Other BMW Group	Commercial	Sept - 18
332	July - 18	Feb - 17	9,052.80	8,479.86	7,647.61	832.25	Used	MINI	Private	Oct - 18
333	July - 18	Mar - 17	15,313.68	14,307.17	12,872.79	1,478.44	Used	5 Series	Private	Oct - 18
334	Oct - 18	July - 15	1,971.95	201.26	69.03	132.23	Used	3 Series	Commercial	Oct - 18
335	July - 18	May - 14	14,901.11	13,229.46	5,748.71	7,480.75	Used	X3 Series	Commercial	Nov - 18
336	Aug - 18	Feb - 17	23,195.92	22,058.54	13,179.72	8,878.82	New	1 Series	Commercial	Nov - 18
337	Aug - 18	Mar - 17	11,986.15	10,957.18	6,438.78	4,518.40	Used	3 Series	Commercial	Nov - 18
338	Aug - 18	May - 17	39,153.99	37,763.60	27,626.95	10,136.65	Used	X5 Series	Commercial	Nov - 18
339	Aug - 18	June - 15	10,989.03	9,668.44	8,141.25	1,527.19	Used	X1 Series	Private	Nov - 18
340	Nov - 18	June - 15	12,502.56	141.10	-14.46	155.56	New	1 Series	Commercial	Nov - 18
341	Sept - 18	Mar - 17	17,009.38	13,744.14	11,997.82	1,746.32	Used	5 Series	Commercial	Dec - 18
342	Sept - 18	July - 15	40,884.88	35,768.54	26,832.32	8,936.22	New	5 Series	Private	Dec - 18
343	Sept - 18	Mar - 17	33,303.60	30,219.35	23,885.80	6,429.96	New	5 Series	Private	Dec - 18
344	Oct - 18	Aug - 15	26,890.77	24,307.82	12,779.87	11,527.95	New	3 Series	Commercial	Dec - 18
345	Oct - 18	May - 17	16,627.65	14,360.64	7,705.82	6,654.82	Used	5 Series	Commercial	Dec - 18
346	Oct - 18	May - 16	35,716.67	32,535.22	23,132.20	9,403.02	Used	7 Series	Commercial	Dec - 18
347	Oct - 18	May - 17	32,130.31	29,069.80	20,670.87	8,398.93	New	5 Series	Commercial	Dec - 18
348	Oct - 18	Sept - 16	27,162.94	24,516.57	15,336.62	9,179.95	Used	5 Series	Commercial	Dec - 18
349	Dec - 18	Feb - 16	52,362.56	199.51	139.42	60.09	New	4 Series	Commercial	Dec - 18
350	Sept - 18	May - 17	29,940.66	27,978.20	18,830.42	9,147.78	Used	5 Series	Commercial	Jan - 19
351	Oct - 18	Nov - 16	14,094.98	12,444.44	10,265.14	2,179.30	Used	1 Series	Commercial	Jan - 19
352	Oct - 18	May - 17	17,794.18	15,231.08	9,212.84	6,018.24	Used	1 Series	Commercial	Jan - 19
353	Oct - 18	Dec - 13	28,231.92	23,963.79	15,551.88	8,411.91	Used	X3 Series	Commercial	Jan - 19
354	Oct - 18	May - 14	18,857.56	15,632.97	13,045.17	2,587.80	Used	X6 Series	Commercial	Jan - 19
355	Nov - 18	May - 17	23,976.65	22,169.34	15,035.01	7,134.33	Used	3 Series	Private	Jan - 19
356	Jan - 18	June - 13	12,963.55	12,963.55	12,838.96	124.59	Used	5 Series	Private	Feb - 19
357	Oct - 18	Mar - 17	27,208.02	24,486.52	15,881.39	8,605.13	Used	3 Series	Private	Feb - 19
358	Nov - 18	Jan - 17	24,695.49	23,209.28	17,984.59	5,224.69	New	1 Series	Commercial	Feb - 19
359	Nov - 18	Jan - 17	37,185.72	35,751.27	24,960.95	10,790.32	New	5 Series	Commercial	Feb - 19
360	Nov - 18	Oct - 16	17,127.84	15,421.60	13,018.47	2,403.13	New	MINI	Commercial	Feb - 19



**Compartment German Auto Loans 7**  
**Monthly Investor Report**



Rolls-Royce  
 Motor Cars Limited

Reporting Date	Feb 11, 2021		
Payment Date	Feb 22, 2021		
Period No	40		
Monthly Period	Jan 31, 2021		
Interest Period	From	Jan 20, 2021	to Feb 22, 2021 = 33 days

**9. Defaulted Amount & Recovery Amount - Loan Level Data\***

	Month / Year of Default	Month / Year of Loan Origination	Principal Balance (Initial in EUR)	Principal Balance of Loan at Default (in EUR)	Recovery Total (in EUR)	Principal Balance End of Period (in EUR)	Object Type (new / used)	Vehicle Series	Customer Type (private / commercial)	Out of Deal (Month / Year)
361	Nov - 18	June - 17	25,054.02	22,203.66	15,337.91	6,865.75	Used	5 Series	Commercial	Feb - 19
362	Nov - 18	Feb - 17	26,810.80	24,057.63	15,577.71	8,479.92	Used	X1 Series	Private	Feb - 19
363	Nov - 18	Apr - 17	1,769.88	256.31	-185.31	441.62	Used	3 Series	Commercial	Mar - 19
364	Dec - 18	May - 17	10,863.71	9,177.49	7,516.89	1,660.60	Used	7 Series	Commercial	Mar - 19
365	Dec - 18	Apr - 17	9,612.87	8,549.13	6,574.47	1,974.66	Used	1 Series	Private	Mar - 19
366	Dec - 18	Apr - 17	17,434.18	16,592.95	6,661.62	9,931.33	Used	5 Series	Private	Apr - 19
367	Jan - 19	July - 16	31,651.71	29,112.21	20,503.88	8,608.33	New	2 Series	Private	Apr - 19
368	Jan - 19	May - 17	24,961.93	22,243.24	15,685.80	6,557.44	Used	4 Series	Private	Apr - 19
369	Jan - 19	June - 17	28,719.85	23,927.28	22,173.49	1,753.79	Used	X6 Series	Commercial	Apr - 19
370	Apr - 19	Mar - 17	16,731.38	10,160.71	8,008.37	2,152.34	Used	1 Series	Private	Apr - 19
371	Apr - 19	Feb - 17	12,540.62	9,541.35	1,695.36	7,845.99	Used	Non BMW Group (incl. Motorcycles)	Commercial	Apr - 19
372	Jan - 19	Oct - 15	16,578.95	16,446.30	14,782.11	1,664.19	New	3 Series	Private	May - 19
373	Feb - 19	Sept - 16	28,103.02	24,967.85	15,204.40	9,763.45	Used	5 Series	Private	May - 19
374	Feb - 19	Mar - 17	18,788.51	17,553.37	12,314.85	5,238.52	Used	3 Series	Private	June - 19
375	Feb - 19	Oct - 15	11,337.60	8,481.96	7,409.69	1,072.27	Used	1 Series	Private	June - 19
376	Mar - 19	Nov - 16	73,352.11	63,627.79	49,229.59	14,398.20	New	3 Series	Commercial	June - 19
377	June - 19	Dec - 16	59,832.04	36,100.18	28,381.89	7,718.29	Used	X6 Series	Commercial	June - 19
378	Feb - 19	Nov - 16	17,796.82	15,883.03	10,491.50	5,391.53	New	3 Series	Commercial	July - 19
379	Mar - 19	Mar - 17	84,148.63	72,738.57	44,784.56	27,954.01	New	X5 Series	Commercial	July - 19
380	Mar - 19	Nov - 15	15,878.54	12,487.51	10,659.60	1,827.91	Used	5 Series	Commercial	July - 19
381	Mar - 19	Oct - 15	10,072.52	7,998.19	7,780.33	217.86	Used	MINI	Private	July - 19
382	Mar - 19	Feb - 17	30,657.27	28,858.11	14,691.17	14,166.94	New	2 Series	Commercial	July - 19
383	Mar - 19	June - 17	10,558.38	8,288.29	7,661.49	626.80	Used	MINI	Private	July - 19
384	Mar - 19	Feb - 16	38,517.19	35,260.99	25,450.58	9,810.41	New	1 Series	Commercial	July - 19
385	Mar - 19	Mar - 17	19,314.80	17,451.16	12,220.77	5,230.39	New	1 Series	Commercial	July - 19
386	Mar - 19	Apr - 17	21,236.40	18,865.01	12,414.36	6,450.65	Used	Non BMW Group (incl. Motorcycles)	Commercial	July - 19
387	Mar - 19	Mar - 17	12,680.13	10,942.52	9,495.98	1,473.70	Used	1 Series	Private	July - 19
388	Apr - 19	Mar - 17	46,717.50	39,134.37	21,062.76	18,071.61	New	4 Series	Commercial	July - 19
389	Apr - 19	May - 17	28,372.04	24,026.08	17,824.69	6,201.39	Used	7 Series	Commercial	July - 19
390	May - 19	Mar - 16	15,689.13	13,076.27	10,659.13	2,417.14	Used	3 Series	Private	July - 19
391	May - 19	Oct - 16	10,901.05	9,462.32	6,968.92	2,493.40	Used	1 Series	Commercial	July - 19
392	July - 19	June - 17	46,684.35	20,827.35	2,386.59	18,440.76	New	2 Series	Commercial	July - 19
393	Apr - 19	Feb - 17	13,956.26	12,185.99	5,670.05	6,515.94	Used	3 Series	Private	Aug - 19
394	Apr - 19	Dec - 16	25,185.80	24,256.90	15,064.08	9,192.82	New	3 Series	Commercial	Aug - 19
395	May - 19	Apr - 14	13,800.42	8,807.20	7,134.46	1,672.74	Used	3 Series	Private	Aug - 19
396	May - 19	Apr - 17	30,779.68	25,869.83	20,481.58	5,388.25	New	5 Series	Commercial	Aug - 19

**Compartment German Auto Loans 7**  
**Monthly Investor Report**



Rolls-Royce  
Motor Cars Limited

Reporting Date	Feb 11, 2021		
Payment Date	Feb 22, 2021		
Period No	40		
Monthly Period	Jan 31, 2021		
Interest Period	From	Jan 20, 2021	to Feb 22, 2021 = 33 days

**9. Defaulted Amount & Recovery Amount - Loan Level Data\***

	Month / Year of Default	Month / Year of Loan Origination	Principal Balance (Initial in EUR)	Principal Balance of Loan at Default (in EUR)	Recovery Total (in EUR)	Principal Balance End of Period (in EUR)	Object Type (new / used)	Vehicle Series	Customer Type (private / commercial)	Out of Deal (Month / Year)
397	May - 19	Feb - 16	28,012.41	20,228.97	15,651.73	4,577.24	Used	X6 Series	Commercial	Aug - 19
398	May - 19	Sept - 16	26,068.39	22,258.71	14,482.22	7,776.49	Used	5 Series	Commercial	Aug - 19
399	May - 19	Jan - 16	40,309.50	33,056.88	21,454.01	11,602.87	Used	X5 Series	Commercial	Aug - 19
400	May - 19	June - 17	66,804.97	58,856.45	41,066.84	17,789.61	Used	7 Series	Commercial	Aug - 19
401	June - 19	Oct - 16	31,231.14	23,768.78	16,685.84	7,082.94	Used	X6 Series	Commercial	Aug - 19
402	Aug - 19	May - 14	10,475.55	1,538.77	685.08	853.69	Used	3 Series	Private	Aug - 19
403	Aug - 19	May - 17	3,112.86	162.91	43.92	118.99	Used	3 Series	Private	Aug - 19
404	Aug - 19	June - 16	30,075.03	25,988.97	2,411.43	23,577.54	Used	X1 Series	Commercial	Aug - 19
405	Apr - 19	Dec - 16	16,462.21	14,010.80	12,566.19	1,444.61	Used	Non BMW Group (incl. Motorcycles)	Commercial	Sept - 19
406	June - 19	June - 16	25,251.94	21,273.11	16,429.34	4,843.77	Used	3 Series	Private	Sept - 19
407	Sept - 19	Mar - 17	18,118.86	321.52	100.28	221.24	Used	1 Series	Private	Sept - 19
408	May - 19	Oct - 15	11,071.17	8,077.62	3,852.00	4,225.62	Used	1 Series	Commercial	Oct - 19
409	July - 19	Oct - 16	9,054.98	6,345.12	5,246.17	1,098.95	Used	MINI	Private	Oct - 19
410	Aug - 19	June - 16	48,849.03	40,745.65	17,826.44	22,919.21	Used	Non BMW Group (incl. Motorcycles)	Commercial	Nov - 19
411	Aug - 19	June - 16	17,485.31	14,910.11	9,964.33	4,945.78	New	1 Series	Private	Nov - 19
412	Aug - 19	Feb - 17	46,293.56	37,985.08	27,549.34	10,435.74	New	X3 Series	Private	Nov - 19
413	Aug - 19	June - 16	22,776.21	18,190.04	9,082.13	9,107.91	New	1 Series	Private	Nov - 19
414	Aug - 19	Jan - 16	11,783.36	10,348.91	8,002.93	2,345.98	Used	MINI	Commercial	Nov - 19
415	Aug - 19	Dec - 16	27,734.74	24,027.80	14,458.12	9,569.68	New	2 Series	Commercial	Nov - 19
416	Aug - 19	July - 16	45,985.30	36,923.54	23,455.72	13,467.82	New	X4 Series	Private	Nov - 19
417	Aug - 19	Feb - 17	20,893.79	16,824.98	11,893.25	4,931.73	Used	X3 Series	Commercial	Nov - 19
418	Sept - 19	May - 17	27,880.56	22,146.12	13,357.78	8,788.34	Used	5 Series	Commercial	Nov - 19
419	Aug - 19	Mar - 16	12,881.81	10,217.19	6,283.97	3,933.22	Used	1 Series	Private	Dec - 19
420	Sept - 19	June - 16	33,442.35	30,537.51	17,235.00	13,302.51	New	4 Series	Commercial	Dec - 19
421	Oct - 19	May - 17	12,810.32	8,034.00	5,601.78	2,432.22	Used	MINI	Commercial	Dec - 19
422	Dec - 19	Aug - 16	18,775.43	5,045.22	1,104.64	3,940.58	New	Other BMW Group	Commercial	Dec - 19
423	Oct - 19	Aug - 15	23,694.96	15,847.67	8,378.35	7,469.32	Used	7 Series	Commercial	Jan - 20
424	Oct - 19	Feb - 17	33,169.91	26,856.91	17,947.36	8,909.55	New	4 Series	Commercial	Jan - 20
425	Oct - 19	June - 17	70,897.70	57,588.32	32,293.20	25,295.12	New	X5 Series	Commercial	Jan - 20
426	Oct - 19	Apr - 17	35,353.65	29,838.86	20,038.90	9,799.96	Used	4 Series	Commercial	Jan - 20
427	Aug - 19	May - 15	23,898.62	18,664.42	12,583.24	6,081.18	Used	X5 Series	Commercial	Feb - 20
428	Nov - 19	Nov - 15	27,193.45	17,763.45	15,075.91	2,687.54	Used	5 Series	Private	Feb - 20
429	Nov - 19	June - 17	32,547.73	23,721.03	15,755.05	7,965.98	Used	X5 Series	Commercial	Feb - 20
430	Nov - 19	June - 17	64,668.73	52,483.52	43,914.79	8,568.73	New	6 Series	Commercial	Feb - 20
431	Nov - 19	Apr - 17	34,143.62	29,786.38	20,661.66	9,124.72	New	1 Series	Private	Feb - 20
432	Nov - 19	Mar - 17	18,896.93	15,574.40	11,534.68	4,039.72	New	Other BMW Group	Private	Feb - 20

**Compartment German Auto Loans 7**  
**Monthly Investor Report**



Rolls-Royce  
Motor Cars Limited

Reporting Date	Feb 11, 2021		
Payment Date	Feb 22, 2021		
Period No	40		
Monthly Period	Jan 31, 2021		
Interest Period	From	Jan 20, 2021	to Feb 22, 2021 = 33 days

**9. Defaulted Amount & Recovery Amount - Loan Level Data\***

	Month / Year of Default	Month / Year of Loan Origination	Principal Balance (Initial in EUR)	Principal Balance of Loan at Default (in EUR)	Recovery Total (in EUR)	Principal Balance End of Period (in EUR)	Object Type (new / used)	Vehicle Series	Customer Type (private / commercial)	Out of Deal (Month / Year)
433	Nov - 19	Aug - 15	32,909.93	18,112.47	14,383.65	3,728.82	New	Non BMW Group (incl. Motorcycles)	Commercial	Feb - 20
434	Dec - 19	June - 16	44,363.14	32,924.10	25,658.12	7,265.98	New	Z Series	Commercial	Mar - 20
435	Mar - 20	May - 17	21,233.88	12,755.77	11,844.22	911.55	Used	1 Series	Private	Mar - 20
436	Nov - 19	Oct - 16	33,627.12	28,569.98	20,496.71	8,073.27	New	3 Series	Private	Apr - 20
437	Dec - 19	June - 17	55,020.90	46,711.80	30,119.02	16,592.78	New	5 Series	Commercial	Apr - 20
438	Jan - 20	June - 17	24,726.20	18,143.63	12,619.91	5,523.72	Used	7 Series	Commercial	Apr - 20
439	Jan - 20	Mar - 17	41,230.37	32,987.13	18,604.52	14,382.61	Used	X6 Series	Commercial	Apr - 20
440	Jan - 20	May - 17	22,151.64	15,907.57	10,308.22	5,599.35	Used	7 Series	Private	Apr - 20
441	Feb - 20	June - 15	15,327.01	11,097.92	7,239.17	3,858.75	Used	3 Series	Commercial	Apr - 20
442	Apr - 20	Feb - 17	28,227.08	2,447.43	884.45	1,562.98	New	MINI	Private	Apr - 20
443	Apr - 20	Apr - 17	3,050.48	140.57	42.08	98.49	Used	Non BMW Group (incl. Motorcycles)	Private	Apr - 20
444	Aug - 19	Feb - 17	29,295.17	22,980.45	16,706.00	6,274.45	Used	X3 Series	Private	May - 20
445	Jan - 20	Sept - 16	36,559.95	32,055.51	29,281.51	2,774.00	New	3 Series	Private	May - 20
446	Mar - 20	Mar - 17	17,578.09	14,220.10	8,488.93	5,731.17	New	Other BMW Group	Commercial	May - 20
447	May - 20	Mar - 17	23,097.82	274.72	130.06	144.66	Used	4 Series	Commercial	May - 20
448	Feb - 20	July - 14	19,760.16	13,102.77	4,714.25	8,388.52	Used	5 Series	Private	June - 20
449	Apr - 20	Mar - 17	14,350.84	11,292.11	8,983.36	2,308.75	Used	1 Series	Commercial	June - 20
450	Apr - 20	Feb - 17	25,956.11	23,101.70	18,241.88	4,859.82	New	MINI	Private	June - 20
451	Apr - 20	Apr - 17	20,018.14	13,629.64	8,471.77	5,157.87	Used	5 Series	Private	June - 20
452	Apr - 20	June - 17	9,295.02	6,413.78	6,051.08	362.70	New	Non BMW Group (incl. Motorcycles)	Private	June - 20
453	Apr - 20	June - 17	27,055.92	17,759.50	15,414.27	2,345.23	Used	7 Series	Commercial	June - 20
454	May - 18	Feb - 17	10,502.59	9,919.52	8,640.52	1,279.00	Used	MINI	Private	July - 20
455	Sept - 19	Apr - 16	18,372.97	14,511.16	9,290.15	5,221.01	New	MINI	Commercial	July - 20
456	Oct - 19	Mar - 16	14,929.69	3,223.11	1,732.92	1,490.19	New	MINI	Commercial	July - 20
457	Nov - 19	Mar - 17	34,606.63	26,096.04	16,546.11	9,549.93	New	MINI	Private	July - 20
458	Apr - 20	Feb - 17	29,022.14	19,962.71	14,113.46	5,849.25	New	MINI	Commercial	July - 20
459	May - 20	Mar - 17	16,008.62	9,384.76	8,108.51	1,276.25	Used	X1 Series	Private	July - 20
460	May - 20	Feb - 17	24,440.47	21,358.28	15,577.43	5,780.85	New	X1 Series	Private	July - 20
461	May - 20	Mar - 17	42,469.62	28,453.77	18,686.79	9,766.98	New	X1 Series	Commercial	July - 20
462	July - 20	Apr - 17	8,278.45	0.00	-143.70	143.70	New	MINI	Private	July - 20
463	July - 19	June - 16	14,653.36	12,141.24	7,556.53	4,584.71	Used	1 Series	Private	Aug - 20
464	May - 20	Mar - 17	16,685.28	12,603.03	7,793.06	4,809.97	New	MINI	Private	Aug - 20
465	May - 20	Apr - 17	10,648.89	4,983.73	4,155.58	828.15	Used	3 Series	Private	Aug - 20
466	June - 20	Mar - 17	23,394.84	15,823.45	13,808.30	2,015.15	Used	5 Series	Private	Aug - 20
467	July - 20	Apr - 17	19,013.18	15,216.35	9,343.10	5,873.25	New	MINI	Commercial	Sept - 20
468	July - 20	Mar - 17	31,418.63	20,828.76	11,786.67	9,042.09	New	2 Series	Private	Sept - 20

**Compartment German Auto Loans 7**  
**Monthly Investor Report**



Rolls-Royce  
Motor Cars Limited

Reporting Date	Feb 11, 2021		
Payment Date	Feb 22, 2021		
Period No	40		
Monthly Period	Jan 31, 2021		
Interest Period	From	Jan 20, 2021	to Feb 22, 2021 = 33 days

**9. Defaulted Amount & Recovery Amount - Loan Level Data\***

	Month / Year of Default	Month / Year of Loan Origination	Principal Balance (Initial in EUR)	Principal Balance of Loan at Default (in EUR)	Recovery Total (in EUR)	Principal Balance End of Period (in EUR)	Object Type (new / used)	Vehicle Series	Customer Type (private / commercial)	Out of Deal (Month / Year)
469	July - 20	Apr - 17	22,922.63	19,377.30	12,102.66	7,274.64	New	MINI	Commercial	Sept - 20
470	July - 20	June - 17	36,025.29	24,540.12	21,976.95	2,563.17	Used	5 Series	Private	Oct - 20
471	Aug - 20	Sept - 16	29,555.68	20,781.09	12,869.82	7,911.27	Used	3 Series	Private	Oct - 20
472	Aug - 20	Apr - 17	10,770.35	7,203.98	5,275.48	1,928.50	Used	1 Series	Private	Nov - 20
473	Sept - 20	Mav - 17	15,055.23	8,091.63	4,252.19	3,839.44	Used	1 Series	Private	Dec - 20
474	Sept - 20	Aug - 16	24,562.71	16,958.72	14,559.86	2,398.86	Used	5 Series	Private	Dec - 20
475	Sept - 20	Mav - 17	32,365.65	23,765.80	17,727.97	6,037.83	Used	Non BMW Group (incl. Motorcycles)	Commercial	Dec - 20
476	Dec - 20	June - 17	26,579.32	692.27	-59.63	751.90	Used	3 Series	Private	Dec - 20
477	Mav - 20	Sept - 15	26,364.44	17,505.95	16,250.50	1,255.45	Used	X6 Series	Commercial	Jan - 21
478	Aug - 20	June - 17	18,199.47	10,915.17	9,498.61	1,416.56	Used	1 Series	Private	Jan - 21
479	Oct - 20	Aug - 16	27,022.72	18,749.67	17,851.72	897.95	Used	5 Series	Private	Jan - 21

\*Applicable only if loans have defaulted. Does not include defaulted amounts less than 10 EUR.

**Compartment German Auto Loans 7**  
**Monthly Investor Report**



Rolls-Royce  
Motor Cars Limited

Reporting Date	Feb 11, 2021		
Payment Date	Feb 22, 2021		
Period No	40		
Monthly Period	Jan 31, 2021		
Interest Period	From	Jan 20, 2021	to Feb 22, 2021 = 33 days

**10. Outstanding Note Balance**

<b>1. Note Balance</b>	<b>All Notes</b>	<b>Class A</b>	<b>Class B</b>
<b>Initial Note Information</b>			
ISIN code		XS1683494592	XS1683494915
Currency		EUR	EUR
Legal final maturity		Oct 2024	Oct 2024
Rating (Fitch / Moody's / S&P/DBRS)		AAA/Aaa/N/A/N/A	N/A/N/A/N/A/N/A
Initial notes aggregate principal outstanding balance in EUR	1,075,300,000.00	1,000,000,000.00	75,300,000.00
Nominal amount per note in EUR		100,000.00	100,000.00
Initial number of notes per class in EUR		10,000	753
<b>Current Note Information</b>			
Notes aggregate principal outstanding balance in EUR - BoP	77,783,536.99	2,483,536.99	75,300,000.00
Available distribution amount in EUR	12,967,503.18		
Redemption per class in EUR		2,483,536.99	10,403,777.82
Redemption per note in EUR		248.35	13,816.44
Notes aggregate principal outstanding balance in EUR - EoP	64,896,222.18	0.00	64,896,222.18
Current pool factor		0.00	0.86
<b>2. Payments to Investor per Note</b>		<b>Class A</b>	<b>Class B</b>
Interest Type		Floating Rate	Fixed Rate
Reference Rate		1M_EURIBOR	NONE
Actual Interest Rate		-0.567%	NONE
Spread		0.400%	NONE
Coupon		0.000%*	1.000%
Day count fraction		Actual/360	Actual/360
Interest days		33 days	33 days
Principal outstanding per note in EUR - BoP		248.35	100,000.00
Principal repayment per note in EUR		248.35	13,816.44
Principal outstanding per note in EUR - EoP		0.00	86,183.56
Interest payment per Note in EUR		0.00	91.67

\* rate is floored at 0.000%, the theoretical negative interest rate is -0.167%.

**Compartment German Auto Loans 7**  
**Monthly Investor Report**



Rolls-Royce  
 Motor Cars Limited

Reporting Date	Feb 11, 2021			
Payment Date	Feb 22, 2021			
Period No	40			
Monthly Period	Jan 31, 2021			
Interest Period	From	Jan 20, 2021	to	Feb 22, 2021 = 33 days

**10. Outstanding Note Balance**

<b>3. Credit Enhancement</b>	Initial Period (in EUR)	Initial CE (in %)	Current Period (in EUR)	Current CE (in %)
Class A	1,000,000,000.00	7.50	0.00	100.00
Class B	75,300,000.00	0.50	64,896,222.18	45.56
Cash Reserve (+ Overcollateralisation)		0.00	54,316,984.19	0.00

**4. Clean-Up Call Option**

If the aggregate outstanding principal balance has been reduced to less than 10% of the aggregate outstanding principal balance at the Issue Date, the seller will have the option under the receivables purchase Agreement to acquire all outstanding purchased receivables.

Aggregate outstanding principal balance at end of period (in EUR)	119,213,206.37
Clean-Up option exercisable	No

**Compartment German Auto Loans 7**  
**Monthly Investor Report**



Rolls-Royce  
Motor Cars Limited

Reporting Date	Feb 11, 2021			
Payment Date	Feb 22, 2021			
Period No	40			
Monthly Period	Jan 31, 2021			
Interest Period	From	Jan 20, 2021	to	Feb 22, 2021 = 33 days

**11. Original Principal Balance**

Initial Portfolio as of origination of contract

Group (in EUR) (by Original Principal Balance)	Original principal balance (in EUR)	Original Principal Balance (in % of total)	Number of Contracts	Number of Contracts (in % of total)
0.00 - 5,000.00	6,952,214.98	0.56	1,832	3.15
5.000,01 - 10.000,00	58,611,633.89	4.75	7,457	12.82
10.000,01 - 15.000,00	142,071,546.45	11.53	11,224	19.29
15.000,01 - 20.000,00	193,930,803.12	15.73	11,075	19.04
20.000,01 - 25.000,00	206,957,002.69	16.79	9,215	15.84
25.000,01 - 30.000,00	186,569,339.49	15.14	6,810	11.71
30.000,01 - 35.000,00	135,414,459.95	10.99	4,186	7.20
35.000,01 - 40.000,00	88,286,985.15	7.16	2,362	4.06
40.000,01 - 45.000,00	58,732,363.84	4.76	1,387	2.38
45.000,01 - 50.000,00	39,196,107.70	3.18	826	1.42
50.000,01 - 55.000,00	28,713,754.16	2.33	547	0.94
55.000,01 - 60.000,00	22,818,800.56	1.85	397	0.68
> 60.000,00	64,430,047.86	5.23	858	1.47
<b>Total</b>	<b>1,232,685,059.84</b>	<b>100.00</b>	<b>58,176</b>	<b>100.00</b>

Average:	21,188.89
Min:	1,000.00
Max:	268,086.77

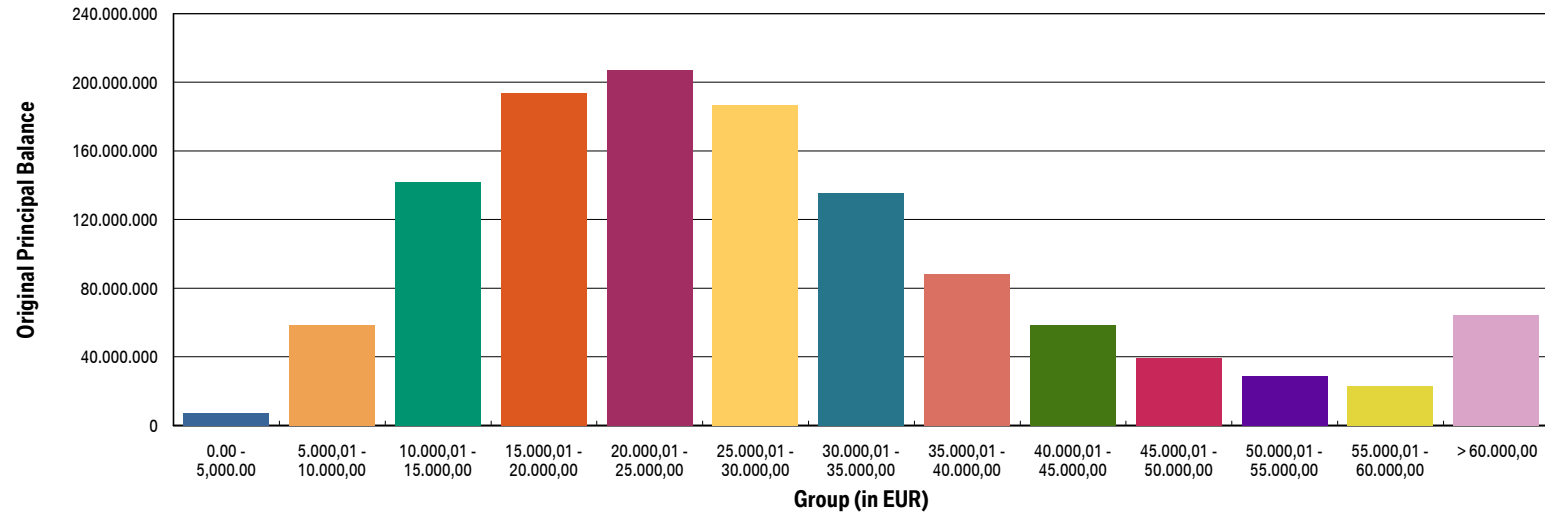
**Compartment German Auto Loans 7**  
**Monthly Investor Report**



Rolls-Royce  
 Motor Cars Limited

Reporting Date	Feb 11, 2021				
Payment Date	Feb 22, 2021				
Period No	40				
Monthly Period	Jan 31, 2021				
Interest Period	From	Jan 20, 2021	to	Feb 22, 2021	= 33 days

**11a. Original Principal Balance (graph)**





**Compartment German Auto Loans 7**  
**Monthly Investor Report**



Rolls-Royce  
Motor Cars Limited

Reporting Date	Feb 11, 2021			
Payment Date	Feb 22, 2021			
Period No	40			
Monthly Period	Jan 31, 2021			
Interest Period	From	Jan 20, 2021	to	Feb 22, 2021 = 33 days

**12. Aggregate Principal Balance**

Initial Portfolio

Group (in EUR)	Aggregate Principal Balance (in EUR)	Aggregate Principal Balance (in % of total)	Number of Contracts	Number of Contracts (in % of total)
0.00 - 5,000.00	13,572,816.24	1.26	4,004	6.88
5.000,01 - 10.000,00	75,260,397.46	7.00	9,826	16.89
10.000,01 - 15.000,00	153,093,033.88	14.24	12,241	21.04
15.000,01 - 20.000,00	186,664,077.90	17.36	10,717	18.42
20.000,01 - 25.000,00	185,595,994.12	17.26	8,295	14.26
25.000,01 - 30.000,00	148,704,876.29	13.83	5,446	9.36
30.000,01 - 35.000,00	100,939,663.59	9.39	3,135	5.39
35.000,01 - 40.000,00	62,681,849.04	5.83	1,683	2.89
40.000,01 - 45.000,00	40,143,393.57	3.73	951	1.63
45.000,01 - 50.000,00	29,364,008.53	2.73	620	1.07
50.000,01 - 55.000,00	21,734,531.84	2.02	415	0.71
55.000,01 - 60.000,00	16,627,329.18	1.55	290	0.50
> 60.000,00	40,917,913.69	3.81	553	0.95
<b>Total</b>	<b>1,075,299,885.33</b>	<b>100.00</b>	<b>58,176</b>	<b>100.00</b>

Average:	18,483.57
Min:	197.19
Max:	234,727.59

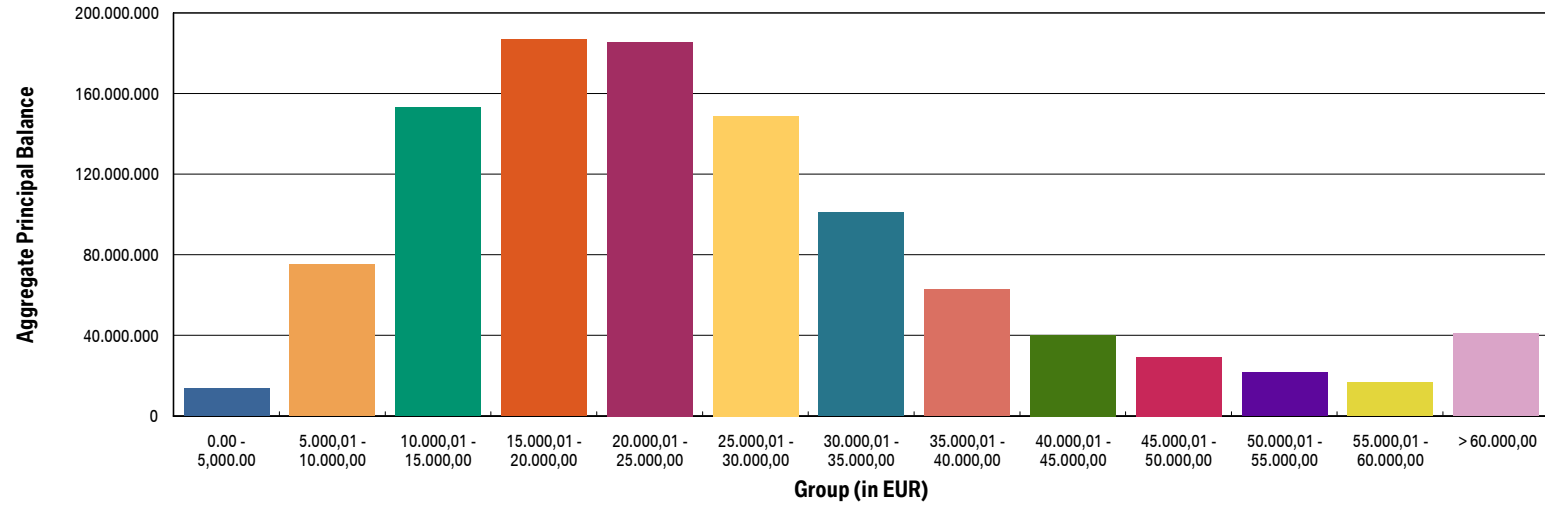
**Compartment German Auto Loans 7**  
**Monthly Investor Report**



Rolls-Royce  
Motor Cars Limited

Reporting Date	Feb 11, 2021			
Payment Date	Feb 22, 2021			
Period No	40			
Monthly Period	Jan 31, 2021			
Interest Period	From	Jan 20, 2021	to	Feb 22, 2021 = 33 days

**12a. Aggregate Principal Balance (graph)**



**Compartment German Auto Loans 7**  
**Monthly Investor Report**



Rolls-Royce  
Motor Cars Limited

Reporting Date	Feb 11, 2021			
Payment Date	Feb 22, 2021			
Period No	40			
Monthly Period	Jan 31, 2021			
Interest Period	From	Jan 20, 2021	to	Feb 22, 2021 = 33 days

**13. Aggregate Outstanding Principal Balance**

Portfolio as of: Jan 31, 2021

Group (in EUR)	Aggregate Outstanding Principal Balance (in EUR)	Aggregate Outstanding Principal Balance (in % of total)	Number of Contracts	Number of Contracts (in % of total)
0.00 - 5,000.00	5,410,124.09	4.54	3,704	30.86
5,000,01 - 10,000,00	21,003,241.10	17.62	2,771	23.09
10,000,01 - 15,000,00	33,968,317.98	28.49	2,734	22.78
15,000,01 - 20,000,00	27,961,105.15	23.45	1,628	13.56
20,000,01 - 25,000,00	14,599,857.62	12.25	662	5.52
25,000,01 - 30,000,00	6,582,620.14	5.52	240	2.00
30,000,01 - 35,000,00	4,820,951.79	4.04	149	1.24
35,000,01 - 40,000,00	2,375,303.01	1.99	64	0.53
40,000,01 - 45,000,00	841,193.79	0.71	20	0.17
45,000,01 - 50,000,00	430,809.12	0.36	9	0.07
50,000,01 - 55,000,00	681,632.65	0.57	13	0.11
55,000,01 - 60,000,00	344,293.49	0.29	6	0.05
> 60,000,00	193,756.44	0.16	3	0.02
<b>Total</b>	<b>119,213,206.37</b>	<b>100.00</b>	<b>12,003</b>	<b>100.00</b>

WA:	9,931.95
Min:	0.00
Max:	66,923.01

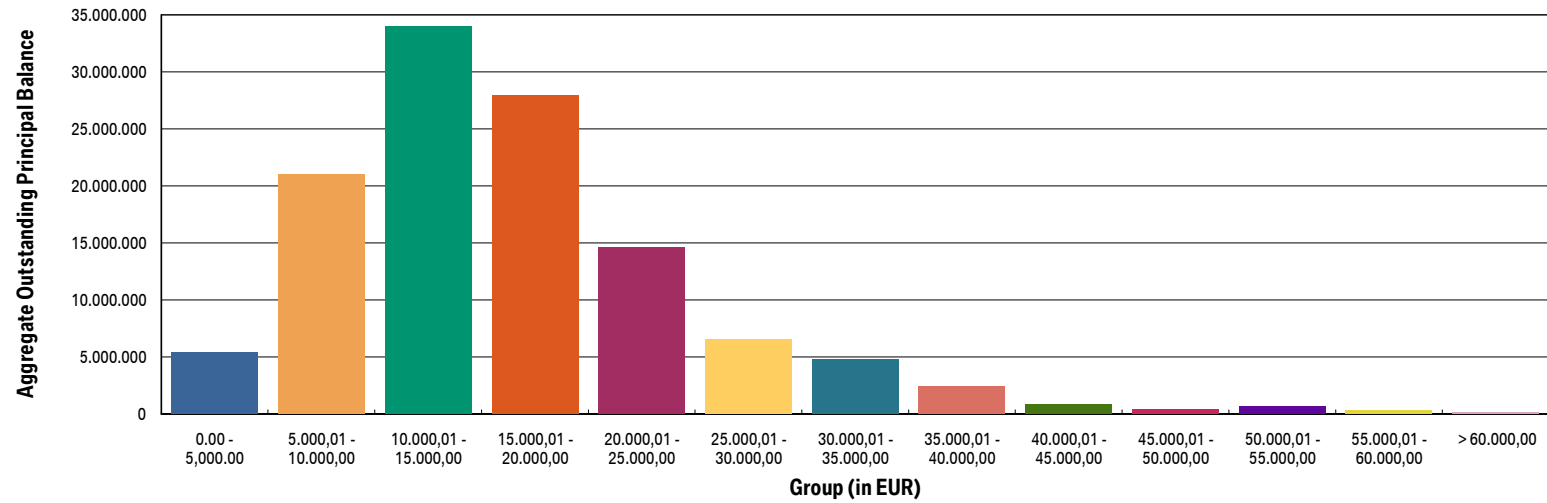
**Compartment German Auto Loans 7**  
**Monthly Investor Report**



Rolls-Royce  
 Motor Cars Limited

Reporting Date	Feb 11, 2021				
Payment Date	Feb 22, 2021				
Period No	40				
Monthly Period	Jan 31, 2021				
Interest Period	From	Jan 20, 2021	to	Feb 22, 2021	= 33 days

**13a. Aggregate Outstanding Principal Balance (graph)**



**Compartment German Auto Loans 7**  
**Monthly Investor Report**



Rolls-Royce  
Motor Cars Limited

Reporting Date	Feb 11, 2021				
Payment Date	Feb 22, 2021				
Period No	40				
Monthly Period	Jan 31, 2021				
Interest Period	From	Jan 20, 2021	to	Feb 22, 2021	= 33 days

**14. Down Payments**

Portfolio as of: Jan 31, 2021

Down Payment	Aggregate Outstanding Principal Balance (in EUR)	Aggregate Outstanding Principal Balance (in % of total)	Number of Contracts	Number of Contracts (in % of total)	Down Payment/ Purchase Price (in %)
No Down Payment	27,344,196.73	22.94	2,777	23.14	0.00
<=1000	2,499,251.95	2.10	326	2.72	4.37
1.000,01 - 2.000,00	7,059,685.78	5.92	834	6.95	8.28
2.000,01 - 3.000,00	8,320,242.33	6.98	963	8.02	11.93
3.000,01 - 4.000,00	8,655,055.53	7.26	982	8.18	15.49
4.000,01 - 5.000,00	12,736,502.80	10.68	1,283	10.69	17.66
5.000,01 - 6.000,00	7,608,269.55	6.38	759	6.32	19.92
6.000,01 - 7.000,00	6,858,205.50	5.75	658	5.48	22.17
7.000,01 - 8.000,00	6,516,759.92	5.47	592	4.93	23.60
8.000,01 - 9.000,00	3,088,885.05	2.59	295	2.46	25.50
9.000,01 - 10.000,00	10,264,498.38	8.61	898	7.48	26.80
10.000,01 - 11.000,00	2,118,969.81	1.78	184	1.53	27.45
11.000,01 - 12.000,00	2,614,188.27	2.19	236	1.97	30.37
12.000,01 - 13.000,00	1,840,416.53	1.54	162	1.35	29.59
13.000,01 - 14.000,00	1,349,455.47	1.13	130	1.08	33.34
14.000,01 - 15.000,00	3,756,114.60	3.15	322	2.68	34.80
> 15.000,00	6,582,508.17	5.52	602	5.02	39.43
<b>Total</b>	<b>119,213,206.37</b>	<b>100.00</b>	<b>12,003</b>	<b>100.00</b>	<b>16.49</b>

Minimum Down Payment:	100.00
Maximum Down Payment:	93,505.30
Average Down Payment:	5,444.96
Average Down Payment (customers that made a Down Payment):	7,083.88

**Compartment German Auto Loans 7**  
**Monthly Investor Report**



Rolls-Royce  
Motor Cars Limited

Reporting Date	Feb 11, 2021			
Payment Date	Feb 22, 2021			
Period No	40			
Monthly Period	Jan 31, 2021			
Interest Period	From	Jan 20, 2021	to	Feb 22, 2021 = 33 days

**15. Borrower Concentration**

Portfolio as of: Jan 31, 2021

Borrower (Top 20)	Aggregate Outstanding Principal Balance (in EUR)	Aggregate Outstanding Principal Balance (in % of total)	Number of Contracts	Number of Contracts (in % of total)
1	66,923.01	0.06	1	0.01
2	65,644.40	0.06	2	0.02
3	64,043.62	0.05	1	0.01
4	63,465.95	0.05	3	0.02
5	62,789.81	0.05	1	0.01
6	60,618.13	0.05	3	0.02
7	58,616.50	0.05	1	0.01
8	58,408.55	0.05	1	0.01
9	58,066.10	0.05	1	0.01
10	57,662.07	0.05	2	0.02
11	57,329.93	0.05	1	0.01
12	56,461.02	0.05	1	0.01
13	55,702.02	0.05	2	0.02
14	55,411.39	0.05	1	0.01
15	54,949.18	0.05	1	0.01
16	54,649.23	0.05	1	0.01
17	54,452.03	0.05	2	0.02
18	54,039.79	0.05	1	0.01
19	53,898.54	0.05	1	0.01
20	53,610.60	0.04	1	0.01
<b>Total</b>	<b>1,166,741.87</b>	<b>0.98</b>	<b>28</b>	<b>0.23</b>
<b>Total Portfolio Balance</b>	<b>119,213,206.37</b>			

**Compartment German Auto Loans 7**  
**Monthly Investor Report**



Rolls-Royce  
Motor Cars Limited

Reporting Date	Feb 11, 2021			
Payment Date	Feb 22, 2021			
Period No	40			
Monthly Period	Jan 31, 2021			
Interest Period	From	Jan 20, 2021	to	Feb 22, 2021 = 33 days

**16. Geographical Distribution**

Initial Portfolio

Post code area	Aggregate Principal Balance (in EUR)	Aggregate Principal Balance (in % of total)	Number of Contracts	Number of contracts (in % of total)
post code area 0	60,077,202.26	5.59	3,214	5.52
post code area 1	61,378,550.20	5.71	3,176	5.46
post code area 2	99,202,184.48	9.23	5,354	9.20
post code area 3	101,570,427.34	9.45	5,572	9.58
post code area 4	123,361,453.69	11.47	6,787	11.67
post code area 5	116,364,864.70	10.82	6,367	10.94
post code area 6	135,978,558.12	12.65	7,314	12.57
post code area 7	133,996,727.10	12.46	7,441	12.79
post code area 8	145,662,142.02	13.55	7,666	13.18
post code area 9	97,707,775.42	9.09	5,285	9.08
<b>Total</b>	<b>1,075,299,885.33</b>	<b>100.00</b>	<b>58,176</b>	<b>100.00</b>

**Compartment German Auto Loans 7**  
**Monthly Investor Report**



Rolls-Royce  
 Motor Cars Limited

Reporting Date	Feb 11, 2021			
Payment Date	Feb 22, 2021			
Period No	40			
Monthly Period	Jan 31, 2021			
Interest Period	From	Jan 20, 2021	to	Feb 22, 2021 = 33 days

**16. Geographical Distribution**

Portfolio as of: Jan 31, 2021

Post code area	Aggregate Outstanding Principal Balance (in EUR)	Aggregate Outstanding Principal Balance (in % of total)	Number of Contracts	Number of Contracts (in % of total)
post code area 0	6,858,191.30	5.75	711	5.92
post code area 1	7,205,099.43	6.04	721	6.01
post code area 2	10,922,083.76	9.16	1,108	9.23
post code area 3	12,275,256.73	10.30	1,207	10.06
post code area 4	12,703,626.91	10.66	1,272	10.60
post code area 5	12,292,800.42	10.31	1,282	10.68
post code area 6	15,529,256.01	13.03	1,641	13.67
post code area 7	14,657,977.18	12.30	1,525	12.71
post code area 8	15,657,590.58	13.13	1,445	12.04
post code area 9	11,050,003.19	9.27	1,077	8.97
post code area Others	61,320.86	0.05	14	0.12
<b>Total</b>	<b>119,213,206.37</b>	<b>100.00</b>	<b>12,003</b>	<b>100.00</b>



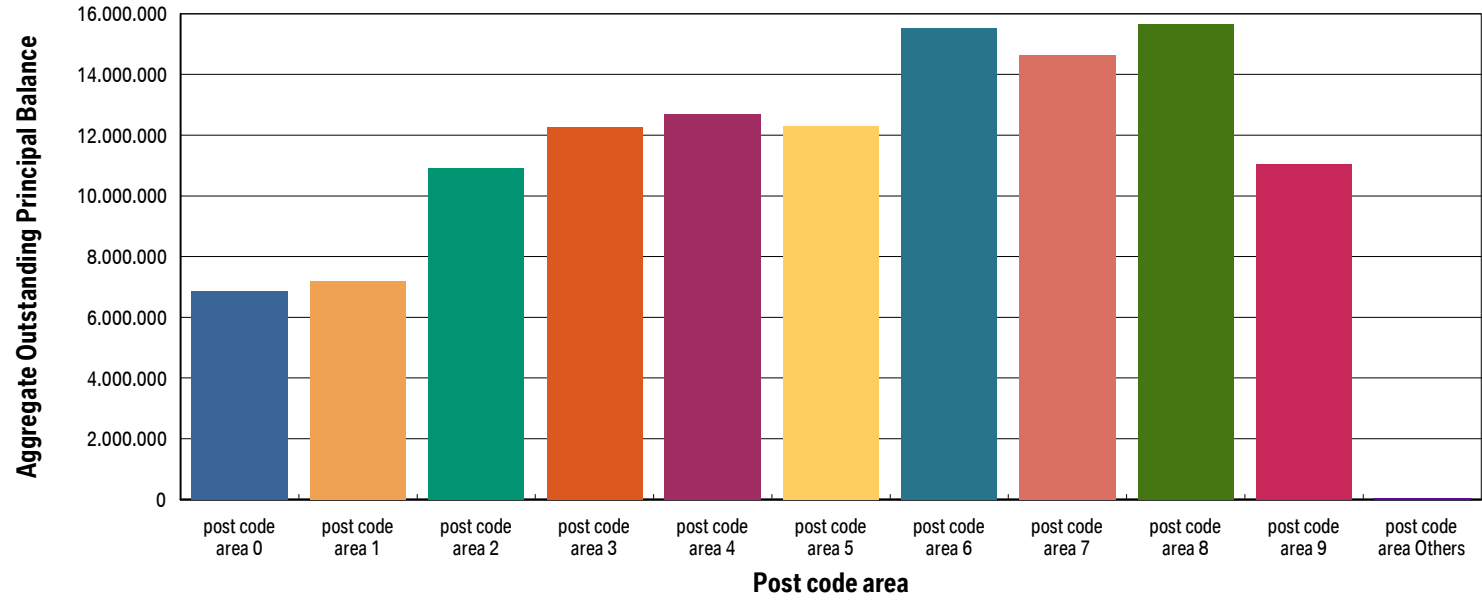
**Compartment German Auto Loans 7**  
**Monthly Investor Report**



Rolls-Royce  
 Motor Cars Limited

Reporting Date	Feb 11, 2021			
Payment Date	Feb 22, 2021			
Period No	40			
Monthly Period	Jan 31, 2021			
Interest Period	From	Jan 20, 2021	to	Feb 22, 2021 = 33 days

**16a. Geographical Distribution (graph)**



**Compartment German Auto Loans 7**  
**Monthly Investor Report**



Rolls-Royce  
Motor Cars Limited

Reporting Date	Feb 11, 2021			
Payment Date	Feb 22, 2021			
Period No	40			
Monthly Period	Jan 31, 2021			
Interest Period	From	Jan 20, 2021	to	Feb 22, 2021 = 33 days

**17. Car Type & Customer Group**

Initial Portfolio

Car Type	Aggregate Principal Balance (in EUR)	Aggregate Principal Balance (in % of total)	Number of Contracts	Number of Contracts (in % of total)
New	501,846,144.20	46.67	21,173	36.39
Used	573,453,741.13	53.33	37,003	63.61
<b>Total</b>	<b>1,075,299,885.33</b>	<b>100.00</b>	<b>58,176</b>	<b>100.00</b>

Customer Group	Aggregate Principal Balance (in EUR)	Aggregate Principal Balance (in % of total)	Number of Contracts	Number of Contracts (in % of total)
Commercial	284,006,070.70	26.41	11,469	19.71
Private Individual	791,293,814.63	73.59	46,707	80.29
<b>Total</b>	<b>1,075,299,885.33</b>	<b>100.00</b>	<b>58,176</b>	<b>100.00</b>

**Compartment German Auto Loans 7**  
**Monthly Investor Report**



Rolls-Royce  
Motor Cars Limited

Reporting Date	Feb 11, 2021			
Payment Date	Feb 22, 2021			
Period No	40			
Monthly Period	Jan 31, 2021			
Interest Period	From	Jan 20, 2021	to	Feb 22, 2021 = 33 days

**17. Car Type & Customer Group**

Portfolio as of: Jan 31, 2021

Car Type	Aggregate Outstanding Principal Balance (in EUR)	Aggregate Outstanding Principal Balance (in % of total)	Number of Contracts	Number of Contracts (in % of total)
New	40,447,553.94	33.93	3,036	25.29
Used	78,765,652.43	66.07	8,967	74.71
<b>Total</b>	<b>119,213,206.37</b>	<b>100.00</b>	<b>12,003</b>	<b>100.00</b>

Customer Group	Aggregate Outstanding Principal Balance (in EUR)	Aggregate Outstanding Principal Balance (in % of total)	Number of Contracts	Number of Contracts (in % of total)
Commercial	23,087,170.16	19.37	1,769	14.74
Private Individual	96,126,036.21	80.63	10,234	85.26
<b>Total</b>	<b>119,213,206.37</b>	<b>100.00</b>	<b>12,003</b>	<b>100.00</b>

**Compartment German Auto Loans 7**  
**Monthly Investor Report**



Rolls-Royce  
Motor Cars Limited

Reporting Date	Feb 11, 2021			
Payment Date	Feb 22, 2021			
Period No	40			
Monthly Period	Jan 31, 2021			
Interest Period	From	Jan 20, 2021	to	Feb 22, 2021 = 33 days

**18. Delinquencies**

Initial Portfolio

Days past due	Aggregate Principal Balance (in EUR)	Aggregate Principal Balance (in % of total)	Number of Contracts	Number of Contracts (in % of total)
1 - 30	0.00	0.00	0	0.00
31 - 60	0.00	0.00	0	0.00
61 - 90	0.00	0.00	0	0.00
91 - 120	0.00	0.00	0	0.00
> 120	0.00	0.00	0	0.00
<b>Total</b>	<b>0.00</b>	<b>0.00</b>	<b>0</b>	<b>0.00</b>

Portfolio as of: Jan 31, 2021

Days past due	Aggregate Outstanding Principal Balance (in EUR)	Aggregate Outstanding Principal Balance (in % of total)	Number of Contracts	Number of Contracts (in % of total)
1 - 30	947,384.78	0.79	83	0.69
31 - 60	262,698.79	0.22	24	0.20
61 - 90	184,160.01	0.15	11	0.09
91 - 120	15,292.65	0.01	2	0.02
> 120	140,391.36	0.12	8	0.07
<b>Total</b>	<b>1,549,927.59</b>	<b>1.30</b>	<b>128</b>	<b>1.07</b>

**Compartment German Auto Loans 7**  
**Monthly Investor Report**



Rolls-Royce  
Motor Cars Limited

Reporting Date	Feb 11, 2021				
Payment Date	Feb 22, 2021				
Period No	40				
Monthly Period	Jan 31, 2021				
Interest Period	From	Jan 20, 2021	to	Feb 22, 2021	= 33 days

**18a. Delinquencies Analysis**

Monthly Period	Performing (in EUR)	31-60 days past due (in EUR)	61-90 days past due (in EUR)	91-120 days past due (in EUR)	>120 days past due (in EUR)
Oct - 17	1,050,705,316.43	0.00	0.00	0.00	0.00
Nov - 17	1,024,400,687.00	192,605.04	0.00	0.00	0.00
Dec - 17	994,995,004.32	924,546.79	74,589.12	0.00	0.00
Jan - 18	967,039,862.05	609,321.06	249,539.42	58,937.12	0.00
Feb - 18	939,480,701.57	527,925.95	350,062.12	129,524.32	45,173.29
Mar - 18	909,459,592.01	844,387.70	306,429.44	188,178.73	51,962.92
Apr - 18	880,385,742.71	948,893.29	465,398.59	183,285.00	149,370.46
May - 18	851,220,379.52	768,015.21	513,851.38	176,262.87	244,841.49
June - 18	820,868,759.17	983,559.09	422,702.52	148,729.00	272,684.25
July - 18	791,711,739.10	981,002.42	475,749.51	275,931.77	209,660.15
Aug - 18	762,653,455.53	851,073.11	393,850.09	300,060.55	254,696.92
Sept - 18	735,242,693.68	976,564.38	422,766.97	150,407.63	321,575.14
Oct - 18	709,563,908.67	944,623.05	216,988.99	180,202.51	270,475.37
Nov - 18	682,970,347.84	1,112,844.03	353,339.59	172,553.25	324,440.76
Dec - 18	658,215,228.09	1,464,242.56	569,361.12	193,833.73	257,123.80
Jan - 19	633,469,483.87	1,236,037.19	526,687.30	366,500.42	209,609.51
Feb - 19	606,735,080.88	1,258,706.88	494,435.22	214,387.92	313,376.45
Mar - 19	578,743,094.83	1,276,750.88	451,844.04	210,034.76	408,688.70
Apr - 19	551,926,441.66	847,997.50	454,220.73	315,395.88	337,849.50
May - 19	525,348,620.82	1,175,322.49	297,932.42	319,233.42	469,638.82
June - 19	501,574,021.25	982,128.55	473,034.62	130,525.86	496,427.56
July - 19	476,045,287.77	1,128,646.94	392,491.13	285,822.50	449,120.42
Aug - 19	453,357,431.89	1,235,365.63	393,668.94	285,083.51	441,191.65
Sept - 19	433,173,823.75	959,263.23	409,410.71	219,661.75	379,844.73
Oct - 19	411,183,880.29	851,013.17	301,943.34	237,112.46	412,931.70
Nov - 19	389,725,299.35	887,958.02	318,282.07	102,628.69	375,822.24
Dec - 19	367,952,983.08	779,803.60	377,026.15	255,586.58	296,514.19
Jan - 20	347,818,666.88	894,926.13	325,572.66	141,191.09	301,565.22

**Compartment German Auto Loans 7**  
**Monthly Investor Report**



Rolls-Royce  
 Motor Cars Limited

Reporting Date	Feb 11, 2021				
Payment Date	Feb 22, 2021				
Period No	40				
Monthly Period	Jan 31, 2021				
Interest Period	From	Jan 20, 2021	to	Feb 22, 2021	= 33 days

**18a. Delinquencies Analysis**

Monthly Period	Performing (in EUR)	31-60 days past due (in EUR)	61-90 days past due (in EUR)	91-120 days past due (in EUR)	>120 days past due (in EUR)
Feb - 20	318,846,258.00	588,464.39	276,632.53	235,192.00	221,859.51
Mar - 20	280,835,862.04	820,958.72	230,956.17	168,119.50	290,858.82
Apr - 20	245,130,715.29	2,047,069.73	399,853.58	119,044.84	390,520.06
May - 20	210,691,056.06	1,775,150.28	966,032.61	209,360.86	231,215.13
June - 20	180,577,865.50	1,301,361.45	1,005,335.03	597,187.61	196,869.39
July - 20	167,159,816.95	1,151,325.33	566,833.75	473,991.89	464,492.88
Aug - 20	158,555,152.49	541,758.24	443,727.26	368,744.87	504,435.00
Sept - 20	150,979,977.27	394,449.91	187,371.88	276,876.97	464,529.74
Oct - 20	142,568,794.75	361,870.32	178,249.26	113,030.95	379,521.78
Nov - 20	134,203,700.94	480,873.96	126,206.93	93,930.97	246,653.87
Dec - 20	125,791,417.19	370,889.97	188,021.24	54,665.12	184,082.58
Jan - 21	118,610,663.56	262,698.79	184,160.01	15,292.65	140,391.36

**Compartment German Auto Loans 7**  
**Monthly Investor Report**



Rolls-Royce  
 Motor Cars Limited

Reporting Date	Feb 11, 2021			
Payment Date	Feb 22, 2021			
Period No	40			
Monthly Period	Jan 31, 2021			
Interest Period	From	Jan 20, 2021	to	Feb 22, 2021 = 33 days

**19. Seasoning**

Initial Portfolio

Group (in months)	Aggregate Principal Balance (in EUR)	Aggregate Principal Balance (in % of total)	Number of Contracts	Number of Contracts (in % of total)
<= 6	576,370,179.60	53.60	29,246	50.27
> 6 - <= 12	222,745,645.89	20.71	11,596	19.93
> 12 - <= 24	186,842,759.18	17.38	10,877	18.70
> 24 - <= 36	73,724,365.83	6.86	5,112	8.79
> 36 - <= 42	8,286,360.63	0.77	699	1.20
> 42 - <= 48	4,269,898.26	0.40	360	0.62
> 48 - <= 53	1,983,410.97	0.18	178	0.31
> 53	1,077,264.97	0.10	108	0.19
<b>Total</b>	<b>1,075,299,885.33</b>	<b>100.00</b>	<b>58,176</b>	<b>100.00</b>

WA Seasoning (in months):	9.82
Min (in months):	3.00
Max (in months):	63.00

**Compartment German Auto Loans 7**  
**Monthly Investor Report**



Rolls-Royce  
 Motor Cars Limited

Reporting Date	Feb 11, 2021			
Payment Date	Feb 22, 2021			
Period No	40			
Monthly Period	Jan 31, 2021			
Interest Period	From	Jan 20, 2021	to	Feb 22, 2021 = 33 days

**19. Seasoning**

Portfolio as of: Jan 31, 2021

Group (in months)	Aggregate Outstanding Principal Balance (in EUR)	Aggregate Outstanding Principal Balance (in % of total)	Number of Contracts	Number of Contracts (in % of total)
<= 6	0.00	0.00	0	0.00
> 6 - <= 12	0.00	0.00	0	0.00
> 12 - <= 24	0.00	0.00	0	0.00
> 24 - <= 36	0.00	0.00	0	0.00
> 36 - <= 42	0.00	0.00	0	0.00
> 42 - <= 48	106,298,002.90	89.17	9,982	83.16
> 48 - <= 53	6,162,734.90	5.17	888	7.40
> 53	6,752,468.57	5.66	1,133	9.44
<b>Total</b>	<b>119,213,206.37</b>	<b>100.00</b>	<b>12,003</b>	<b>100.00</b>

WA Seasoning (in months):	45.90
Min (in months):	43.00
Max (in months):	98.00



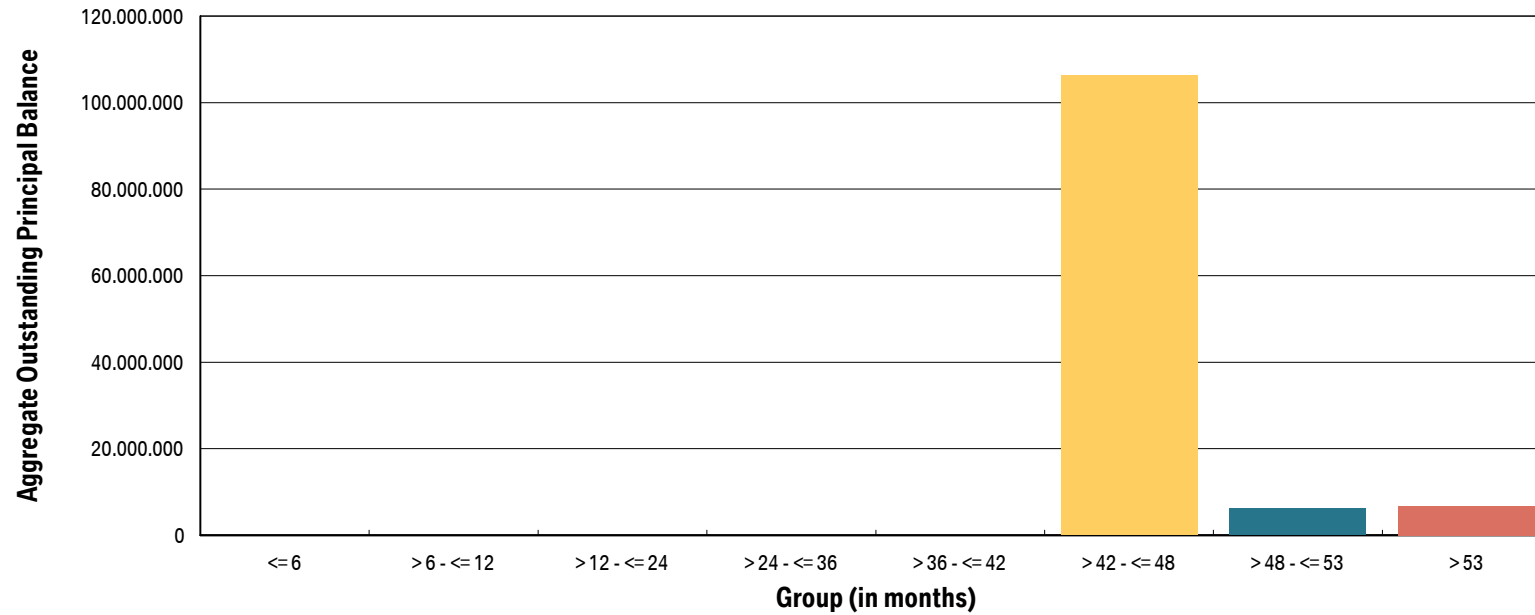
**Compartment German Auto Loans 7**  
**Monthly Investor Report**



Rolls-Royce  
 Motor Cars Limited

Reporting Date	Feb 11, 2021				
Payment Date	Feb 22, 2021				
Period No	40				
Monthly Period	Jan 31, 2021				
Interest Period	From	Jan 20, 2021	to	Feb 22, 2021	= 33 days

**19a. Seasoning (graph)**



**Compartment German Auto Loans 7**  
**Monthly Investor Report**



Rolls-Royce  
Motor Cars Limited

Reporting Date	Feb 11, 2021			
Payment Date	Feb 22, 2021			
Period No	40			
Monthly Period	Jan 31, 2021			
Interest Period	From	Jan 20, 2021	to	Feb 22, 2021 = 33 days

**20. Remaining Term**

Initial Portfolio

Group (in months)	Aggregate Principal Balance (in EUR)	Aggregate Principal Balance (in % of total)	Number of Contracts	Number of Contracts (in % of total)
<= 6	20,139,249.55	1.87	1,845	3.17
> 6 - <= 12	50,536,528.09	4.70	3,933	6.76
> 12 - <= 24	171,299,952.34	15.93	11,654	20.03
> 24 - <= 36	388,304,361.55	36.11	20,241	34.79
> 36 - <= 42	130,449,406.13	12.13	6,507	11.19
> 42 - <= 48	156,183,577.11	14.52	7,315	12.57
> 48 - <= 53	40,426,095.56	3.76	1,793	3.08
> 53	117,960,715.00	10.97	4,888	8.40
<b>Total</b>	<b>1,075,299,885.33</b>	<b>100.00</b>	<b>58,176</b>	<b>100.00</b>

WA Remaining Term (in months):	34.05
Min (in months):	3.00
Max (in months):	60.00

**Compartment German Auto Loans 7**  
**Monthly Investor Report**



Rolls-Royce  
 Motor Cars Limited

Reporting Date	Feb 11, 2021			
Payment Date	Feb 22, 2021			
Period No	40			
Monthly Period	Jan 31, 2021			
Interest Period	From	Jan 20, 2021	to	Feb 22, 2021 = 33 days

**20. Remaining Term**

Portfolio as of: Jan 31, 2021

Group (in months)	Aggregate Outstanding Principal Balance (in EUR)	Aggregate Outstanding Principal Balance (in % of total)	Number of Contracts	Number of Contracts (in % of total)
<= 6	67,226,136.89	56.39	8,244	68.68
> 6 - <= 12	7,258,912.93	6.09	600	5.00
> 12 - <= 24	44,728,156.55	37.52	3,159	26.32
> 24 - <= 36	0.00	0.00	0	0.00
> 36 - <= 42	0.00	0.00	0	0.00
> 42 - <= 48	0.00	0.00	0	0.00
> 48 - <= 53	0.00	0.00	0	0.00
> 53	0.00	0.00	0	0.00
<b>Total</b>	<b>119,213,206.37</b>	<b>100.00</b>	<b>12,003</b>	<b>100.00</b>

WA Remaining Term (in months):	8.00
Min (in months):	0.00
Max (in months):	19.00

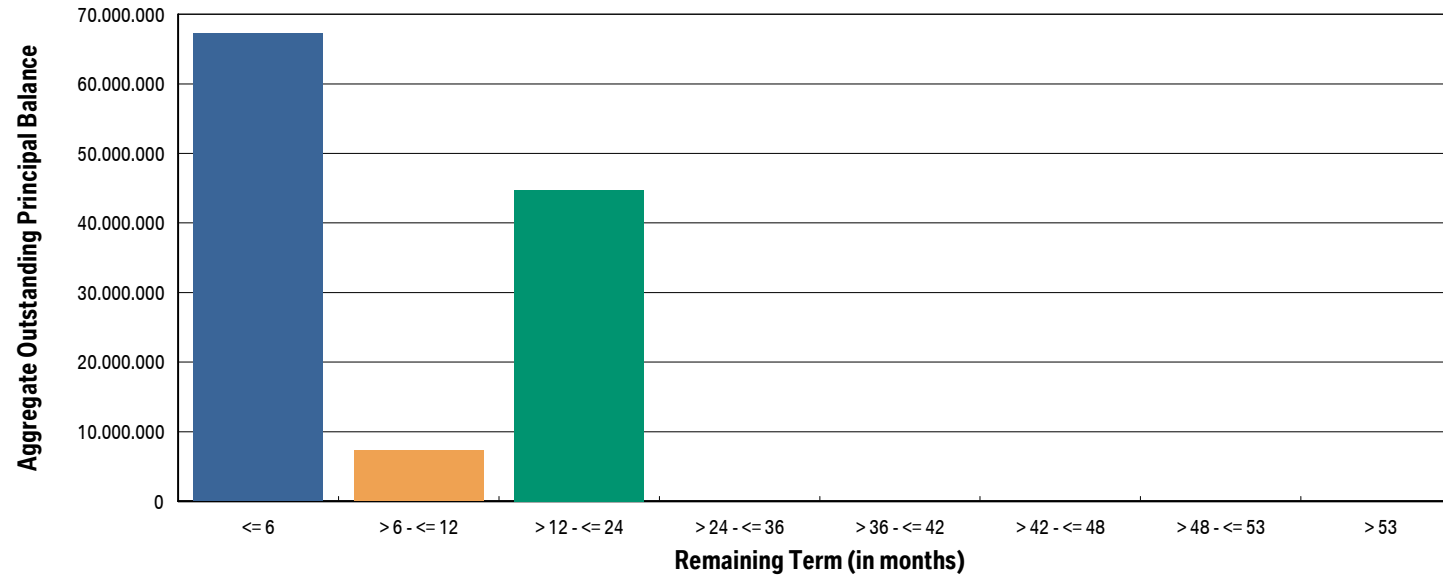
**Compartment German Auto Loans 7**  
**Monthly Investor Report**



Rolls-Royce  
 Motor Cars Limited

Reporting Date	Feb 11, 2021				
Payment Date	Feb 22, 2021				
Period No	40				
Monthly Period	Jan 31, 2021				
Interest Period	From	Jan 20, 2021	to	Feb 22, 2021	= 33 days

**20a. Remaining Term (graph)**



**Compartment German Auto Loans 7**  
**Monthly Investor Report**



Rolls-Royce  
Motor Cars Limited

Reporting Date	Feb 11, 2021			
Payment Date	Feb 22, 2021			
Period No	40			
Monthly Period	Jan 31, 2021			
Interest Period	From	Jan 20, 2021	to	Feb 22, 2021 = 33 days

**21. Original Term**

Initial Portfolio

Group (in months)	Aggregate Principal Balance (in EUR)	Aggregate Principal Balance (in % of total)	Number of Contracts	Number of Contracts (in % of total)
<= 6	0.00	0.00	0	0.00
> 6 - <= 12	741,642.57	0.07	269	0.46
> 12 - <= 24	41,782,594.85	3.89	4,381	7.53
> 24 - <= 36	508,474,086.15	47.29	27,485	47.24
> 36 - <= 42	5,442,641.12	0.51	386	0.66
> 42 - <= 48	285,160,953.22	26.52	14,779	25.40
> 48 - <= 53	773,733.14	0.07	51	0.09
> 53	232,924,234.28	21.66	10,825	18.61
<b>Total</b>	<b>1,075,299,885.33</b>	<b>100.00</b>	<b>58,176</b>	<b>100.00</b>

WA Original Term (in months):	43.87
Min (in months):	7.00
Max (in months):	120.00

**Compartment German Auto Loans 7**  
**Monthly Investor Report**



Rolls-Royce  
 Motor Cars Limited

Reporting Date	Feb 11, 2021			
Payment Date	Feb 22, 2021			
Period No	40			
Monthly Period	Jan 31, 2021			
Interest Period	From	Jan 20, 2021	to	Feb 22, 2021 = 33 days

**21. Original Term**

Portfolio as of: Jan 31, 2021

Group (in months)	Aggregate Outstanding Principal Balance (in EUR)	Aggregate Outstanding Principal Balance (in % of total)	Number of Contracts	Number of Contracts (in % of total)
<= 6	0.00	0.00	0	0.00
> 6 - <= 12	0.00	0.00	0	0.00
> 12 - <= 24	14,687.93	0.01	31	0.26
> 24 - <= 36	552,392.69	0.46	498	4.15
> 36 - <= 42	13,097.88	0.01	36	0.30
> 42 - <= 48	59,898,126.67	50.24	6,467	53.88
> 48 - <= 53	121,806.18	0.10	22	0.18
> 53	58,613,095.02	49.17	4,949	41.23
<b>Total</b>	<b>119,213,206.37</b>	<b>100.00</b>	<b>12,003</b>	<b>100.00</b>

WA Original Term (in months):	53.82
Min (in months):	18.00
Max (in months):	96.00

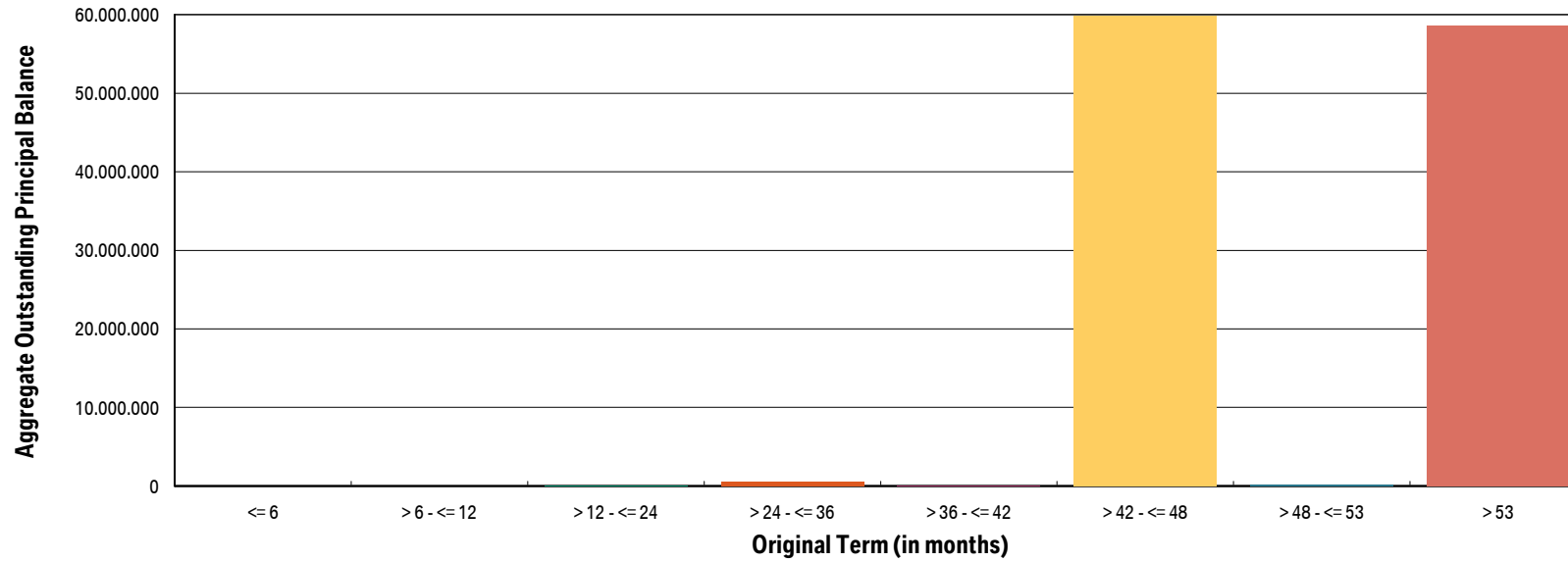
**Compartment German Auto Loans 7**  
**Monthly Investor Report**



Rolls-Royce  
 Motor Cars Limited

Reporting Date	Feb 11, 2021				
Payment Date	Feb 22, 2021				
Period No	40				
Monthly Period	Jan 31, 2021				
Interest Period	From	Jan 20, 2021	to	Feb 22, 2021	= 33 days

**21a. Original Term (graph)**



**Compartment German Auto Loans 7**  
**Monthly Investor Report**



Rolls-Royce  
Motor Cars Limited

Reporting Date	Feb 11, 2021			
Payment Date	Feb 22, 2021			
Period No	40			
Monthly Period	Jan 31, 2021			
Interest Period	From	Jan 20, 2021	to	Feb 22, 2021 = 33 days

**22. Vehicle Class**

Initial Portfolio

Group	Aggregate Principal Balance (in EUR)	Aggregate Principal Balance (in % of total)	Number of Contracts	Number of Contracts (in % of total)
BMW 1 Series	124,156,707.04	11.55	9,479	16.29
BMW 2 Series	102,433,319.71	9.53	4,414	7.59
BMW 3 Series	161,594,042.71	15.03	9,553	16.42
BMW 4 Series	57,511,545.30	5.35	1,757	3.02
BMW 5 Series	154,036,449.18	14.32	7,004	12.04
BMW 6 Series	13,627,445.82	1.27	365	0.63
BMW 7 Series	17,876,857.30	1.66	590	1.01
BMW X1 Series	77,679,575.16	7.22	4,206	7.23
BMW X3 Series	62,911,891.13	5.85	2,830	4.86
BMW X4 Series	14,559,594.63	1.35	378	0.65
BMW X5 Series	56,974,044.39	5.30	1,642	2.82
BMW X6 Series	19,870,199.08	1.85	513	0.88
BMW Z Series	10,713,603.03	1.00	598	1.03
BMW i Series	3,039,138.94	0.28	91	0.16
MINI	136,089,516.00	12.66	8,921	15.33
Non BMW Group Models (incl. Motorcycles)	28,553,711.71	2.66	2,147	3.69
Other BMW Group (incl. Motorcycles)	33,672,244.20	3.13	3,688	6.34
<b>Total</b>	<b>1,075,299,885.33</b>	<b>100.00</b>	<b>58,176</b>	<b>100.00</b>



**Compartment German Auto Loans 7**  
**Monthly Investor Report**



Rolls-Royce  
Motor Cars Limited

Reporting Date	Feb 11, 2021			
Payment Date	Feb 22, 2021			
Period No	40			
Monthly Period	Jan 31, 2021			
Interest Period	From	Jan 20, 2021	to	Feb 22, 2021 = 33 days

**22. Vehicle Class**

Portfolio as of: Jan 31, 2021

Group	Aggregate Outstanding Principal Balance (in EUR)	Aggregate Outstanding Principal Balance (in % of total)	Number of Contracts	Number of Contracts (in % of total)
BMW 1 Series	12,762,676.57	10.71	1,719	14.32
BMW 2 Series	11,994,273.51	10.06	979	8.16
BMW 3 Series	22,105,394.47	18.54	2,441	20.34
BMW 4 Series	5,742,324.73	4.82	339	2.82
BMW 5 Series	23,328,772.28	19.57	2,193	18.27
BMW 6 Series	1,330,413.87	1.12	72	0.60
BMW 7 Series	1,851,836.82	1.55	134	1.12
BMW X1 Series	6,150,164.92	5.16	698	5.82
BMW X3 Series	9,125,647.48	7.65	873	7.27
BMW X4 Series	1,597,749.59	1.34	74	0.62
BMW X5 Series	6,522,174.84	5.47	332	2.77
BMW X6 Series	1,853,201.77	1.55	86	0.72
BMW Z Series	1,083,523.08	0.91	100	0.83
BMW i Series	344,196.70	0.29	21	0.17
MINI	8,325,126.63	6.98	1,170	9.75
Non BMW Group Models (incl. Motorcycles)	3,876,872.23	3.25	494	4.12
Other BMW Group (incl. Motorcycles)	1,218,856.88	1.02	278	2.32
<b>Total</b>	<b>119,213,206.37</b>	<b>100.00</b>	<b>12,003</b>	<b>100.00</b>

**Compartment German Auto Loans 7**  
**Monthly Investor Report**



Rolls-Royce  
 Motor Cars Limited

Reporting Date	Feb 11, 2021			
Payment Date	Feb 22, 2021			
Period No	40			
Monthly Period	Jan 31, 2021			
Interest Period	From	Jan 20, 2021	to	Feb 22, 2021 = 33 days

**23. Payment Type**

Initial Portfolio:

Group	Aggregate Principal Balance (in EUR)	Aggregate Principal Balance (in % of total)	Number of Contracts	Number of Contracts (in % of total)
Direct debit	1,072,573,425.67	99.75	58,012	99.72
Self payment	2,726,459.66	0.25	164	0.28
<b>Total</b>	<b>1,075,299,885.33</b>	<b>100.00</b>	<b>58,176</b>	<b>100.00</b>

Portfolio as of: Jan 31, 2021

Group	Aggregate Outstanding Principal Balance (in EUR)	Aggregate Outstanding Principal Balance (in % of total)	Number of Contracts	Number of Contracts (in % of total)
Direct debit	117,173,908.78	98.29	11,720	97.64
Self payment	2,039,297.59	1.71	283	2.36
<b>Total</b>	<b>119,213,206.37</b>	<b>100.00</b>	<b>12,003</b>	<b>100.00</b>

**Compartment German Auto Loans 7**  
**Monthly Investor Report**



Rolls-Royce  
 Motor Cars Limited

Reporting Date	Feb 11, 2021		
Payment Date	Feb 22, 2021		
Period No	40		
Monthly Period	Jan 31, 2021		
Interest Period	From	Jan 20, 2021	to Feb 22, 2021 = 33 days

**24. Interest Rates**

		Weighted Average Nominal Interest Rate (in %)	
Aggregate Principal Balance (Initial)	1,075,299,885.33		3.20
Aggregate Outstanding Principal Balance	119,213,206.37		2.96

**Compartment German Auto Loans 7**  
**Monthly Investor Report**



Rolls-Royce  
 Motor Cars Limited

Reporting Date	Feb 11, 2021			
Payment Date	Feb 22, 2021			
Period No	40			
Monthly Period	Jan 31, 2021			
Interest Period	From	Jan 20, 2021	to	Feb 22, 2021 = 33 days

**25. Credit Type**

Initial Portfolio

Credit Type	Aggregate Principal Balance (in EUR)	Aggregate Principal Balance (in % of total)	Number of Contracts	Number of Contracts (in % of total)
Balloon	1,062,022,231.05	98.77	56,097	96.43
Equal Instalment Loan	13,277,654.28	1.23	2,079	3.57
<b>Total</b>	<b>1,075,299,885.33</b>	<b>100.00</b>	<b>58,176</b>	<b>100.00</b>

Portfolio as of: Jan 31, 2021

Credit Type	Aggregate Outstanding Principal Balance (in EUR)	Aggregate Outstanding Principal Balance (in % of total)	Number of Contracts	Number of Contracts (in % of total)
Balloon	118,772,126.03	99.63	11,811	98.40
Equal Instalment Loan	441,080.34	0.37	192	1.60
<b>Total</b>	<b>119,213,206.37</b>	<b>100.00</b>	<b>12,003</b>	<b>100.00</b>

**Compartment German Auto Loans 7**  
**Monthly Investor Report**



Rolls-Royce  
Motor Cars Limited

Reporting Date	Feb 11, 2021			
Payment Date	Feb 22, 2021			
Period No	40			
Monthly Period	Jan 31, 2021			
Interest Period	From	Jan 20, 2021	to	Feb 22, 2021 = 33 days

**26. Contracts Per Customer**

Initial Portfolio

Group	Aggregate Principal Balance (in EUR)	Aggregate Principal Balance (in % of total)	Number of Contracts	Number of Contracts (in % of total)
1	1,018,379,438.01	94.71	55,690	95.73
2 - 4	50,359,193.50	4.68	2,194	3.77
5 - 7	1,300,446.96	0.12	59	0.10
8 - 10	106,131.77	0.01	16	0.03
> 10	5,154,675.09	0.48	217	0.37
<b>Total</b>	<b>1,075,299,885.33</b>	<b>100.00</b>	<b>58,176</b>	<b>100.00</b>

Portfolio as of: Jan 31, 2021

Group	Aggregate Outstanding Principal Balance (in EUR)	Aggregate Outstanding Principal Balance (in % of total)	Number of Contracts	Number of Contracts (in % of total)
1	117,699,824.95	98.73	11,883	99.00
2 - 4	1,488,385.06	1.25	115	0.96
5 - 7	24,996.36	0.02	5	0.04
8 - 10	0.00	0.00	0	0.00
> 10	0.00	0.00	0	0.00
<b>Total</b>	<b>119,213,206.37</b>	<b>100.00</b>	<b>12,003</b>	<b>100.00</b>

**Compartment German Auto Loans 7**  
**Monthly Investor Report**



Rolls-Royce  
Motor Cars Limited

Reporting Date	Feb 11, 2021		
Payment Date	Feb 22, 2021		
Period No	40		
Monthly Period	Jan 31, 2021		
Interest Period	From	Jan 20, 2021	to Feb 22, 2021 = 33 days

**27. Amortisation**

Initial Portfolio

Period	Principal Balance (in EUR)
	1,075,299,885.33
1	1,060,943,391.23
2	1,046,546,518.25
3	1,028,143,480.96
4	1,009,946,120.87
5	991,276,856.02
6	971,651,928.95
7	951,997,456.32
8	932,474,767.43
9	912,587,307.97
10	890,868,439.21
11	869,990,343.74
12	849,480,237.36
13	829,978,972.02
14	810,931,432.99
15	790,929,469.38
16	772,219,217.94
17	750,648,817.76
18	726,612,568.15
19	702,257,186.81
20	679,888,041.08
21	655,697,343.74
22	633,150,616.59
23	613,571,691.51
24	593,874,982.31
25	573,575,290.96
26	553,638,349.72
27	532,836,607.01
28	515,589,425.57
29	477,211,044.30

Current Portfolio

Period	Principal Balance in EUR	Reduction in EUR
	119,213,206.37	
1	105,237,867.05	13,975,339.32
2	89,880,787.50	15,357,079.55
3	76,769,582.42	13,111,205.08
4	63,820,937.67	12,948,644.75
5	48,567,578.26	15,253,359.41
6	46,390,227.36	2,177,350.90
7	44,372,501.05	2,017,726.31
8	42,064,268.16	2,308,232.89
9	40,200,316.82	1,863,951.34
10	38,365,174.12	1,835,142.70
11	36,857,308.76	1,507,865.36
12	35,290,241.39	1,567,067.37
13	29,121,967.81	6,168,273.58
14	20,976,563.51	8,145,404.30
15	13,956,468.65	7,020,094.86
16	7,246,672.84	6,709,795.81
17	2,294.66	7,244,378.18
18	100.32	2,194.34
19	0.00	100.32
20	0.00	0.00
21	0.00	0.00
22	0.00	0.00
23	0.00	0.00
24	0.00	0.00
25	0.00	0.00
26	0.00	0.00
27	0.00	0.00
28	0.00	0.00
29	0.00	0.00

**Compartment German Auto Loans 7**  
**Monthly Investor Report**



Rolls-Royce  
 Motor Cars Limited

Reporting Date	Feb 11, 2021		
Payment Date	Feb 22, 2021		
Period No	40		
Monthly Period	Jan 31, 2021		
Interest Period	From	Jan 20, 2021	to Feb 22, 2021 = 33 days

**27. Amortisation**

Initial Portfolio

Period	Principal Balance (in EUR)
30	425,194,308.95
31	378,332,531.28
32	336,316,528.85
33	289,247,873.94
34	280,298,657.42
35	271,916,844.49
36	263,687,868.36
37	254,598,533.08
38	244,763,914.79
39	234,739,277.31
40	225,614,638.49
41	199,638,859.87
42	170,229,127.29
43	145,192,330.37
44	121,255,944.52
45	93,869,705.18
46	89,405,174.31
47	85,501,055.08
48	81,172,434.65
49	77,410,499.88
50	73,828,614.72
51	70,432,279.34
52	67,340,372.25
53	55,044,094.06
54	39,464,117.62
55	26,196,870.79
56	13,694,526.94
57	11,530.21
58	4,318.90
59	1,770.62

Current Portfolio

Period	Principal Balance in EUR	Reduction in EUR
30	0.00	0.00
31	0.00	0.00
32	0.00	0.00
33	0.00	0.00
34	0.00	0.00
35	0.00	0.00
36	0.00	0.00
37	0.00	0.00
38	0.00	0.00
39	0.00	0.00
40	0.00	0.00
41	0.00	0.00
42	0.00	0.00
43	0.00	0.00
44	0.00	0.00
45	0.00	0.00
46	0.00	0.00
47	0.00	0.00
48	0.00	0.00
49	0.00	0.00
50	0.00	0.00
51	0.00	0.00
52	0.00	0.00
53	0.00	0.00
54	0.00	0.00
55	0.00	0.00
56	0.00	0.00
57	0.00	0.00
58	0.00	0.00
59	0.00	0.00

**Compartment German Auto Loans 7**  
**Monthly Investor Report**



Rolls-Royce  
 Motor Cars Limited

Reporting Date	Feb 11, 2021				
Payment Date	Feb 22, 2021				
Period No	40				
Monthly Period	Jan 31, 2021				
Interest Period	From	Jan 20, 2021	to	Feb 22, 2021	= 33 days

**27. Amortisation**

Initial Portfolio

Period	Principal Balance (in EUR)
60	0.00

Current Portfolio

Period	Principal Balance in EUR	Reduction in EUR
60	0.00	0.00



**Compartment German Auto Loans 7**  
**Monthly Investor Report**



Rolls-Royce  
 Motor Cars Limited

Reporting Date	Feb 11, 2021			
Payment Date	Feb 22, 2021			
Period No	40			
Monthly Period	Jan 31, 2021			
Interest Period	From	Jan 20, 2021	to	Feb 22, 2021 = 33 days

**28. Priority of Payments**

**Priority of Payments\***

Available Distribution Amount	+	12,967,503.18
Taxes	-	577.80
Trustee Payment	-	0.00
Senior Expenses	-	9,869.66
Swap Net Payment	-	713.40
Class A Interest	-	0.00
Class B Interest	-	69,027.51
Cash Reserve	-	0.00
Principal Class A	-	2,483,536.99
Principal Class B	-	10,403,777.82
Swap Termination Event	-	0.00
Subordinated Loan Interest	-	0.00
Subordinated Loan Principal	-	0.00
Seller	-	0.00

\*all Amounts in EUR

**Compartment German Auto Loans 7**  
**Monthly Investor Report**



Rolls-Royce  
 Motor Cars Limited

Reporting Date	Feb 11, 2021			
Payment Date	Feb 22, 2021			
Period No	40			
Monthly Period	Jan 31, 2021			
Interest Period	From	Jan 20, 2021	to	Feb 22, 2021 = 33 days

**29. Transaction Costs**

	<b>Class A</b>	<b>Class B</b>	<b>Subordinated Loan</b>	<b>Total</b>
Senior Expenses				9,869.66
Interest accrued for the Period (in EUR)	0.00	69,027.51	3,368.33	72,395.84
Interest payments for the Period (in EUR)	0.00	69,027.51	0.00	69,027.51
Cumulative Interest Payments (in EUR)	375,000.00	2,558,114.19	0.00	2,933,114.19
Unpaid Interest for the Period (in EUR)	0.00	0.00	3,368.33	3,368.33
Cumulative Unpaid Interest (in EUR)	0.00	0.00	150,662.74	150,662.74

**Compartment German Auto Loans 7**  
**Monthly Investor Report**



Rolls-Royce  
Motor Cars Limited

Reporting Date	Feb 11, 2021			
Payment Date	Feb 22, 2021			
Period No	40			
Monthly Period	Jan 31, 2021			
Interest Period	From	Jan 20, 2021	to	Feb 22, 2021 = 33 days

**30. Ratings**

		Fitch	S&P	Moody's	DBRS
<b>Notes - current ratings</b>					
	Class A	AAA	N/A	Aaa	N/A
	Class B	N/A	N/A	N/A	N/A

			Fitch	S&P	Moody's	DBRS	Trigger Breached
<b>Transaction Parties - current ratings</b>							
	BMW AG	long term	N/A	A	A2	A high	no
		short term	N/A	A-1	P-1	N/A	no
<b>Issuer Account Bank:</b>	Bank of New York Mellon, Frankfurt Branch	long term	AA+	N/A	Aa1	N/A	no
		short term	F1+	N/A	P-1	N/A	no
<b>Swap Provider:</b>	Skandinaviska Enskilda Banken AB (publ)	long term	AA-	N/A	Aa2	N/A	no
		short term	F1+	N/A	P-1	N/A	no
<b>Calculation Agent:</b>	Bank of New York Mellon, London Branch	long term	AA+	N/A	Aa1	N/A	no
		short term	F1+	N/A	P-1	N/A	no
<b>Trustee:</b>	BNY Mellon Corporate Trustee Services Limited	long term	AA+	N/A	Aa1	N/A	no
		short term	F1+	N/A	P-1	N/A	no

			Fitch	S&P	Moody's	DBRS
<b>Transaction Parties - required ratings</b>						
	BMW AG	long term	N/A	N/A	A2	N/A
		short term	N/A	N/A	P-1	N/A
<b>Issuer Account Bank:</b>	Bank of New York Mellon, Frankfurt Branch	long term	A	N/A	A2	N/A
		short term	F1	N/A	P-1	N/A
<b>Swap Provider:</b>	Skandinaviska Enskilda Banken AB (publ)	long term	A	N/A	A2	N/A
		short term	F1	N/A	P-1	N/A

**Compartment German Auto Loans 7**  
**Monthly Investor Report**



Rolls-Royce  
 Motor Cars Limited

Reporting Date	Feb 11, 2021		
Payment Date	Feb 22, 2021		
Period No	40		
Monthly Period	Jan 31, 2021		
Interest Period	From	Jan 20, 2021	to Feb 22, 2021 = 33 days

**31. Swap Counterparty Data**

<b>Swap Counterparty Data</b>	
Swap counterparty provider	Skandinaviska Enskilda Banken AB (publ)
Swap termination event	No

<b>Swap Data</b>	
Swap type	Fixed floating interest rate swap
Notional amount (in EUR)	2,483,536.99
Fixed rate (in %)	-0.2790
Floating rate (Euribor in %)	-0.5670
Net swap payments (in EUR) (- from SPV / + to SPV)	-713.40