



Bavarian Sky S.A., Compartment German Auto Loans 7

Monthly Investor Report - November 2020

**BMW
GROUP**



Rolls-Royce
Motor Cars Limited

Compartment German Auto Loans 7

Monthly Investor Report

BMW
GROUP



Rolls-Royce
Motor Cars Limited

Reporting Date	Dec 10, 2020
Payment Date	Dec 21, 2020
Period No	38
Monthly Period	Nov 30, 2020
Interest Period	From Nov 20, 2020 to Dec 21, 2020 = 31 days

Index

1. Contact Information
2. Reporting Contact Details
3. Counterparty History
4. Overview Dates
5. Portfolio Information
6. Reserves
7. Performance Data
8. Defaulted Amount & Recovery Amount
9. Defaulted Amount & Recovery Amount - Loan Level Data
10. Outstanding Note Balance
11. Original Principal Balance
12. Aggregate Principal Balance
13. Aggregate Outstanding Principal Balance
14. Down Payments
15. Borrower Concentration
16. Geographical Distribution
17. Car Type & Customer Group
18. Delinquencies
19. Seasoning
20. Remaining Term
21. Original Term
22. Vehicle Class
23. Payment Type
24. Interest Rates
25. Credit Type
26. Contracts per Customer
27. Amortisation
28. Priority of Payments
29. Transaction Costs
30. Ratings
31. Swap Counterparty Data

Compartment German Auto Loans 7
Monthly Investor Report

BMW
GROUP



Rolls-Royce
Motor Cars Limited

Reporting Date	Dec 10, 2020
Payment Date	Dec 21, 2020
Period No	38
Monthly Period	Nov 30, 2020
Interest Period	From Nov 20, 2020 to Dec 21, 2020 = 31 days

1. Contact Information

Transaction Parties

Issuer:

Bavarian Sky S.A.

Acting in respect of its Compartment German Auto Loans 7
287-289 route d'Arlon
L-1150 Luxembourg
Luxembourg
Attn.: Valérie Schleimer
valerie.schleimer@intertrustgroup.com
+352 26 4491

Corporate Administrator:

Intertrust (Luxembourg) S.à r.l.

6, Rue Eugène Ruppert
L-2453 Luxembourg
Luxembourg
Attn.: BUO - Capital Markets
LU-BavarianSky@intertrustgroup.com
+352 26 44 91

Originator/Servicer:

BMW Bank GmbH

Lilienthalallee 26
80939 Munich
Germany
Attn.: ABS Servicing Team
abs.bmwgroup@bmw.de

Compartment German Auto Loans 7
Monthly Investor Report

BMW
GROUP



Rolls-Royce
Motor Cars Limited

Reporting Date	Dec 10, 2020
Payment Date	Dec 21, 2020
Period No	38
Monthly Period	Nov 30, 2020
Interest Period	From Nov 20, 2020 to Dec 21, 2020 = 31 days

1. Contact Information

Transaction Parties

Calculation Agent/Paying Agent/

Bank of New York Mellon, London Branch

One Canada Square
E14 5AL London
United Kingdom
Attn.: Corporate Trust Administration
BNYM.Structured.Finance.Team.2@bnymellon.com

Trustee:

BNY Mellon Corporate Trustee Services Limited

One Canada Square
E14 5AL London
United Kingdom
Attn.: Corporate Trust Administration
BNYM.Structured.Finance.Team.2@bnymellon.com

Issuer Account Bank:

Bank of New York Mellon, Frankfurt Branch

Friedrich-Ebert-Anlage 49, Messeturm
60327 Frankfurt am Main
Germany
Attn.: Corporate Trust Administrator
BNYM.Structured.Finance.Team.2@bnymellon.com

Compartment German Auto Loans 7
Monthly Investor Report

BMW
GROUP



Rolls-Royce
Motor Cars Limited

Reporting Date	Dec 10, 2020
Payment Date	Dec 21, 2020
Period No	38
Monthly Period	Nov 30, 2020
Interest Period	From Nov 20, 2020 to Dec 21, 2020 = 31 days

1. Contact Information

Transaction Parties

Data Trustee:

Bank of New York Mellon, Frankfurt Branch
Friedrich-Ebert-Anlage 46, Messeturm
60327 Frankfurt am Main
Germany
Attn.: Corporate Trust Administration
BNYM.Structured.Finance.Team.2@bnymellon.com

Swap Counterparty:

Skandinaviska Enskilda Banken AB (publ)
Kungsträdgårdsgatan 8
SE-106 40 Stockholm
Sweden
docunit@seb.se

Rating Agencies:

Fitch Ratings Ltd
30 North Colonnade, Canary Wharf
E14 5GN London
United Kingdom
ABSsurveillance@fitchratings.com

Moody's Deutschland GmbH
An der Welle 5
60322 Frankfurt am Main
Germany
monitor.abs@moodys.com

Compartment German Auto Loans 7
Monthly Investor Report

BMW
GROUP



Rolls-Royce
Motor Cars Limited

Reporting Date	Dec 10, 2020
Payment Date	Dec 21, 2020
Period No	38
Monthly Period	Nov 30, 2020
Interest Period	From Nov 20, 2020 to Dec 21, 2020 = 31 days

2. Reporting Contact Details

Contact for Servicer Report (Portfolio related information in Investor Report)

Contact for Investor Reporting:

BMW Bank GmbH
Lilienthalallee 26
80939 Munich
Germany
Attn.: ABS Servicing Team
abs.bmwgroup@bmw.de

Calculation Agent:

Bank of New York Mellon, London Branch
One Canada Square
E14 5AL London
United Kingdom
Attn. Corporate Trust Administration
BNYM.Structured.Finance.Team.2@bnymellon.com

Compartment German Auto Loans 7
Monthly Investor Report

BMW
GROUP



Rolls-Royce
Motor Cars Limited

Reporting Date	Dec 10, 2020
Payment Date	Dec 21, 2020
Period No	38
Monthly Period	Nov 30, 2020
Interest Period	From Nov 20, 2020 to Dec 21, 2020 = 31 days

3. Counterparty History

Replacement Party to be added if applicable

Compartment German Auto Loans 7
Monthly Investor Report



Rolls-Royce
 Motor Cars Limited

Reporting Date	Dec 10, 2020			
Payment Date	Dec 21, 2020			
Period No	38			
Monthly Period	Nov 30, 2020			
Interest Period	From	Nov 20, 2020	to	Dec 21, 2020 = 31 days

4. Overview Dates

Initial Cut-Off Date:	30/09/2017		
Issue Date:	18/10/2017	Legal Maturity Date:	20/10/2024
Reporting Date	10/12/2020		
Investor Reporting Date	17/12/2020		
Interest Determination Date	18/11/2020		
Reporting Frequency:	monthly		
Monthly Period No. (since Issue Date):	38	(since Issue Date)	
Payment Date:	21/12/2020		
Next Payment Date	20/01/2021		
Monthly Period:	01/11/2020	until	30/11/2020

Compartment German Auto Loans 7
Monthly Investor Report

BMW
GROUP



Rolls-Royce
 Motor Cars Limited

Reporting Date	Dec 10, 2020		
Payment Date	Dec 21, 2020		
Period No	38		
Monthly Period	Nov 30, 2020		
Interest Period	From	Nov 20, 2020	to Dec 21, 2020 = 31 days

5. Portfolio Information

	current period	prior period
Outstanding receivables in EUR	Aggregate outstanding principal balance	Aggregate outstanding principal balance
Beginning of period in EUR	143,601,467.06	152,303,205.77
Scheduled principal payments in EUR	5,039,132.04	5,043,401.11
Prepayment* principal in EUR	2,999,418.28	3,189,940.49
Prepayments* number of contracts	235	238
Repurchases* principal in EUR	314,395.03	269,393.50
Repurchases* number of contracts	25	22
Total principal collections in EUR	8,352,945.35	8,502,735.10
Total interest collections in EUR	344,465.87	366,966.49
Defaulted Amounts in EUR	204,529,18	287,392.56
Recoveries in EUR	107,374.14	88,388.95
Late Recoveries in EUR	78,027.37	63,919.87
End of Period in EUR	135,151,366.67	143,601,467.06
Current prepayment rate (annualised) in %	23.10	23.11

* Prepayments are defined as all contracts that are early settled by the borrower and repurchases are defined as all contracts that are repurchased due to modification of contract.

Compartment German Auto Loans 7
Monthly Investor Report



Rolls-Royce
Motor Cars Limited

Reporting Date	Dec 10, 2020				
Payment Date	Dec 21, 2020				
Period No	38				
Monthly Period	Nov 30, 2020				
Interest Period	From	Nov 20, 2020	to	Dec 21, 2020	= 31 days

6. Reserves

Aggregate outstanding notes balance

Initial outstanding notes balance in EUR 1,075,300,000.00

Cash Reserve	in EUR
Outstanding cash reserve beginning of period	5,380,000.00
Interest on cash reserve - previous period	0.00
Required cash reserve	5,380,000.00
Outstanding cash reserve end of period	5,380,000.00

Triggers*								
Reserves	Current ratio	Trigger	Required Rating BMW AG				Trigger Breach	
			Fitch	S&P	Moody's	DBRS		
Commingling Reserve			Long Term	A	N/A	A2	N/A	no
			Short Term	F1	N/A	P-1	N/A	no

* Breach of one of these triggers in conjunction with any other event as set out in the Servicing Agreement and/or the Receivables Purchase Agreement will oblige BMW Bank GmbH to post additional cash collateral. The Reserves will be adjusted on a monthly basis and shall be deposited in the Issuer Account and exclusively reserved to cover risks.

Commingling Reserve	in EUR
Outstanding Commingling Reserve end of period	0.00

Set-Off Risk (current ratio): 0,01%

Compartment German Auto Loans 7
Monthly Investor Report



Rolls-Royce
 Motor Cars Limited

Reporting Date	Dec 10, 2020		
Payment Date	Dec 21, 2020		
Period No	38		
Monthly Period	Nov 30, 2020		
Interest Period	From	Nov 20, 2020	to Dec 21, 2020 = 31 days

7. Performance Data

Aggregate outstanding notes balance

Beginning of period (in EUR)	95,292,650.40
End of period (in EUR)	86,589,094.20

Ratios

31- 60 days past due	(in EUR)	(in %)
31- 60 days past due period before previous period	394,449.91	0.26
31- 60 days past due previous period	361,870.32	0.25
31- 60 days past due current period	480,873.96	0.36

61- 90 days past due	(in EUR)	(in %)
61- 90 days past due period before previous period	187,371.88	0.12
61- 90 days past due previous period	178,249.26	0.12
61- 90 days past due current period	126,206.93	0.09

Cumulative net loss ratio	Current ratio
Cumulative net loss ratio (in %)	0.43

Compartment German Auto Loans 7
Monthly Investor Report



Rolls-Royce
 Motor Cars Limited

Reporting Date	Dec 10, 2020			
Payment Date	Dec 21, 2020			
Period No	38			
Monthly Period	Nov 30, 2020			
Interest Period	From	Nov 20, 2020	to	Dec 21, 2020 = 31 days

7. Performance Data

Performance data	
Number of contracts being 31 - 60 days delinquent	31
Number of contracts being 61 - 90 days delinquent	7
Balance of contracts being 31 - 60 days delinquent (in EUR)	480,873.96
Balance of contracts being 61 - 90 days delinquent (in EUR)	126,206.93
Defaulted amounts (in EUR)	204,529.18
Cumulative defaulted amounts (in EUR)	9,832,126.09
Recoveries (in EUR)	107,374.14
Cumulative recoveries (in EUR)	5,235,706.58

Compartment German Auto Loans 7
Monthly Investor Report



Rolls-Royce
Motor Cars Limited

Reporting Date	Dec 10, 2020			
Payment Date	Dec 21, 2020			
Period No	38			
Monthly Period	Nov 30, 2020			
Interest Period	From	Nov 20, 2020	to	Dec 21, 2020 = 31 days

8. Defaulted Amount & Recovery Amount

(as at end of Monthly Period)

Collection Period	No. of Defaulted Agreements in Collection Period	Defaulted Amount in Collection Period (in EUR)	Cumulative Defaulted Amount since Initial Cut-Off Date (in EUR)	Cumulative Amount of Purchased Receivables (in EUR)	Cumulative Default Ratio (in %)	Recovery Amount in Collection Period (in EUR)	Cumulative Recoveries since Initial Cut-Off Date (in EUR)	Cumulative Net Losses (in EUR)	Cumulative Net Loss Ratio (in %)
Sept - 17	0	n/a	n/a	1,075,299,885.33	n/a	n/a	n/a	n/a	n/a
Oct - 17	12	62.01	62.01	1,075,299,885.33	0.00	0.00	0.00	62.01	0.00
Nov - 17	18	79.32	141.33	1,075,299,885.33	0.00	0.00	0.00	141.33	0.00
Dec - 17	17	65.10	206.43	1,075,299,885.33	0.00	0.00	0.00	206.43	0.00
Jan - 18	20	87,506.96	87,713.39	1,075,299,885.33	0.01	51,683.18	51,683.18	36,030.21	0.00
Feb - 18	18	84,172.99	171,886.38	1,075,299,885.33	0.02	61,520.07	113,203.25	58,683.13	0.01
Mar - 18	14	129,057.18	300,943.56	1,075,299,885.33	0.03	61,859.37	175,062.62	125,880.94	0.01
Apr - 18	22	83,113.92	384,057.48	1,075,299,885.33	0.04	41,694.28	216,756.90	167,300.58	0.02
May - 18	24	267,416.46	651,473.94	1,075,299,885.33	0.06	114,363.34	331,120.24	320,353.70	0.03
June - 18	25	327,360.95	978,834.89	1,075,299,885.33	0.09	162,353.97	493,474.21	485,360.68	0.05
July - 18	20	245,137.39	1,223,972.28	1,075,299,885.33	0.11	136,969.99	630,444.20	593,528.08	0.06
Aug - 18	34	471,551.50	1,695,523.78	1,075,299,885.33	0.16	269,691.87	900,136.07	795,387.71	0.07
Sept - 18	24	368,588.76	2,064,112.54	1,075,299,885.33	0.19	222,746.68	1,122,882.75	941,229.79	0.09
Oct - 18	37	416,112.35	2,480,224.89	1,075,299,885.33	0.23	240,505.93	1,363,388.68	1,116,836.21	0.10
Nov - 18	31	236,693.50	2,716,918.39	1,075,299,885.33	0.25	113,001.36	1,476,390.04	1,240,528.35	0.12
Dec - 18	20	317,952.16	3,034,870.55	1,075,299,885.33	0.28	109,040.43	1,585,430.47	1,449,440.08	0.13
Jan - 19	37	253,107.72	3,287,978.27	1,075,299,885.33	0.31	132,610.79	1,718,041.26	1,569,937.01	0.15
Feb - 19	28	207,238.41	3,495,216.68	1,075,299,885.33	0.33	94,566.91	1,812,608.17	1,682,608.51	0.16
Mar - 19	39	473,376.34	3,968,593.02	1,075,299,885.33	0.37	283,971.38	2,096,579.55	1,872,013.47	0.17
Apr - 19	35	338,051.22	4,306,644.24	1,075,299,885.33	0.40	164,327.47	2,260,907.02	2,045,737.22	0.19
May - 19	49	439,713.54	4,746,357.78	1,075,299,885.33	0.44	238,073.17	2,498,980.19	2,247,377.59	0.21
June - 19	19	313,280.11	5,059,637.89	1,075,299,885.33	0.47	186,962.51	2,685,942.70	2,373,695.19	0.22
July - 19	34	312,975.80	5,372,613.69	1,075,299,885.33	0.50	151,618.48	2,837,561.18	2,535,052.51	0.24
Aug - 19	39	527,047.82	5,899,661.51	1,075,299,885.33	0.55	269,347.16	3,106,908.34	2,792,753.17	0.26
Sept - 19	33	316,972.54	6,216,634.05	1,075,299,885.33	0.58	134,929.97	3,241,838.31	2,974,795.74	0.28
Oct - 19	28	351,031.23	6,567,665.28	1,075,299,885.33	0.61	198,908.70	3,440,747.01	3,126,918.27	0.29
Nov - 19	34	453,402.88	7,021,068.16	1,075,299,885.33	0.65	263,127.94	3,703,874.95	3,317,193.21	0.31
Dec - 19	35	236,065.20	7,257,133.36	1,075,299,885.33	0.67	93,913.34	3,797,788.29	3,459,345.07	0.32
Jan - 20	29	314,923.92	7,572,057.28	1,075,299,885.33	0.70	169,621.15	3,967,409.44	3,604,647.84	0.34
Feb - 20	26	194,372.47	7,766,429.75	1,075,299,885.33	0.72	109,961.36	4,077,370.80	3,689,058.95	0.34

Compartment German Auto Loans 7

Monthly Investor Report

**BMW
GROUP**



Rolls-Royce
Motor Cars Limited

Reporting Date	Dec 10, 2020		
Payment Date	Dec 21, 2020		
Period No	38		
Monthly Period	Nov 30, 2020		
Interest Period	From	Nov 20, 2020	to Dec 21, 2020 = 31 days

8. Defaulted Amount & Recovery Amount

(as at end of Monthly Period)

Collection Period	No. of Defaulted Agreements in Collection Period	Defaulted Amount in Collection Period (in EUR)	Cumulative Defaulted Amount since Initial Cut-Off Date (in EUR)	Cumulative Amount of Purchased Receivables (in EUR)	Cumulative Default Ratio (in %)	Recovery Amount in Collection Period (in EUR)	Cumulative Recoveries since Initial Cut-Off Date (in EUR)	Cumulative Net Losses (in EUR)	Cumulative Net Loss Ratio (in %)
Mar - 20	15	118,764.38	7,885,194.13	1,075,299,885.33	0.73	33,036.02	4,110,406.82	3,774,787.31	0.35
Apr - 20	35	238,956.47	8,124,150.60	1,075,299,885.33	0.76	174,003.69	4,284,410.51	3,839,740.09	0.36
May - 20	31	316,725.80	8,440,876.40	1,075,299,885.33	0.78	172,538.88	4,456,949.39	3,983,927.01	0.37
June - 20	23	178,300.01	8,619,176.41	1,075,299,885.33	0.80	83,534.01	4,540,483.40	4,078,693.01	0.38
July - 20	29	335,836.47	8,955,012.88	1,075,299,885.33	0.83	230,157.89	4,770,641.29	4,184,371.59	0.39
Aug - 20	16	189,529.28	9,144,542.16	1,075,299,885.33	0.85	106,371.00	4,877,012.29	4,267,529.87	0.40
Sept - 20	14	195,662.19	9,340,204.35	1,075,299,885.33	0.87	162,931.20	5,039,943.49	4,300,260.86	0.40
Oct - 20	19	287,392.56	9,627,596.91	1,075,299,885.33	0.90	88,388.95	5,128,332.44	4,499,264.47	0.42
Nov - 20	14	204,529.18	9,832,126.09	1,075,299,885.33	0.91	107,374.14	5,235,706.58	4,596,419.51	0.43

Compartment German Auto Loans 7
Monthly Investor Report



Rolls-Royce
Motor Cars Limited

Reporting Date	Dec 10, 2020			
Payment Date	Dec 21, 2020			
Period No	38			
Monthly Period	Nov 30, 2020			
Interest Period	From	Nov 20, 2020	to	Dec 21, 2020 = 31 days

9. Defaulted Amount & Recovery Amount - Loan Level Data*

	Month / Year of Default	Month / Year of Loan Origination	Principal Balance (Initial in EUR)	Principal Balance of Loan at Default (in EUR)	Recovery Total (in EUR)	Principal Balance End of Period (in EUR)	Object Type (new / used)	Vehicle Series	Customer Type (private / commercial)	Out of Deal (Month / Year)
1	Jan - 18	Sept - 14	16,351.13	16,351.13	11,175.98	5,175.15	Used	5 Series	Commercial	
2	Jan - 18	Feb - 16	15,652.00	15,652.00	8,219.59	7,432.41	Used	X1 Series	Commercial	
3	Jan - 18	May - 17	38,255.90	37,796.02	37,796.02	0.00	Used	5 Series	Commercial	
4	Feb - 18	July - 16	26,755.60	26,145.58	15,419.35	10,726.23	Used	5 Series	Commercial	
5	Feb - 18	Feb - 17	9,447.90	9,295.57	8,097.14	1,198.43	Used	Other BMW Group	Private	
6	Feb - 18	Aug - 16	12,385.40	361.40	-12.84	374.24	Used	MINI	Commercial	
7	Mar - 18	Feb - 17	27,414.41	12,056.53	888.06	11,168.47	Used	5 Series	Commercial	
8	Mar - 18	June - 17	61,865.07	61,865.07	12,865.25	48,999.82	New	7 Series	Commercial	
9	Mar - 18	June - 17	7,754.36	7,672.08	7,672.08	0.00	New	3 Series	Commercial	
10	Apr - 18	May - 17	33,020.68	16,725.26	1,488.13	15,237.13	Used	5 Series	Commercial	
11	May - 18	June - 17	18,307.55	17,407.53	13,418.87	3,988.66	Used	7 Series	Commercial	
12	May - 18	May - 17	51,041.47	19,980.05	-54.55	20,034.60	Used	X6 Series	Commercial	
13	May - 18	June - 17	37,045.24	34,446.44	19,156.74	15,289.70	Used	7 Series	Commercial	
14	May - 18	Sept - 15	18,305.20	16,940.56	11,761.26	5,179.30	New	1 Series	Private	
15	May - 18	Feb - 17	23,033.85	20,900.66	16,415.17	4,485.49	New	3 Series	Commercial	
16	May - 18	Jan - 16	21,138.17	20,707.29	12,795.45	7,911.84	New	2 Series	Commercial	
17	May - 18	Mar - 17	25,856.04	12,152.61	0.00	12,152.61	Used	X5 Series	Commercial	
18	May - 18	Mar - 17	66,717.12	66,557.12	50,077.10	16,480.02	New	X6 Series	Commercial	
19	May - 18	Apr - 16	20,929.31	20,385.90	12,193.09	8,192.81	New	2 Series	Commercial	
20	June - 18	May - 17	35,563.19	34,218.47	34,218.47	0.00	Used	4 Series	Commercial	
21	June - 18	May - 16	35,814.39	33,496.35	16,927.88	16,568.47	New	2 Series	Private	
22	June - 18	Nov - 14	23,535.49	23,085.05	3,845.10	19,239.95	Used	5 Series	Commercial	
23	June - 18	June - 16	24,340.07	23,322.85	16,856.57	6,466.28	Used	X5 Series	Commercial	
24	June - 18	Dec - 15	28,372.42	25,452.38	0.00	25,452.38	Used	X3 Series	Commercial	
25	June - 18	Dec - 16	26,532.31	25,907.47	12,598.12	13,309.35	Used	1 Series	Commercial	
26	June - 18	June - 17	23,633.84	22,611.14	11,233.40	11,377.74	Used	X3 Series	Private	
27	July - 18	June - 14	13,592.72	12,259.74	5,990.07	6,269.67	Used	1 Series	Commercial	
28	July - 18	July - 16	28,419.61	28,114.57	18,865.60	9,248.97	New	MINI	Commercial	
29	July - 18	May - 16	34,023.99	30,600.34	13,450.45	17,149.89	Used	7 Series	Commercial	
30	July - 18	Mar - 17	19,927.47	19,346.42	19,346.42	0.00	New	3 Series	Commercial	
31	July - 18	Mar - 17	34,988.88	34,586.11	18,403.94	16,182.17	Used	5 Series	Commercial	
32	July - 18	Jan - 17	28,522.72	28,007.56	10,273.69	17,733.87	Used	X5 Series	Commercial	
33	Aug - 18	Mar - 17	10,482.03	9,302.52	5,869.68	3,432.84	Used	1 Series	Commercial	
34	Aug - 18	Nov - 16	36,644.59	33,513.92	19,222.23	14,291.69	Used	5 Series	Commercial	
35	Aug - 18	May - 17	25,352.83	19,045.67	19,045.67	0.00	Used	5 Series	Commercial	
36	Aug - 18	July - 16	73,943.14	70,559.52	44,635.44	25,924.08	New	7 Series	Commercial	

Compartment German Auto Loans 7
Monthly Investor Report



Rolls-Royce
Motor Cars Limited

Reporting Date	Dec 10, 2020			
Payment Date	Dec 21, 2020			
Period No	38			
Monthly Period	Nov 30, 2020			
Interest Period	From	Nov 20, 2020	to	Dec 21, 2020 = 31 days

9. Defaulted Amount & Recovery Amount - Loan Level Data*

	Month / Year of Default	Month / Year of Loan Origination	Principal Balance (Initial in EUR)	Principal Balance of Loan at Default (in EUR)	Recovery Total (in EUR)	Principal Balance End of Period (in EUR)	Object Type (new / used)	Vehicle Series	Customer Type (private / commercial)	Out of Deal (Month / Year)
37	Aug - 18	Sept - 13	17,269.90	15,987.38	11,859.22	4,128.16	Used	3 Series	Private	
38	Aug - 18	Dec - 16	52,254.96	49,582.81	35,265.10	14,317.71	New	Non BMW Group (incl. Motorcycles)	Commercial	
39	Aug - 18	Mar - 17	14,042.31	13,825.55	897.03	12,928.52	Used	Non BMW Group (incl. Motorcycles)	Commercial	
40	Aug - 18	Oct - 16	50,943.75	48,088.32	27,713.71	20,374.61	New	X4 Series	Commercial	
41	Aug - 18	May - 16	36,849.12	33,470.06	27,691.12	5,778.94	New	3 Series	Commercial	
42	Aug - 18	Jan - 15	1,348.70	238.79	238.79	0.00	Used	MINI	Private	
43	Aug - 18	June - 12	22,127.86	20,890.96	3,262.03	17,628.93	Used	X5 Series	Commercial	
44	Aug - 18	June - 17	15,492.00	15,149.88	6,320.32	8,829.56	Used	3 Series	Commercial	
45	Aug - 18	Feb - 17	22,045.68	19,961.05	13,020.83	6,940.22	Used	3 Series	Private	
46	Aug - 18	Aug - 15	24,999.79	23,017.72	17,680.97	5,336.75	New	2 Series	Private	
47	Aug - 18	Apr - 15	962.41	726.59	352.44	374.15	Used	Non BMW Group (incl. Motorcycles)	Private	
48	Aug - 18	Apr - 17	16,845.57	16,217.29	0.00	16,217.29	Used	X5 Series	Commercial	
49	Sept - 18	Jan - 17	17,266.21	15,587.24	8,331.95	7,255.29	Used	3 Series	Commercial	
50	Sept - 18	Dec - 16	27,134.97	25,521.34	11,103.59	14,417.75	Used	X3 Series	Commercial	
51	Sept - 18	Apr - 17	40,651.37	37,478.29	28,030.52	9,447.77	New	Non BMW Group (incl. Motorcycles)	Commercial	
52	Sept - 18	May - 15	12,381.23	1,639.44	-1,581.39	3,220.83	Used	5 Series	Commercial	
53	Sept - 18	Mar - 17	35,948.64	33,707.15	19,346.37	14,360.78	New	X1 Series	Commercial	
54	Sept - 18	July - 16	17,900.94	16,271.01	6,680.36	9,590.65	Used	X5 Series	Commercial	
55	Sept - 18	Mar - 17	39,928.94	38,639.19	-456.14	39,095.33	Used	7 Series	Commercial	
56	Sept - 18	Feb - 16	23,789.44	21,268.29	12,380.90	8,887.39	Used	3 Series	Commercial	
57	Sept - 18	Apr - 17	30,861.96	30,074.79	30,074.79	0.00	Used	4 Series	Private	
58	Sept - 18	Nov - 14	10,964.80	1,876.72	-114.56	1,991.28	New	3 Series	Commercial	
59	Oct - 18	Mar - 17	39,194.73	38,167.88	27,782.27	10,385.61	New	4 Series	Commercial	
60	Oct - 18	Oct - 16	29,281.64	24,521.37	24,521.37	0.00	Used	7 Series	Commercial	
61	Oct - 18	Mar - 15	13,169.45	13,169.45	7,476.33	5,693.12	New	1 Series	Private	
62	Oct - 18	Apr - 17	43,365.26	39,880.05	28,337.26	11,542.79	New	Non BMW Group (incl. Motorcycles)	Commercial	
63	Oct - 18	Nov - 13	27,226.06	10,913.85	-111.68	11,025.53	Used	5 Series	Commercial	
64	Oct - 18	Apr - 17	34,672.56	33,209.52	18,084.32	15,125.20	New	2 Series	Commercial	
65	Oct - 18	Jan - 17	13,430.72	12,385.79	5,873.82	6,511.97	Used	Non BMW Group (incl. Motorcycles)	Commercial	
66	Oct - 18	Feb - 17	20,573.50	18,460.91	11,167.07	7,293.84	Used	MINI	Private	
67	Oct - 18	Feb - 17	27,603.66	8,701.87	-78.77	8,780.64	New	X1 Series	Commercial	
68	Oct - 18	Mar - 16	6,183.18	2,086.32	2,086.32	0.00	Used	Non BMW Group (incl. Motorcycles)	Private	
69	Nov - 18	Apr - 15	11,277.93	8,532.81	7,686.00	846.81	New	MINI	Private	
70	Nov - 18	June - 17	28,721.22	25,245.75	14,454.02	10,791.73	Used	X5 Series	Private	
71	Nov - 18	May - 17	14,983.47	14,829.76	11,613.48	3,263.01	New	Other BMW Group	Private	
72	Nov - 18	Feb - 17	19,903.16	19,342.05	0.00	19,342.05	Used	X3 Series	Private	

Compartment German Auto Loans 7
Monthly Investor Report



Rolls-Royce
Motor Cars Limited

Reporting Date	Dec 10, 2020		
Payment Date	Dec 21, 2020		
Period No	38		
Monthly Period	Nov 30, 2020		
Interest Period	From	Nov 20, 2020	to Dec 21, 2020 = 31 days

9. Defaulted Amount & Recovery Amount - Loan Level Data*

	Month / Year of Default	Month / Year of Loan Origination	Principal Balance (Initial in EUR)	Principal Balance of Loan at Default (in EUR)	Recovery Total (in EUR)	Principal Balance End of Period (in EUR)	Object Type (new / used)	Vehicle Series	Customer Type (private / commercial)	Out of Deal (Month / Year)
73	Nov - 18	June - 17	28,132.42	19,411.55	-1,564.64	20,976.19	New	4 Series	Commercial	
74	Nov - 18	Apr - 15	3,286.87	410.55	410.55	0.00	Used	Non BMW Group (incl. Motorcycles)	Commercial	
75	Dec - 18	Oct - 16	49,043.72	45,194.50	31,153.62	14,040.88	New	2 Series	Commercial	
76	Dec - 18	July - 15	25,141.85	21,795.24	21,795.24	0.00	New	2 Series	Private	
77	Dec - 18	Sept - 13	10,133.43	8,795.55	2,960.21	5,835.34	Used	MINI	Commercial	
78	Dec - 18	Sept - 16	46,956.82	44,743.91	44,899.64	0.00	New	4 Series	Commercial	
79	Dec - 18	June - 17	76,861.51	68,784.19	24,882.24	43,901.95	New	5 Series	Commercial	
80	Dec - 18	Apr - 15	12,721.07	11,603.67	4,458.79	7,144.88	Used	1 Series	Private	
81	Dec - 18	May - 14	27,334.10	24,644.53	16,832.02	7,812.51	Used	X6 Series	Private	
82	Dec - 18	June - 17	20,764.48	18,819.41	18,819.41	0.00	Used	5 Series	Private	
83	Dec - 18	May - 17	29,178.48	21,981.81	21,981.81	0.00	Used	7 Series	Commercial	
84	Dec - 18	May - 14	2,499.54	1,554.37	1,554.37	0.00	Used	Non BMW Group (incl. Motorcycles)	Private	
85	Jan - 19	Apr - 17	17,964.30	14,568.40	9,768.94	4,799.46	Used	X1 Series	Private	
86	Jan - 19	Mar - 17	22,839.49	21,087.77	13,916.98	7,170.79	New	MINI	Commercial	
87	Jan - 19	Dec - 15	7,603.49	6,888.56	2,986.51	3,902.05	New	Non BMW Group (incl. Motorcycles)	Commercial	
88	Jan - 19	Nov - 16	13,749.59	12,764.39	6,454.67	6,339.46	New	MINI	Private	
89	Jan - 19	May - 17	19,787.47	18,397.85	0.00	18,397.85	Used	1 Series	Private	
90	Jan - 19	Oct - 15	10,421.90	8,647.75	8,021.97	625.78	Used	1 Series	Commercial	
91	Jan - 19	Jan - 15	17,225.98	14,746.15	14,746.15	0.00	Used	MINI	Private	
92	Jan - 19	Feb - 17	12,958.05	9,890.86	5,666.94	4,223.92	Used	Non BMW Group (incl. Motorcycles)	Commercial	
93	Jan - 19	Feb - 17	31,982.53	29,736.84	2,200.09	27,536.75	Used	7 Series	Commercial	
94	Jan - 19	Nov - 16	23,753.51	11,899.67	196.21	11,703.46	New	2 Series	Private	
95	Jan - 19	Jan - 17	10,254.95	6,028.79	6,028.79	0.00	Used	1 Series	Private	
96	Feb - 19	May - 17	2,691.94	1,695.13	1,695.13	0.00	Used	3 Series	Commercial	
97	Feb - 19	July - 15	2,676.73	778.17	778.17	0.00	Used	MINI	Private	
98	Feb - 19	Nov - 16	28,774.12	25,291.52	14,925.34	10,366.18	New	3 Series	Commercial	
99	Feb - 19	Sept - 16	20,979.10	19,508.87	13,831.03	5,677.84	New	3 Series	Commercial	
100	Feb - 19	July - 15	26,544.50	23,255.73	23,255.73	0.00	New	2 Series	Private	
101	Feb - 19	May - 17	39,995.67	34,454.72	16,848.08	17,606.64	Used	5 Series	Commercial	
102	Feb - 19	July - 15	20,460.64	18,575.16	8,438.63	10,136.53	Used	1 Series	Private	
103	Feb - 19	Mar - 17	15,275.58	6,892.99	312.58	6,580.41	Used	MINI	Commercial	
104	Mar - 19	June - 17	21,633.42	19,505.74	7,900.00	11,605.74	Used	5 Series	Private	
105	Mar - 19	Apr - 17	32,869.57	27,691.71	15,418.85	12,272.86	Used	3 Series	Commercial	
106	Mar - 19	June - 17	27,451.10	22,903.83	15,151.78	7,752.44	Used	5 Series	Commercial	
107	Mar - 19	Aug - 15	13,139.33	1,968.15	1,968.15	0.00	Used	1 Series	Private	
108	Mar - 19	May - 17	47,695.94	41,509.08	23,024.60	18,484.48	New	X1 Series	Commercial	

Compartment German Auto Loans 7
Monthly Investor Report



Rolls-Royce
Motor Cars Limited

Reporting Date	Dec 10, 2020		
Payment Date	Dec 21, 2020		
Period No	38		
Monthly Period	Nov 30, 2020		
Interest Period	From	Nov 20, 2020	to Dec 21, 2020 = 31 days

9. Defaulted Amount & Recovery Amount - Loan Level Data*

	Month / Year of Default	Month / Year of Loan Origination	Principal Balance (Initial in EUR)	Principal Balance of Loan at Default (in EUR)	Recovery Total (in EUR)	Principal Balance End of Period (in EUR)	Object Type (new / used)	Vehicle Series	Customer Type (private / commercial)	Out of Deal (Month / Year)
109	Mar - 19	Feb - 17	8,780.57	7,596.87	0.00	7,596.87	Used	MINI	Commercial	
110	Mar - 19	Feb - 16	19,464.00	3,702.92	-224.96	3,927.88	Used	5 Series	Commercial	
111	Mar - 19	Apr - 14	23,700.61	17,307.23	10,176.64	7,308.35	Used	7 Series	Commercial	
112	Mar - 19	June - 17	40,967.63	36,937.11	10,287.35	26,649.76	New	2 Series	Private	
113	Apr - 19	Sept - 16	14,320.79	13,398.30	2,118.86	11,279.44	Used	Non BMW Group (incl. Motorcycles)	Commercial	
114	Apr - 19	Sept - 16	37,005.06	31,095.19	16,735.15	14,360.04	New	5 Series	Commercial	
115	Apr - 19	Mar - 17	19,345.54	16,354.78	7,182.63	9,218.45	Used	5 Series	Commercial	
116	Apr - 19	June - 17	36,061.97	33,276.79	23,972.80	9,303.99	Used	X5 Series	Commercial	
117	Apr - 19	June - 17	68,976.15	61,070.90	47,035.21	14,035.69	New	3 Series	Commercial	
118	Apr - 19	Mav - 17	26,858.21	22,979.72	14,880.27	8,126.85	Used	5 Series	Commercial	
119	Apr - 19	Sept - 15	54,212.19	4,900.88	4,900.88	0.00	New	X6 Series	Commercial	
120	Mav - 19	Feb - 17	33,768.80	23,575.42	46.05	23,529.37	New	2 Series	Commercial	
121	Mav - 19	Apr - 17	31,668.69	27,883.20	15,978.37	11,904.83	Used	5 Series	Commercial	
122	Mav - 19	June - 17	16,619.74	12,517.87	12,517.87	0.00	Used	3 Series	Private	
123	Mav - 19	June - 17	9,853.65	6,158.95	6,158.95	0.00	Used	3 Series	Private	
124	Mav - 19	Mav - 17	15,029.13	6,742.60	-60.80	6,803.40	Used	1 Series	Commercial	
125	Mav - 19	Mar - 17	55,475.90	52,614.69	31,893.98	21,239.90	New	X6 Series	Commercial	
126	Mav - 19	Oct - 13	16,570.07	12,821.23	-114.91	12,936.14	Used	Non BMW Group (incl. Motorcycles)	Commercial	
127	Mav - 19	Oct - 15	19,932.95	15,989.37	15,989.37	0.00	New	1 Series	Private	
128	Mav - 19	Mar - 17	24,173.67	8,760.60	82.49	8,678.11	New	2 Series	Commercial	
129	Mav - 19	Mar - 17	20,688.97	16,111.75	16,111.75	0.00	Used	MINI	Private	
130	Mav - 19	Mar - 16	21,700.02	14,128.09	0.00	14,128.09	New	5 Series	Commercial	
131	June - 19	Oct - 13	3,955.64	1,414.56	1,414.56	0.00	Used	MINI	Private	
132	June - 19	Apr - 17	8,579.06	5,095.03	5,095.03	0.00	Used	Non BMW Group (incl. Motorcycles)	Commercial	
133	June - 19	Feb - 17	31,133.81	25,498.25	16,533.88	8,964.37	New	MINI	Commercial	
134	June - 19	June - 17	25,662.42	22,235.92	12,571.74	9,710.74	New	2 Series	Commercial	
135	June - 19	Oct - 16	15,933.43	13,907.35	8,012.92	5,894.43	Used	3 Series	Private	
136	June - 19	Apr - 17	52,954.53	48,447.28	0.00	48,447.28	New	X4 Series	Commercial	
137	June - 19	Jan - 17	77,289.71	66,841.86	43,559.48	23,282.38	New	X5 Series	Commercial	
138	Julv - 19	Apr - 17	10,749.57	9,326.27	2,845.09	6,481.18	Used	1 Series	Commercial	
139	Julv - 19	Nov - 15	30,441.68	24,735.97	13,213.76	11,522.21	Used	5 Series	Private	
140	Julv - 19	Feb - 17	41,522.40	32,176.69	32,176.69	0.00	New	5 Series	Commercial	
141	Julv - 19	Nov - 15	18,902.57	7,889.00	7,889.00	0.00	New	X5 Series	Private	
142	Julv - 19	Mar - 17	56,362.66	47,757.31	38,471.24	9,286.07	New	X5 Series	Private	
143	Julv - 19	Apr - 17	28,058.62	22,666.80	9,358.70	13,308.10	Used	5 Series	Commercial	
144	Julv - 19	Nov - 15	31,687.90	9,070.52	9,070.52	0.00	New	MINI	Private	

Compartment German Auto Loans 7
Monthly Investor Report



Rolls-Royce
 Motor Cars Limited

Reporting Date	Dec 10, 2020		
Payment Date	Dec 21, 2020		
Period No	38		
Monthly Period	Nov 30, 2020		
Interest Period	From	Nov 20, 2020	to Dec 21, 2020 = 31 days

9. Defaulted Amount & Recovery Amount - Loan Level Data*

	Month / Year of Default	Month / Year of Loan Origination	Principal Balance (Initial in EUR)	Principal Balance of Loan at Default (in EUR)	Recovery Total (in EUR)	Principal Balance End of Period (in EUR)	Object Type (new / used)	Vehicle Series	Customer Type (private / commercial)	Out of Deal (Month / Year)
145	July - 19	Apr - 16	60,298.95	43,515.79	30,513.71	13,002.08	New	4 Series	Private	
146	July - 19	July - 14	8,378.37	6,331.77	1,554.56	4,777.21	Used	7 Series	Commercial	
147	July - 19	Dec - 15	38,192.26	31,084.99	31,084.99	0.00	New	X4 Series	Private	
148	July - 19	May - 17	15,668.38	10,976.52	5,535.98	5,440.54	Used	3 Series	Commercial	
149	Aug - 19	June - 17	29,758.13	25,275.16	11,703.29	13,571.87	New	3 Series	Commercial	
150	Aug - 19	Apr - 17	41,122.49	33,168.62	21,867.90	11,300.72	New	4 Series	Private	
151	Aug - 19	June - 17	13,526.59	11,460.66	6,199.40	5,261.26	Used	3 Series	Private	
152	Aug - 19	Jan - 15	19,839.76	15,914.45	8,623.65	7,290.80	Used	X1 Series	Private	
153	Aug - 19	June - 17	31,921.68	26,089.48	0.00	26,089.48	Used	3 Series	Private	
154	Aug - 19	June - 17	30,021.95	26,131.77	26,131.77	0.00	New	2 Series	Commercial	
155	Aug - 19	Nov - 16	6,454.79	5,072.88	5,072.88	0.00	Used	MINI	Private	
156	Aug - 19	May - 17	25,777.71	20,420.26	20,420.26	0.00	Used	1 Series	Private	
157	Aug - 19	Jan - 14	7,210.03	438.74	438.74	0.00	Used	MINI	Private	
158	Aug - 19	Dec - 15	8,009.96	5,376.01	5,376.01	0.00	Used	X5 Series	Commercial	
159	Aug - 19	May - 16	49,362.66	43,828.34	43,828.34	0.00	New	X4 Series	Commercial	
160	Aug - 19	Jan - 15	16,224.91	2,281.08	2,281.08	0.00	Used	3 Series	Private	
161	Sept - 19	June - 17	16,360.14	10,677.02	6,293.77	4,429.33	Used	5 Series	Commercial	
162	Sept - 19	Feb - 16	10,433.46	139.11	-88.79	227.90	Used	5 Series	Commercial	
163	Sept - 19	Apr - 17	23,859.80	17,947.28	7,576.81	10,370.47	Used	5 Series	Commercial	
164	Sept - 19	May - 16	21,807.06	18,512.79	18,512.79	0.00	New	2 Series	Private	
165	Sept - 19	Apr - 15	21,471.48	14,319.27	14,319.27	0.00	Used	5 Series	Commercial	
166	Sept - 19	Feb - 15	43,800.34	37,494.51	37,494.51	0.00	Used	3 Series	Commercial	
167	Sept - 19	Feb - 17	4,620.37	764.65	500.00	264.65	Used	MINI	Private	
168	Sept - 19	May - 17	31,721.01	24,236.27	24,236.27	0.00	Used	X3 Series	Commercial	
169	Sept - 19	May - 17	32,978.53	28,882.77	18,567.32	10,315.45	New	4 Series	Private	
170	Sept - 19	Feb - 17	9,800.65	8,134.84	0.00	8,158.96	Used	MINI	Private	
171	Sept - 19	Oct - 16	24,863.82	20,830.67	4,902.16	15,928.51	New	MINI	Commercial	
172	Sept - 19	May - 17	8,164.30	4,415.02	0.00	4,415.02	Used	1 Series	Private	
173	Sept - 19	Mar - 15	7,854.20	5,684.90	0.00	5,684.90	Used	1 Series	Private	
174	Sept - 19	Feb - 15	23,759.40	4,405.04	507.46	3,897.58	Used	X5 Series	Commercial	
175	Oct - 19	Apr - 17	20,153.31	15,690.73	0.00	15,690.73	Used	3 Series	Commercial	
176	Oct - 19	June - 17	10,111.08	4,017.26	0.00	4,017.26	Used	3 Series	Private	
177	Oct - 19	Mar - 17	33,377.34	27,118.98	13,104.40	14,182.18	Used	5 Series	Commercial	
178	Oct - 19	Apr - 17	25,953.03	22,816.66	15,625.62	7,191.04	New	X1 Series	Commercial	
179	Oct - 19	July - 16	18,019.58	16,535.52	12,305.38	4,230.14	New	1 Series	Commercial	
180	Oct - 19	June - 17	34,856.20	6,092.61	3,913.29	2,179.32	Used	MINI	Private	

Compartment German Auto Loans 7
Monthly Investor Report



Rolls-Royce
Motor Cars Limited

Reporting Date	Dec 10, 2020		
Payment Date	Dec 21, 2020		
Period No	38		
Monthly Period	Nov 30, 2020		
Interest Period	From	Nov 20, 2020	to Dec 21, 2020 = 31 days

9. Defaulted Amount & Recovery Amount - Loan Level Data*

	Month / Year of Default	Month / Year of Loan Origination	Principal Balance (Initial in EUR)	Principal Balance of Loan at Default (in EUR)	Recovery Total (in EUR)	Principal Balance End of Period (in EUR)	Object Type (new / used)	Vehicle Series	Customer Type (private / commercial)	Out of Deal (Month / Year)
181	Oct - 19	Oct - 16	14,070.26	9,896.28	9,896.28	0.00	Used	X3 Series	Private	
182	Oct - 19	June - 16	17,523.56	9,985.48	9,985.48	0.00	New	MINI	Commercial	
183	Oct - 19	Mar - 17	23,509.26	10,741.04	10,741.04	0.00	Used	7 Series	Commercial	
184	Oct - 19	Apr - 16	28,492.75	0.00	-6,153.43	6,153.43	New	5 Series	Private	
185	Nov - 19	June - 17	15,650.00	12,377.29	4,141.75	8,256.55	Used	3 Series	Private	
186	Nov - 19	Apr - 15	10,151.22	3,541.59	3,541.59	0.00	Used	Non BMW Group (incl. Motorcycles)	Private	
187	Nov - 19	July - 15	12,571.17	8,764.46	0.00	8,764.46	Used	Non BMW Group (incl. Motorcycles)	Commercial	
188	Nov - 19	Mar - 17	7,922.63	3,858.29	3,858.29	0.00	Used	1 Series	Private	
189	Nov - 19	Feb - 17	25,271.35	9,822.25	0.00	9,822.25	Used	5 Series	Private	
190	Nov - 19	Sept - 16	35,871.91	19,193.99	0.00	19,193.99	Used	6 Series	Private	
191	Nov - 19	Apr - 17	9,555.88	972.45	972.45	0.31	Used	6 Series	Commercial	
192	Nov - 19	Apr - 17	52,191.79	44,850.70	24,245.40	20,605.30	New	4 Series	Commercial	
193	Nov - 19	Sept - 16	32,474.52	25,911.08	25,911.08	0.00	New	1 Series	Private	
194	Nov - 19	Apr - 17	14,871.18	12,265.86	12,265.86	0.00	Used	3 Series	Private	
195	Dec - 19	June - 16	13,351.78	10,759.26	8,196.29	2,562.97	Used	3 Series	Private	
196	Dec - 19	Mar - 17	12,102.71	6,540.38	4,395.60	2,144.78	Used	1 Series	Private	
197	Dec - 19	Aug - 15	13,083.55	8,762.97	4,469.17	4,293.80	Used	1 Series	Private	
198	Dec - 19	Jan - 17	22,148.20	16,356.46	0.00	16,356.46	Used	3 Series	Private	
199	Dec - 19	Mar - 17	10,087.49	207.89	-85.65	293.54	Used	MINI	Commercial	
200	Dec - 19	Oct - 16	10,617.22	7,486.79	7,486.79	0.00	Used	1 Series	Private	
201	Dec - 19	Apr - 17	44,046.55	7,668.70	6,546.92	1,121.78	Used	X5 Series	Commercial	
202	Dec - 19	May - 17	11,613.68	5,350.78	5,026.33	324.45	Used	3 Series	Commercial	
203	Dec - 19	Aug - 15	13,544.66	9,164.79	2,888.22	6,276.57	Used	5 Series	Commercial	
204	Dec - 19	Mar - 17	17,218.61	14,328.06	20.45	14,307.61	Used	MINI	Commercial	
205	Dec - 19	May - 17	21,898.22	15,140.09	15,140.09	0.00	Used	3 Series	Private	
206	Dec - 19	Oct - 15	7,006.99	5,381.09	1,203.52	4,177.57	Used	Non BMW Group (incl. Motorcycles)	Commercial	
207	Dec - 19	Feb - 17	46,273.62	18,073.98	-250.10	18,324.08	Used	X5 Series	Commercial	
208	Jan - 20	June - 16	33,372.15	6,426.61	6,426.61	0.00	New	4 Series	Private	
209	Jan - 20	May - 17	77,646.79	21,364.35	21,364.35	0.00	New	X4 Series	Commercial	
210	Jan - 20	Nov - 16	88,312.62	71,280.62	22,606.01	48,674.61	New	X5 Series	Commercial	
211	Jan - 20	Sept - 16	51,135.76	36,894.21	22,288.66	14,651.76	New	X5 Series	Private	
212	Jan - 20	June - 17	21,920.64	8,715.14	8,715.14	0.00	Used	4 Series	Commercial	
213	Jan - 20	Oct - 16	60,835.16	39,186.84	34,534.18	4,652.66	New	2 Series	Private	
214	Jan - 20	Mar - 17	14,228.14	2,063.40	-1.29	2,064.69	New	MINI	Private	
215	Feb - 20	Feb - 17	31,424.71	25,157.47	17,738.62	7,418.85	Used	X6 Series	Commercial	
216	Feb - 20	May - 17	35,977.09	27,747.27	20,672.96	7,074.31	New	MINI	Commercial	

Compartment German Auto Loans 7
Monthly Investor Report



Rolls-Royce
Motor Cars Limited

Reporting Date	Dec 10, 2020		
Payment Date	Dec 21, 2020		
Period No	38		
Monthly Period	Nov 30, 2020		
Interest Period	From	Nov 20, 2020	to Dec 21, 2020 = 31 days

9. Defaulted Amount & Recovery Amount - Loan Level Data*

	Month / Year of Default	Month / Year of Loan Origination	Principal Balance (Initial in EUR)	Principal Balance of Loan at Default (in EUR)	Recovery Total (in EUR)	Principal Balance End of Period (in EUR)	Object Type (new / used)	Vehicle Series	Customer Type (private / commercial)	Out of Deal (Month / Year)
217	Feb - 20	June - 17	6,103.26	3,803.87	2,267.01	1,536.86	Used	3 Series	Private	
218	Feb - 20	May - 17	13,858.15	7,269.95	4,184.00	3,085.95	Used	3 Series	Commercial	
219	Feb - 20	Mar - 17	31,327.32	25,694.00	22,702.74	2,991.26	New	5 Series	Private	
220	Feb - 20	Mar - 17	27,119.20	18,838.28	11,783.24	7,055.04	Used	5 Series	Commercial	
221	Feb - 20	Mar - 17	55,794.75	24,768.14	21,625.99	3,142.15	Used	X5 Series	Commercial	
222	Feb - 20	May - 17	23,414.76	16,435.82	16,435.82	0.00	Used	2 Series	Private	
223	Mar - 20	Aug - 16	10,975.84	1,738.92	1,738.92	0.00	Used	MINI	Private	
224	Mar - 20	June - 17	42,218.84	34,800.57	17,569.44	17,231.13	Used	X5 Series	Commercial	
225	Mar - 20	Feb - 17	39,450.76	35,279.77	0.00	35,279.77	New	X4 Series	Commercial	
226	Mar - 20	Aug - 16	11,552.59	6,718.88	0.00	6,718.88	Used	3 Series	Commercial	
227	Apr - 20	June - 17	26,272.21	7,877.20	-198.79	8,075.99	Used	X5 Series	Commercial	
228	Apr - 20	Feb - 17	14,271.34	9,925.23	9,925.23	0.00	Used	Z Series	Private	
229	Apr - 20	Mar - 17	32,141.49	23,467.22	23,467.22	0.00	New	3 Series	Private	
230	Apr - 20	Feb - 17	18,063.43	10,254.35	10,254.35	0.00	New	MINI	Commercial	
231	Apr - 20	May - 17	33,318.78	23,583.39	0.00	23,583.39	Used	5 Series	Private	
232	Apr - 20	Feb - 17	13,090.06	7,458.28	5,115.30	2,342.98	Used	1 Series	Commercial	
233	May - 20	Apr - 17	83,215.14	65,041.34	39,728.95	25,472.66	New	7 Series	Commercial	
234	May - 20	June - 17	63,093.23	42,211.63	0.00	42,211.63	Used	6 Series	Commercial	
235	May - 20	Oct - 16	7,575.60	448.33	448.33	0.00	Used	5 Series	Private	
236	May - 20	Dec - 15	21,640.47	9,828.02	5,532.18	4,295.84	Used	X5 Series	Commercial	
237	May - 20	May - 17	13,655.23	9,014.47	4,564.51	4,449.96	Used	MINI	Commercial	
238	May - 20	Oct - 15	26,109.89	1,497.90	1,497.90	0.00	Used	7 Series	Commercial	
239	May - 20	Apr - 16	17,722.63	4,386.55	0.00	4,386.55	Used	5 Series	Commercial	
240	May - 20	June - 17	61,361.97	47,656.11	23,473.14	24,182.97	New	7 Series	Commercial	
241	May - 20	Sept - 15	26,364.44	17,505.95	14,580.16	2,925.79	Used	X6 Series	Commercial	
242	May - 20	Feb - 17	32,876.00	3,871.69	972.93	2,898.76	New	2 Series	Private	
243	June - 20	Aug - 16	18,201.67	13,377.87	0.00	13,377.87	Used	5 Series	Private	
244	June - 20	Dec - 16	19,730.70	11,644.81	11,644.81	0.00	New	1 Series	Private	
245	June - 20	Nov - 14	5,087.18	2,045.12	426.55	1,618.57	Used	3 Series	Private	
246	June - 20	Mar - 15	12,011.24	7,090.04	4,728.59	2,361.45	Used	3 Series	Private	
247	June - 20	Nov - 16	43,367.09	41,745.34	26,711.78	15,033.56	New	X3 Series	Private	
248	June - 20	May - 17	33,456.98	26,930.71	14,020.30	12,910.41	New	2 Series	Private	
249	June - 20	Aug - 16	16,809.61	11,961.45	6,413.72	5,547.73	Used	3 Series	Private	
250	June - 20	May - 17	10,929.70	10,363.40	10,404.98	0.00	Used	MINI	Private	
251	June - 20	Apr - 17	12,003.46	9,571.57	5,964.45	3,607.12	Used	3 Series	Private	
252	June - 20	June - 17	6,600.82	575.18	0.00	575.18	Used	Non BMW Group (incl. Motorcycles)	Commercial	

Compartment German Auto Loans 7

Monthly Investor Report



Rolls-Royce
Motor Cars Limited

Reporting Date	Dec 10, 2020		
Payment Date	Dec 21, 2020		
Period No	38		
Monthly Period	Nov 30, 2020		
Interest Period	From	Nov 20, 2020	to Dec 21, 2020 = 31 days

9. Defaulted Amount & Recovery Amount - Loan Level Data*

	Month / Year of Default	Month / Year of Loan Origination	Principal Balance (Initial in EUR)	Principal Balance of Loan at Default (in EUR)	Recovery Total (in EUR)	Principal Balance End of Period (in EUR)	Object Type (new / used)	Vehicle Series	Customer Type (private / commercial)	Out of Deal (Month / Year)
253	June - 20	July - 15	10,959.68	5,855.17	-651.36	6,506.53	Used	Non BMW Group (incl. Motorcycles)	Commercial	
254	July - 20	Dec - 16	5,721.43	2,224.10	750.00	1,474.10	Used	Non BMW Group (incl. Motorcycles)	Private	
255	July - 20	Mar - 17	67,208.33	59,679.54	59,679.54	0.00	New	X5 Series	Private	
256	July - 20	June - 17	37,416.48	30,764.04	14,020.13	16,743.91	New	2 Series	Private	
257	July - 20	June - 17	24,777.50	19,555.64	17,059.33	2,496.31	Used	7 Series	Commercial	
258	July - 20	Mar - 17	8,911.91	5,344.68	0.00	5,344.68	Used	3 Series	Private	
259	July - 20	Mar - 15	6,231.65	3,303.48	3,303.48	0.00	Used	MINI	Private	
260	July - 20	Apr - 17	63,330.02	52,227.14	36,896.55	15,330.59	New	4 Series	Commercial	
261	Aug - 20	June - 17	18,199.47	10,915.17	8,663.64	2,251.53	Used	1 Series	Private	
262	Aug - 20	Apr - 17	15,518.56	11,197.61	4.26	11,193.35	Used	3 Series	Private	
263	Aug - 20	June - 17	36,167.75	26,304.91	15,600.00	10,704.91	New	2 Series	Private	
264	Aug - 20	June - 17	52,051.18	37,495.72	20,952.54	16,543.18	New	X3 Series	Commercial	
265	Aug - 20	June - 17	27,566.19	19,332.76	9,384.41	9,948.35	Used	5 Series	Private	
266	Aug - 20	Mar - 17	7,502.07	1,634.83	1,634.83	0.00	Used	Non BMW Group (incl. Motorcycles)	Commercial	
267	Aug - 20	June - 16	10,398.34	6,490.73	6,490.73	0.00	Used	1 Series	Private	
268	Aug - 20	May - 17	23,090.85	17,710.30	13,338.41	4,371.89	Used	5 Series	Private	
269	Sept - 20	Aug - 16	17,668.35	10,823.01	7,107.07	3,715.94	Used	X1 Series	Commercial	
270	Sept - 20	May - 17	15,055.23	8,091.63	3,433.52	4,658.11	Used	1 Series	Private	
271	Sept - 20	Aug - 16	24,562.71	16,958.72	13,600.00	3,358.72	Used	5 Series	Private	
272	Sept - 20	Feb - 17	13,905.78	2,579.55	610.82	1,968.73	Used	X1 Series	Private	
273	Sept - 20	May - 17	71,502.70	55,142.32	55,142.32	0.00	New	X5 Series	Private	
274	Sept - 20	Dec - 16	25,436.18	7,934.68	0.00	7,934.68	Used	5 Series	Commercial	
275	Sept - 20	May - 17	32,365.65	23,765.80	16,430.91	7,334.89	Used	Non BMW Group (incl. Motorcycles)	Commercial	
276	Sept - 20	Feb - 17	5,921.85	3,246.46	330.42	2,916.04	Used	MINI	Private	
277	Oct - 20	June - 17	9,120.49	4,996.53	4,996.53	0.00	Used	1 Series	Private	
278	Oct - 20	Feb - 17	25,045.12	18,162.84	0.00	18,162.98	Used	5 Series	Private	
279	Oct - 20	May - 17	36,715.73	14,686.45	0.00	14,686.45	Used	3 Series	Commercial	
280	Oct - 20	Mar - 17	45,481.72	38,515.40	0.00	38,515.40	New	X4 Series	Commercial	
281	Oct - 20	Sept - 16	13,566.73	8,668.12	0.00	8,668.12	Used	1 Series	Private	
282	Oct - 20	Mar - 17	16,504.42	8,284.60	1,268.00	7,016.60	Used	5 Series	Commercial	
283	Oct - 20	Dec - 16	80,958.59	56,710.27	0.00	56,875.60	Used	X6 Series	Commercial	
284	Oct - 20	Mar - 17	27,656.01	3,759.31	1,000.00	2,759.31	Used	1 Series	Commercial	
285	Oct - 20	Mar - 17	10,179.00	6,255.24	6,255.24	0.00	Used	MINI	Private	
286	Oct - 20	Aug - 16	27,022.72	18,749.67	17,900.00	849.67	Used	5 Series	Private	
287	Oct - 20	Mar - 17	59,282.81	36,815.12	35,197.00	1,618.12	Used	X6 Series	Commercial	
288	Oct - 20	Dec - 16	18,542.85	13,173.06	7,325.15	5,847.91	Used	3 Series	Private	

Compartment German Auto Loans 7
Monthly Investor Report



Rolls-Royce
Motor Cars Limited

Reporting Date	Dec 10, 2020			
Payment Date	Dec 21, 2020			
Period No	38			
Monthly Period	Nov 30, 2020			
Interest Period	From	Nov 20, 2020	to	Dec 21, 2020 = 31 days

9. Defaulted Amount & Recovery Amount - Loan Level Data*

	Month / Year of Default	Month / Year of Loan Origination	Principal Balance (Initial in EUR)	Principal Balance of Loan at Default (in EUR)	Recovery Total (in EUR)	Principal Balance End of Period (in EUR)	Object Type (new / used)	Vehicle Series	Customer Type (private / commercial)	Out of Deal (Month / Year)
289	Nov - 20	July - 15	17,238.73	9,765.49	8,303.00	1,462.49	Used	3 Series	Private	
290	Nov - 20	Nov - 16	23,735.31	13,335.79	0.00	13,335.79	Used	5 Series	Commercial	
291	Nov - 20	Apr - 17	25,077.08	4,342.79	153.05	4,189.74	New	MINI	Private	
292	Nov - 20	Apr - 17	18,108.36	7,493.47	400.00	7,093.47	Used	5 Series	Commercial	
293	Nov - 20	Apr - 17	21,743.14	11,733.83	0.00	11,733.83	New	MINI	Private	
294	Nov - 20	Apr - 17	13,755.21	11,818.62	400.38	11,418.24	Used	3 Series	Private	
295	Nov - 20	Dec - 16	13,476.28	7,844.47	6,203.00	1,641.47	Used	1 Series	Private	
296	Nov - 20	Jan - 17	31,432.72	20,054.32	0.00	20,054.32	Used	5 Series	Commercial	
297	Nov - 20	June - 17	20,288.21	8,207.82	8,207.82	0.00	Used	3 Series	Private	
298	Nov - 20	Apr - 17	29,505.69	21,149.67	0.00	21,149.67	New	MINI	Private	
299	Nov - 20	June - 17	25,649.84	18,765.90	13,706.90	5,059.00	New	3 Series	Private	
300	Jan - 18	June - 17	4,814.49	4,678.96	4,071.21	607.75	Used	3 Series	Private	Apr - 18
301	Feb - 18	Apr - 16	18,392.34	18,392.34	15,624.13	2,768.21	New	1 Series	Private	May - 18
302	Feb - 18	Jan - 17	13,015.36	13,015.36	10,496.32	2,519.04	Used	3 Series	Commercial	May - 18
303	Mar - 18	Jan - 15	10,760.66	10,449.98	8,565.78	1,884.20	Used	3 Series	Commercial	June - 18
304	Apr - 18	Mav - 17	24,462.11	23,731.53	19,098.67	4,632.86	Used	3 Series	Private	June - 18
305	Mar - 18	Apr - 17	19,078.09	18,976.67	14,008.04	4,968.63	New	Non BMW Group (incl. Motorcycles)	Private	July - 18
306	Apr - 18	Mar - 15	18,533.65	17,307.68	14,417.98	2,889.70	New	2 Series	Private	July - 18
307	Apr - 18	Aug - 14	24,408.07	24,036.89	11,022.31	13,014.58	Used	5 Series	Private	July - 18
308	Mav - 18	June - 17	24,350.95	23,473.04	17,297.11	6,175.93	Used	5 Series	Commercial	July - 18
309	Feb - 18	Sept - 15	16,194.30	15,610.51	13,297.19	2,313.32	Used	Non BMW Group (incl. Motorcycles)	Commercial	Sept - 18
310	June - 18	Mar - 17	38,982.54	38,982.54	20,803.51	18,179.03	New	2 Series	Commercial	Sept - 18
311	June - 18	Nov - 16	11,659.49	10,879.98	8,180.68	2,699.30	Used	1 Series	Commercial	Sept - 18
312	June - 18	Feb - 17	59,638.45	57,561.06	27,451.01	30,110.05	Used	X5 Series	Commercial	Sept - 18
313	June - 18	Mar - 15	15,739.18	14,359.05	13,286.97	1,072.08	New	1 Series	Private	Sept - 18
314	June - 18	June - 17	15,118.31	14,731.56	9,656.29	5,075.27	New	Other BMW Group	Commercial	Sept - 18
315	July - 18	Feb - 17	9,052.80	8,479.86	7,647.61	832.25	Used	MINI	Private	Oct - 18
316	July - 18	Mar - 17	15,313.68	14,307.17	12,872.79	1,478.44	Used	5 Series	Private	Oct - 18
317	Oct - 18	July - 15	1,971.95	201.26	69.03	132.23	Used	3 Series	Commercial	Oct - 18
318	July - 18	Mav - 14	14,901.11	13,229.46	5,748.71	7,480.75	Used	X3 Series	Commercial	Nov - 18
319	Aug - 18	Feb - 17	23,195.92	22,058.54	13,179.72	8,878.82	New	1 Series	Commercial	Nov - 18
320	Aug - 18	Mar - 17	11,986.15	10,957.18	6,438.78	4,518.40	Used	3 Series	Commercial	Nov - 18
321	Aug - 18	Mav - 17	39,153.99	37,763.60	27,626.95	10,136.65	Used	X5 Series	Commercial	Nov - 18
322	Aug - 18	June - 15	10,989.03	9,668.44	8,141.25	1,527.19	Used	X1 Series	Private	Nov - 18
323	Nov - 18	June - 15	12,502.56	141.10	-14.46	155.56	New	1 Series	Commercial	Nov - 18
324	Sept - 18	Mar - 17	17,009.38	13,744.14	11,997.82	1,746.32	Used	5 Series	Commercial	Dec - 18

Compartment German Auto Loans 7
Monthly Investor Report



Rolls-Royce
Motor Cars Limited

Reporting Date	Dec 10, 2020		
Payment Date	Dec 21, 2020		
Period No	38		
Monthly Period	Nov 30, 2020		
Interest Period	From	Nov 20, 2020	to Dec 21, 2020 = 31 days

9. Defaulted Amount & Recovery Amount - Loan Level Data*

	Month / Year of Default	Month / Year of Loan Origination	Principal Balance (Initial in EUR)	Principal Balance of Loan at Default (in EUR)	Recovery Total (in EUR)	Principal Balance End of Period (in EUR)	Object Type (new / used)	Vehicle Series	Customer Type (private / commercial)	Out of Deal (Month / Year)
325	Sept - 18	July - 15	40,884.88	35,768.54	26,832.32	8,936.22	New	5 Series	Private	Dec - 18
326	Sept - 18	Mar - 17	33,303.60	30,219.35	23,885.80	6,429.96	New	5 Series	Private	Dec - 18
327	Oct - 18	Aug - 15	26,890.77	24,307.82	12,779.87	11,527.95	New	3 Series	Commercial	Dec - 18
328	Oct - 18	May - 17	16,627.65	14,360.64	7,705.82	6,654.82	Used	5 Series	Commercial	Dec - 18
329	Oct - 18	May - 16	35,716.67	32,535.22	23,132.20	9,403.02	Used	7 Series	Commercial	Dec - 18
330	Oct - 18	May - 17	32,130.31	29,069.80	20,670.87	8,398.93	New	5 Series	Commercial	Dec - 18
331	Oct - 18	Sept - 16	27,162.94	24,516.57	15,336.62	9,179.95	Used	5 Series	Commercial	Dec - 18
332	Dec - 18	Feb - 16	52,362.56	199.51	139.42	60.09	New	4 Series	Commercial	Dec - 18
333	Sept - 18	May - 17	29,940.66	27,978.20	18,830.42	9,147.78	Used	5 Series	Commercial	Jan - 19
334	Oct - 18	Nov - 16	14,094.98	12,444.44	10,265.14	2,179.30	Used	1 Series	Commercial	Jan - 19
335	Oct - 18	May - 17	17,794.18	15,231.08	9,212.84	6,018.24	Used	1 Series	Commercial	Jan - 19
336	Oct - 18	Dec - 13	28,231.92	23,963.79	15,551.88	8,411.91	Used	X3 Series	Commercial	Jan - 19
337	Oct - 18	May - 14	18,857.56	15,632.97	13,045.17	2,587.80	Used	X6 Series	Commercial	Jan - 19
338	Nov - 18	May - 17	23,976.65	22,169.34	15,035.01	7,134.33	Used	3 Series	Private	Jan - 19
339	Jan - 18	June - 13	12,963.55	12,963.55	12,838.96	124.59	Used	5 Series	Private	Feb - 19
340	Oct - 18	Mar - 17	27,208.02	24,486.52	15,881.39	8,605.13	Used	3 Series	Private	Feb - 19
341	Nov - 18	Jan - 17	24,695.49	23,209.28	17,984.59	5,224.69	New	1 Series	Commercial	Feb - 19
342	Nov - 18	Jan - 17	37,185.72	35,751.27	24,960.95	10,790.32	New	5 Series	Commercial	Feb - 19
343	Nov - 18	Oct - 16	17,127.84	15,421.60	13,018.47	2,403.13	New	MINI	Commercial	Feb - 19
344	Nov - 18	June - 17	25,054.02	22,203.66	15,337.91	6,865.75	Used	5 Series	Commercial	Feb - 19
345	Nov - 18	Feb - 17	26,810.80	24,057.63	15,577.71	8,479.92	Used	X1 Series	Private	Feb - 19
346	Nov - 18	Apr - 17	1,769.88	256.31	-185.31	441.62	Used	3 Series	Commercial	Mar - 19
347	Dec - 18	May - 17	10,863.71	9,177.49	7,516.89	1,660.60	Used	7 Series	Commercial	Mar - 19
348	Dec - 18	Apr - 17	9,612.87	8,549.13	6,574.47	1,974.66	Used	1 Series	Private	Mar - 19
349	Dec - 18	Apr - 17	17,434.18	16,592.95	6,661.62	9,931.33	Used	5 Series	Private	Apr - 19
350	Jan - 19	July - 16	31,651.71	29,112.21	20,503.88	8,608.33	New	2 Series	Private	Apr - 19
351	Jan - 19	May - 17	24,961.93	22,243.24	15,685.80	6,557.44	Used	4 Series	Private	Apr - 19
352	Jan - 19	June - 17	28,719.85	23,927.28	22,173.49	1,753.79	Used	X6 Series	Commercial	Apr - 19
353	Apr - 19	Mar - 17	16,731.38	10,160.71	8,008.37	2,152.34	Used	1 Series	Private	Apr - 19
354	Apr - 19	Feb - 17	12,540.62	9,541.35	1,695.36	7,845.99	Used	Non BMW Group (incl. Motorcycles)	Commercial	Apr - 19
355	Jan - 19	Oct - 15	16,578.95	16,446.30	14,782.11	1,664.19	New	3 Series	Private	May - 19
356	Feb - 19	Sept - 16	28,103.02	24,967.85	15,204.40	9,763.45	Used	5 Series	Private	May - 19
357	Feb - 19	Mar - 17	18,788.51	17,553.37	12,314.85	5,238.52	Used	3 Series	Private	June - 19
358	Feb - 19	Oct - 15	11,337.60	8,481.96	7,409.69	1,072.27	Used	1 Series	Private	June - 19
359	Mar - 19	Nov - 16	73,352.11	63,627.79	49,229.59	14,398.20	New	3 Series	Commercial	June - 19
360	June - 19	Dec - 16	59,832.04	36,100.18	28,381.89	7,718.29	Used	X6 Series	Commercial	June - 19

Compartment German Auto Loans 7
Monthly Investor Report



Rolls-Royce
Motor Cars Limited

Reporting Date	Dec 10, 2020		
Payment Date	Dec 21, 2020		
Period No	38		
Monthly Period	Nov 30, 2020		
Interest Period	From	Nov 20, 2020	to Dec 21, 2020 = 31 days

9. Defaulted Amount & Recovery Amount - Loan Level Data*

	Month / Year of Default	Month / Year of Loan Origination	Principal Balance (Initial in EUR)	Principal Balance of Loan at Default (in EUR)	Recovery Total (in EUR)	Principal Balance End of Period (in EUR)	Object Type (new / used)	Vehicle Series	Customer Type (private / commercial)	Out of Deal (Month / Year)
361	Feb - 19	Nov - 16	17,796.82	15,883.03	10,491.50	5,391.53	New	3 Series	Commercial	July - 19
362	Mar - 19	Mar - 17	84,148.63	72,738.57	44,784.56	27,954.01	New	X5 Series	Commercial	July - 19
363	Mar - 19	Nov - 15	15,878.54	12,487.51	10,659.60	1,827.91	Used	5 Series	Commercial	July - 19
364	Mar - 19	Oct - 15	10,072.52	7,998.19	7,780.33	217.86	Used	MINI	Private	July - 19
365	Mar - 19	Feb - 17	30,657.27	28,858.11	14,691.17	14,166.94	New	2 Series	Commercial	July - 19
366	Mar - 19	June - 17	10,558.38	8,288.29	7,661.49	626.80	Used	MINI	Private	July - 19
367	Mar - 19	Feb - 16	38,517.19	35,260.99	25,450.58	9,810.41	New	1 Series	Commercial	July - 19
368	Mar - 19	Mar - 17	19,314.80	17,451.16	12,220.77	5,230.39	New	1 Series	Commercial	July - 19
369	Mar - 19	Apr - 17	21,236.40	18,865.01	12,414.36	6,450.65	Used	Non BMW Group (incl. Motorcycles)	Commercial	July - 19
370	Mar - 19	Mar - 17	12,680.13	10,942.52	9,495.98	1,473.70	Used	1 Series	Private	July - 19
371	Apr - 19	Mar - 17	46,717.50	39,134.37	21,062.76	18,071.61	New	4 Series	Commercial	July - 19
372	Apr - 19	May - 17	28,372.04	24,026.08	17,824.69	6,201.39	Used	7 Series	Commercial	July - 19
373	May - 19	Mar - 16	15,689.13	13,076.27	10,659.13	2,417.14	Used	3 Series	Private	July - 19
374	May - 19	Oct - 16	10,901.05	9,462.32	6,968.92	2,493.40	Used	1 Series	Commercial	July - 19
375	July - 19	June - 17	46,684.35	20,827.35	2,386.59	18,440.76	New	2 Series	Commercial	July - 19
376	Apr - 19	Feb - 17	13,956.26	12,185.99	5,670.05	6,515.94	Used	3 Series	Private	Aug - 19
377	Apr - 19	Dec - 16	25,185.80	24,256.90	15,064.08	9,192.82	New	3 Series	Commercial	Aug - 19
378	May - 19	Apr - 14	13,800.42	8,807.20	7,134.46	1,672.74	Used	3 Series	Private	Aug - 19
379	May - 19	Apr - 17	30,779.68	25,869.83	20,481.58	5,388.25	New	5 Series	Commercial	Aug - 19
380	May - 19	Feb - 16	28,012.41	20,228.97	15,651.73	4,577.24	Used	X6 Series	Commercial	Aug - 19
381	May - 19	Sept - 16	26,068.39	22,258.71	14,482.22	7,776.49	Used	5 Series	Commercial	Aug - 19
382	May - 19	Jan - 16	40,309.50	33,056.88	21,454.01	11,602.87	Used	X5 Series	Commercial	Aug - 19
383	May - 19	June - 17	66,804.97	58,856.45	41,066.84	17,789.61	Used	7 Series	Commercial	Aug - 19
384	June - 19	Oct - 16	31,231.14	23,768.78	16,685.84	7,082.94	Used	X6 Series	Commercial	Aug - 19
385	Aug - 19	May - 14	10,475.55	1,538.77	685.08	853.69	Used	3 Series	Private	Aug - 19
386	Aug - 19	May - 17	3,112.86	162.91	43.92	118.99	Used	3 Series	Private	Aug - 19
387	Aug - 19	June - 16	30,075.03	25,988.97	2,411.43	23,577.54	Used	X1 Series	Commercial	Aug - 19
388	Apr - 19	Dec - 16	16,462.21	14,010.80	12,566.19	1,444.61	Used	Non BMW Group (incl. Motorcycles)	Commercial	Sept - 19
389	June - 19	June - 16	25,251.94	21,273.11	16,429.34	4,843.77	Used	3 Series	Private	Sept - 19
390	Sept - 19	Mar - 17	18,118.86	321.52	100.28	221.24	Used	1 Series	Private	Sept - 19
391	May - 19	Oct - 15	11,071.17	8,077.62	3,852.00	4,225.62	Used	1 Series	Commercial	Oct - 19
392	July - 19	Oct - 16	9,054.98	6,345.12	5,246.17	1,098.95	Used	MINI	Private	Oct - 19
393	Aug - 19	June - 16	48,849.03	40,745.65	17,826.44	22,919.21	Used	Non BMW Group (incl. Motorcycles)	Commercial	Nov - 19
394	Aug - 19	June - 16	17,485.31	14,910.11	9,964.33	4,945.78	New	1 Series	Private	Nov - 19
395	Aug - 19	Feb - 17	46,293.56	37,985.08	27,549.34	10,435.74	New	X3 Series	Private	Nov - 19
396	Aug - 19	June - 16	22,776.21	18,190.04	9,082.13	9,107.91	New	1 Series	Private	Nov - 19

Compartment German Auto Loans 7
Monthly Investor Report



Rolls-Royce
Motor Cars Limited

Reporting Date	Dec 10, 2020				
Payment Date	Dec 21, 2020				
Period No	38				
Monthly Period	Nov 30, 2020				
Interest Period	From	Nov 20, 2020	to	Dec 21, 2020	= 31 days

9. Defaulted Amount & Recovery Amount - Loan Level Data*

	Month / Year of Default	Month / Year of Loan Origination	Principal Balance (Initial in EUR)	Principal Balance of Loan at Default (in EUR)	Recovery Total (in EUR)	Principal Balance End of Period (in EUR)	Object Type (new / used)	Vehicle Series	Customer Type (private / commercial)	Out of Deal (Month / Year)
397	Aug - 19	Jan - 16	11,783.36	10,348.91	8,002.93	2,345.98	Used	MINI	Commercial	Nov - 19
398	Aug - 19	Dec - 16	27,734.74	24,027.80	14,458.12	9,569.68	New	2 Series	Commercial	Nov - 19
399	Aug - 19	July - 16	45,985.30	36,923.54	23,455.72	13,467.82	New	X4 Series	Private	Nov - 19
400	Aug - 19	Feb - 17	20,893.79	16,824.98	11,893.25	4,931.73	Used	X3 Series	Commercial	Nov - 19
401	Sept - 19	Mav - 17	27,880.56	22,146.12	13,357.78	8,788.34	Used	5 Series	Commercial	Nov - 19
402	Aug - 19	Mar - 16	12,881.81	10,217.19	6,283.97	3,933.22	Used	1 Series	Private	Dec - 19
403	Sept - 19	June - 16	33,442.35	30,537.51	17,235.00	13,302.51	New	4 Series	Commercial	Dec - 19
404	Oct - 19	Mav - 17	12,810.32	8,034.00	5,601.78	2,432.22	Used	MINI	Commercial	Dec - 19
405	Dec - 19	Aug - 16	18,775.43	5,045.22	1,104.64	3,940.58	New	Other BMW Group	Commercial	Dec - 19
406	Oct - 19	Aug - 15	23,694.96	15,847.67	8,378.35	7,469.32	Used	7 Series	Commercial	Jan - 20
407	Oct - 19	Feb - 17	33,169.91	26,856.91	17,947.36	8,909.55	New	4 Series	Commercial	Jan - 20
408	Oct - 19	June - 17	70,897.70	57,588.32	32,293.20	25,295.12	New	X5 Series	Commercial	Jan - 20
409	Oct - 19	Apr - 17	35,353.65	29,838.86	20,038.90	9,799.96	Used	4 Series	Commercial	Jan - 20
410	Aug - 19	Mav - 15	23,898.62	18,664.42	12,583.24	6,081.18	Used	X5 Series	Commercial	Feb - 20
411	Nov - 19	Nov - 15	27,193.45	17,763.45	15,075.91	2,687.54	Used	5 Series	Private	Feb - 20
412	Nov - 19	June - 17	32,547.73	23,721.03	15,755.05	7,965.98	Used	X5 Series	Commercial	Feb - 20
413	Nov - 19	June - 17	64,668.73	52,483.52	43,914.79	8,568.73	New	6 Series	Commercial	Feb - 20
414	Nov - 19	Apr - 17	34,143.62	29,786.38	20,661.66	9,124.72	New	1 Series	Private	Feb - 20
415	Nov - 19	Mar - 17	18,896.93	15,574.40	11,534.68	4,039.72	New	Other BMW Group	Private	Feb - 20
416	Nov - 19	Aug - 15	32,909.93	18,112.47	14,383.65	3,728.82	New	Non BMW Group (incl. Motorcycles)	Commercial	Feb - 20
417	Dec - 19	June - 16	44,363.14	32,924.10	25,658.12	7,265.98	New	Z Series	Commercial	Mar - 20
418	Mar - 20	Mav - 17	21,233.88	12,755.77	11,844.22	911.55	Used	1 Series	Private	Mar - 20
419	Nov - 19	Oct - 16	33,627.12	28,569.98	20,496.71	8,073.27	New	3 Series	Private	Apr - 20
420	Dec - 19	June - 17	55,020.90	46,711.80	30,119.02	16,592.78	New	5 Series	Commercial	Apr - 20
421	Jan - 20	June - 17	24,726.20	18,143.63	12,619.91	5,523.72	Used	7 Series	Commercial	Apr - 20
422	Jan - 20	Mar - 17	41,230.37	32,987.13	18,604.52	14,382.61	Used	X6 Series	Commercial	Apr - 20
423	Jan - 20	Mav - 17	22,151.64	15,907.57	10,308.22	5,599.35	Used	7 Series	Private	Apr - 20
424	Feb - 20	June - 15	15,327.01	11,097.92	7,239.17	3,858.75	Used	3 Series	Commercial	Apr - 20
425	Apr - 20	Feb - 17	28,227.08	2,447.43	884.45	1,562.98	New	MINI	Private	Apr - 20
426	Apr - 20	Apr - 17	3,050.48	140.57	42.08	98.49	Used	Non BMW Group (incl. Motorcycles)	Private	Apr - 20
427	Aug - 19	Feb - 17	29,295.17	22,980.45	16,706.00	6,274.45	Used	X3 Series	Private	May - 20
428	Jan - 20	Sept - 16	36,559.95	32,055.51	29,281.51	2,774.00	New	3 Series	Private	May - 20
429	Mar - 20	Mar - 17	17,578.09	14,220.10	8,488.93	5,731.17	New	Other BMW Group	Commercial	May - 20
430	Mav - 20	Mar - 17	23,097.82	274.72	130.06	144.66	Used	4 Series	Commercial	May - 20
431	Feb - 20	Julv - 14	19,760.16	13,102.77	4,714.25	8,388.52	Used	5 Series	Private	June - 20
432	Apr - 20	Mar - 17	14,350.84	11,292.11	8,983.36	2,308.75	Used	1 Series	Commercial	June - 20

Compartment German Auto Loans 7
Monthly Investor Report



Rolls-Royce
Motor Cars Limited

Reporting Date	Dec 10, 2020			
Payment Date	Dec 21, 2020			
Period No	38			
Monthly Period	Nov 30, 2020			
Interest Period	From	Nov 20, 2020	to	Dec 21, 2020 = 31 days

9. Defaulted Amount & Recovery Amount - Loan Level Data*

	Month / Year of Default	Month / Year of Loan Origination	Principal Balance (Initial in EUR)	Principal Balance of Loan at Default (in EUR)	Recovery Total (in EUR)	Principal Balance End of Period (in EUR)	Object Type (new / used)	Vehicle Series	Customer Type (private / commercial)	Out of Deal (Month / Year)
433	Apr - 20	Feb - 17	25,956.11	23,101.70	18,241.88	4,859.82	New	MINI	Private	June - 20
434	Apr - 20	Apr - 17	20,018.14	13,629.64	8,471.77	5,157.87	Used	5 Series	Private	June - 20
435	Apr - 20	June - 17	9,295.02	6,413.78	6,051.08	362.70	New	Non BMW Group (incl. Motorcycles)	Private	June - 20
436	Apr - 20	June - 17	27,055.92	17,759.50	15,414.27	2,345.23	Used	7 Series	Commercial	June - 20
437	May - 18	Feb - 17	10,502.59	9,919.52	8,640.52	1,279.00	Used	MINI	Private	July - 20
438	Sept - 19	Apr - 16	18,372.97	14,511.16	9,290.15	5,221.01	New	MINI	Commercial	July - 20
439	Oct - 19	Mar - 16	14,929.69	3,223.11	1,732.92	1,490.19	New	MINI	Commercial	July - 20
440	Nov - 19	Mar - 17	34,606.63	26,096.04	16,546.11	9,549.93	New	MINI	Private	July - 20
441	Apr - 20	Feb - 17	29,022.14	19,962.71	14,113.46	5,849.25	New	MINI	Commercial	July - 20
442	May - 20	Mar - 17	16,008.62	9,384.76	8,108.51	1,276.25	Used	X1 Series	Private	July - 20
443	May - 20	Feb - 17	24,440.47	21,358.28	15,577.43	5,780.85	New	X1 Series	Private	July - 20
444	May - 20	Mar - 17	42,469.62	28,453.77	18,686.79	9,766.98	New	X1 Series	Commercial	July - 20
445	July - 20	Apr - 17	8,278.45	0.00	-143.70	143.70	New	MINI	Private	July - 20
446	July - 19	June - 16	14,653.36	12,141.24	7,556.53	4,584.71	Used	1 Series	Private	Aug - 20
447	May - 20	Mar - 17	16,685.28	12,603.03	7,793.06	4,809.97	New	MINI	Private	Aug - 20
448	May - 20	Apr - 17	10,648.89	4,983.73	4,155.58	828.15	Used	3 Series	Private	Aug - 20
449	June - 20	Mar - 17	23,394.84	15,823.45	13,808.30	2,015.15	Used	5 Series	Private	Aug - 20
450	July - 20	Apr - 17	19,013.18	15,216.35	9,343.10	5,873.25	New	MINI	Commercial	Sept - 20
451	July - 20	Mar - 17	31,418.63	20,828.76	11,786.67	9,042.09	New	2 Series	Private	Sept - 20
452	July - 20	Apr - 17	22,922.63	19,377.30	12,102.66	7,274.64	New	MINI	Commercial	Sept - 20
453	July - 20	June - 17	36,025.29	24,540.12	21,976.95	2,563.17	Used	5 Series	Private	Oct - 20
454	Aug - 20	Sept - 16	29,555.68	20,781.09	12,869.82	7,911.27	Used	3 Series	Private	Oct - 20
455	Aug - 20	Apr - 17	10,770.35	7,203.98	5,275.48	1,928.50	Used	1 Series	Private	Nov - 20

*Applicable only if loans have defaulted. Does not include defaulted amounts less than 10 EUR.

Compartment German Auto Loans 7
Monthly Investor Report



Rolls-Royce
Motor Cars Limited

Reporting Date	Dec 10, 2020		
Payment Date	Dec 21, 2020		
Period No	38		
Monthly Period	Nov 30, 2020		
Interest Period	From	Nov 20, 2020	to Dec 21, 2020 = 31 days

10. Outstanding Note Balance

1. Note Balance	All Notes	Class A	Class B
Initial Note Information			
ISIN code		XS1683494592	XS1683494915
Currency		EUR	EUR
Legal final maturity		Oct 2024	Oct 2024
Rating (Fitch / Moody's / S&P/DBRS)		AAA/Aaa/N/A/N/A	N/A/N/A/N/A/N/A
Initial notes aggregate principal outstanding balance in EUR	1,075,300,000.00	1,000,000,000.00	75,300,000.00
Nominal amount per note in EUR		100,000.00	100,000.00
Initial number of notes per class in EUR		10,000	753
Current Note Information			
Notes aggregate principal outstanding balance in EUR - BoP	95,292,650.40	19,992,650.40	75,300,000.00
Available distribution amount in EUR	14,155,438.59		
Redemption per class in EUR		8,703,556.20	0,00
Redemption per note in EUR		870.36	0.00
Notes aggregate principal outstanding balance in EUR - EoP	86,589,094.20	11,289,094.20	75,300,000.00
Current pool factor		0.01	1.00
2. Payments to Investor per Note		Class A	Class B
Interest Type		Floating Rate	Fixed Rate
Reference Rate		1M_EURIBOR	NONE
Actual Interest Rate		-0.546%	NONE
Spread		0.400%	NONE
Coupon		0.000%*	1.000%
Day count fraction		Actual/360	Actual/360
Interest days		31 days	31 days
Principal outstanding per note in EUR - BoP		1,999.27	100,000.00
Principal repayment per note in EUR		870.36	0.00
Principal outstanding per note in EUR - EoP		1,128.91	100,000.00
Interest payment per Note in EUR		0.00	86.11

* rate is floored at 0.000%, the theoretical negative interest rate is -0.146%.

Compartment German Auto Loans 7
Monthly Investor Report



Rolls-Royce
 Motor Cars Limited

Reporting Date	Dec 10, 2020			
Payment Date	Dec 21, 2020			
Period No	38			
Monthly Period	Nov 30, 2020			
Interest Period	From	Nov 20, 2020	to	Dec 21, 2020 = 31 days

10. Outstanding Note Balance

3. Credit Enhancement	Initial Period (in EUR)	Initial CE (in %)	Current Period (in EUR)	Current CE (in %)
Class A	1,000,000,000.00	7.50	11,289,094.20	95.63
Class B	75,300,000.00	0.50	75,300,000.00	39.91
Cash Reserve (+ Overcollateralisation)		0.00	53,942,272.47	0.00

4. Clean-Up Call Option

If the aggregate outstanding principal balance has been reduced to less than 10% of the aggregate outstanding principal balance at the Issue Date, the seller will have the option under the receivables purchase Agreement to acquire all outstanding purchased receivables.

Aggregate outstanding principal balance at end of period (in EUR)	135,151,366.67
Clean-Up option exercisable	No

Compartment German Auto Loans 7
Monthly Investor Report



Rolls-Royce
Motor Cars Limited

Reporting Date	Dec 10, 2020			
Payment Date	Dec 21, 2020			
Period No	38			
Monthly Period	Nov 30, 2020			
Interest Period	From	Nov 20, 2020	to	Dec 21, 2020 = 31 days

11. Original Principal Balance

Initial Portfolio as of origination of contract

Group (in EUR) (by Original Principal Balance)	Original principal balance (in EUR)	Original Principal Balance (in % of total)	Number of Contracts	Number of Contracts (in % of total)
0.00 - 5,000.00	6,952,214.98	0.56	1,832	3.15
5.000,01 - 10.000,00	58,611,633.89	4.75	7,457	12.82
10.000,01 - 15.000,00	142,071,546.45	11.53	11,224	19.29
15.000,01 - 20.000,00	193,930,803.12	15.73	11,075	19.04
20.000,01 - 25.000,00	206,957,002.69	16.79	9,215	15.84
25.000,01 - 30.000,00	186,569,339.49	15.14	6,810	11.71
30.000,01 - 35.000,00	135,414,459.95	10.99	4,186	7.20
35.000,01 - 40.000,00	88,286,985.15	7.16	2,362	4.06
40.000,01 - 45.000,00	58,732,363.84	4.76	1,387	2.38
45.000,01 - 50.000,00	39,196,107.70	3.18	826	1.42
50.000,01 - 55.000,00	28,713,754.16	2.33	547	0.94
55.000,01 - 60.000,00	22,818,800.56	1.85	397	0.68
> 60.000,00	64,430,047.86	5.23	858	1.47
Total	1,232,685,059.84	100.00	58,176	100.00

Average:	21,188.89
Min:	1,000.00
Max:	268,086.77

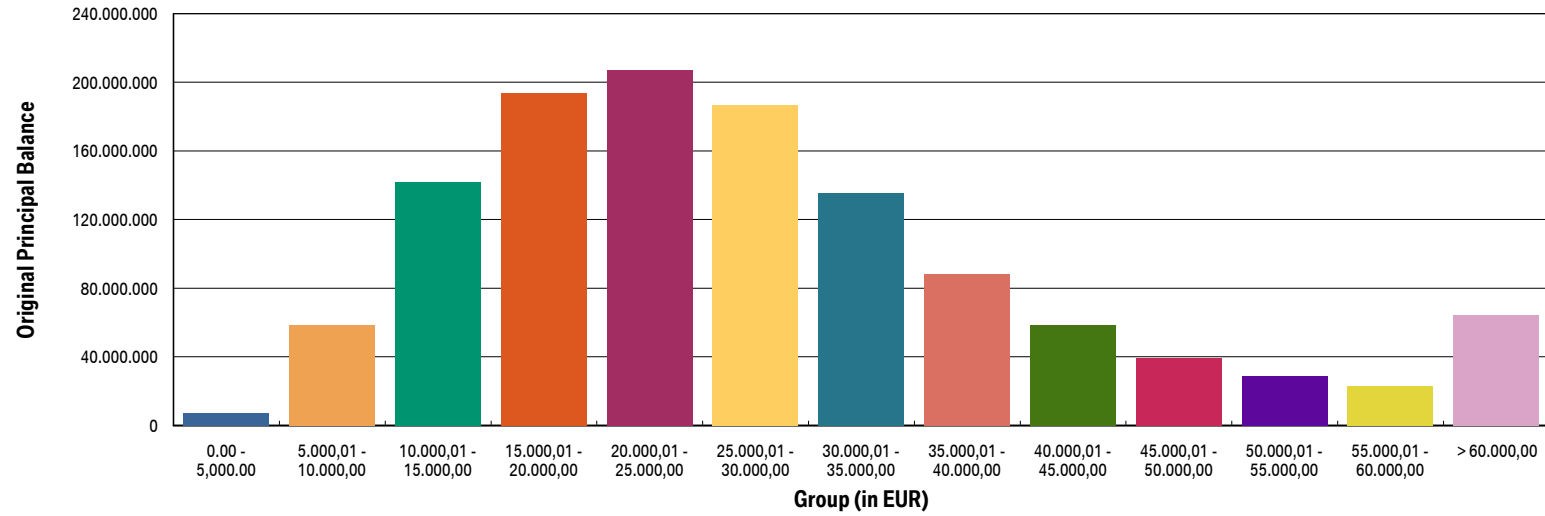
Compartment German Auto Loans 7
Monthly Investor Report



Rolls-Royce
 Motor Cars Limited

Reporting Date	Dec 10, 2020			
Payment Date	Dec 21, 2020			
Period No	38			
Monthly Period	Nov 30, 2020			
Interest Period	From	Nov 20, 2020	to	Dec 21, 2020 = 31 days

11a. Original Principal Balance (graph)



Compartment German Auto Loans 7
Monthly Investor Report



Rolls-Royce
Motor Cars Limited

Reporting Date	Dec 10, 2020			
Payment Date	Dec 21, 2020			
Period No	38			
Monthly Period	Nov 30, 2020			
Interest Period	From	Nov 20, 2020	to	Dec 21, 2020 = 31 days

12. Aggregate Principal Balance

Initial Portfolio

Group (in EUR)	Aggregate Principal Balance (in EUR)	Aggregate Principal Balance (in % of total)	Number of Contracts	Number of Contracts (in % of total)
0.00 - 5,000.00	13,572,816.24	1.26	4,004	6.88
5.000,01 - 10.000,00	75,260,397.46	7.00	9,826	16.89
10.000,01 - 15.000,00	153,093,033.88	14.24	12,241	21.04
15.000,01 - 20.000,00	186,664,077.90	17.36	10,717	18.42
20.000,01 - 25.000,00	185,595,994.12	17.26	8,295	14.26
25.000,01 - 30.000,00	148,704,876.29	13.83	5,446	9.36
30.000,01 - 35.000,00	100,939,663.59	9.39	3,135	5.39
35.000,01 - 40.000,00	62,681,849.04	5.83	1,683	2.89
40.000,01 - 45.000,00	40,143,393.57	3.73	951	1.63
45.000,01 - 50.000,00	29,364,008.53	2.73	620	1.07
50.000,01 - 55.000,00	21,734,531.84	2.02	415	0.71
55.000,01 - 60.000,00	16,627,329.18	1.55	290	0.50
> 60.000,00	40,917,913.69	3.81	553	0.95
Total	1,075,299,885.33	100.00	58,176	100.00

Average:	18,483.57
Min:	197.19
Max:	234,727.59

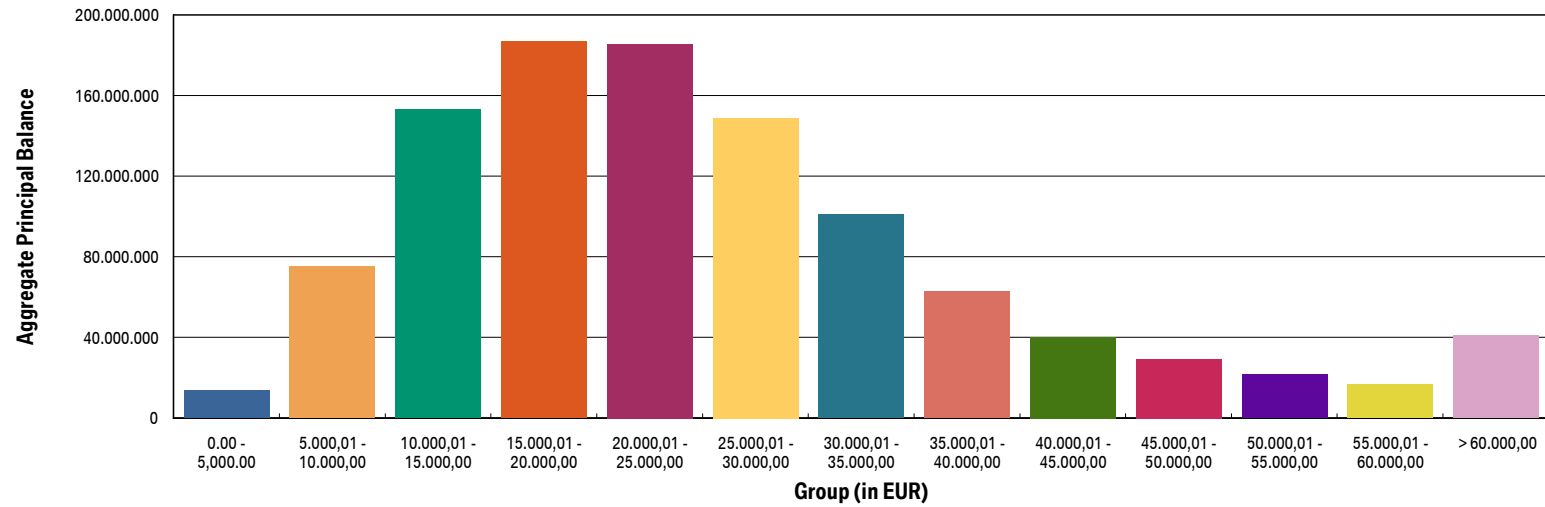
Compartment German Auto Loans 7
Monthly Investor Report



Rolls-Royce
 Motor Cars Limited

Reporting Date	Dec 10, 2020				
Payment Date	Dec 21, 2020				
Period No	38				
Monthly Period	Nov 30, 2020				
Interest Period	From	Nov 20, 2020	to	Dec 21, 2020	= 31 days

12a. Aggregate Principal Balance (graph)



Compartment German Auto Loans 7
Monthly Investor Report



Rolls-Royce
Motor Cars Limited

Reporting Date	Dec 10, 2020			
Payment Date	Dec 21, 2020			
Period No	38			
Monthly Period	Nov 30, 2020			
Interest Period	From	Nov 20, 2020	to	Dec 21, 2020 = 31 days

13. Aggregate Outstanding Principal Balance

Portfolio as of: Nov 30, 2020

Group (in EUR)	Aggregate Outstanding Principal Balance (in EUR)	Aggregate Outstanding Principal Balance (in % of total)	Number of Contracts	Number of Contracts (in % of total)
0.00 - 5,000.00	5,357,914.34	3.96	3,580	27.75
5,000,01 - 10,000,00	22,884,622.14	16.93	3,023	23.44
10,000,01 - 15,000,00	37,562,525.73	27.79	3,020	23.41
15,000,01 - 20,000,00	32,365,118.93	23.95	1,882	14.59
20,000,01 - 25,000,00	17,558,180.14	12.99	795	6.16
25,000,01 - 30,000,00	7,434,862.02	5.50	273	2.12
30,000,01 - 35,000,00	5,601,583.57	4.14	174	1.35
35,000,01 - 40,000,00	3,105,039.05	2.30	84	0.65
40,000,01 - 45,000,00	1,254,468.17	0.93	30	0.23
45,000,01 - 50,000,00	573,831.65	0.42	12	0.09
50,000,01 - 55,000,00	788,840.81	0.58	15	0.12
55,000,01 - 60,000,00	345,335.67	0.26	6	0.05
> 60,000,00	319,044.45	0.24	5	0.04
Total	135,151,366.67	100.00	12,899	100.00

WA:	10,477.66
Min:	0.00
Max:	68,071.61

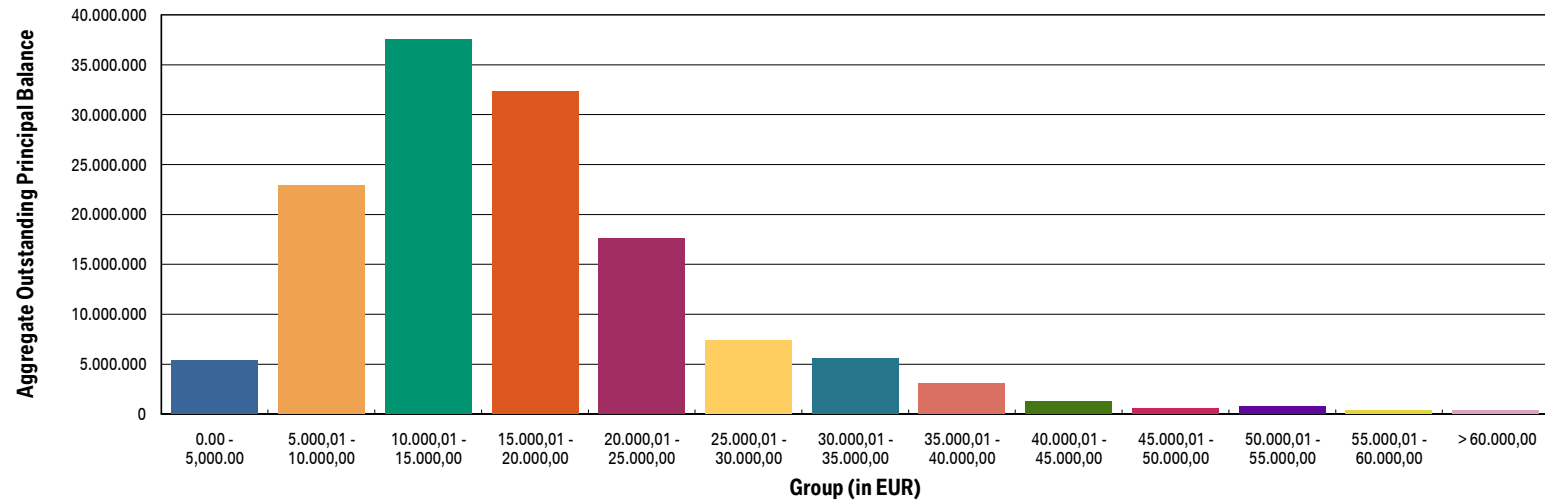
Compartment German Auto Loans 7
Monthly Investor Report



Rolls-Royce
 Motor Cars Limited

Reporting Date	Dec 10, 2020				
Payment Date	Dec 21, 2020				
Period No	38				
Monthly Period	Nov 30, 2020				
Interest Period	From	Nov 20, 2020	to	Dec 21, 2020	= 31 days

13a. Aggregate Outstanding Principal Balance (graph)



Compartment German Auto Loans 7
Monthly Investor Report



Rolls-Royce
Motor Cars Limited

Reporting Date	Dec 10, 2020				
Payment Date	Dec 21, 2020				
Period No	38				
Monthly Period	Nov 30, 2020				
Interest Period	From	Nov 20, 2020	to	Dec 21, 2020	= 31 days

14. Down Payments

Portfolio as of: Nov 30, 2020

Down Payment	Aggregate Outstanding Principal Balance (in EUR)	Aggregate Outstanding Principal Balance (in % of total)	Number of Contracts	Number of Contracts (in % of total)	Down Payment/ Purchase Price (in %)
No Down Payment	31,342,094.31	23.19	2,978	23.09	0.00
<=1000	2,824,484.45	2.09	348	2.70	4.41
1.000,01 - 2.000,00	7,975,901.61	5.90	901	6.99	8.30
2.000,01 - 3.000,00	9,447,442.71	6.99	1,041	8.07	11.97
3.000,01 - 4.000,00	9,736,920.53	7.20	1,051	8.15	15.57
4.000,01 - 5.000,00	14,323,496.18	10.60	1,385	10.74	17.76
5.000,01 - 6.000,00	8,821,160.96	6.53	818	6.34	19.86
6.000,01 - 7.000,00	7,711,958.39	5.71	709	5.50	22.30
7.000,01 - 8.000,00	7,371,384.40	5.45	646	5.01	23.78
8.000,01 - 9.000,00	3,575,357.12	2.65	315	2.44	25.61
9.000,01 - 10.000,00	11,553,499.56	8.55	954	7.40	26.92
10.000,01 - 11.000,00	2,336,203.53	1.73	198	1.54	27.44
11.000,01 - 12.000,00	2,998,332.38	2.22	254	1.97	30.39
12.000,01 - 13.000,00	2,033,839.52	1.50	172	1.33	30.08
13.000,01 - 14.000,00	1,507,301.97	1.12	142	1.10	33.40
14.000,01 - 15.000,00	4,050,235.01	3.00	345	2.67	34.84
> 15.000,00	7,541,754.04	5.58	642	4.98	39.42
Total	135,151,366.67	100.00	12,899	100.00	16.48

Minimum Down Payment:	100.00
Maximum Down Payment:	93,505.30
Average Down Payment:	5,440.28
Average Down Payment (customers that made a Down Payment):	7,073.30

Compartment German Auto Loans 7
Monthly Investor Report



Rolls-Royce
Motor Cars Limited

Reporting Date	Dec 10, 2020			
Payment Date	Dec 21, 2020			
Period No	38			
Monthly Period	Nov 30, 2020			
Interest Period	From	Nov 20, 2020	to	Dec 21, 2020 = 31 days

15. Borrower Concentration

Portfolio as of: Nov 30, 2020

Borrower (Top 20)	Aggregate Outstanding Principal Balance (in EUR)	Aggregate Outstanding Principal Balance (in % of total)	Number of Contracts	Number of Contracts (in % of total)
1	68,071.61	0.05	1	0.01
2	67,034.14	0.05	2	0.02
3	66,077.38	0.05	1	0.01
4	64,824.51	0.05	3	0.02
5	64,025.09	0.05	1	0.01
6	61,957.85	0.05	3	0.02
7	60,826.66	0.05	1	0.01
8	60,043.71	0.04	1	0.01
9	59,564.01	0.04	1	0.01
10	59,430.39	0.04	2	0.02
11	58,363.42	0.04	1	0.01
12	57,972.47	0.04	1	0.01
13	57,468.12	0.04	2	0.02
14	57,207.09	0.04	1	0.01
15	56,715.81	0.04	2	0.02
16	56,176.11	0.04	1	0.01
17	56,052.57	0.04	1	0.01
18	54,949.18	0.04	1	0.01
19	54,750.55	0.04	1	0.01
20	54,354.07	0.04	1	0.01
Total	1,195,864.74	0.88	28	0.22
Total Portfolio Balance	135,151,366.67			

Compartment German Auto Loans 7
Monthly Investor Report



Rolls-Royce
 Motor Cars Limited

Reporting Date	Dec 10, 2020			
Payment Date	Dec 21, 2020			
Period No	38			
Monthly Period	Nov 30, 2020			
Interest Period	From	Nov 20, 2020	to	Dec 21, 2020 = 31 days

16. Geographical Distribution

Initial Portfolio

Post code area	Aggregate Principal Balance (in EUR)	Aggregate Principal Balance (in % of total)	Number of Contracts	Number of contracts (in % of total)
post code area 0	60,077,202.26	5.59	3,214	5.52
post code area 1	61,378,550.20	5.71	3,176	5.46
post code area 2	99,202,184.48	9.23	5,354	9.20
post code area 3	101,570,427.34	9.45	5,572	9.58
post code area 4	123,361,453.69	11.47	6,787	11.67
post code area 5	116,364,864.70	10.82	6,367	10.94
post code area 6	135,978,558.12	12.65	7,314	12.57
post code area 7	133,996,727.10	12.46	7,441	12.79
post code area 8	145,662,142.02	13.55	7,666	13.18
post code area 9	97,707,775.42	9.09	5,285	9.08
Total	1,075,299,885.33	100.00	58,176	100.00

Compartment German Auto Loans 7
Monthly Investor Report



Rolls-Royce
 Motor Cars Limited

Reporting Date	Dec 10, 2020			
Payment Date	Dec 21, 2020			
Period No	38			
Monthly Period	Nov 30, 2020			
Interest Period	From	Nov 20, 2020	to	Dec 21, 2020 = 31 days

16. Geographical Distribution

Portfolio as of: Nov 30, 2020

Post code area	Aggregate Outstanding Principal Balance (in EUR)	Aggregate Outstanding Principal Balance (in % of total)	Number of Contracts	Number of Contracts (in % of total)
post code area 0	7,721,853.27	5.71	765	5.93
post code area 1	8,231,491.10	6.09	775	6.01
post code area 2	12,599,128.74	9.32	1,199	9.30
post code area 3	13,761,469.64	10.18	1,298	10.06
post code area 4	14,388,541.63	10.65	1,366	10.59
post code area 5	14,012,225.03	10.37	1,404	10.88
post code area 6	17,858,919.57	13.21	1,743	13.51
post code area 7	16,762,231.09	12.40	1,631	12.64
post code area 8	17,343,632.26	12.83	1,547	11.99
post code area 9	12,409,317.12	9.18	1,158	8.98
post code area Others	62,557.22	0.05	13	0.10
Total	135,151,366.67	100.00	12,899	100.00

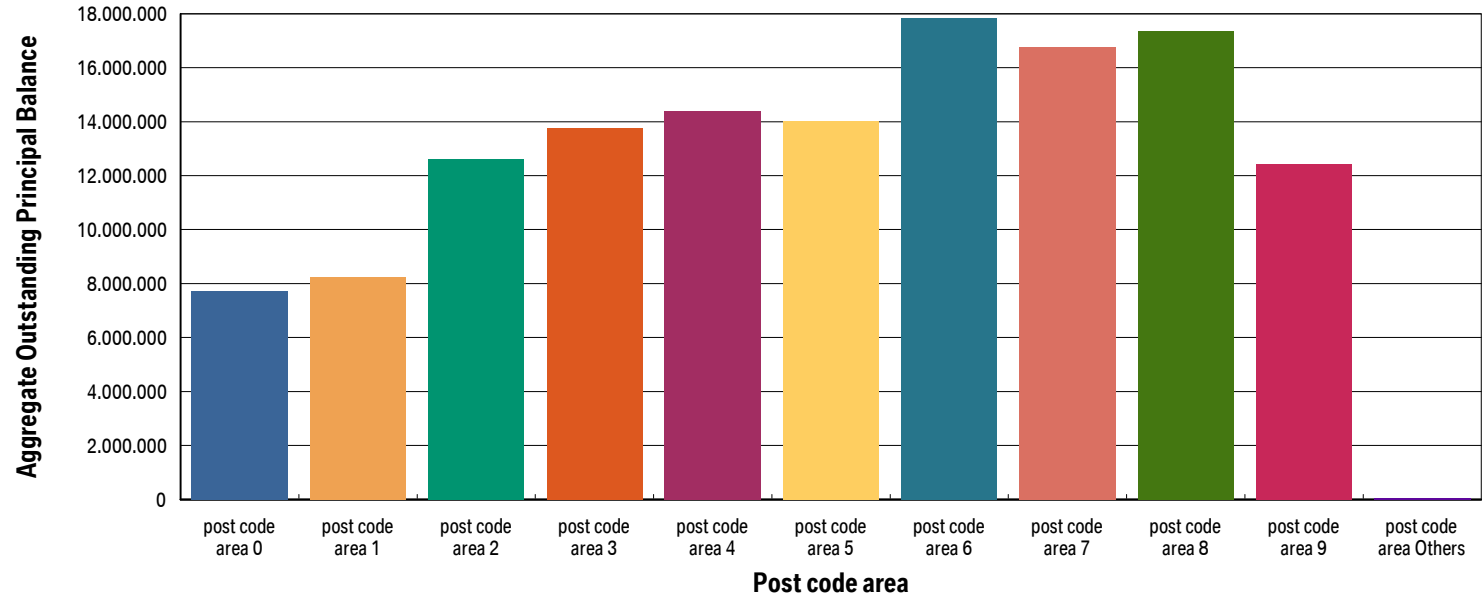
Compartment German Auto Loans 7
Monthly Investor Report



Rolls-Royce
 Motor Cars Limited

Reporting Date	Dec 10, 2020			
Payment Date	Dec 21, 2020			
Period No	38			
Monthly Period	Nov 30, 2020			
Interest Period	From	Nov 20, 2020	to	Dec 21, 2020 = 31 days

16a. Geographical Distribution (graph)



Compartment German Auto Loans 7
Monthly Investor Report



Rolls-Royce
 Motor Cars Limited

Reporting Date	Dec 10, 2020			
Payment Date	Dec 21, 2020			
Period No	38			
Monthly Period	Nov 30, 2020			
Interest Period	From	Nov 20, 2020	to	Dec 21, 2020 = 31 days

17. Car Type & Customer Group

Initial Portfolio

Car Type	Aggregate Principal Balance (in EUR)	Aggregate Principal Balance (in % of total)	Number of Contracts	Number of Contracts (in % of total)
New	501,846,144.20	46.67	21,173	36.39
Used	573,453,741.13	53.33	37,003	63.61
Total	1,075,299,885.33	100.00	58,176	100.00

Customer Group	Aggregate Principal Balance (in EUR)	Aggregate Principal Balance (in % of total)	Number of Contracts	Number of Contracts (in % of total)
Commercial	284,006,070.70	26.41	11,469	19.71
Private Individual	791,293,814.63	73.59	46,707	80.29
Total	1,075,299,885.33	100.00	58,176	100.00

Compartment German Auto Loans 7
Monthly Investor Report



Rolls-Royce
Motor Cars Limited

Reporting Date	Dec 10, 2020			
Payment Date	Dec 21, 2020			
Period No	38			
Monthly Period	Nov 30, 2020			
Interest Period	From	Nov 20, 2020	to	Dec 21, 2020 = 31 days

17. Car Type & Customer Group

Portfolio as of: Nov 30, 2020

Car Type	Aggregate Outstanding Principal Balance (in EUR)	Aggregate Outstanding Principal Balance (in % of total)	Number of Contracts	Number of Contracts (in % of total)
New	44,961,767.12	33.27	3,199	24.80
Used	90,189,599.55	66.73	9,700	75.20
Total	135,151,366.67	100.00	12,899	100.00

Customer Group	Aggregate Outstanding Principal Balance (in EUR)	Aggregate Outstanding Principal Balance (in % of total)	Number of Contracts	Number of Contracts (in % of total)
Commercial	26,504,054.29	19.61	1,933	14.99
Private Individual	108,647,312.38	80.39	10,966	85.01
Total	135,151,366.67	100.00	12,899	100.00

Compartment German Auto Loans 7
Monthly Investor Report



Rolls-Royce
Motor Cars Limited

Reporting Date	Dec 10, 2020			
Payment Date	Dec 21, 2020			
Period No	38			
Monthly Period	Nov 30, 2020			
Interest Period	From	Nov 20, 2020	to	Dec 21, 2020 = 31 days

18. Delinquencies

Initial Portfolio

Days past due	Aggregate Principal Balance (in EUR)	Aggregate Principal Balance (in % of total)	Number of Contracts	Number of Contracts (in % of total)
1 - 30	0.00	0.00	0	0.00
31 - 60	0.00	0.00	0	0.00
61 - 90	0.00	0.00	0	0.00
91 - 120	0.00	0.00	0	0.00
> 120	0.00	0.00	0	0.00
Total	0.00	0.00	0	0.00

Portfolio as of: Nov 30, 2020

Days past due	Aggregate Outstanding Principal Balance (in EUR)	Aggregate Outstanding Principal Balance (in % of total)	Number of Contracts	Number of Contracts (in % of total)
1 - 30	1,281,884.64	0.95	108	0.84
31 - 60	480,873.96	0.36	31	0.24
61 - 90	126,206.93	0.09	7	0.05
91 - 120	93,930.97	0.07	5	0.04
> 120	246,653.87	0.18	25	0.19
Total	2,229,550.37	1.65	176	1.36

Compartment German Auto Loans 7

Monthly Investor Report



Rolls-Royce
Motor Cars Limited

Reporting Date	Dec 10, 2020				
Payment Date	Dec 21, 2020				
Period No	38				
Monthly Period	Nov 30, 2020				
Interest Period	From	Nov 20, 2020	to	Dec 21, 2020	= 31 days

18a. Delinquencies Analysis

Monthly Period	Performing (in EUR)	31-60 days past due (in EUR)	61-90 days past due (in EUR)	91-120 days past due (in EUR)	>120 days past due (in EUR)
Oct - 17	1,050,705,316.43	0.00	0.00	0.00	0.00
Nov - 17	1,024,400,687.00	192,605.04	0.00	0.00	0.00
Dec - 17	994,995,004.32	924,546.79	74,589.12	0.00	0.00
Jan - 18	967,039,862.05	609,321.06	249,539.42	58,937.12	0.00
Feb - 18	939,480,701.57	527,925.95	350,062.12	129,524.32	45,173.29
Mar - 18	909,459,592.01	844,387.70	306,429.44	188,178.73	51,962.92
Apr - 18	880,385,742.71	948,893.29	465,398.59	183,285.00	149,370.46
May - 18	851,220,379.52	768,015.21	513,851.38	176,262.87	244,841.49
June - 18	820,868,759.17	983,559.09	422,702.52	148,729.00	272,684.25
July - 18	791,711,739.10	981,002.42	475,749.51	275,931.77	209,660.15
Aug - 18	762,653,455.53	851,073.11	393,850.09	300,060.55	254,696.92
Sept - 18	735,242,693.68	976,564.38	422,766.97	150,407.63	321,575.14
Oct - 18	709,563,908.67	944,623.05	216,988.99	180,202.51	270,475.37
Nov - 18	682,970,347.84	1,112,844.03	353,339.59	172,553.25	324,440.76
Dec - 18	658,215,228.09	1,464,242.56	569,361.12	193,833.73	257,123.80
Jan - 19	633,469,483.87	1,236,037.19	526,687.30	366,500.42	209,609.51
Feb - 19	606,735,080.88	1,258,706.88	494,435.22	214,387.92	313,376.45
Mar - 19	578,743,094.83	1,276,750.88	451,844.04	210,034.76	408,688.70
Apr - 19	551,926,441.66	847,997.50	454,220.73	315,395.88	337,849.50
May - 19	525,348,620.82	1,175,322.49	297,932.42	319,233.42	469,638.82
June - 19	501,574,021.25	982,128.55	473,034.62	130,525.86	496,427.56
July - 19	476,045,287.77	1,128,646.94	392,491.13	285,822.50	449,120.42
Aug - 19	453,357,431.89	1,235,365.63	393,668.94	285,083.51	441,191.65
Sept - 19	433,173,823.75	959,263.23	409,410.71	219,661.75	379,844.73
Oct - 19	411,183,880.29	851,013.17	301,943.34	237,112.46	412,931.70
Nov - 19	389,725,299.35	887,958.02	318,282.07	102,628.69	375,822.24
Dec - 19	367,952,983.08	779,803.60	377,026.15	255,586.58	296,514.19
Jan - 20	347,818,666.88	894,926.13	325,572.66	141,191.09	301,565.22

Compartment German Auto Loans 7
Monthly Investor Report



Rolls-Royce
 Motor Cars Limited

Reporting Date	Dec 10, 2020				
Payment Date	Dec 21, 2020				
Period No	38				
Monthly Period	Nov 30, 2020				
Interest Period	From	Nov 20, 2020	to	Dec 21, 2020	= 31 days

18a. Delinquencies Analysis

Monthly Period	Performing (in EUR)	31-60 days past due (in EUR)	61-90 days past due (in EUR)	91-120 days past due (in EUR)	>120 days past due (in EUR)
Feb - 20	318,846,258.00	588,464.39	276,632.53	235,192.00	221,859.51
Mar - 20	280,835,862.04	820,958.72	230,956.17	168,119.50	290,858.82
Apr - 20	245,130,715.29	2,047,069.73	399,853.58	119,044.84	390,520.06
May - 20	210,691,056.06	1,775,150.28	966,032.61	209,360.86	231,215.13
June - 20	180,577,865.50	1,301,361.45	1,005,335.03	597,187.61	196,869.39
July - 20	167,159,816.95	1,151,325.33	566,833.75	473,991.89	464,492.88
Aug - 20	158,555,152.49	541,758.24	443,727.26	368,744.87	504,435.00
Sept - 20	150,979,977.27	394,449.91	187,371.88	276,876.97	464,529.74
Oct - 20	142,568,794.75	361,870.32	178,249.26	113,030.95	379,521.78
Nov - 20	134,203,700.94	480,873.96	126,206.93	93,930.97	246,653.87

Compartment German Auto Loans 7
Monthly Investor Report



Rolls-Royce
 Motor Cars Limited

Reporting Date	Dec 10, 2020			
Payment Date	Dec 21, 2020			
Period No	38			
Monthly Period	Nov 30, 2020			
Interest Period	From	Nov 20, 2020	to	Dec 21, 2020 = 31 days

19. Seasoning

Initial Portfolio

Group (in months)	Aggregate Principal Balance (in EUR)	Aggregate Principal Balance (in % of total)	Number of Contracts	Number of Contracts (in % of total)
<= 6	576,370,179.60	53.60	29,246	50.27
> 6 - <= 12	222,745,645.89	20.71	11,596	19.93
> 12 - <= 24	186,842,759.18	17.38	10,877	18.70
> 24 - <= 36	73,724,365.83	6.86	5,112	8.79
> 36 - <= 42	8,286,360.63	0.77	699	1.20
> 42 - <= 48	4,269,898.26	0.40	360	0.62
> 48 - <= 53	1,983,410.97	0.18	178	0.31
> 53	1,077,264.97	0.10	108	0.19
Total	1,075,299,885.33	100.00	58,176	100.00

WA Seasoning (in months):	9.82
Min (in months):	3.00
Max (in months):	63.00

Compartment German Auto Loans 7
Monthly Investor Report



Rolls-Royce
 Motor Cars Limited

Reporting Date	Dec 10, 2020			
Payment Date	Dec 21, 2020			
Period No	38			
Monthly Period	Nov 30, 2020			
Interest Period	From	Nov 20, 2020	to	Dec 21, 2020 = 31 days

19. Seasoning

Portfolio as of: Nov 30, 2020

Group (in months)	Aggregate Outstanding Principal Balance (in EUR)	Aggregate Outstanding Principal Balance (in % of total)	Number of Contracts	Number of Contracts (in % of total)
<= 6	0.00	0.00	0	0.00
> 6 - <= 12	0.00	0.00	0	0.00
> 12 - <= 24	0.00	0.00	0	0.00
> 24 - <= 36	0.00	0.00	0	0.00
> 36 - <= 42	49,145,540.80	36.36	4,117	31.92
> 42 - <= 48	72,991,522.71	54.01	6,908	53.55
> 48 - <= 53	7,592,730.10	5.62	950	7.36
> 53	5,421,573.06	4.01	924	7.16
Total	135,151,366.67	100.00	12,899	100.00

WA Seasoning (in months):	44.10
Min (in months):	41.00
Max (in months):	96.00

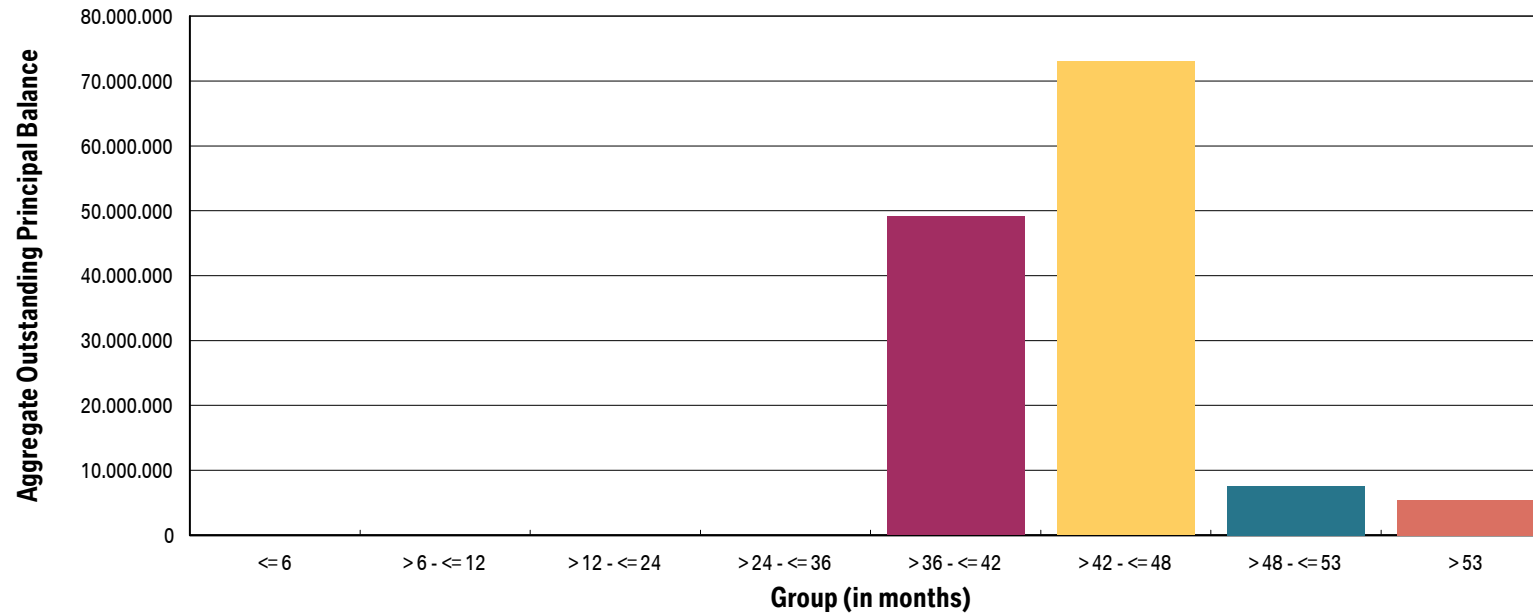
Compartment German Auto Loans 7
Monthly Investor Report



Rolls-Royce
 Motor Cars Limited

Reporting Date	Dec 10, 2020		
Payment Date	Dec 21, 2020		
Period No	38		
Monthly Period	Nov 30, 2020		
Interest Period	From	Nov 20, 2020	to Dec 21, 2020 = 31 days

19a. Seasoning (graph)



Compartment German Auto Loans 7
Monthly Investor Report



Rolls-Royce
 Motor Cars Limited

Reporting Date	Dec 10, 2020			
Payment Date	Dec 21, 2020			
Period No	38			
Monthly Period	Nov 30, 2020			
Interest Period	From	Nov 20, 2020	to	Dec 21, 2020 = 31 days

20. Remaining Term

Initial Portfolio

Group (in months)	Aggregate Principal Balance (in EUR)	Aggregate Principal Balance (in % of total)	Number of Contracts	Number of Contracts (in % of total)
<= 6	20,139,249.55	1.87	1,845	3.17
> 6 - <= 12	50,536,528.09	4.70	3,933	6.76
> 12 - <= 24	171,299,952.34	15.93	11,654	20.03
> 24 - <= 36	388,304,361.55	36.11	20,241	34.79
> 36 - <= 42	130,449,406.13	12.13	6,507	11.19
> 42 - <= 48	156,183,577.11	14.52	7,315	12.57
> 48 - <= 53	40,426,095.56	3.76	1,793	3.08
> 53	117,960,715.00	10.97	4,888	8.40
Total	1,075,299,885.33	100.00	58,176	100.00

WA Remaining Term (in months):	34.05
Min (in months):	3.00
Max (in months):	60.00

Compartment German Auto Loans 7
Monthly Investor Report



Rolls-Royce
Motor Cars Limited

Reporting Date	Dec 10, 2020			
Payment Date	Dec 21, 2020			
Period No	38			
Monthly Period	Nov 30, 2020			
Interest Period	From	Nov 20, 2020	to	Dec 21, 2020 = 31 days

20. Remaining Term

Portfolio as of: Nov 30, 2020

Group (in months)	Aggregate Outstanding Principal Balance (in EUR)	Aggregate Outstanding Principal Balance (in % of total)	Number of Contracts	Number of Contracts (in % of total)
<= 6	60,394,778.93	44.69	7,488	58.05
> 6 - <= 12	24,395,300.70	18.05	1,959	15.19
> 12 - <= 24	50,361,287.04	37.26	3,452	26.76
> 24 - <= 36	0.00	0.00	0	0.00
> 36 - <= 42	0.00	0.00	0	0.00
> 42 - <= 48	0.00	0.00	0	0.00
> 48 - <= 53	0.00	0.00	0	0.00
> 53	0.00	0.00	0	0.00
Total	135,151,366.67	100.00	12,899	100.00

WA Remaining Term (in months):	9.61
Min (in months):	0.00
Max (in months):	21.00

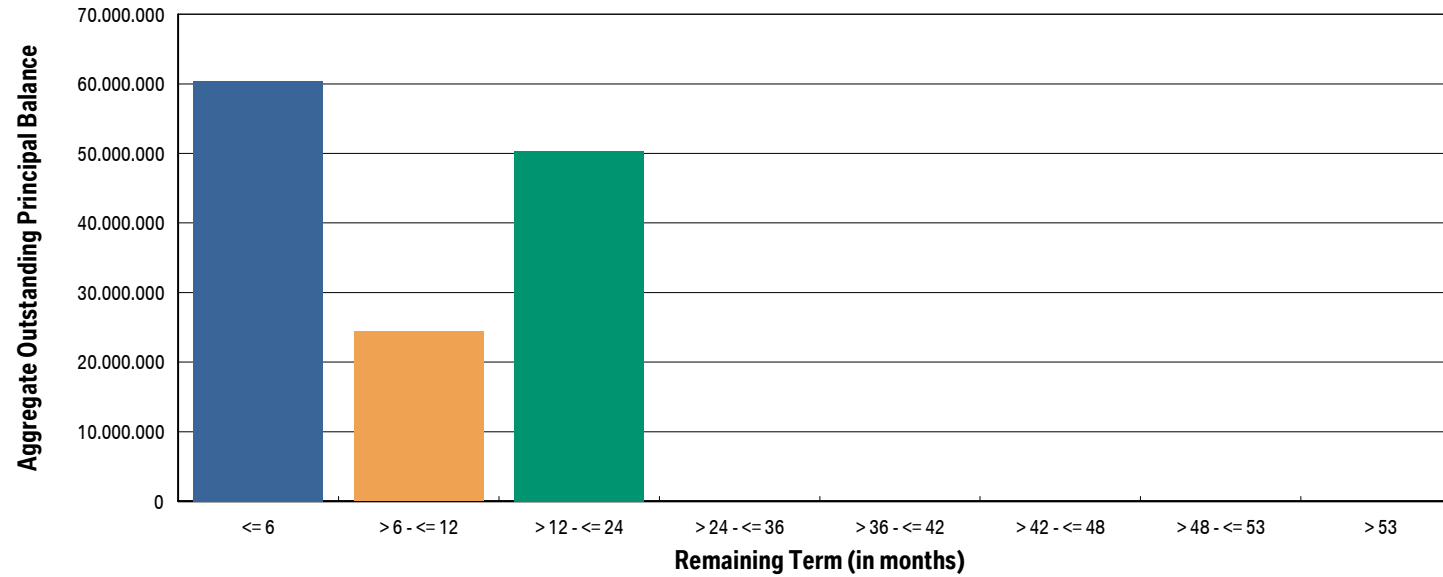
Compartment German Auto Loans 7
Monthly Investor Report



Rolls-Royce
 Motor Cars Limited

Reporting Date	Dec 10, 2020				
Payment Date	Dec 21, 2020				
Period No	38				
Monthly Period	Nov 30, 2020				
Interest Period	From	Nov 20, 2020	to	Dec 21, 2020	= 31 days

20a. Remaining Term (graph)



Compartment German Auto Loans 7
Monthly Investor Report



Rolls-Royce
Motor Cars Limited

Reporting Date	Dec 10, 2020			
Payment Date	Dec 21, 2020			
Period No	38			
Monthly Period	Nov 30, 2020			
Interest Period	From	Nov 20, 2020	to	Dec 21, 2020 = 31 days

21. Original Term

Initial Portfolio

Group (in months)	Aggregate Principal Balance (in EUR)	Aggregate Principal Balance (in % of total)	Number of Contracts	Number of Contracts (in % of total)
<= 6	0.00	0.00	0	0.00
> 6 - <= 12	741,642.57	0.07	269	0.46
> 12 - <= 24	41,782,594.85	3.89	4,381	7.53
> 24 - <= 36	508,474,086.15	47.29	27,485	47.24
> 36 - <= 42	5,442,641.12	0.51	386	0.66
> 42 - <= 48	285,160,953.22	26.52	14,779	25.40
> 48 - <= 53	773,733.14	0.07	51	0.09
> 53	232,924,234.28	21.66	10,825	18.61
Total	1,075,299,885.33	100.00	58,176	100.00

WA Original Term (in months):	43.87
Min (in months):	7.00
Max (in months):	120.00

Compartment German Auto Loans 7
Monthly Investor Report



Rolls-Royce
 Motor Cars Limited

Reporting Date	Dec 10, 2020			
Payment Date	Dec 21, 2020			
Period No	38			
Monthly Period	Nov 30, 2020			
Interest Period	From	Nov 20, 2020	to	Dec 21, 2020 = 31 days

21. Original Term

Portfolio as of: Nov 30, 2020

Group (in months)	Aggregate Outstanding Principal Balance (in EUR)	Aggregate Outstanding Principal Balance (in % of total)	Number of Contracts	Number of Contracts (in % of total)
<= 6	0.00	0.00	0	0.00
> 6 - <= 12	0.00	0.00	0	0.00
> 12 - <= 24	14,687.93	0.01	31	0.24
> 24 - <= 36	694,642.09	0.51	525	4.07
> 36 - <= 42	148,392.90	0.11	72	0.56
> 42 - <= 48	69,479,794.30	51.41	7,028	54.48
> 48 - <= 53	180,691.07	0.13	26	0.20
> 53	64,633,158.38	47.82	5,217	40.44
Total	135,151,366.67	100.00	12,899	100.00

WA Original Term (in months):	53.65
Min (in months):	18.00
Max (in months):	96.00

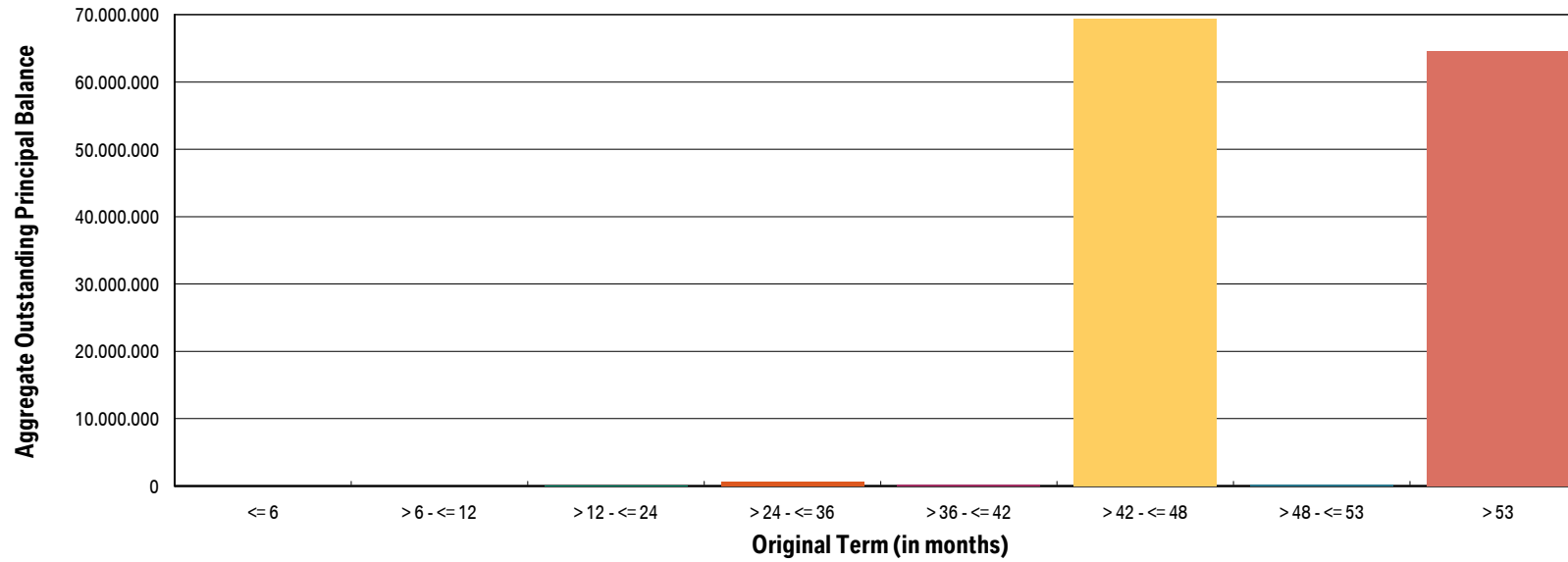
Compartment German Auto Loans 7
Monthly Investor Report



Rolls-Royce
 Motor Cars Limited

Reporting Date	Dec 10, 2020				
Payment Date	Dec 21, 2020				
Period No	38				
Monthly Period	Nov 30, 2020				
Interest Period	From	Nov 20, 2020	to	Dec 21, 2020	= 31 days

21a. Original Term (graph)



Compartment German Auto Loans 7
Monthly Investor Report



Rolls-Royce
Motor Cars Limited

Reporting Date	Dec 10, 2020			
Payment Date	Dec 21, 2020			
Period No	38			
Monthly Period	Nov 30, 2020			
Interest Period	From	Nov 20, 2020	to	Dec 21, 2020 = 31 days

22. Vehicle Class

Initial Portfolio

Group	Aggregate Principal Balance (in EUR)	Aggregate Principal Balance (in % of total)	Number of Contracts	Number of Contracts (in % of total)
BMW 1 Series	124,156,707.04	11.55	9,479	16.29
BMW 2 Series	102,433,319.71	9.53	4,414	7.59
BMW 3 Series	161,594,042.71	15.03	9,553	16.42
BMW 4 Series	57,511,545.30	5.35	1,757	3.02
BMW 5 Series	154,036,449.18	14.32	7,004	12.04
BMW 6 Series	13,627,445.82	1.27	365	0.63
BMW 7 Series	17,876,857.30	1.66	590	1.01
BMW X1 Series	77,679,575.16	7.22	4,206	7.23
BMW X3 Series	62,911,891.13	5.85	2,830	4.86
BMW X4 Series	14,559,594.63	1.35	378	0.65
BMW X5 Series	56,974,044.39	5.30	1,642	2.82
BMW X6 Series	19,870,199.08	1.85	513	0.88
BMW Z Series	10,713,603.03	1.00	598	1.03
BMW i Series	3,039,138.94	0.28	91	0.16
MINI	136,089,516.00	12.66	8,921	15.33
Non BMW Group Models (incl. Motorcycles)	28,553,711.71	2.66	2,147	3.69
Other BMW Group (incl. Motorcycles)	33,672,244.20	3.13	3,688	6.34
Total	1,075,299,885.33	100.00	58,176	100.00

Compartment German Auto Loans 7
Monthly Investor Report



Rolls-Royce
Motor Cars Limited

Reporting Date	Dec 10, 2020			
Payment Date	Dec 21, 2020			
Period No	38			
Monthly Period	Nov 30, 2020			
Interest Period	From	Nov 20, 2020	to	Dec 21, 2020 = 31 days

22. Vehicle Class

Portfolio as of: Nov 30, 2020

Group	Aggregate Outstanding Principal Balance (in EUR)	Aggregate Outstanding Principal Balance (in % of total)	Number of Contracts	Number of Contracts (in % of total)
BMW 1 Series	14,286,764.10	10.57	1,851	14.35
BMW 2 Series	13,677,332.57	10.12	1,026	7.95
BMW 3 Series	25,234,200.96	18.67	2,619	20.30
BMW 4 Series	6,188,846.81	4.58	365	2.83
BMW 5 Series	26,810,369.30	19.84	2,349	18.21
BMW 6 Series	1,524,227.49	1.13	78	0.60
BMW 7 Series	2,027,866.16	1.50	147	1.14
BMW X1 Series	6,859,675.37	5.08	752	5.83
BMW X3 Series	10,746,028.80	7.95	964	7.47
BMW X4 Series	1,723,204.67	1.28	77	0.60
BMW X5 Series	7,326,172.56	5.42	355	2.75
BMW X6 Series	2,105,823.67	1.56	91	0.71
BMW Z Series	1,201,025.26	0.89	107	0.83
BMW i Series	430,994.47	0.32	23	0.18
MINI	9,378,845.90	6.94	1,258	9.75
Non BMW Group Models (incl. Motorcycles)	4,287,762.67	3.17	533	4.13
Other BMW Group (incl. Motorcycles)	1,342,225.91	0.99	304	2.36
Total	135,151,366.67	100.00	12,899	100.00

Compartment German Auto Loans 7
Monthly Investor Report



Rolls-Royce
Motor Cars Limited

Reporting Date	Dec 10, 2020			
Payment Date	Dec 21, 2020			
Period No	38			
Monthly Period	Nov 30, 2020			
Interest Period	From	Nov 20, 2020	to	Dec 21, 2020 = 31 days

23. Payment Type

Initial Portfolio:

Group	Aggregate Principal Balance (in EUR)	Aggregate Principal Balance (in % of total)	Number of Contracts	Number of Contracts (in % of total)
Direct debit	1,072,573,425.67	99.75	58,012	99.72
Self payment	2,726,459.66	0.25	164	0.28
Total	1,075,299,885.33	100.00	58,176	100.00

Portfolio as of: Nov 30, 2020

Group	Aggregate Outstanding Principal Balance (in EUR)	Aggregate Outstanding Principal Balance (in % of total)	Number of Contracts	Number of Contracts (in % of total)
Direct debit	132,995,987.96	98.41	12,617	97.81
Self payment	2,155,378.71	1.59	282	2.19
Total	135,151,366.67	100.00	12,899	100.00

Compartment German Auto Loans 7
Monthly Investor Report



Rolls-Royce
 Motor Cars Limited

Reporting Date	Dec 10, 2020		
Payment Date	Dec 21, 2020		
Period No	38		
Monthly Period	Nov 30, 2020		
Interest Period	From	Nov 20, 2020	to Dec 21, 2020 = 31 days

24. Interest Rates

Weighted Average Nominal Interest Rate (in %)		
Aggregate Principal Balance (Initial)	1,075,299,885.33	3.20
Aggregate Outstanding Principal Balance	135,151,366.67	2.95

Compartment German Auto Loans 7
Monthly Investor Report



Rolls-Royce
 Motor Cars Limited

Reporting Date	Dec 10, 2020			
Payment Date	Dec 21, 2020			
Period No	38			
Monthly Period	Nov 30, 2020			
Interest Period	From	Nov 20, 2020	to	Dec 21, 2020 = 31 days

25. Credit Type

Initial Portfolio

Credit Type	Aggregate Principal Balance (in EUR)	Aggregate Principal Balance (in % of total)	Number of Contracts	Number of Contracts (in % of total)
Balloon	1,062,022,231.05	98.77	56,097	96.43
Equal Instalment Loan	13,277,654.28	1.23	2,079	3.57
Total	1,075,299,885.33	100.00	58,176	100.00

Portfolio as of: Nov 30, 2020

Credit Type	Aggregate Outstanding Principal Balance (in EUR)	Aggregate Outstanding Principal Balance (in % of total)	Number of Contracts	Number of Contracts (in % of total)
Balloon	134,585,367.63	99.58	12,684	98.33
Equal Instalment Loan	565,999.04	0.42	215	1.67
Total	135,151,366.67	100.00	12,899	100.00

Compartment German Auto Loans 7
Monthly Investor Report



Rolls-Royce
Motor Cars Limited

Reporting Date	Dec 10, 2020			
Payment Date	Dec 21, 2020			
Period No	38			
Monthly Period	Nov 30, 2020			
Interest Period	From	Nov 20, 2020	to	Dec 21, 2020 = 31 days

26. Contracts Per Customer

Initial Portfolio

Group	Aggregate Principal Balance (in EUR)	Aggregate Principal Balance (in % of total)	Number of Contracts	Number of Contracts (in % of total)
1	1,018,379,438.01	94.71	55,690	95.73
2 - 4	50,359,193.50	4.68	2,194	3.77
5 - 7	1,300,446.96	0.12	59	0.10
8 - 10	106,131.77	0.01	16	0.03
> 10	5,154,675.09	0.48	217	0.37
Total	1,075,299,885.33	100.00	58,176	100.00

Portfolio as of: Nov 30, 2020

Group	Aggregate Outstanding Principal Balance (in EUR)	Aggregate Outstanding Principal Balance (in % of total)	Number of Contracts	Number of Contracts (in % of total)
1	133,396,697.98	98.70	12,766	98.97
2 - 4	1,723,541.62	1.28	128	0.99
5 - 7	31,127.07	0.02	5	0.04
8 - 10	0.00	0.00	0	0.00
> 10	0.00	0.00	0	0.00
Total	135,151,366.67	100.00	12,899	100.00

Compartment German Auto Loans 7
Monthly Investor Report



Rolls-Royce
Motor Cars Limited

Reporting Date	Dec 10, 2020		
Payment Date	Dec 21, 2020		
Period No	38		
Monthly Period	Nov 30, 2020		
Interest Period	From	Nov 20, 2020	to Dec 21, 2020 = 31 days

27. Amortisation

Initial Portfolio

Period	Principal Balance (in EUR)
	1,075,299,885.33
1	1,060,943,391.23
2	1,046,546,518.25
3	1,028,143,480.96
4	1,009,946,120.87
5	991,276,856.02
6	971,651,928.95
7	951,997,456.32
8	932,474,767.43
9	912,587,307.97
10	890,868,439.21
11	869,990,343.74
12	849,480,237.36
13	829,978,972.02
14	810,931,432.99
15	790,929,469.38
16	772,219,217.94
17	750,648,817.76
18	726,612,568.15
19	702,257,186.81
20	679,888,041.08
21	655,697,343.74
22	633,150,616.59
23	613,571,691.51
24	593,874,982.31
25	573,575,290.96
26	553,638,349.72
27	532,836,607.01
28	515,589,425.57
29	477,211,044.30

Current Portfolio

Period	Principal Balance in EUR	Reduction in EUR
	135,151,366.67	
1	128,427,528.50	6,723,838.17
2	123,469,042.93	4,958,485.57
3	110,236,648.38	13,232,394.55
4	93,883,818.44	16,352,829.94
5	80,023,532.46	13,860,285.98
6	66,527,912.55	13,495,619.91
7	50,715,691.36	15,812,221.19
8	48,407,335.57	2,308,355.79
9	46,301,159.45	2,106,176.12
10	43,889,703.70	2,411,455.75
11	41,960,149.02	1,929,554.68
12	40,064,324.68	1,895,824.34
13	38,479,670.18	1,584,654.50
14	36,828,660.68	1,651,009.50
15	30,426,027.01	6,402,633.67
16	21,887,891.15	8,538,135.86
17	14,652,495.26	7,235,395.89
18	7,615,250.56	7,037,244.70
19	3,036.06	7,612,214.50
20	100.32	2,935.74
21	0.00	100.32
22	0.00	0.00
23	0.00	0.00
24	0.00	0.00
25	0.00	0.00
26	0.00	0.00
27	0.00	0.00
28	0.00	0.00
29	0.00	0.00

Compartment German Auto Loans 7
Monthly Investor Report



Rolls-Royce
 Motor Cars Limited

Reporting Date	Dec 10, 2020		
Payment Date	Dec 21, 2020		
Period No	38		
Monthly Period	Nov 30, 2020		
Interest Period	From	Nov 20, 2020	to Dec 21, 2020 = 31 days

27. Amortisation

Initial Portfolio

Period	Principal Balance (in EUR)
30	425,194,308.95
31	378,332,531.28
32	336,316,528.85
33	289,247,873.94
34	280,298,657.42
35	271,916,844.49
36	263,687,868.36
37	254,598,533.08
38	244,763,914.79
39	234,739,277.31
40	225,614,638.49
41	199,638,859.87
42	170,229,127.29
43	145,192,330.37
44	121,255,944.52
45	93,869,705.18
46	89,405,174.31
47	85,501,055.08
48	81,172,434.65
49	77,410,499.88
50	73,828,614.72
51	70,432,279.34
52	67,340,372.25
53	55,044,094.06
54	39,464,117.62
55	26,196,870.79
56	13,694,526.94
57	11,530.21
58	4,318.90
59	1,770.62

Current Portfolio

Period	Principal Balance in EUR	Reduction in EUR
30	0.00	0.00
31	0.00	0.00
32	0.00	0.00
33	0.00	0.00
34	0.00	0.00
35	0.00	0.00
36	0.00	0.00
37	0.00	0.00
38	0.00	0.00
39	0.00	0.00
40	0.00	0.00
41	0.00	0.00
42	0.00	0.00
43	0.00	0.00
44	0.00	0.00
45	0.00	0.00
46	0.00	0.00
47	0.00	0.00
48	0.00	0.00
49	0.00	0.00
50	0.00	0.00
51	0.00	0.00
52	0.00	0.00
53	0.00	0.00
54	0.00	0.00
55	0.00	0.00
56	0.00	0.00
57	0.00	0.00
58	0.00	0.00
59	0.00	0.00

Compartment German Auto Loans 7
Monthly Investor Report



Rolls-Royce
 Motor Cars Limited

Reporting Date	Dec 10, 2020			
Payment Date	Dec 21, 2020			
Period No	38			
Monthly Period	Nov 30, 2020			
Interest Period	From	Nov 20, 2020	to	Dec 21, 2020 = 31 days

27. Amortisation

Initial Portfolio

Period	Principal Balance (in EUR)
60	0.00

Current Portfolio

Period	Principal Balance in EUR	Reduction in EUR
60	0.00	0.00

Compartment German Auto Loans 7
Monthly Investor Report



Rolls-Royce
 Motor Cars Limited

Reporting Date	Dec 10, 2020			
Payment Date	Dec 21, 2020			
Period No	38			
Monthly Period	Nov 30, 2020			
Interest Period	From	Nov 20, 2020	to	Dec 21, 2020 = 31 days

28. Priority of Payments

Priority of Payments*

Available Distribution Amount	+	14,155,438.59
Taxes	-	0.00
Trustee Payment	-	0.00
Senior Expenses	-	2,289.97
Swap Net Payment	-	4,751.59
Class A Interest	-	0.00
Class B Interest	-	64,840.83
Cash Reserve	-	5,380,000.00
Principal Class A	-	8,703,556.20
Principal Class B	-	0.00
Swap Termination Event	-	0.00
Subordinated Loan Interest	-	0.00
Subordinated Loan Principal	-	0.00
Seller	-	0.00

*all Amounts in EUR

Compartment German Auto Loans 7
Monthly Investor Report



Rolls-Royce
 Motor Cars Limited

Reporting Date	Dec 10, 2020			
Payment Date	Dec 21, 2020			
Period No	38			
Monthly Period	Nov 30, 2020			
Interest Period	From	Nov 20, 2020	to	Dec 21, 2020 = 31 days

29. Transaction Costs

	Class A	Class B	Subordinated Loan	Total
Senior Expenses				2,289.97
Interest accrued for the Period (in EUR)	0.00	64,840.83	3,261.48	68,102.31
Interest payments for the Period (in EUR)	0.00	64,840.83	0.00	64,840.83
Cumulative Interest Payments (in EUR)	375,000.00	2,426,339.19	0.00	2,801,339.19
Unpaid Interest for the Period (in EUR)	0.00	0.00	3,261.48	3,261.48
Cumulative Unpaid Interest (in EUR)	0.00	0.00	144,299.54	144,299.54

Compartment German Auto Loans 7
Monthly Investor Report



Rolls-Royce
Motor Cars Limited

Reporting Date	Dec 10, 2020			
Payment Date	Dec 21, 2020			
Period No	38			
Monthly Period	Nov 30, 2020			
Interest Period	From	Nov 20, 2020	to	Dec 21, 2020 = 31 days

30. Ratings

		Fitch	S&P	Moody's	DBRS
Notes - current ratings					
	Class A	AAA	N/A	Aaa	N/A
	Class B	N/A	N/A	N/A	N/A

			Fitch	S&P	Moody's	DBRS	Trigger Breached
Transaction Parties - current ratings							
	BMW AG	long term	N/A	A	A2	A high	no
		short term	N/A	A-1	P-1	N/A	no
Issuer Account Bank:	Bank of New York Mellon, Frankfurt Branch	long term	AA+	N/A	Aa1	N/A	no
		short term	F1+	N/A	P-1	N/A	no
Swap Provider:	Skandinaviska Enskilda Banken AB (publ)	long term	AA-	N/A	Aa2	N/A	no
		short term	F1+	N/A	P-1	N/A	no
Calculation Agent:	Bank of New York Mellon, London Branch	long term	AA+	N/A	Aa1	N/A	no
		short term	F1+	N/A	P-1	N/A	no
Trustee:	BNY Mellon Corporate Trustee Services Limited	long term	AA+	N/A	Aa1	N/A	no
		short term	F1+	N/A	P-1	N/A	no

			Fitch	S&P	Moody's	DBRS
Transaction Parties - required ratings						
	BMW AG	long term	N/A	N/A	A2	N/A
		short term	N/A	N/A	P-1	N/A
Issuer Account Bank:	Bank of New York Mellon, Frankfurt Branch	long term	A	N/A	A2	N/A
		short term	F1	N/A	P-1	N/A
Swap Provider:	Skandinaviska Enskilda Banken AB (publ)	long term	A	N/A	A2	N/A
		short term	F1	N/A	P-1	N/A

Compartment German Auto Loans 7
Monthly Investor Report



Rolls-Royce
 Motor Cars Limited

Reporting Date	Dec 10, 2020		
Payment Date	Dec 21, 2020		
Period No	38		
Monthly Period	Nov 30, 2020		
Interest Period	From	Nov 20, 2020	to Dec 21, 2020 = 31 days

31. Swap Counterparty Data

Swap Counterparty Data	
Swap counterparty provider	Skandinaviska Enskilda Banken AB (publ)
Swap termination event	No

Swap Data	
Swap type	Fixed floating interest rate swap
Notional amount (in EUR)	19,992,650.40
Fixed rate (in %)	-0.2790
Floating rate (Euribor in %)	-0.5460
Net swap payments (in EUR) (- from SPV / + to SPV)	-4,751.59