



Bavarian Sky S.A., Compartment German Auto Loans 7

Monthly Investor Report - October 2020

**BMW
GROUP**



Rolls-Royce
Motor Cars Limited

Compartment German Auto Loans 7

Monthly Investor Report

**BMW
GROUP**



Rolls-Royce
Motor Cars Limited

Reporting Date	Nov 11, 2020
Payment Date	Nov 20, 2020
Period No	37
Monthly Period	Oct 31, 2020
Interest Period	From Oct 20, 2020 to Nov 20, 2020 = 31 days

Index

1. Contact Information
2. Reporting Contact Details
3. Counterparty History
4. Overview Dates
5. Portfolio Information
6. Reserves
7. Performance Data
8. Defaulted Amount & Recovery Amount
9. Defaulted Amount & Recovery Amount - Loan Level Data
10. Outstanding Note Balance
11. Original Principal Balance
12. Aggregate Principal Balance
13. Aggregate Outstanding Principal Balance
14. Down Payments
15. Borrower Concentration
16. Geographical Distribution
17. Car Type & Customer Group
18. Delinquencies
19. Seasoning
20. Remaining Term
21. Original Term
22. Vehicle Class
23. Payment Type
24. Interest Rates
25. Credit Type
26. Contracts per Customer
27. Amortisation
28. Priority of Payments
29. Transaction Costs
30. Ratings
31. Swap Counterparty Data

Compartment German Auto Loans 7
Monthly Investor Report

BMW
GROUP



Rolls-Royce
Motor Cars Limited

Reporting Date	Nov 11, 2020
Payment Date	Nov 20, 2020
Period No	37
Monthly Period	Oct 31, 2020
Interest Period	From Oct 20, 2020 to Nov 20, 2020 = 31 days

1. Contact Information

Transaction Parties

Issuer: **Bavarian Sky S.A.**
Acting in respect of its Compartment German Auto Loans 7
287-289 route d'Arlon
L-1150 Luxembourg
Luxembourg
Attn.: Valérie Schleimer
valerie.schleimer@intertrustgroup.com
+352 26 4491

Corporate Administrator: **Intertrust (Luxembourg) S.à r.l.**
6, Rue Eugène Ruppert
L-2453 Luxembourg
Luxembourg
Attn.: BUO - Capital Markets
LU-BavarianSky@intertrustgroup.com
+352 26 44 91

Originator/Servicer: **BMW Bank GmbH**
Lilienthalallee 26
80939 Munich
Germany
Attn.: ABS Servicing Team
abs.bmwgroup@bmw.de

Compartment German Auto Loans 7
Monthly Investor Report

BMW
GROUP



Rolls-Royce
Motor Cars Limited

Reporting Date	Nov 11, 2020
Payment Date	Nov 20, 2020
Period No	37
Monthly Period	Oct 31, 2020
Interest Period	From Oct 20, 2020 to Nov 20, 2020 = 31 days

1. Contact Information

Transaction Parties

Calculation Agent/Paying Agent/

Bank of New York Mellon, London Branch

One Canada Square
E14 5AL London
United Kingdom
Attn.: Corporate Trust Administration
BNYM.structured.finance.team.8@bnymellon.com

Trustee:

BNY Mellon Corporate Trustee Services Limited

One Canada Square
E14 5AL London
United Kingdom
Attn.: Corporate Trust Administration
BNYM.structured.finance.team.8@bnymellon.com

Issuer Account Bank:

Bank of New York Mellon, Frankfurt Branch

Friedrich-Ebert-Anlage 49, Messeturm
60327 Frankfurt am Main
Germany
Attn.: Corporate Trust Administrator
BNYM.Structured.Finance.Team.8@bnymellon.com

Compartment German Auto Loans 7

Monthly Investor Report

BMW GROUP



Rolls-Royce
Motor Cars Limited

Reporting Date	Nov 11, 2020
Payment Date	Nov 20, 2020
Period No	37
Monthly Period	Oct 31, 2020
Interest Period	From Oct 20, 2020 to Nov 20, 2020 = 31 days

1. Contact Information

Transaction Parties

Data Trustee:

Bank of New York Mellon, Frankfurt Branch
Friedrich-Ebert-Anlage 46, Messeturm
60327 Frankfurt am Main
Germany
Attn.: Corporate Trust Administration
BNYM.structured.finance.team.8@bnymellon.com

Swap Counterparty:

Skandinaviska Enskilda Banken AB (publ)
Kungsträdgårdsgatan 8
SE-106 40 Stockholm
Sweden
docunit@seb.se

Rating Agencies:

Fitch Ratings Ltd
30 North Colonnade, Canary Wharf
E14 5GN London
United Kingdom
ABSsurveillance@fitchratings.com

Moody's Deutschland GmbH
An der Welle 5
60322 Frankfurt am Main
Germany
monitor.abs@moodys.com

Compartment German Auto Loans 7
Monthly Investor Report

BMW
GROUP



Rolls-Royce
Motor Cars Limited

Reporting Date	Nov 11, 2020
Payment Date	Nov 20, 2020
Period No	37
Monthly Period	Oct 31, 2020
Interest Period	From Oct 20, 2020 to Nov 20, 2020 = 31 days

2. Reporting Contact Details

Contact for Servicer Report (Portfolio related information in Investor Report)

Contact for Investor Reporting:

BMW Bank GmbH

Lilienthalallee 26
80939 Munich
Germany
Attn.: ABS Servicing Team
abs.bmwgroup@bmw.de

Calculation Agent:

Bank of New York Mellon, London Branch

One Canada Square
E14 5AL London
United Kingdom
Attn. Corporate Trust Administration
BNYM.structured.finance.team.8@bnymellon.com

Compartment German Auto Loans 7
Monthly Investor Report

BMW
GROUP



Rolls-Royce
Motor Cars Limited

Reporting Date	Nov 11, 2020
Payment Date	Nov 20, 2020
Period No	37
Monthly Period	Oct 31, 2020
Interest Period	From Oct 20, 2020 to Nov 20, 2020 = 31 days

3. Counterparty History

Replacement Party to be added if applicable

Compartment German Auto Loans 7
Monthly Investor Report



Rolls-Royce
 Motor Cars Limited

Reporting Date	Nov 11, 2020			
Payment Date	Nov 20, 2020			
Period No	37			
Monthly Period	Oct 31, 2020			
Interest Period	From	Oct 20, 2020	to	Nov 20, 2020 = 31 days

4. Overview Dates

Initial Cut-Off Date:	30/09/2017		
Issue Date:	18/10/2017	Legal Maturity Date:	20/10/2024
Reporting Date	11/11/2020		
Investor Reporting Date	18/11/2020		
Interest Determination Date	16/10/2020		
Reporting Frequency:	monthly		
Monthly Period No. (since Issue Date):	37	(since Issue Date)	
Payment Date:	20/11/2020		
Next Payment Date	21/12/2020		
Monthly Period:	01/10/2020	until	31/10/2020

Compartment German Auto Loans 7
Monthly Investor Report



Rolls-Royce
Motor Cars Limited

Reporting Date	Nov 11, 2020		
Payment Date	Nov 20, 2020		
Period No	37		
Monthly Period	Oct 31, 2020		
Interest Period	From	Oct 20, 2020	to Nov 20, 2020 = 31 days

5. Portfolio Information

	current period	prior period
Outstanding receivables in EUR	Aggregate outstanding principal balance	Aggregate outstanding principal balance
Beginning of period in EUR	152,303,205.77	160,413,817.86
Scheduled principal payments in EUR	5,043,401.11	5,277,178.73
Prepayment* principal in EUR	3,189,940.49	2,618,420.87
Prepayments* number of contracts	238	209
Repurchases* principal in EUR	269,393.50	182,281.50
Repurchases* number of contracts	22	13
Total principal collections in EUR	8,502,735.10	8,077,881.10
Total interest collections in EUR	366,966.49	386,215.23
Defaulted Amounts in EUR	287,392.56	195,662.19
Recoveries in EUR	88,388.95	162,931.20
Late Recoveries in EUR	63,919.87	71,887.89
End of Period in EUR	143,601,467.06	152,303,205.77
Current prepayment rate (annualised) in %	23.11	18.48

* Prepayments are defined as all contracts that are early settled by the borrower and repurchases are defined as all contracts that are repurchased due to modification of contract.

Compartment German Auto Loans 7
Monthly Investor Report



Rolls-Royce
Motor Cars Limited

Reporting Date	Nov 11, 2020			
Payment Date	Nov 20, 2020			
Period No	37			
Monthly Period	Oct 31, 2020			
Interest Period	From	Oct 20, 2020	to	Nov 20, 2020 = 31 days

6. Reserves

Aggregate outstanding notes balance

Initial outstanding notes balance in EUR 1,075,300,000.00

Cash Reserve	in EUR
Outstanding cash reserve beginning of period	5,380,000.00
Interest on cash reserve - previous period	0.00
Required cash reserve	5,380,000.00
Outstanding cash reserve end of period	5,380,000.00

Triggers*								
Reserves	Current ratio	Trigger	Required Rating BMW AG				Trigger Breach	
			Fitch	S&P	Moody's	DBRS		
Commingling Reserve			Long Term	A	N/A	A2	N/A	no
			Short Term	F1	N/A	P-1	N/A	no

* Breach of one of these triggers in conjunction with any other event as set out in the Servicing Agreement and/or the Receivables Purchase Agreement will oblige BMW Bank GmbH to post additional cash collateral. The Reserves will be adjusted on a monthly basis and shall be deposited in the Issuer Account and exclusively reserved to cover risks.

Commingling Reserve	in EUR
Outstanding Commingling Reserve end of period	0.00

Set-Off Risk (current ratio): 0,02%

Compartment German Auto Loans 7
Monthly Investor Report



Rolls-Royce
 Motor Cars Limited

Reporting Date	Nov 11, 2020			
Payment Date	Nov 20, 2020			
Period No	37			
Monthly Period	Oct 31, 2020			
Interest Period	From	Oct 20, 2020	to	Nov 20, 2020 = 31 days

7. Performance Data

Aggregate outstanding notes balance

Beginning of period (in EUR)	104,125,800.90
End of period (in EUR)	95,292,650.40

Ratios		
31- 60 days past due	(in EUR)	(in %)
31- 60 days past due period before previous period	541,758.24	0.34
31- 60 days past due previous period	394,449.91	0.26
31- 60 days past due current period	361,870.32	0.25
61- 90 days past due	(in EUR)	(in %)
61- 90 days past due period before previous period	443,727.26	0.28
61- 90 days past due previous period	187,371.88	0.12
61- 90 days past due current period	178,249.26	0.12
Cumulative net loss ratio	Current ratio	
Cumulative net loss ratio (in %)	0.42	

Compartment German Auto Loans 7
Monthly Investor Report



Rolls-Royce
 Motor Cars Limited

Reporting Date	Nov 11, 2020			
Payment Date	Nov 20, 2020			
Period No	37			
Monthly Period	Oct 31, 2020			
Interest Period	From	Oct 20, 2020	to	Nov 20, 2020 = 31 days

7. Performance Data

Performance data	
Number of contracts being 31 - 60 days delinquent	24
Number of contracts being 61 - 90 days delinquent	10
Balance of contracts being 31 - 60 days delinquent (in EUR)	361,870.32
Balance of contracts being 61 - 90 days delinquent (in EUR)	178,249.26
Defaulted amounts (in EUR)	287,392.56
Cumulative defaulted amounts (in EUR)	9,627,596.91
Recoveries (in EUR)	88,388.95
Cumulative recoveries (in EUR)	5,128,332.44

Compartment German Auto Loans 7
Monthly Investor Report



Rolls-Royce
Motor Cars Limited

Reporting Date	Nov 11, 2020			
Payment Date	Nov 20, 2020			
Period No	37			
Monthly Period	Oct 31, 2020			
Interest Period	From	Oct 20, 2020	to	Nov 20, 2020 = 31 days

8. Defaulted Amount & Recovery Amount

(as at end of Monthly Period)

Collection Period	No. of Defaulted Agreements in Collection Period	Defaulted Amount in Collection Period (in EUR)	Cumulative Defaulted Amount since Initial Cut-Off Date (in EUR)	Cumulative Amount of Purchased Receivables (in EUR)	Cumulative Default Ratio (in %)	Recovery Amount in Collection Period (in EUR)	Cumulative Recoveries since Initial Cut-Off Date (in EUR)	Cumulative Net Losses (in EUR)	Cumulative Net Loss Ratio (in %)
Sept - 17	0	n/a	n/a	1,075,299,885.33	n/a	n/a	n/a	n/a	n/a
Oct - 17	12	62.01	62.01	1,075,299,885.33	0.00	0.00	0.00	62.01	0.00
Nov - 17	18	79.32	141.33	1,075,299,885.33	0.00	0.00	0.00	141.33	0.00
Dec - 17	17	65.10	206.43	1,075,299,885.33	0.00	0.00	0.00	206.43	0.00
Jan - 18	20	87,506.96	87,713.39	1,075,299,885.33	0.01	51,683.18	51,683.18	36,030.21	0.00
Feb - 18	18	84,172.99	171,886.38	1,075,299,885.33	0.02	61,520.07	113,203.25	58,683.13	0.01
Mar - 18	14	129,057.18	300,943.56	1,075,299,885.33	0.03	61,859.37	175,062.62	125,880.94	0.01
Apr - 18	22	83,113.92	384,057.48	1,075,299,885.33	0.04	41,694.28	216,756.90	167,300.58	0.02
May - 18	24	267,416.46	651,473.94	1,075,299,885.33	0.06	114,363.34	331,120.24	320,353.70	0.03
June - 18	25	327,360.95	978,834.89	1,075,299,885.33	0.09	162,353.97	493,474.21	485,360.68	0.05
July - 18	20	245,137.39	1,223,972.28	1,075,299,885.33	0.11	136,969.99	630,444.20	593,528.08	0.06
Aug - 18	34	471,551.50	1,695,523.78	1,075,299,885.33	0.16	269,691.87	900,136.07	795,387.71	0.07
Sept - 18	24	368,588.76	2,064,112.54	1,075,299,885.33	0.19	222,746.68	1,122,882.75	941,229.79	0.09
Oct - 18	37	416,112.35	2,480,224.89	1,075,299,885.33	0.23	240,505.93	1,363,388.68	1,116,836.21	0.10
Nov - 18	31	236,693.50	2,716,918.39	1,075,299,885.33	0.25	113,001.36	1,476,390.04	1,240,528.35	0.12
Dec - 18	20	317,952.16	3,034,870.55	1,075,299,885.33	0.28	109,040.43	1,585,430.47	1,449,440.08	0.13
Jan - 19	37	253,107.72	3,287,978.27	1,075,299,885.33	0.31	132,610.79	1,718,041.26	1,569,937.01	0.15
Feb - 19	28	207,238.41	3,495,216.68	1,075,299,885.33	0.33	94,566.91	1,812,608.17	1,682,608.51	0.16
Mar - 19	39	473,376.34	3,968,593.02	1,075,299,885.33	0.37	283,971.38	2,096,579.55	1,872,013.47	0.17
Apr - 19	35	338,051.22	4,306,644.24	1,075,299,885.33	0.40	164,327.47	2,260,907.02	2,045,737.22	0.19
May - 19	49	439,713.54	4,746,357.78	1,075,299,885.33	0.44	238,073.17	2,498,980.19	2,247,377.59	0.21
June - 19	19	313,280.11	5,059,637.89	1,075,299,885.33	0.47	186,962.51	2,685,942.70	2,373,695.19	0.22
July - 19	34	312,975.80	5,372,613.69	1,075,299,885.33	0.50	151,618.48	2,837,561.18	2,535,052.51	0.24
Aug - 19	39	527,047.82	5,899,661.51	1,075,299,885.33	0.55	269,347.16	3,106,908.34	2,792,753.17	0.26
Sept - 19	33	316,972.54	6,216,634.05	1,075,299,885.33	0.58	134,929.97	3,241,838.31	2,974,795.74	0.28
Oct - 19	28	351,031.23	6,567,665.28	1,075,299,885.33	0.61	198,908.70	3,440,747.01	3,126,918.27	0.29
Nov - 19	34	453,402.88	7,021,068.16	1,075,299,885.33	0.65	263,127.94	3,703,874.95	3,317,193.21	0.31
Dec - 19	35	236,065.20	7,257,133.36	1,075,299,885.33	0.67	93,913.34	3,797,788.29	3,459,345.07	0.32
Jan - 20	29	314,923.92	7,572,057.28	1,075,299,885.33	0.70	169,621.15	3,967,409.44	3,604,647.84	0.34
Feb - 20	26	194,372.47	7,766,429.75	1,075,299,885.33	0.72	109,961.36	4,077,370.80	3,689,058.95	0.34

Compartment German Auto Loans 7

Monthly Investor Report

**BMW
GROUP**



Rolls-Royce
Motor Cars Limited

Reporting Date	Nov 11, 2020		
Payment Date	Nov 20, 2020		
Period No	37		
Monthly Period	Oct 31, 2020		
Interest Period	From	Oct 20, 2020	to Nov 20, 2020 = 31 days

8. Defaulted Amount & Recovery Amount

(as at end of Monthly Period)

Collection Period	No. of Defaulted Agreements in Collection Period	Defaulted Amount in Collection Period (in EUR)	Cumulative Defaulted Amount since Initial Cut-Off Date (in EUR)	Cumulative Amount of Purchased Receivables (in EUR)	Cumulative Default Ratio (in %)	Recovery Amount in Collection Period (in EUR)	Cumulative Recoveries since Initial Cut-Off Date (in EUR)	Cumulative Net Losses (in EUR)	Cumulative Net Loss Ratio (in %)
Mar - 20	15	118,764.38	7,885,194.13	1,075,299,885.33	0.73	33,036.02	4,110,406.82	3,774,787.31	0.35
Apr - 20	35	238,956.47	8,124,150.60	1,075,299,885.33	0.76	174,003.69	4,284,410.51	3,839,740.09	0.36
May - 20	31	316,725.80	8,440,876.40	1,075,299,885.33	0.78	172,538.88	4,456,949.39	3,983,927.01	0.37
June - 20	23	178,300.01	8,619,176.41	1,075,299,885.33	0.80	83,534.01	4,540,483.40	4,078,693.01	0.38
July - 20	29	335,836.47	8,955,012.88	1,075,299,885.33	0.83	230,157.89	4,770,641.29	4,184,371.59	0.39
Aug - 20	16	189,529.28	9,144,542.16	1,075,299,885.33	0.85	106,371.00	4,877,012.29	4,267,529.87	0.40
Sept - 20	14	195,662.19	9,340,204.35	1,075,299,885.33	0.87	162,931.20	5,039,943.49	4,300,260.86	0.40
Oct - 20	19	287,392.56	9,627,596.91	1,075,299,885.33	0.90	88,388.95	5,128,332.44	4,499,264.47	0.42

Compartment German Auto Loans 7
Monthly Investor Report



Rolls-Royce
 Motor Cars Limited

Reporting Date	Nov 11, 2020		
Payment Date	Nov 20, 2020		
Period No	37		
Monthly Period	Oct 31, 2020		
Interest Period	From	Oct 20, 2020	to Nov 20, 2020 = 31 days

9. Defaulted Amount & Recovery Amount - Loan Level Data*

	Month / Year of Default	Month / Year of Loan Origination	Principal Balance (Initial in EUR)	Principal Balance of Loan at Default (in EUR)	Recovery Total (in EUR)	Principal Balance End of Period (in EUR)	Object Type (new / used)	Vehicle Series	Customer Type (private / commercial)	Out of Deal (Month / Year)
1	Jan - 18	Sept - 14	16,351.13	16,351.13	11,175.98	5,175.15	Used	5 Series	Commercial	
2	Jan - 18	Feb - 16	15,652.00	15,652.00	8,219.59	7,432.41	Used	X1 Series	Commercial	
3	Jan - 18	May - 17	38,255.90	37,796.02	37,796.02	0.00	Used	5 Series	Commercial	
4	Feb - 18	July - 16	26,755.60	26,145.58	15,419.35	10,726.23	Used	5 Series	Commercial	
5	Feb - 18	Feb - 17	9,447.90	9,295.57	8,097.14	1,198.43	Used	Other BMW Group	Private	
6	Feb - 18	Aug - 16	12,385.40	361.40	-12.84	374.24	Used	MINI	Commercial	
7	Mar - 18	Feb - 17	27,414.41	12,056.53	888.06	11,168.47	Used	5 Series	Commercial	
8	Mar - 18	June - 17	61,865.07	61,865.07	12,865.25	48,999.82	New	7 Series	Commercial	
9	Mar - 18	June - 17	7,754.36	7,672.08	7,672.08	0.00	New	3 Series	Commercial	
10	Apr - 18	May - 17	33,020.68	16,725.26	1,488.13	15,237.13	Used	5 Series	Commercial	
11	May - 18	June - 17	18,307.55	17,407.53	13,418.87	3,988.66	Used	7 Series	Commercial	
12	May - 18	May - 17	51,041.47	19,980.05	-54.55	20,034.60	Used	X6 Series	Commercial	
13	May - 18	June - 17	37,045.24	34,446.44	19,156.74	15,289.70	Used	7 Series	Commercial	
14	May - 18	Sept - 15	18,305.20	16,940.56	11,761.26	5,179.30	New	1 Series	Private	
15	May - 18	Feb - 17	23,033.85	20,900.66	16,415.17	4,485.49	New	3 Series	Commercial	
16	May - 18	Jan - 16	21,138.17	20,707.29	12,795.45	7,911.84	New	2 Series	Commercial	
17	May - 18	Mar - 17	25,856.04	12,152.61	0.00	12,152.61	Used	X5 Series	Commercial	
18	May - 18	Mar - 17	66,717.12	66,557.12	50,077.10	16,480.02	New	X6 Series	Commercial	
19	May - 18	Apr - 16	20,929.31	20,385.90	12,193.09	8,192.81	New	2 Series	Commercial	
20	June - 18	May - 17	35,563.19	34,218.47	34,218.47	0.00	Used	4 Series	Commercial	
21	June - 18	May - 16	35,814.39	33,496.35	16,927.88	16,568.47	New	2 Series	Private	
22	June - 18	Nov - 14	23,535.49	23,085.05	3,845.10	19,239.95	Used	5 Series	Commercial	
23	June - 18	June - 16	24,340.07	23,322.85	16,856.57	6,466.28	Used	X5 Series	Commercial	
24	June - 18	Dec - 15	28,372.42	25,452.38	0.00	25,452.38	Used	X3 Series	Commercial	
25	June - 18	Dec - 16	26,532.31	25,907.47	12,598.12	13,309.35	Used	1 Series	Commercial	
26	June - 18	June - 17	23,633.84	22,611.14	11,233.40	11,377.74	Used	X3 Series	Private	
27	July - 18	June - 14	13,592.72	12,259.74	5,990.07	6,269.67	Used	1 Series	Commercial	
28	July - 18	July - 16	28,419.61	28,114.57	18,865.60	9,248.97	New	MINI	Commercial	
29	July - 18	May - 16	34,023.99	30,600.34	13,450.45	17,149.89	Used	7 Series	Commercial	
30	July - 18	Mar - 17	19,927.47	19,346.42	19,346.42	0.00	New	3 Series	Commercial	
31	July - 18	Mar - 17	34,988.88	34,586.11	18,403.94	16,182.17	Used	5 Series	Commercial	
32	July - 18	Jan - 17	28,522.72	28,007.56	10,273.69	17,733.87	Used	X5 Series	Commercial	
33	Aug - 18	Mar - 17	10,482.03	9,302.52	5,869.68	3,432.84	Used	1 Series	Commercial	
34	Aug - 18	Nov - 16	36,644.59	33,513.92	19,222.23	14,291.69	Used	5 Series	Commercial	
35	Aug - 18	May - 17	25,352.83	19,045.67	19,045.67	0.00	Used	5 Series	Commercial	
36	Aug - 18	July - 16	73,943.14	70,559.52	44,635.44	25,924.08	New	7 Series	Commercial	

Compartment German Auto Loans 7
Monthly Investor Report



Rolls-Royce
Motor Cars Limited

Reporting Date	Nov 11, 2020		
Payment Date	Nov 20, 2020		
Period No	37		
Monthly Period	Oct 31, 2020		
Interest Period	From	Oct 20, 2020	to Nov 20, 2020 = 31 days

9. Defaulted Amount & Recovery Amount - Loan Level Data*

	Month / Year of Default	Month / Year of Loan Origination	Principal Balance (Initial in EUR)	Principal Balance of Loan at Default (in EUR)	Recovery Total (in EUR)	Principal Balance End of Period (in EUR)	Object Type (new / used)	Vehicle Series	Customer Type (private / commercial)	Out of Deal (Month / Year)
37	Aug - 18	Sept - 13	17,269.90	15,987.38	11,609.22	4,378.16	Used	3 Series	Private	
38	Aug - 18	Dec - 16	52,254.96	49,582.81	35,265.10	14,317.71	New	Non BMW Group (incl. Motorcycles)	Commercial	
39	Aug - 18	Mar - 17	14,042.31	13,825.55	897.03	12,928.52	Used	Non BMW Group (incl. Motorcycles)	Commercial	
40	Aug - 18	Oct - 16	50,943.75	48,088.32	27,713.71	20,374.61	New	X4 Series	Commercial	
41	Aug - 18	May - 16	36,849.12	33,470.06	27,691.12	5,778.94	New	3 Series	Commercial	
42	Aug - 18	Jan - 15	1,348.70	238.79	238.79	0.00	Used	MINI	Private	
43	Aug - 18	June - 12	22,127.86	20,890.96	4,438.92	16,452.04	Used	X5 Series	Commercial	
44	Aug - 18	June - 17	15,492.00	15,149.88	6,320.32	8,829.56	Used	3 Series	Commercial	
45	Aug - 18	Feb - 17	22,045.68	19,961.05	13,020.83	6,940.22	Used	3 Series	Private	
46	Aug - 18	Aug - 15	24,999.79	23,017.72	17,680.97	5,336.75	New	2 Series	Private	
47	Aug - 18	Apr - 15	962.41	726.59	352.44	374.15	Used	Non BMW Group (incl. Motorcycles)	Private	
48	Aug - 18	Apr - 17	16,845.57	16,217.29	0.00	16,217.29	Used	X5 Series	Commercial	
49	Sept - 18	Jan - 17	17,266.21	15,587.24	8,331.95	7,255.29	Used	3 Series	Commercial	
50	Sept - 18	Dec - 16	27,134.97	25,521.34	11,103.59	14,417.75	Used	X3 Series	Commercial	
51	Sept - 18	Apr - 17	40,651.37	37,478.29	28,030.52	9,447.77	New	Non BMW Group (incl. Motorcycles)	Commercial	
52	Sept - 18	May - 15	12,381.23	1,639.44	-1,581.39	3,220.83	Used	5 Series	Commercial	
53	Sept - 18	Mar - 17	35,948.64	33,707.15	19,346.37	14,360.78	New	X1 Series	Commercial	
54	Sept - 18	July - 16	17,900.94	16,271.01	6,680.36	9,590.65	Used	X5 Series	Commercial	
55	Sept - 18	Mar - 17	39,928.94	38,639.19	-456.14	39,095.33	Used	7 Series	Commercial	
56	Sept - 18	Feb - 16	23,789.44	21,268.29	12,380.90	8,887.39	Used	3 Series	Commercial	
57	Sept - 18	Apr - 17	30,861.96	30,074.79	30,074.79	0.00	Used	4 Series	Private	
58	Sept - 18	Nov - 14	10,964.80	1,876.72	-114.56	1,991.28	New	3 Series	Commercial	
59	Oct - 18	Mar - 17	39,194.73	38,167.88	27,782.27	10,385.61	New	4 Series	Commercial	
60	Oct - 18	Oct - 16	29,281.64	24,521.37	24,521.37	0.00	Used	7 Series	Commercial	
61	Oct - 18	Mar - 15	13,169.45	13,169.45	7,476.33	5,693.12	New	1 Series	Private	
62	Oct - 18	Apr - 17	43,365.26	39,880.05	28,337.26	11,542.79	New	Non BMW Group (incl. Motorcycles)	Commercial	
63	Oct - 18	Nov - 13	27,226.06	10,913.85	-111.68	11,025.53	Used	5 Series	Commercial	
64	Oct - 18	Apr - 17	34,672.56	33,209.52	18,084.32	15,125.20	New	2 Series	Commercial	
65	Oct - 18	Jan - 17	13,430.72	12,385.79	5,873.82	6,511.97	Used	Non BMW Group (incl. Motorcycles)	Commercial	
66	Oct - 18	Feb - 17	20,573.50	18,460.91	11,167.07	7,293.84	Used	MINI	Private	
67	Oct - 18	Feb - 17	27,603.66	8,701.87	-78.77	8,780.64	New	X1 Series	Commercial	
68	Oct - 18	Mar - 16	6,183.18	2,086.32	2,086.32	0.00	Used	Non BMW Group (incl. Motorcycles)	Private	
69	Nov - 18	Apr - 15	11,277.93	8,532.81	7,378.56	1,154.25	New	MINI	Private	
70	Nov - 18	June - 17	28,721.22	25,245.75	14,454.02	10,791.73	Used	X5 Series	Private	
71	Nov - 18	May - 17	14,983.47	14,829.76	11,613.48	3,263.01	New	Other BMW Group	Private	
72	Nov - 18	Feb - 17	19,903.16	19,342.05	0.00	19,342.05	Used	X3 Series	Private	

Compartment German Auto Loans 7
Monthly Investor Report



Rolls-Royce
Motor Cars Limited

Reporting Date	Nov 11, 2020		
Payment Date	Nov 20, 2020		
Period No	37		
Monthly Period	Oct 31, 2020		
Interest Period	From	Oct 20, 2020	to Nov 20, 2020 = 31 days

9. Defaulted Amount & Recovery Amount - Loan Level Data*

	Month / Year of Default	Month / Year of Loan Origination	Principal Balance (Initial in EUR)	Principal Balance of Loan at Default (in EUR)	Recovery Total (in EUR)	Principal Balance End of Period (in EUR)	Object Type (new / used)	Vehicle Series	Customer Type (private / commercial)	Out of Deal (Month / Year)
73	Nov - 18	June - 17	28,132.42	19,411.55	-1,564.64	20,976.19	New	4 Series	Commercial	
74	Nov - 18	Apr - 15	3,286.87	410.55	410.55	0.00	Used	Non BMW Group (incl. Motorcycles)	Commercial	
75	Dec - 18	Oct - 16	49,043.72	45,194.50	31,153.62	14,040.88	New	2 Series	Commercial	
76	Dec - 18	July - 15	25,141.85	21,795.24	21,795.24	0.00	New	2 Series	Private	
77	Dec - 18	Sept - 13	10,133.43	8,795.55	2,960.21	5,835.34	Used	MINI	Commercial	
78	Dec - 18	Sept - 16	46,956.82	44,743.91	44,899.64	0.00	New	4 Series	Commercial	
79	Dec - 18	June - 17	76,861.51	68,784.19	27,367.16	41,417.03	New	5 Series	Commercial	
80	Dec - 18	Apr - 15	12,721.07	11,603.67	3,673.80	7,929.87	Used	1 Series	Private	
81	Dec - 18	May - 14	27,334.10	24,644.53	16,832.02	7,812.51	Used	X6 Series	Private	
82	Dec - 18	June - 17	20,764.48	18,819.41	18,819.41	0.00	Used	5 Series	Private	
83	Dec - 18	May - 17	29,178.48	21,981.81	21,981.81	0.00	Used	7 Series	Commercial	
84	Dec - 18	May - 14	2,499.54	1,554.37	1,554.37	0.00	Used	Non BMW Group (incl. Motorcycles)	Private	
85	Jan - 19	Apr - 17	17,964.30	14,568.40	9,768.94	4,799.46	Used	X1 Series	Private	
86	Jan - 19	Mar - 17	22,839.49	21,087.77	13,916.98	7,170.79	New	MINI	Commercial	
87	Jan - 19	Dec - 15	7,603.49	6,888.56	2,986.51	3,902.05	New	Non BMW Group (incl. Motorcycles)	Commercial	
88	Jan - 19	Nov - 16	13,749.59	12,764.39	6,454.67	6,339.46	New	MINI	Private	
89	Jan - 19	May - 17	19,787.47	18,397.85	0.00	18,397.85	Used	1 Series	Private	
90	Jan - 19	Oct - 15	10,421.90	8,647.75	8,021.97	625.78	Used	1 Series	Commercial	
91	Jan - 19	Jan - 15	17,225.98	14,746.15	14,746.15	0.00	Used	MINI	Private	
92	Jan - 19	Feb - 17	12,958.05	9,890.86	5,666.94	4,223.92	Used	Non BMW Group (incl. Motorcycles)	Commercial	
93	Jan - 19	Feb - 17	31,982.53	29,736.84	0.00	29,736.84	Used	7 Series	Commercial	
94	Jan - 19	Nov - 16	23,753.51	11,899.67	196.21	11,703.46	New	2 Series	Private	
95	Jan - 19	Jan - 17	10,254.95	6,028.79	6,028.79	0.00	Used	1 Series	Private	
96	Feb - 19	May - 17	2,691.94	1,695.13	1,695.13	0.00	Used	3 Series	Commercial	
97	Feb - 19	July - 15	2,676.73	778.17	778.17	0.00	Used	MINI	Private	
98	Feb - 19	Nov - 16	28,774.12	25,291.52	14,925.34	10,366.18	New	3 Series	Commercial	
99	Feb - 19	Sept - 16	20,979.10	19,508.87	13,831.03	5,677.84	New	3 Series	Commercial	
100	Feb - 19	July - 15	26,544.50	23,255.73	23,255.73	0.00	New	2 Series	Private	
101	Feb - 19	May - 17	39,995.67	34,454.72	16,848.08	17,606.64	Used	5 Series	Commercial	
102	Feb - 19	July - 15	20,460.64	18,575.16	7,573.50	11,001.66	Used	1 Series	Private	
103	Feb - 19	Mar - 17	15,275.58	6,892.99	312.58	6,580.41	Used	MINI	Commercial	
104	Mar - 19	June - 17	21,633.42	19,505.74	7,900.00	11,605.74	Used	5 Series	Private	
105	Mar - 19	Apr - 17	32,869.57	27,691.71	15,418.85	12,272.86	Used	3 Series	Commercial	
106	Mar - 19	June - 17	27,451.10	22,903.83	15,151.78	7,752.44	Used	5 Series	Commercial	
107	Mar - 19	Aug - 15	13,139.33	1,968.15	1,968.15	0.00	Used	1 Series	Private	
108	Mar - 19	May - 17	47,695.94	41,509.08	23,024.60	18,484.48	New	X1 Series	Commercial	

Compartment German Auto Loans 7
Monthly Investor Report



Rolls-Royce
Motor Cars Limited

Reporting Date	Nov 11, 2020		
Payment Date	Nov 20, 2020		
Period No	37		
Monthly Period	Oct 31, 2020		
Interest Period	From	Oct 20, 2020	to Nov 20, 2020 = 31 days

9. Defaulted Amount & Recovery Amount - Loan Level Data*

	Month / Year of Default	Month / Year of Loan Origination	Principal Balance (Initial in EUR)	Principal Balance of Loan at Default (in EUR)	Recovery Total (in EUR)	Principal Balance End of Period (in EUR)	Object Type (new / used)	Vehicle Series	Customer Type (private / commercial)	Out of Deal (Month / Year)
109	Mar - 19	Feb - 17	8,780.57	7,596.87	0.00	7,596.87	Used	MINI	Commercial	
110	Mar - 19	Feb - 16	19,464.00	3,702.92	-224.96	3,927.88	Used	5 Series	Commercial	
111	Mar - 19	Apr - 14	23,700.61	17,307.23	10,176.64	7,308.35	Used	7 Series	Commercial	
112	Mar - 19	June - 17	40,967.63	36,937.11	10,287.35	26,649.76	New	2 Series	Private	
113	Apr - 19	Sept - 16	14,320.79	13,398.30	0.00	13,398.30	Used	Non BMW Group (incl. Motorcycles)	Commercial	
114	Apr - 19	Sept - 16	37,005.06	31,095.19	16,735.15	14,360.04	New	5 Series	Commercial	
115	Apr - 19	Mar - 17	19,345.54	16,354.78	7,182.63	9,218.45	Used	5 Series	Commercial	
116	Apr - 19	June - 17	36,061.97	33,276.79	23,972.80	9,303.99	Used	X5 Series	Commercial	
117	Apr - 19	June - 17	68,976.15	61,070.90	47,035.21	14,035.69	New	3 Series	Commercial	
118	Apr - 19	Mav - 17	26,858.21	22,979.72	14,880.27	8,126.85	Used	5 Series	Commercial	
119	Apr - 19	Sept - 15	54,212.19	4,900.88	4,900.88	0.00	New	X6 Series	Commercial	
120	Mav - 19	Feb - 17	33,768.80	23,575.42	46.05	23,529.37	New	2 Series	Commercial	
121	Mav - 19	Apr - 17	31,668.69	27,883.20	15,578.37	12,304.83	Used	5 Series	Commercial	
122	Mav - 19	June - 17	16,619.74	12,517.87	12,517.87	0.00	Used	3 Series	Private	
123	Mav - 19	June - 17	9,853.65	6,158.95	6,158.95	0.00	Used	3 Series	Private	
124	Mav - 19	Mav - 17	15,029.13	6,742.60	-60.80	6,803.40	Used	1 Series	Commercial	
125	Mav - 19	Mar - 17	55,475.90	52,614.69	31,893.98	21,239.90	New	X6 Series	Commercial	
126	Mav - 19	Oct - 13	16,570.07	12,821.23	0.00	12,821.23	Used	Non BMW Group (incl. Motorcycles)	Commercial	
127	Mav - 19	Oct - 15	19,932.95	15,989.37	15,989.37	0.00	New	1 Series	Private	
128	Mav - 19	Mar - 17	24,173.67	8,760.60	82.49	8,678.11	New	2 Series	Commercial	
129	Mav - 19	Mar - 17	20,688.97	16,111.75	11,644.89	4,466.86	Used	MINI	Private	
130	Mav - 19	Mar - 16	21,700.02	14,128.09	0.00	14,128.09	New	5 Series	Commercial	
131	June - 19	Oct - 13	3,955.64	1,414.56	1,414.56	0.00	Used	MINI	Private	
132	June - 19	Apr - 17	8,579.06	5,095.03	5,095.03	0.00	Used	Non BMW Group (incl. Motorcycles)	Commercial	
133	June - 19	Feb - 17	31,133.81	25,498.25	16,533.88	8,964.37	New	MINI	Commercial	
134	June - 19	June - 17	25,662.42	22,235.92	12,571.74	9,710.74	New	2 Series	Commercial	
135	June - 19	Oct - 16	15,933.43	13,907.35	8,012.92	5,894.43	Used	3 Series	Private	
136	June - 19	Apr - 17	52,954.53	48,447.28	0.00	48,447.28	New	X4 Series	Commercial	
137	June - 19	Jan - 17	77,289.71	66,841.86	43,559.48	23,282.38	New	X5 Series	Commercial	
138	Julv - 19	Apr - 17	10,749.57	9,326.27	2,845.09	6,481.18	Used	1 Series	Commercial	
139	Julv - 19	Nov - 15	30,441.68	24,735.97	13,213.76	11,522.21	Used	5 Series	Private	
140	Julv - 19	Feb - 17	41,522.40	32,176.69	32,176.69	0.00	New	5 Series	Commercial	
141	Julv - 19	Nov - 15	18,902.57	7,889.00	7,889.00	0.00	New	X5 Series	Private	
142	Julv - 19	Mar - 17	56,362.66	47,757.31	38,471.24	9,286.07	New	X5 Series	Private	
143	Julv - 19	Apr - 17	28,058.62	22,666.80	9,358.70	13,308.10	Used	5 Series	Commercial	
144	Julv - 19	Nov - 15	31,687.90	9,070.52	9,070.52	0.00	New	MINI	Private	

Compartment German Auto Loans 7
Monthly Investor Report



Rolls-Royce
 Motor Cars Limited

Reporting Date	Nov 11, 2020		
Payment Date	Nov 20, 2020		
Period No	37		
Monthly Period	Oct 31, 2020		
Interest Period	From	Oct 20, 2020	to Nov 20, 2020 = 31 days

9. Defaulted Amount & Recovery Amount - Loan Level Data*

	Month / Year of Default	Month / Year of Loan Origination	Principal Balance (Initial in EUR)	Principal Balance of Loan at Default (in EUR)	Recovery Total (in EUR)	Principal Balance End of Period (in EUR)	Object Type (new / used)	Vehicle Series	Customer Type (private / commercial)	Out of Deal (Month / Year)
145	July - 19	Apr - 16	60,298.95	43,515.79	30,513.71	13,002.08	New	4 Series	Private	
146	July - 19	July - 14	8,378.37	6,331.77	1,554.56	4,777.21	Used	7 Series	Commercial	
147	July - 19	Dec - 15	38,192.26	31,084.99	31,084.99	0.00	New	X4 Series	Private	
148	July - 19	May - 17	15,668.38	10,976.52	5,535.98	5,440.54	Used	3 Series	Commercial	
149	Aug - 19	June - 17	29,758.13	25,275.16	11,703.29	13,571.87	New	3 Series	Commercial	
150	Aug - 19	Apr - 17	41,122.49	33,168.62	21,867.90	11,300.72	New	4 Series	Private	
151	Aug - 19	June - 17	13,526.59	11,460.66	6,016.23	5,444.43	Used	3 Series	Private	
152	Aug - 19	Jan - 15	19,839.76	15,914.45	8,623.65	7,290.80	Used	X1 Series	Private	
153	Aug - 19	June - 17	31,921.68	26,089.48	0.00	26,089.48	Used	3 Series	Private	
154	Aug - 19	June - 17	30,021.95	26,131.77	26,131.77	0.00	New	2 Series	Commercial	
155	Aug - 19	Nov - 16	6,454.79	5,072.88	5,072.88	0.00	Used	MINI	Private	
156	Aug - 19	May - 17	25,777.71	20,420.26	20,420.26	0.00	Used	1 Series	Private	
157	Aug - 19	Jan - 14	7,210.03	438.74	438.74	0.00	Used	MINI	Private	
158	Aug - 19	Dec - 15	8,009.96	5,376.01	5,376.01	0.00	Used	X5 Series	Commercial	
159	Aug - 19	May - 16	49,362.66	43,828.34	43,828.34	0.00	New	X4 Series	Commercial	
160	Aug - 19	Jan - 15	16,224.91	2,281.08	2,281.08	0.00	Used	3 Series	Private	
161	Sept - 19	June - 17	16,360.14	10,677.02	6,293.77	4,429.33	Used	5 Series	Commercial	
162	Sept - 19	Feb - 16	10,433.46	139.11	-88.79	227.90	Used	5 Series	Commercial	
163	Sept - 19	Apr - 17	23,859.80	17,947.28	7,576.81	10,370.47	Used	5 Series	Commercial	
164	Sept - 19	May - 16	21,807.06	18,512.79	18,512.79	0.00	New	2 Series	Private	
165	Sept - 19	Apr - 15	21,471.48	14,319.27	14,319.27	0.00	Used	5 Series	Commercial	
166	Sept - 19	Feb - 15	43,800.34	37,494.51	37,494.51	0.00	Used	3 Series	Commercial	
167	Sept - 19	Feb - 17	4,620.37	764.65	500.00	264.65	Used	MINI	Private	
168	Sept - 19	May - 17	31,721.01	24,236.27	24,236.27	0.00	Used	X3 Series	Commercial	
169	Sept - 19	May - 17	32,978.53	28,882.77	18,567.32	10,315.45	New	4 Series	Private	
170	Sept - 19	Feb - 17	9,800.65	8,134.84	0.00	8,158.96	Used	MINI	Private	
171	Sept - 19	Oct - 16	24,863.82	20,830.67	0.00	20,830.67	New	MINI	Commercial	
172	Sept - 19	May - 17	8,164.30	4,415.02	0.00	4,415.02	Used	1 Series	Private	
173	Sept - 19	Mar - 15	7,854.20	5,684.90	0.00	5,684.90	Used	1 Series	Private	
174	Sept - 19	Feb - 15	23,759.40	4,405.04	507.46	3,897.58	Used	X5 Series	Commercial	
175	Oct - 19	Apr - 17	20,153.31	15,690.73	0.00	15,690.73	Used	3 Series	Commercial	
176	Oct - 19	June - 17	10,111.08	4,017.26	0.00	4,017.26	Used	3 Series	Private	
177	Oct - 19	Mar - 17	33,377.34	27,118.98	13,104.40	14,182.18	Used	5 Series	Commercial	
178	Oct - 19	Apr - 17	25,953.03	22,816.66	15,625.62	7,191.04	New	X1 Series	Commercial	
179	Oct - 19	July - 16	18,019.58	16,535.52	12,076.29	4,459.23	New	1 Series	Commercial	
180	Oct - 19	June - 17	34,856.20	6,092.61	3,913.29	2,179.32	Used	MINI	Private	

Compartment German Auto Loans 7
Monthly Investor Report



Rolls-Royce
Motor Cars Limited

Reporting Date	Nov 11, 2020			
Payment Date	Nov 20, 2020			
Period No	37			
Monthly Period	Oct 31, 2020			
Interest Period	From	Oct 20, 2020	to	Nov 20, 2020 = 31 days

9. Defaulted Amount & Recovery Amount - Loan Level Data*

	Month / Year of Default	Month / Year of Loan Origination	Principal Balance (Initial in EUR)	Principal Balance of Loan at Default (in EUR)	Recovery Total (in EUR)	Principal Balance End of Period (in EUR)	Object Type (new / used)	Vehicle Series	Customer Type (private / commercial)	Out of Deal (Month / Year)
181	Oct - 19	Oct - 16	14,070.26	9,896.28	9,049.50	846.78	Used	X3 Series	Private	
182	Oct - 19	June - 16	17,523.56	9,985.48	9,985.48	0.00	New	MINI	Commercial	
183	Oct - 19	Mar - 17	23,509.26	10,741.04	10,741.04	0.00	Used	7 Series	Commercial	
184	Oct - 19	Apr - 16	28,492.75	0.00	-6,153.43	6,153.43	New	5 Series	Private	
185	Nov - 19	June - 17	15,650.00	12,377.29	0.00	12,398.30	Used	3 Series	Private	
186	Nov - 19	Apr - 15	10,151.22	3,541.59	3,541.59	0.00	Used	Non BMW Group (incl. Motorcycles)	Private	
187	Nov - 19	July - 15	12,571.17	8,764.46	0.00	8,764.46	Used	Non BMW Group (incl. Motorcycles)	Commercial	
188	Nov - 19	Mar - 17	7,922.63	3,858.29	3,858.29	0.00	Used	1 Series	Private	
189	Nov - 19	Feb - 17	25,271.35	9,822.25	0.00	9,822.25	Used	5 Series	Private	
190	Nov - 19	Sept - 16	35,871.91	19,193.99	0.00	19,193.99	Used	6 Series	Private	
191	Nov - 19	Apr - 17	9,555.88	972.45	972.45	0.31	Used	6 Series	Commercial	
192	Nov - 19	Apr - 17	52,191.79	44,850.70	23,634.80	21,215.90	New	4 Series	Commercial	
193	Nov - 19	Sept - 16	32,474.52	25,911.08	25,911.08	0.00	New	1 Series	Private	
194	Nov - 19	Apr - 17	14,871.18	12,265.86	0.00	12,265.86	Used	3 Series	Private	
195	Dec - 19	June - 16	13,351.78	10,759.26	8,196.29	2,562.97	Used	3 Series	Private	
196	Dec - 19	Mar - 17	12,102.71	6,540.38	4,029.30	2,511.08	Used	1 Series	Private	
197	Dec - 19	Aug - 15	13,083.55	8,762.97	4,469.17	4,293.80	Used	1 Series	Private	
198	Dec - 19	Jan - 17	22,148.20	16,356.46	0.00	16,356.46	Used	3 Series	Private	
199	Dec - 19	Mar - 17	10,087.49	207.89	-85.65	293.54	Used	MINI	Commercial	
200	Dec - 19	Oct - 16	10,617.22	7,486.79	7,486.79	0.00	Used	1 Series	Private	
201	Dec - 19	Apr - 17	44,046.55	7,668.70	6,546.92	1,121.78	Used	X5 Series	Commercial	
202	Dec - 19	May - 17	11,613.68	5,350.78	5,026.33	324.45	Used	3 Series	Commercial	
203	Dec - 19	Aug - 15	13,544.66	9,164.79	2,638.22	6,526.57	Used	5 Series	Commercial	
204	Dec - 19	Mar - 17	17,218.61	14,328.06	20.45	14,307.61	Used	MINI	Commercial	
205	Dec - 19	May - 17	21,898.22	15,140.09	15,140.09	0.00	Used	3 Series	Private	
206	Dec - 19	Oct - 15	7,006.99	5,381.09	1,203.52	4,177.57	Used	Non BMW Group (incl. Motorcycles)	Commercial	
207	Dec - 19	Feb - 17	46,273.62	18,073.98	-250.10	18,324.08	Used	X5 Series	Commercial	
208	Jan - 20	June - 16	33,372.15	6,426.61	6,426.61	0.00	New	4 Series	Private	
209	Jan - 20	May - 17	77,646.79	21,364.35	21,364.35	0.00	New	X4 Series	Commercial	
210	Jan - 20	Nov - 16	88,312.62	71,280.62	22,606.01	48,674.61	New	X5 Series	Commercial	
211	Jan - 20	Sept - 16	51,135.76	36,894.21	22,288.66	14,651.76	New	X5 Series	Private	
212	Jan - 20	June - 17	21,920.64	8,715.14	8,715.14	0.00	Used	4 Series	Commercial	
213	Jan - 20	Oct - 16	60,835.16	39,186.84	33,472.59	5,714.25	New	2 Series	Private	
214	Jan - 20	Mar - 17	14,228.14	2,063.40	-1.29	2,064.69	New	MINI	Private	
215	Feb - 20	Feb - 17	31,424.71	25,157.47	17,738.62	7,418.85	Used	X6 Series	Commercial	
216	Feb - 20	May - 17	35,977.09	27,747.27	20,672.96	7,074.31	New	MINI	Commercial	

Compartment German Auto Loans 7
Monthly Investor Report



Rolls-Royce
Motor Cars Limited

Reporting Date	Nov 11, 2020		
Payment Date	Nov 20, 2020		
Period No	37		
Monthly Period	Oct 31, 2020		
Interest Period	From	Oct 20, 2020	to Nov 20, 2020 = 31 days

9. Defaulted Amount & Recovery Amount - Loan Level Data*

	Month / Year of Default	Month / Year of Loan Origination	Principal Balance (Initial in EUR)	Principal Balance of Loan at Default (in EUR)	Recovery Total (in EUR)	Principal Balance End of Period (in EUR)	Object Type (new / used)	Vehicle Series	Customer Type (private / commercial)	Out of Deal (Month / Year)
217	Feb - 20	June - 17	6,103.26	3,803.87	2,267.01	1,536.86	Used	3 Series	Private	
218	Feb - 20	May - 17	13,858.15	7,269.95	4,184.00	3,085.95	Used	3 Series	Commercial	
219	Feb - 20	Mar - 17	31,327.32	25,694.00	22,702.74	2,991.26	New	5 Series	Private	
220	Feb - 20	Mar - 17	27,119.20	18,838.28	11,783.24	7,055.04	Used	5 Series	Commercial	
221	Feb - 20	Mar - 17	55,794.75	24,768.14	21,625.99	3,142.15	Used	X5 Series	Commercial	
222	Feb - 20	May - 17	23,414.76	16,435.82	16,435.82	0.00	Used	2 Series	Private	
223	Mar - 20	Aug - 16	10,975.84	1,738.92	1,738.92	0.00	Used	MINI	Private	
224	Mar - 20	June - 17	42,218.84	34,800.57	17,569.44	17,231.13	Used	X5 Series	Commercial	
225	Mar - 20	Feb - 17	39,450.76	35,279.77	0.00	35,279.77	New	X4 Series	Commercial	
226	Mar - 20	Aug - 16	11,552.59	6,718.88	0.00	6,718.88	Used	3 Series	Commercial	
227	Apr - 20	June - 17	26,272.21	7,877.20	-198.79	8,075.99	Used	X5 Series	Commercial	
228	Apr - 20	Feb - 17	14,271.34	9,925.23	9,925.23	0.00	Used	Z Series	Private	
229	Apr - 20	Mar - 17	32,141.49	23,467.22	23,467.22	0.00	New	3 Series	Private	
230	Apr - 20	Feb - 17	18,063.43	10,254.35	10,254.35	0.00	New	MINI	Commercial	
231	Apr - 20	May - 17	33,318.78	23,583.39	0.00	23,583.39	Used	5 Series	Private	
232	Apr - 20	Feb - 17	13,090.06	7,458.28	5,115.30	2,342.98	Used	1 Series	Commercial	
233	May - 20	Apr - 17	83,215.14	65,041.34	39,728.95	25,472.66	New	7 Series	Commercial	
234	May - 20	June - 17	63,093.23	42,211.63	0.00	42,211.63	Used	6 Series	Commercial	
235	May - 20	Oct - 16	7,575.60	448.33	448.33	0.00	Used	5 Series	Private	
236	May - 20	Dec - 15	21,640.47	9,828.02	5,532.18	4,295.84	Used	X5 Series	Commercial	
237	May - 20	May - 17	13,655.23	9,014.47	4,564.51	4,449.96	Used	MINI	Commercial	
238	May - 20	Oct - 15	26,109.89	1,497.90	1,497.90	0.00	Used	7 Series	Commercial	
239	May - 20	Apr - 16	17,722.63	4,386.55	0.00	4,386.55	Used	5 Series	Commercial	
240	May - 20	June - 17	61,361.97	47,656.11	23,473.14	24,182.97	New	7 Series	Commercial	
241	May - 20	Sept - 15	26,364.44	17,505.95	14,580.16	2,925.79	Used	X6 Series	Commercial	
242	May - 20	Feb - 17	32,876.00	3,871.69	833.94	3,037.75	New	2 Series	Private	
243	June - 20	Aug - 16	18,201.67	13,377.87	0.00	13,377.87	Used	5 Series	Private	
244	June - 20	Dec - 16	19,730.70	11,644.81	11,644.81	0.00	New	1 Series	Private	
245	June - 20	Nov - 14	5,087.18	2,045.12	341.24	1,703.88	Used	3 Series	Private	
246	June - 20	Mar - 15	12,011.24	7,090.04	4,613.11	2,476.93	Used	3 Series	Private	
247	June - 20	Nov - 16	43,367.09	41,745.34	26,711.78	15,033.56	New	X3 Series	Private	
248	June - 20	May - 17	33,456.98	26,930.71	14,020.30	12,910.41	New	2 Series	Private	
249	June - 20	Aug - 16	16,809.61	11,961.45	6,413.72	5,547.73	Used	3 Series	Private	
250	June - 20	May - 17	10,929.70	10,363.40	10,404.98	0.00	Used	MINI	Private	
251	June - 20	Apr - 17	12,003.46	9,571.57	5,964.45	3,607.12	Used	3 Series	Private	
252	June - 20	June - 17	6,600.82	575.18	0.00	575.18	Used	Non BMW Group (incl. Motorcycles)	Commercial	

Compartment German Auto Loans 7
Monthly Investor Report



Rolls-Royce
Motor Cars Limited

Reporting Date	Nov 11, 2020			
Payment Date	Nov 20, 2020			
Period No	37			
Monthly Period	Oct 31, 2020			
Interest Period	From	Oct 20, 2020	to	Nov 20, 2020 = 31 days

9. Defaulted Amount & Recovery Amount - Loan Level Data*

	Month / Year of Default	Month / Year of Loan Origination	Principal Balance (Initial in EUR)	Principal Balance of Loan at Default (in EUR)	Recovery Total (in EUR)	Principal Balance End of Period (in EUR)	Object Type (new / used)	Vehicle Series	Customer Type (private / commercial)	Out of Deal (Month / Year)
253	June - 20	July - 15	10,959.68	5,855.17	-651.36	6,506.53	Used	Non BMW Group (incl. Motorcycles)	Commercial	
254	July - 20	Dec - 16	5,721.43	2,224.10	600.00	1,624.10	Used	Non BMW Group (incl. Motorcycles)	Private	
255	July - 20	Mar - 17	67,208.33	59,679.54	59,679.54	0.00	New	X5 Series	Private	
256	July - 20	June - 17	37,416.48	30,764.04	14,733.06	16,030.98	New	2 Series	Private	
257	July - 20	June - 17	24,777.50	19,555.64	17,059.33	2,496.31	Used	7 Series	Commercial	
258	July - 20	Mar - 17	8,911.91	5,344.68	0.00	5,344.68	Used	3 Series	Private	
259	July - 20	Mar - 15	6,231.65	3,303.48	3,303.48	0.00	Used	MINI	Private	
260	July - 20	Apr - 17	63,330.02	52,227.14	36,896.55	15,330.59	New	4 Series	Commercial	
261	Aug - 20	June - 17	18,199.47	10,915.17	8,663.64	2,251.53	Used	1 Series	Private	
262	Aug - 20	Apr - 17	15,518.56	11,197.61	4.26	11,193.35	Used	3 Series	Private	
263	Aug - 20	June - 17	36,167.75	26,304.91	15,600.00	10,704.91	New	2 Series	Private	
264	Aug - 20	June - 17	52,051.18	37,495.72	20,952.54	16,543.18	New	X3 Series	Commercial	
265	Aug - 20	Apr - 17	10,770.35	7,203.98	4,403.72	2,800.26	Used	1 Series	Private	
266	Aug - 20	June - 17	27,566.19	19,332.76	9,134.41	10,198.35	Used	5 Series	Private	
267	Aug - 20	Mar - 17	7,502.07	1,634.83	1,551.72	83.11	Used	Non BMW Group (incl. Motorcycles)	Commercial	
268	Aug - 20	June - 16	10,398.34	6,490.73	6,490.73	0.00	Used	1 Series	Private	
269	Aug - 20	May - 17	23,090.85	17,710.30	13,338.41	4,371.89	Used	5 Series	Private	
270	Sept - 20	Aug - 16	17,668.35	10,823.01	7,107.07	3,715.94	Used	X1 Series	Commercial	
271	Sept - 20	May - 17	15,055.23	8,091.63	3,433.52	4,658.11	Used	1 Series	Private	
272	Sept - 20	Aug - 16	24,562.71	16,958.72	13,600.00	3,358.72	Used	5 Series	Private	
273	Sept - 20	Feb - 17	13,905.78	2,579.55	305.41	2,274.14	Used	X1 Series	Private	
274	Sept - 20	May - 17	71,502.70	55,142.32	55,142.32	0.00	New	X5 Series	Private	
275	Sept - 20	Dec - 16	25,436.18	7,934.68	0.00	7,934.68	Used	5 Series	Commercial	
276	Sept - 20	May - 17	32,365.65	23,765.80	16,430.91	7,334.89	Used	Non BMW Group (incl. Motorcycles)	Commercial	
277	Sept - 20	Feb - 17	5,921.85	3,246.46	220.28	3,026.18	Used	MINI	Private	
278	Oct - 20	June - 17	9,120.49	4,996.53	4,996.53	0.00	Used	1 Series	Private	
279	Oct - 20	Feb - 17	25,045.12	18,162.84	0.00	18,162.98	Used	5 Series	Private	
280	Oct - 20	May - 17	36,715.73	14,686.45	0.00	14,686.45	Used	3 Series	Commercial	
281	Oct - 20	Mar - 17	45,481.72	38,515.40	0.00	38,515.40	New	X4 Series	Commercial	
282	Oct - 20	Sept - 16	13,566.73	8,668.12	0.00	8,668.12	Used	1 Series	Private	
283	Oct - 20	Mar - 17	16,504.42	8,284.60	634.00	7,650.60	Used	5 Series	Commercial	
284	Oct - 20	Dec - 16	80,958.59	56,710.27	0.00	56,875.60	Used	X6 Series	Commercial	
285	Oct - 20	Mar - 17	27,656.01	3,759.31	0.00	3,759.31	Used	1 Series	Commercial	
286	Oct - 20	Mar - 17	10,179.00	6,255.24	6,255.24	0.00	Used	MINI	Private	
287	Oct - 20	Aug - 16	27,022.72	18,749.67	17,900.00	849.67	Used	5 Series	Private	
288	Oct - 20	Mar - 17	59,282.81	36,815.12	0.00	36,815.12	Used	X6 Series	Commercial	

Compartment German Auto Loans 7
Monthly Investor Report



Rolls-Royce
Motor Cars Limited

Reporting Date	Nov 11, 2020			
Payment Date	Nov 20, 2020			
Period No	37			
Monthly Period	Oct 31, 2020			
Interest Period	From	Oct 20, 2020	to	Nov 20, 2020 = 31 days

9. Defaulted Amount & Recovery Amount - Loan Level Data*

	Month / Year of Default	Month / Year of Loan Origination	Principal Balance (Initial in EUR)	Principal Balance of Loan at Default (in EUR)	Recovery Total (in EUR)	Principal Balance End of Period (in EUR)	Object Type (new / used)	Vehicle Series	Customer Type (private / commercial)	Out of Deal (Month / Year)
289	Oct - 20	Dec - 16	18,542.85	13,173.06	0.00	13,173.06	Used	3 Series	Private	
290	Jan - 18	June - 17	4,814.49	4,678.96	4,071.21	607.75	Used	3 Series	Private	Apr - 18
291	Feb - 18	Apr - 16	18,392.34	18,392.34	15,624.13	2,768.21	New	1 Series	Private	May - 18
292	Feb - 18	Jan - 17	13,015.36	13,015.36	10,496.32	2,519.04	Used	3 Series	Commercial	May - 18
293	Mar - 18	Jan - 15	10,760.66	10,449.98	8,565.78	1,884.20	Used	3 Series	Commercial	June - 18
294	Apr - 18	May - 17	24,462.11	23,731.53	19,098.67	4,632.86	Used	3 Series	Private	June - 18
295	Mar - 18	Apr - 17	19,078.09	18,976.67	14,008.04	4,968.63	New	Non BMW Group (incl. Motorcycles)	Private	July - 18
296	Apr - 18	Mar - 15	18,533.65	17,307.68	14,417.98	2,889.70	New	2 Series	Private	July - 18
297	Apr - 18	Aug - 14	24,408.07	24,036.89	11,022.31	13,014.58	Used	5 Series	Private	July - 18
298	May - 18	June - 17	24,350.95	23,473.04	17,297.11	6,175.93	Used	5 Series	Commercial	July - 18
299	Feb - 18	Sept - 15	16,194.30	15,610.51	13,297.19	2,313.32	Used	Non BMW Group (incl. Motorcycles)	Commercial	Sept - 18
300	June - 18	Mar - 17	38,982.54	38,982.54	20,803.51	18,179.03	New	2 Series	Commercial	Sept - 18
301	June - 18	Nov - 16	11,659.49	10,879.98	8,180.68	2,699.30	Used	1 Series	Commercial	Sept - 18
302	June - 18	Feb - 17	59,638.45	57,561.06	27,451.01	30,110.05	Used	X5 Series	Commercial	Sept - 18
303	June - 18	Mar - 15	15,739.18	14,359.05	13,286.97	1,072.08	New	1 Series	Private	Sept - 18
304	June - 18	June - 17	15,118.31	14,731.56	9,656.29	5,075.27	New	Other BMW Group	Commercial	Sept - 18
305	July - 18	Feb - 17	9,052.80	8,479.86	7,647.61	832.25	Used	MINI	Private	Oct - 18
306	July - 18	Mar - 17	15,313.68	14,307.17	12,872.79	1,478.44	Used	5 Series	Private	Oct - 18
307	Oct - 18	July - 15	1,971.95	201.26	69.03	132.23	Used	3 Series	Commercial	Oct - 18
308	July - 18	May - 14	14,901.11	13,229.46	5,748.71	7,480.75	Used	X3 Series	Commercial	Nov - 18
309	Aug - 18	Feb - 17	23,195.92	22,058.54	13,179.72	8,878.82	New	1 Series	Commercial	Nov - 18
310	Aug - 18	Mar - 17	11,986.15	10,957.18	6,438.78	4,518.40	Used	3 Series	Commercial	Nov - 18
311	Aug - 18	May - 17	39,153.99	37,763.60	27,626.95	10,136.65	Used	X5 Series	Commercial	Nov - 18
312	Aug - 18	June - 15	10,989.03	9,668.44	8,141.25	1,527.19	Used	X1 Series	Private	Nov - 18
313	Nov - 18	June - 15	12,502.56	141.10	-14.46	155.56	New	1 Series	Commercial	Nov - 18
314	Sept - 18	Mar - 17	17,009.38	13,744.14	11,997.82	1,746.32	Used	5 Series	Commercial	Dec - 18
315	Sept - 18	July - 15	40,884.88	35,768.54	26,832.32	8,936.22	New	5 Series	Private	Dec - 18
316	Sept - 18	Mar - 17	33,303.60	30,219.35	23,885.80	6,429.96	New	5 Series	Private	Dec - 18
317	Oct - 18	Aug - 15	26,890.77	24,307.82	12,779.87	11,527.95	New	3 Series	Commercial	Dec - 18
318	Oct - 18	May - 17	16,627.65	14,360.64	7,705.82	6,654.82	Used	5 Series	Commercial	Dec - 18
319	Oct - 18	May - 16	35,716.67	32,535.22	23,132.20	9,403.02	Used	7 Series	Commercial	Dec - 18
320	Oct - 18	May - 17	32,130.31	29,069.80	20,670.87	8,398.93	New	5 Series	Commercial	Dec - 18
321	Oct - 18	Sept - 16	27,162.94	24,516.57	15,336.62	9,179.95	Used	5 Series	Commercial	Dec - 18
322	Dec - 18	Feb - 16	52,362.56	199.51	139.42	60.09	New	4 Series	Commercial	Dec - 18
323	Sept - 18	May - 17	29,940.66	27,978.20	18,830.42	9,147.78	Used	5 Series	Commercial	Jan - 19
324	Oct - 18	Nov - 16	14,094.98	12,444.44	10,265.14	2,179.30	Used	1 Series	Commercial	Jan - 19

Compartment German Auto Loans 7
Monthly Investor Report



Rolls-Royce
Motor Cars Limited

Reporting Date	Nov 11, 2020		
Payment Date	Nov 20, 2020		
Period No	37		
Monthly Period	Oct 31, 2020		
Interest Period	From	Oct 20, 2020	to Nov 20, 2020 = 31 days

9. Defaulted Amount & Recovery Amount - Loan Level Data*

	Month / Year of Default	Month / Year of Loan Origination	Principal Balance (Initial in EUR)	Principal Balance of Loan at Default (in EUR)	Recovery Total (in EUR)	Principal Balance End of Period (in EUR)	Object Type (new / used)	Vehicle Series	Customer Type (private / commercial)	Out of Deal (Month / Year)
325	Oct - 18	May - 17	17,794.18	15,231.08	9,212.84	6,018.24	Used	1 Series	Commercial	Jan - 19
326	Oct - 18	Dec - 13	28,231.92	23,963.79	15,551.88	8,411.91	Used	X3 Series	Commercial	Jan - 19
327	Oct - 18	May - 14	18,857.56	15,632.97	13,045.17	2,587.80	Used	X6 Series	Commercial	Jan - 19
328	Nov - 18	May - 17	23,976.65	22,169.34	15,035.01	7,134.33	Used	3 Series	Private	Jan - 19
329	Jan - 18	June - 13	12,963.55	12,963.55	12,838.96	124.59	Used	5 Series	Private	Feb - 19
330	Oct - 18	Mar - 17	27,208.02	24,486.52	15,881.39	8,605.13	Used	3 Series	Private	Feb - 19
331	Nov - 18	Jan - 17	24,695.49	23,209.28	17,984.59	5,224.69	New	1 Series	Commercial	Feb - 19
332	Nov - 18	Jan - 17	37,185.72	35,751.27	24,960.95	10,790.32	New	5 Series	Commercial	Feb - 19
333	Nov - 18	Oct - 16	17,127.84	15,421.60	13,018.47	2,403.13	New	MINI	Commercial	Feb - 19
334	Nov - 18	June - 17	25,054.02	22,203.66	15,337.91	6,865.75	Used	5 Series	Commercial	Feb - 19
335	Nov - 18	Feb - 17	26,810.80	24,057.63	15,577.71	8,479.92	Used	X1 Series	Private	Feb - 19
336	Nov - 18	Apr - 17	1,769.88	256.31	-185.31	441.62	Used	3 Series	Commercial	Mar - 19
337	Dec - 18	May - 17	10,863.71	9,177.49	7,516.89	1,660.60	Used	7 Series	Commercial	Mar - 19
338	Dec - 18	Apr - 17	9,612.87	8,549.13	6,574.47	1,974.66	Used	1 Series	Private	Mar - 19
339	Dec - 18	Apr - 17	17,434.18	16,592.95	6,661.62	9,931.33	Used	5 Series	Private	Apr - 19
340	Jan - 19	July - 16	31,651.71	29,112.21	20,503.88	8,608.33	New	2 Series	Private	Apr - 19
341	Jan - 19	May - 17	24,961.93	22,243.24	15,685.80	6,557.44	Used	4 Series	Private	Apr - 19
342	Jan - 19	June - 17	28,719.85	23,927.28	22,173.49	1,753.79	Used	X6 Series	Commercial	Apr - 19
343	Apr - 19	Mar - 17	16,731.38	10,160.71	8,008.37	2,152.34	Used	1 Series	Private	Apr - 19
344	Apr - 19	Feb - 17	12,540.62	9,541.35	1,695.36	7,845.99	Used	Non BMW Group (incl. Motorcycles)	Commercial	Apr - 19
345	Jan - 19	Oct - 15	16,578.95	16,446.30	14,782.11	1,664.19	New	3 Series	Private	May - 19
346	Feb - 19	Sept - 16	28,103.02	24,967.85	15,204.40	9,763.45	Used	5 Series	Private	May - 19
347	Feb - 19	Mar - 17	18,788.51	17,553.37	12,314.85	5,238.52	Used	3 Series	Private	June - 19
348	Feb - 19	Oct - 15	11,337.60	8,481.96	7,409.69	1,072.27	Used	1 Series	Private	June - 19
349	Mar - 19	Nov - 16	73,352.11	63,627.79	49,229.59	14,398.20	New	3 Series	Commercial	June - 19
350	June - 19	Dec - 16	59,832.04	36,100.18	28,381.89	7,718.29	Used	X6 Series	Commercial	June - 19
351	Feb - 19	Nov - 16	17,796.82	15,883.03	10,491.50	5,391.53	New	3 Series	Commercial	July - 19
352	Mar - 19	Mar - 17	84,148.63	72,738.57	44,784.56	27,954.01	New	X5 Series	Commercial	July - 19
353	Mar - 19	Nov - 15	15,878.54	12,487.51	10,659.60	1,827.91	Used	5 Series	Commercial	July - 19
354	Mar - 19	Oct - 15	10,072.52	7,998.19	7,780.33	217.86	Used	MINI	Private	July - 19
355	Mar - 19	Feb - 17	30,657.27	28,858.11	14,691.17	14,166.94	New	2 Series	Commercial	July - 19
356	Mar - 19	June - 17	10,558.38	8,288.29	7,661.49	626.80	Used	MINI	Private	July - 19
357	Mar - 19	Feb - 16	38,517.19	35,260.99	25,450.58	9,810.41	New	1 Series	Commercial	July - 19
358	Mar - 19	Mar - 17	19,314.80	17,451.16	12,220.77	5,230.39	New	1 Series	Commercial	July - 19
359	Mar - 19	Apr - 17	21,236.40	18,865.01	12,414.36	6,450.65	Used	Non BMW Group (incl. Motorcycles)	Commercial	July - 19
360	Mar - 19	Mar - 17	12,680.13	10,942.52	9,495.98	1,473.70	Used	1 Series	Private	July - 19

Compartment German Auto Loans 7
Monthly Investor Report



Rolls-Royce
Motor Cars Limited

Reporting Date	Nov 11, 2020		
Payment Date	Nov 20, 2020		
Period No	37		
Monthly Period	Oct 31, 2020		
Interest Period	From	Oct 20, 2020	to Nov 20, 2020 = 31 days

9. Defaulted Amount & Recovery Amount - Loan Level Data*

	Month / Year of Default	Month / Year of Loan Origination	Principal Balance (Initial in EUR)	Principal Balance of Loan at Default (in EUR)	Recovery Total (in EUR)	Principal Balance End of Period (in EUR)	Object Type (new / used)	Vehicle Series	Customer Type (private / commercial)	Out of Deal (Month / Year)
361	Apr - 19	Mar - 17	46,717.50	39,134.37	21,062.76	18,071.61	New	4 Series	Commercial	July - 19
362	Apr - 19	May - 17	28,372.04	24,026.08	17,824.69	6,201.39	Used	7 Series	Commercial	July - 19
363	May - 19	Mar - 16	15,689.13	13,076.27	10,659.13	2,417.14	Used	3 Series	Private	July - 19
364	May - 19	Oct - 16	10,901.05	9,462.32	6,968.92	2,493.40	Used	1 Series	Commercial	July - 19
365	July - 19	June - 17	46,684.35	20,827.35	2,386.59	18,440.76	New	2 Series	Commercial	July - 19
366	Apr - 19	Feb - 17	13,956.26	12,185.99	5,670.05	6,515.94	Used	3 Series	Private	Aug - 19
367	Apr - 19	Dec - 16	25,185.80	24,256.90	15,064.08	9,192.82	New	3 Series	Commercial	Aug - 19
368	May - 19	Apr - 14	13,800.42	8,807.20	7,134.46	1,672.74	Used	3 Series	Private	Aug - 19
369	May - 19	Apr - 17	30,779.68	25,869.83	20,481.58	5,388.25	New	5 Series	Commercial	Aug - 19
370	May - 19	Feb - 16	28,012.41	20,228.97	15,651.73	4,577.24	Used	X6 Series	Commercial	Aug - 19
371	May - 19	Sept - 16	26,068.39	22,258.71	14,482.22	7,776.49	Used	5 Series	Commercial	Aug - 19
372	May - 19	Jan - 16	40,309.50	33,056.88	21,454.01	11,602.87	Used	X5 Series	Commercial	Aug - 19
373	May - 19	June - 17	66,804.97	58,856.45	41,066.84	17,789.61	Used	7 Series	Commercial	Aug - 19
374	June - 19	Oct - 16	31,231.14	23,768.78	16,685.84	7,082.94	Used	X6 Series	Commercial	Aug - 19
375	Aug - 19	May - 14	10,475.55	1,538.77	685.08	853.69	Used	3 Series	Private	Aug - 19
376	Aug - 19	May - 17	3,112.86	162.91	43.92	118.99	Used	3 Series	Private	Aug - 19
377	Aug - 19	June - 16	30,075.03	25,988.97	2,411.43	23,577.54	Used	X1 Series	Commercial	Aug - 19
378	Apr - 19	Dec - 16	16,462.21	14,010.80	12,566.19	1,444.61	Used	Non BMW Group (incl. Motorcycles)	Commercial	Sept - 19
379	June - 19	June - 16	25,251.94	21,273.11	16,429.34	4,843.77	Used	3 Series	Private	Sept - 19
380	Sept - 19	Mar - 17	18,118.86	321.52	100.28	221.24	Used	1 Series	Private	Sept - 19
381	May - 19	Oct - 15	11,071.17	8,077.62	3,852.00	4,225.62	Used	1 Series	Commercial	Oct - 19
382	July - 19	Oct - 16	9,054.98	6,345.12	5,246.17	1,098.95	Used	MINI	Private	Oct - 19
383	Aug - 19	June - 16	48,849.03	40,745.65	17,826.44	22,919.21	Used	Non BMW Group (incl. Motorcycles)	Commercial	Nov - 19
384	Aug - 19	June - 16	17,485.31	14,910.11	9,964.33	4,945.78	New	1 Series	Private	Nov - 19
385	Aug - 19	Feb - 17	46,293.56	37,985.08	27,549.34	10,435.74	New	X3 Series	Private	Nov - 19
386	Aug - 19	June - 16	22,776.21	18,190.04	9,082.13	9,107.91	New	1 Series	Private	Nov - 19
387	Aug - 19	Jan - 16	11,783.36	10,348.91	8,002.93	2,345.98	Used	MINI	Commercial	Nov - 19
388	Aug - 19	Dec - 16	27,734.74	24,027.80	14,458.12	9,569.68	New	2 Series	Commercial	Nov - 19
389	Aug - 19	July - 16	45,985.30	36,923.54	23,455.72	13,467.82	New	X4 Series	Private	Nov - 19
390	Aug - 19	Feb - 17	20,893.79	16,824.98	11,893.25	4,931.73	Used	X3 Series	Commercial	Nov - 19
391	Sept - 19	May - 17	27,880.56	22,146.12	13,357.78	8,788.34	Used	5 Series	Commercial	Nov - 19
392	Aug - 19	Mar - 16	12,881.81	10,217.19	6,283.97	3,933.22	Used	1 Series	Private	Dec - 19
393	Sept - 19	June - 16	33,442.35	30,537.51	17,235.00	13,302.51	New	4 Series	Commercial	Dec - 19
394	Oct - 19	May - 17	12,810.32	8,034.00	5,601.78	2,432.22	Used	MINI	Commercial	Dec - 19
395	Dec - 19	Aug - 16	18,775.43	5,045.22	1,104.64	3,940.58	New	Other BMW Group	Commercial	Dec - 19
396	Oct - 19	Aug - 15	23,694.96	15,847.67	8,378.35	7,469.32	Used	7 Series	Commercial	Jan - 20

Compartment German Auto Loans 7
Monthly Investor Report



Rolls-Royce
Motor Cars Limited

Reporting Date	Nov 11, 2020		
Payment Date	Nov 20, 2020		
Period No	37		
Monthly Period	Oct 31, 2020		
Interest Period	From	Oct 20, 2020	to Nov 20, 2020 = 31 days

9. Defaulted Amount & Recovery Amount - Loan Level Data*

	Month / Year of Default	Month / Year of Loan Origination	Principal Balance (Initial in EUR)	Principal Balance of Loan at Default (in EUR)	Recovery Total (in EUR)	Principal Balance End of Period (in EUR)	Object Type (new / used)	Vehicle Series	Customer Type (private / commercial)	Out of Deal (Month / Year)
397	Oct - 19	Feb - 17	33,169.91	26,856.91	17,947.36	8,909.55	New	4 Series	Commercial	Jan - 20
398	Oct - 19	June - 17	70,897.70	57,588.32	32,293.20	25,295.12	New	X5 Series	Commercial	Jan - 20
399	Oct - 19	Apr - 17	35,353.65	29,838.86	20,038.90	9,799.96	Used	4 Series	Commercial	Jan - 20
400	Aug - 19	May - 15	23,898.62	18,664.42	12,583.24	6,081.18	Used	X5 Series	Commercial	Feb - 20
401	Nov - 19	Nov - 15	27,193.45	17,763.45	15,075.91	2,687.54	Used	5 Series	Private	Feb - 20
402	Nov - 19	June - 17	32,547.73	23,721.03	15,755.05	7,965.98	Used	X5 Series	Commercial	Feb - 20
403	Nov - 19	June - 17	64,668.73	52,483.52	43,914.79	8,568.73	New	6 Series	Commercial	Feb - 20
404	Nov - 19	Apr - 17	34,143.62	29,786.38	20,661.66	9,124.72	New	1 Series	Private	Feb - 20
405	Nov - 19	Mar - 17	18,896.93	15,574.40	11,534.68	4,039.72	New	Other BMW Group	Private	Feb - 20
406	Nov - 19	Aug - 15	32,909.93	18,112.47	14,383.65	3,728.82	New	Non BMW Group (incl. Motorcycles)	Commercial	Feb - 20
407	Dec - 19	June - 16	44,363.14	32,924.10	25,658.12	7,265.98	New	Z Series	Commercial	Mar - 20
408	Mar - 20	May - 17	21,233.88	12,755.77	11,844.22	911.55	Used	1 Series	Private	Mar - 20
409	Nov - 19	Oct - 16	33,627.12	28,569.98	20,496.71	8,073.27	New	3 Series	Private	Apr - 20
410	Dec - 19	June - 17	55,020.90	46,711.80	30,119.02	16,592.78	New	5 Series	Commercial	Apr - 20
411	Jan - 20	June - 17	24,726.20	18,143.63	12,619.91	5,523.72	Used	7 Series	Commercial	Apr - 20
412	Jan - 20	Mar - 17	41,230.37	32,987.13	18,604.52	14,382.61	Used	X6 Series	Commercial	Apr - 20
413	Jan - 20	May - 17	22,151.64	15,907.57	10,308.22	5,599.35	Used	7 Series	Private	Apr - 20
414	Feb - 20	June - 15	15,327.01	11,097.92	7,239.17	3,858.75	Used	3 Series	Commercial	Apr - 20
415	Apr - 20	Feb - 17	28,227.08	2,447.43	884.45	1,562.98	New	MINI	Private	Apr - 20
416	Apr - 20	Apr - 17	3,050.48	140.57	42.08	98.49	Used	Non BMW Group (incl. Motorcycles)	Private	Apr - 20
417	Aug - 19	Feb - 17	29,295.17	22,980.45	16,706.00	6,274.45	Used	X3 Series	Private	May - 20
418	Jan - 20	Sept - 16	36,559.95	32,055.51	29,281.51	2,774.00	New	3 Series	Private	May - 20
419	Mar - 20	Mar - 17	17,578.09	14,220.10	8,488.93	5,731.17	New	Other BMW Group	Commercial	May - 20
420	May - 20	Mar - 17	23,097.82	274.72	130.06	144.66	Used	4 Series	Commercial	May - 20
421	Feb - 20	July - 14	19,760.16	13,102.77	4,714.25	8,388.52	Used	5 Series	Private	June - 20
422	Apr - 20	Mar - 17	14,350.84	11,292.11	8,983.36	2,308.75	Used	1 Series	Commercial	June - 20
423	Apr - 20	Feb - 17	25,956.11	23,101.70	18,241.88	4,859.82	New	MINI	Private	June - 20
424	Apr - 20	Apr - 17	20,018.14	13,629.64	8,471.77	5,157.87	Used	5 Series	Private	June - 20
425	Apr - 20	June - 17	9,295.02	6,413.78	6,051.08	362.70	New	Non BMW Group (incl. Motorcycles)	Private	June - 20
426	Apr - 20	June - 17	27,055.92	17,759.50	15,414.27	2,345.23	Used	7 Series	Commercial	June - 20
427	May - 18	Feb - 17	10,502.59	9,919.52	8,640.52	1,279.00	Used	MINI	Private	July - 20
428	Sept - 19	Apr - 16	18,372.97	14,511.16	9,290.15	5,221.01	New	MINI	Commercial	July - 20
429	Oct - 19	Mar - 16	14,929.69	3,223.11	1,732.92	1,490.19	New	MINI	Commercial	July - 20
430	Nov - 19	Mar - 17	34,606.63	26,096.04	16,546.11	9,549.93	New	MINI	Private	July - 20
431	Apr - 20	Feb - 17	29,022.14	19,962.71	14,113.46	5,849.25	New	MINI	Commercial	July - 20
432	May - 20	Mar - 17	16,008.62	9,384.76	8,108.51	1,276.25	Used	X1 Series	Private	July - 20

Compartment German Auto Loans 7
Monthly Investor Report



Rolls-Royce
Motor Cars Limited

Reporting Date	Nov 11, 2020		
Payment Date	Nov 20, 2020		
Period No	37		
Monthly Period	Oct 31, 2020		
Interest Period	From	Oct 20, 2020	to Nov 20, 2020 = 31 days

9. Defaulted Amount & Recovery Amount - Loan Level Data*

	Month / Year of Default	Month / Year of Loan Origination	Principal Balance (Initial in EUR)	Principal Balance of Loan at Default (in EUR)	Recovery Total (in EUR)	Principal Balance End of Period (in EUR)	Object Type (new / used)	Vehicle Series	Customer Type (private / commercial)	Out of Deal (Month / Year)
433	May - 20	Feb - 17	24,440.47	21,358.28	15,577.43	5,780.85	New	X1 Series	Private	July - 20
434	May - 20	Mar - 17	42,469.62	28,453.77	18,686.79	9,766.98	New	X1 Series	Commercial	July - 20
435	July - 20	Apr - 17	8,278.45	0.00	-143.70	143.70	New	MINI	Private	July - 20
436	July - 19	June - 16	14,653.36	12,141.24	7,556.53	4,584.71	Used	1 Series	Private	Aug - 20
437	May - 20	Mar - 17	16,685.28	12,603.03	7,793.06	4,809.97	New	MINI	Private	Aug - 20
438	May - 20	Apr - 17	10,648.89	4,983.73	4,155.58	828.15	Used	3 Series	Private	Aug - 20
439	June - 20	Mar - 17	23,394.84	15,823.45	13,808.30	2,015.15	Used	5 Series	Private	Aug - 20
440	July - 20	Apr - 17	19,013.18	15,216.35	9,343.10	5,873.25	New	MINI	Commercial	Sept - 20
441	July - 20	Mar - 17	31,418.63	20,828.76	11,786.67	9,042.09	New	2 Series	Private	Sept - 20
442	July - 20	Apr - 17	22,922.63	19,377.30	12,102.66	7,274.64	New	MINI	Commercial	Sept - 20
443	July - 20	June - 17	36,025.29	24,540.12	21,976.95	2,563.17	Used	5 Series	Private	Oct - 20
444	Aug - 20	Sept - 16	29,555.68	20,781.09	12,869.82	7,911.27	Used	3 Series	Private	Oct - 20

*Applicable only if loans have defaulted. Does not include defaulted amounts less than 10 EUR.

Compartment German Auto Loans 7
Monthly Investor Report



Rolls-Royce
Motor Cars Limited

Reporting Date	Nov 11, 2020		
Payment Date	Nov 20, 2020		
Period No	37		
Monthly Period	Oct 31, 2020		
Interest Period	From	Oct 20, 2020	to Nov 20, 2020 = 31 days

10. Outstanding Note Balance

1. Note Balance	All Notes	Class A	Class B
------------------------	------------------	----------------	----------------

Initial Note Information			
ISIN code		XS1683494592	XS1683494915
Currency		EUR	EUR
Legal final maturity		Oct 2024	Oct 2024
Rating (Fitch / Moody's / S&P/DBRS)		AAA/Aaa/N/A/N/A	N/A/N/A/N/A/N/A
Initial notes aggregate principal outstanding balance in EUR	1,075,300,000.00	1,000,000,000.00	75,300,000.00
Nominal amount per note in EUR		100,000.00	100,000.00
Initial number of notes per class in EUR		10,000	753

Current Note Information			
Notes aggregate principal outstanding balance in EUR - BoP	104,125,800.90	28,825,800.90	75,300,000.00
Available distribution amount in EUR	14,313,621.46		
Redemption per class in EUR		8,833,150.50	0,00
Redemption per note in EUR		883.32	0.00
Notes aggregate principal outstanding balance in EUR - EoP	95,292,650.40	19,992,650.40	75,300,000.00
Current pool factor		0.02	1.00

2. Payments to Investor per Note	Class A	Class B
---	----------------	----------------

Interest Type	Floating Rate	Fixed Rate
Reference Rate	1M_EURIBOR	NONE
Actual Interest Rate	-0.534%	NONE
Spread	0.400%	NONE
Coupon	0.000%*	1.000%
Day count fraction	Actual/360	Actual/360
Interest days	31 days	31 days
Principal outstanding per note in EUR - BoP	2,882.58	100,000.00
Principal repayment per note in EUR	883.32	0.00
Principal outstanding per note in EUR - EoP	1,999.27	100,000.00
Interest payment per Note in EUR	0.00	86.11

* rate is floored at 0.000%, the theoretical negative interest rate is -0.134%.

Compartment German Auto Loans 7
Monthly Investor Report



Rolls-Royce
Motor Cars Limited

Reporting Date	Nov 11, 2020			
Payment Date	Nov 20, 2020			
Period No	37			
Monthly Period	Oct 31, 2020			
Interest Period	From	Oct 20, 2020	to	Nov 20, 2020 = 31 days

10. Outstanding Note Balance

3. Credit Enhancement	Initial Period (in EUR)	Initial CE (in %)	Current Period (in EUR)	Current CE (in %)
Class A	1,000,000,000.00	7.50	19,992,650.40	89.82
Class B	75,300,000.00	0.50	75,300,000.00	37.39
Cash Reserve (+ Overcollateralisation)		0.00	53,688,816.66	0.00

4. Clean-Up Call Option

If the aggregate outstanding principal balance has been reduced to less than 10% of the aggregate outstanding principal balance at the Issue Date, the seller will have the option under the receivables purchase Agreement to acquire all outstanding purchased receivables.

Aggregate outstanding principal balance at end of period (in EUR)	143,601,467.06
Clean-Up option exercisable	No

Compartment German Auto Loans 7
Monthly Investor Report



Rolls-Royce
Motor Cars Limited

Reporting Date	Nov 11, 2020			
Payment Date	Nov 20, 2020			
Period No	37			
Monthly Period	Oct 31, 2020			
Interest Period	From	Oct 20, 2020	to	Nov 20, 2020 = 31 days

11. Original Principal Balance

Initial Portfolio as of origination of contract

Group (in EUR) (by Original Principal Balance)	Original principal balance (in EUR)	Original Principal Balance (in % of total)	Number of Contracts	Number of Contracts (in % of total)
0.00 - 5,000.00	6,952,214.98	0.56	1,832	3.15
5.000,01 - 10.000,00	58,611,633.89	4.75	7,457	12.82
10.000,01 - 15.000,00	142,071,546.45	11.53	11,224	19.29
15.000,01 - 20.000,00	193,930,803.12	15.73	11,075	19.04
20.000,01 - 25.000,00	206,957,002.69	16.79	9,215	15.84
25.000,01 - 30.000,00	186,569,339.49	15.14	6,810	11.71
30.000,01 - 35.000,00	135,414,459.95	10.99	4,186	7.20
35.000,01 - 40.000,00	88,286,985.15	7.16	2,362	4.06
40.000,01 - 45.000,00	58,732,363.84	4.76	1,387	2.38
45.000,01 - 50.000,00	39,196,107.70	3.18	826	1.42
50.000,01 - 55.000,00	28,713,754.16	2.33	547	0.94
55.000,01 - 60.000,00	22,818,800.56	1.85	397	0.68
> 60.000,00	64,430,047.86	5.23	858	1.47
Total	1,232,685,059.84	100.00	58,176	100.00

Average:	21,188.89
Min:	1,000.00
Max:	268,086.77

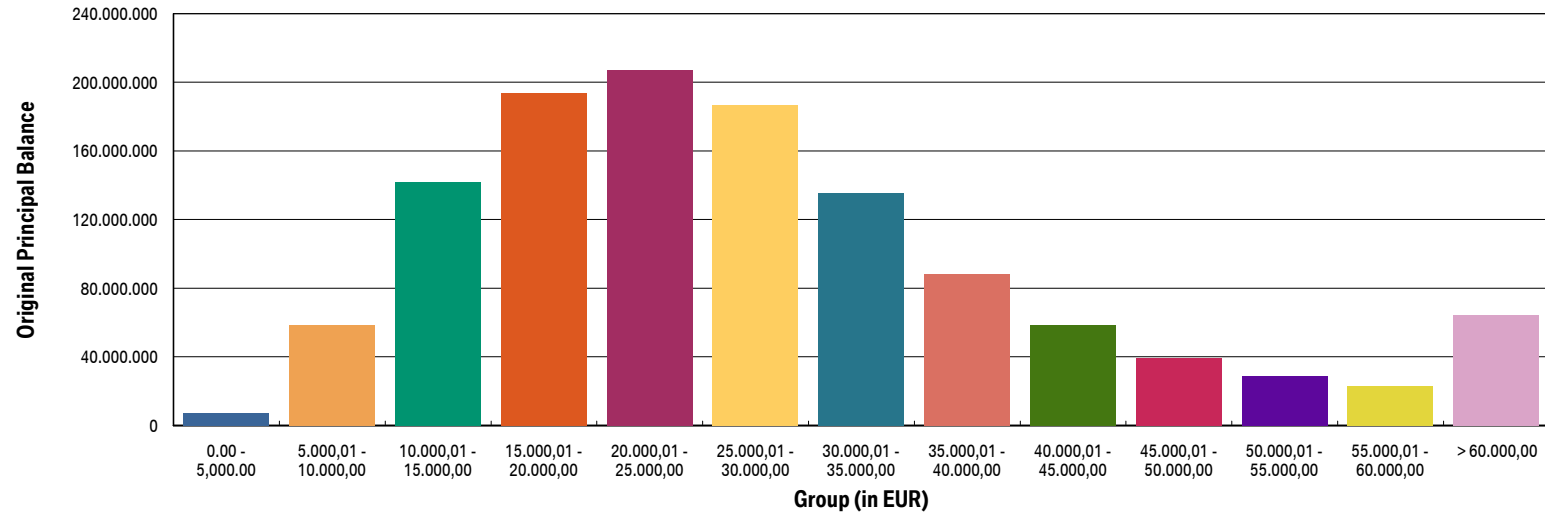
Compartment German Auto Loans 7
Monthly Investor Report



Rolls-Royce
 Motor Cars Limited

Reporting Date	Nov 11, 2020				
Payment Date	Nov 20, 2020				
Period No	37				
Monthly Period	Oct 31, 2020				
Interest Period	From	Oct 20, 2020	to	Nov 20, 2020	= 31 days

11a. Original Principal Balance (graph)



Compartment German Auto Loans 7
Monthly Investor Report



Rolls-Royce
Motor Cars Limited

Reporting Date	Nov 11, 2020			
Payment Date	Nov 20, 2020			
Period No	37			
Monthly Period	Oct 31, 2020			
Interest Period	From	Oct 20, 2020	to	Nov 20, 2020 = 31 days

12. Aggregate Principal Balance

Initial Portfolio

Group (in EUR)	Aggregate Principal Balance (in EUR)	Aggregate Principal Balance (in % of total)	Number of Contracts	Number of Contracts (in % of total)
0.00 - 5,000.00	13,572,816.24	1.26	4,004	6.88
5.000,01 - 10.000,00	75,260,397.46	7.00	9,826	16.89
10.000,01 - 15.000,00	153,093,033.88	14.24	12,241	21.04
15.000,01 - 20.000,00	186,664,077.90	17.36	10,717	18.42
20.000,01 - 25.000,00	185,595,994.12	17.26	8,295	14.26
25.000,01 - 30.000,00	148,704,876.29	13.83	5,446	9.36
30.000,01 - 35.000,00	100,939,663.59	9.39	3,135	5.39
35.000,01 - 40.000,00	62,681,849.04	5.83	1,683	2.89
40.000,01 - 45.000,00	40,143,393.57	3.73	951	1.63
45.000,01 - 50.000,00	29,364,008.53	2.73	620	1.07
50.000,01 - 55.000,00	21,734,531.84	2.02	415	0.71
55.000,01 - 60.000,00	16,627,329.18	1.55	290	0.50
> 60.000,00	40,917,913.69	3.81	553	0.95
Total	1,075,299,885.33	100.00	58,176	100.00

Average:	18,483.57
Min:	197.19
Max:	234,727.59

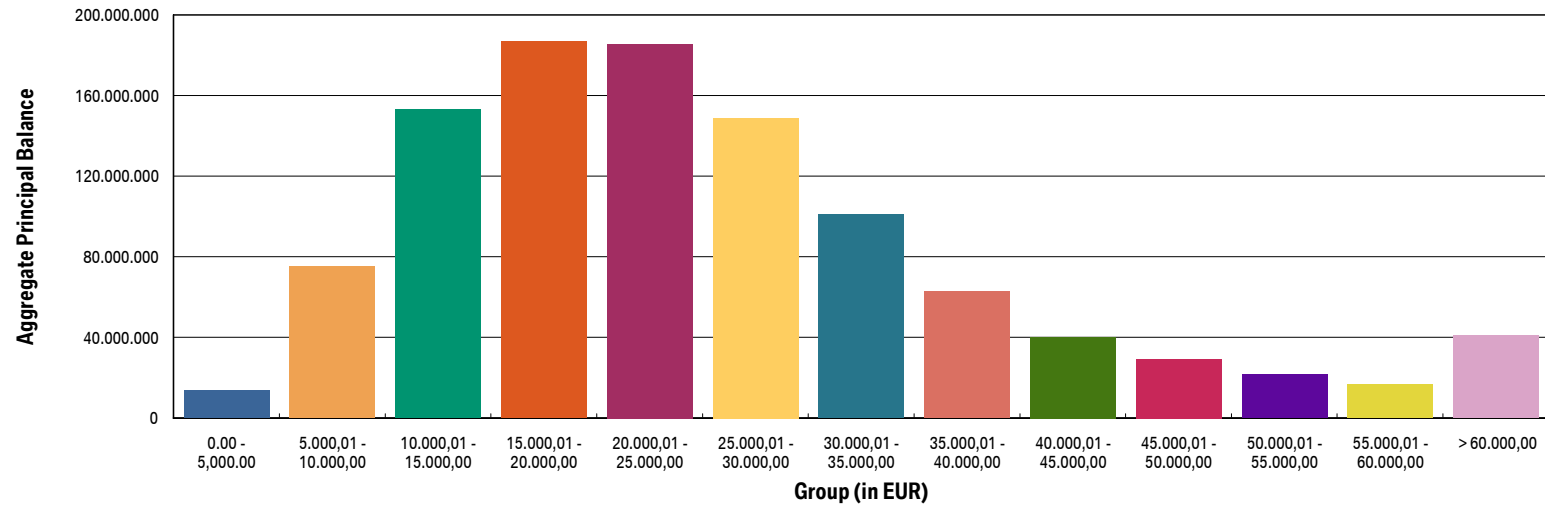
Compartment German Auto Loans 7
Monthly Investor Report



Rolls-Royce
Motor Cars Limited

Reporting Date	Nov 11, 2020		
Payment Date	Nov 20, 2020		
Period No	37		
Monthly Period	Oct 31, 2020		
Interest Period	From	Oct 20, 2020	to Nov 20, 2020 = 31 days

12a. Aggregate Principal Balance (graph)



Compartment German Auto Loans 7
Monthly Investor Report



Rolls-Royce
Motor Cars Limited

Reporting Date	Nov 11, 2020			
Payment Date	Nov 20, 2020			
Period No	37			
Monthly Period	Oct 31, 2020			
Interest Period	From	Oct 20, 2020	to	Nov 20, 2020 = 31 days

13. Aggregate Outstanding Principal Balance

Portfolio as of: Oct 31, 2020

Group (in EUR)	Aggregate Outstanding Principal Balance (in EUR)	Aggregate Outstanding Principal Balance (in % of total)	Number of Contracts	Number of Contracts (in % of total)
0.00 - 5,000.00	5,454,233.70	3.80	3,589	26.76
5.000,01 - 10.000,00	23,829,563.62	16.59	3,140	23.41
10.000,01 - 15.000,00	38,945,661.62	27.12	3,132	23.35
15.000,01 - 20.000,00	34,635,144.04	24.12	2,015	15.02
20.000,01 - 25.000,00	19,282,323.37	13.43	874	6.52
25.000,01 - 30.000,00	8,257,360.75	5.75	304	2.27
30.000,01 - 35.000,00	6,017,039.93	4.19	187	1.39
35.000,01 - 40.000,00	3,602,630.49	2.51	97	0.72
40.000,01 - 45.000,00	1,431,444.89	1.00	34	0.25
45.000,01 - 50.000,00	525,187.19	0.37	11	0.08
50.000,01 - 55.000,00	892,358.71	0.62	17	0.13
55.000,01 - 60.000,00	345,055.64	0.24	6	0.04
> 60.000,00	383,463.11	0.27	6	0.04
Total	143,601,467.06	100.00	13,412	100.00

WA:	10,706.94
Min:	0.00
Max:	68,642.55

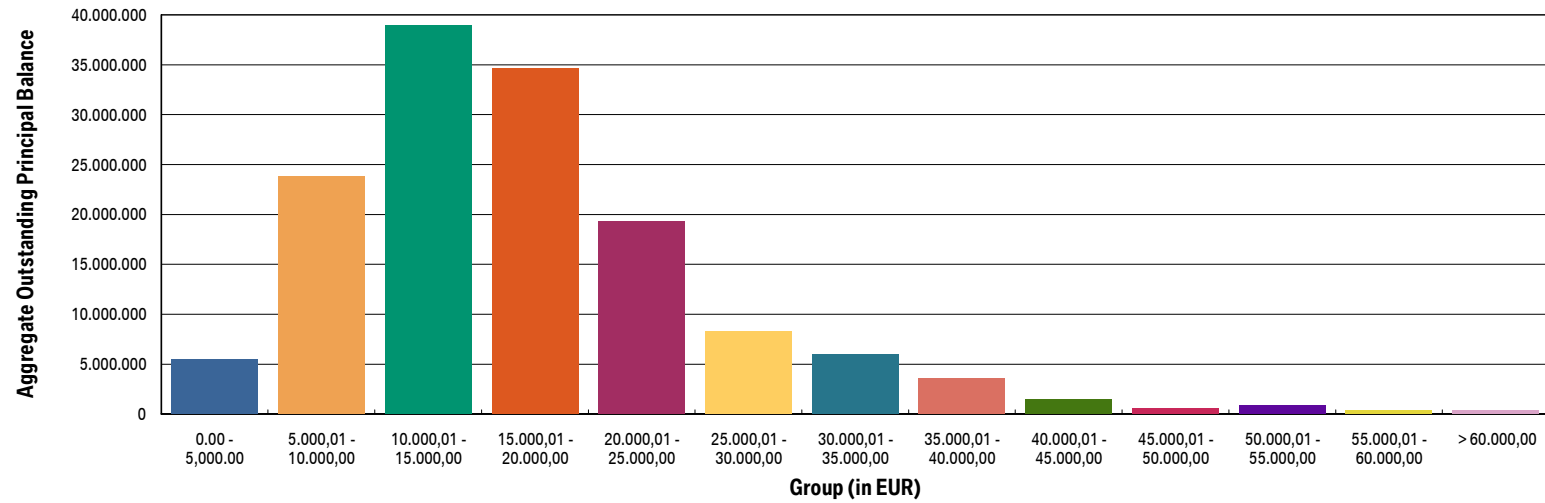
Compartment German Auto Loans 7
Monthly Investor Report



Rolls-Royce
 Motor Cars Limited

Reporting Date	Nov 11, 2020				
Payment Date	Nov 20, 2020				
Period No	37				
Monthly Period	Oct 31, 2020				
Interest Period	From	Oct 20, 2020	to	Nov 20, 2020	= 31 days

13a. Aggregate Outstanding Principal Balance (graph)



Compartment German Auto Loans 7
Monthly Investor Report



Rolls-Royce
Motor Cars Limited

Reporting Date	Nov 11, 2020				
Payment Date	Nov 20, 2020				
Period No	37				
Monthly Period	Oct 31, 2020				
Interest Period	From	Oct 20, 2020	to	Nov 20, 2020	= 31 days

14. Down Payments

Portfolio as of: Oct 31, 2020

Down Payment	Aggregate Outstanding Principal Balance (in EUR)	Aggregate Outstanding Principal Balance (in % of total)	Number of Contracts	Number of Contracts (in % of total)	Down Payment/ Purchase Price (in %)
No Down Payment	33,273,004.46	23.17	3,103	23.14	0.00
<=1000	2,973,292.16	2.07	365	2.72	4.43
1.000,01 - 2.000,00	8,440,611.37	5.88	938	6.99	8.34
2.000,01 - 3.000,00	10,115,965.34	7.04	1,086	8.10	11.97
3.000,01 - 4.000,00	10,361,298.33	7.22	1,095	8.16	15.63
4.000,01 - 5.000,00	15,273,666.19	10.64	1,444	10.77	17.76
5.000,01 - 6.000,00	9,344,832.70	6.51	849	6.33	19.81
6.000,01 - 7.000,00	8,175,965.88	5.69	745	5.55	22.23
7.000,01 - 8.000,00	7,888,679.42	5.49	677	5.05	23.77
8.000,01 - 9.000,00	3,804,019.85	2.65	324	2.42	25.59
9.000,01 - 10.000,00	12,220,671.91	8.51	981	7.31	26.91
10.000,01 - 11.000,00	2,424,456.48	1.69	207	1.54	27.43
11.000,01 - 12.000,00	3,215,010.04	2.24	262	1.95	30.31
12.000,01 - 13.000,00	2,154,355.01	1.50	178	1.33	30.39
13.000,01 - 14.000,00	1,593,095.02	1.11	142	1.06	33.46
14.000,01 - 15.000,00	4,288,987.34	2.99	353	2.63	35.05
> 15.000,00	8,053,555.56	5.61	663	4.94	39.65
Total	143,601,467.06	100.00	13,412	100.00	16.51

Minimum Down Payment:	100.00
Maximum Down Payment:	93,505.30
Average Down Payment:	5,422.56
Average Down Payment (customers that made a Down Payment):	7,054.74

Compartment German Auto Loans 7
Monthly Investor Report



Rolls-Royce
Motor Cars Limited

Reporting Date	Nov 11, 2020			
Payment Date	Nov 20, 2020			
Period No	37			
Monthly Period	Oct 31, 2020			
Interest Period	From	Oct 20, 2020	to	Nov 20, 2020 = 31 days

15. Borrower Concentration

Portfolio as of: Oct 31, 2020

Borrower (Top 20)	Aggregate Outstanding Principal Balance (in EUR)	Aggregate Outstanding Principal Balance (in % of total)	Number of Contracts	Number of Contracts (in % of total)
1	68,642.55	0.05	1	0.01
2	67,725.60	0.05	2	0.01
3	67,091.85	0.05	1	0.01
4	65,499.99	0.05	3	0.02
5	64,639.72	0.05	1	0.01
6	62,624.44	0.04	3	0.02
7	62,026.95	0.04	1	0.01
8	60,753.82	0.04	1	0.01
9	60,309.67	0.04	2	0.01
10	60,308.22	0.04	1	0.01
11	58,877.63	0.04	1	0.01
12	58,723.41	0.04	1	0.01
13	58,349.84	0.04	2	0.01
14	58,099.26	0.04	1	0.01
15	57,843.96	0.04	2	0.01
16	57,307.98	0.04	1	0.01
17	56,749.57	0.04	1	0.01
18	55,297.79	0.04	1	0.01
19	54,949.18	0.04	1	0.01
20	54,723.99	0.04	1	0.01
Total	1,210,545.42	0.84	28	0.21
Total Portfolio Balance	143,601,467.06			

Compartment German Auto Loans 7
Monthly Investor Report



Rolls-Royce
Motor Cars Limited

Reporting Date	Nov 11, 2020			
Payment Date	Nov 20, 2020			
Period No	37			
Monthly Period	Oct 31, 2020			
Interest Period	From	Oct 20, 2020	to	Nov 20, 2020 = 31 days

16. Geographical Distribution

Initial Portfolio

Post code area	Aggregate Principal Balance (in EUR)	Aggregate Principal Balance (in % of total)	Number of Contracts	Number of contracts (in % of total)
post code area 0	60,077,202.26	5.59	3,214	5.52
post code area 1	61,378,550.20	5.71	3,176	5.46
post code area 2	99,202,184.48	9.23	5,354	9.20
post code area 3	101,570,427.34	9.45	5,572	9.58
post code area 4	123,361,453.69	11.47	6,787	11.67
post code area 5	116,364,864.70	10.82	6,367	10.94
post code area 6	135,978,558.12	12.65	7,314	12.57
post code area 7	133,996,727.10	12.46	7,441	12.79
post code area 8	145,662,142.02	13.55	7,666	13.18
post code area 9	97,707,775.42	9.09	5,285	9.08
Total	1,075,299,885.33	100.00	58,176	100.00

Compartment German Auto Loans 7
Monthly Investor Report



Rolls-Royce
Motor Cars Limited

Reporting Date	Nov 11, 2020			
Payment Date	Nov 20, 2020			
Period No	37			
Monthly Period	Oct 31, 2020			
Interest Period	From	Oct 20, 2020	to	Nov 20, 2020 = 31 days

16. Geographical Distribution

Portfolio as of: Oct 31, 2020

Post code area	Aggregate Outstanding Principal Balance (in EUR)	Aggregate Outstanding Principal Balance (in % of total)	Number of Contracts	Number of Contracts (in % of total)
post code area 0	8,386,361.07	5.84	803	5.99
post code area 1	8,784,204.78	6.12	798	5.95
post code area 2	13,249,544.61	9.23	1,246	9.29
post code area 3	14,557,378.76	10.14	1,351	10.07
post code area 4	15,169,510.89	10.56	1,429	10.65
post code area 5	15,166,908.59	10.56	1,461	10.89
post code area 6	18,897,090.38	13.16	1,791	13.35
post code area 7	17,650,366.20	12.29	1,694	12.63
post code area 8	18,432,071.43	12.84	1,613	12.03
post code area 9	13,233,707.77	9.22	1,211	9.03
post code area Others	74,322.58	0.05	15	0.11
Total	143,601,467.06	100.00	13,412	100.00

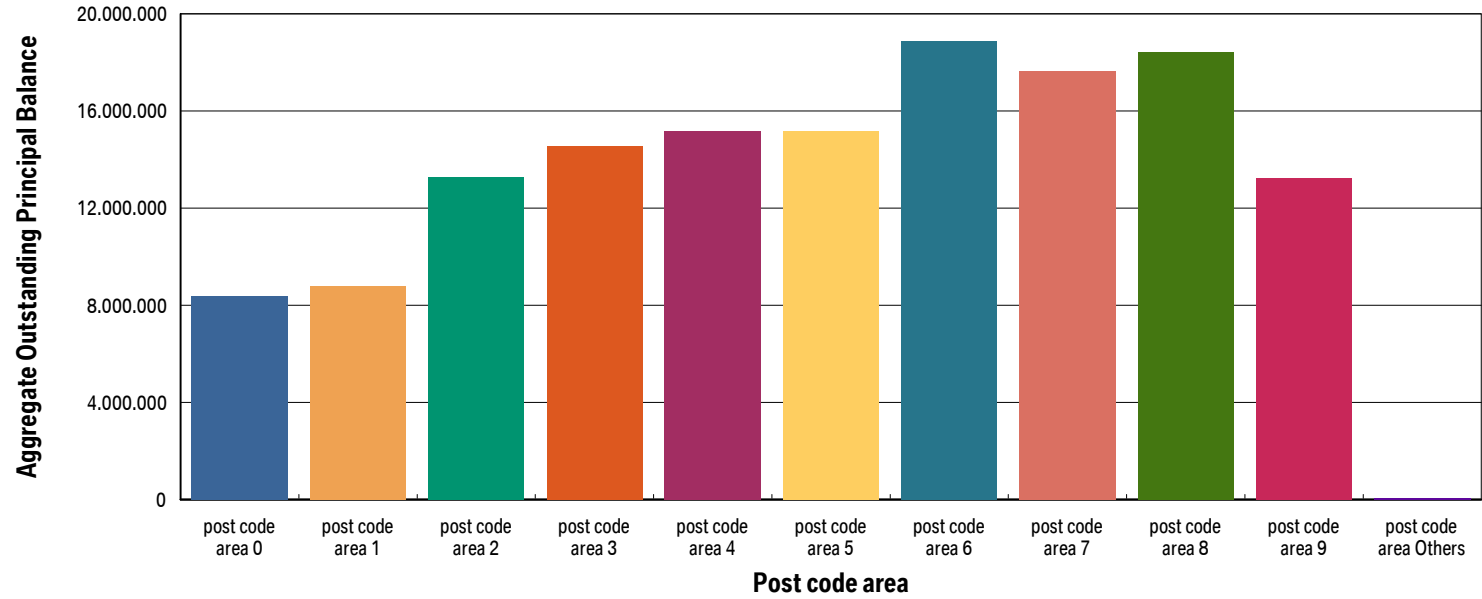
Compartment German Auto Loans 7
Monthly Investor Report



Rolls-Royce
 Motor Cars Limited

Reporting Date	Nov 11, 2020			
Payment Date	Nov 20, 2020			
Period No	37			
Monthly Period	Oct 31, 2020			
Interest Period	From	Oct 20, 2020	to	Nov 20, 2020 = 31 days

16a. Geographical Distribution (graph)



Compartment German Auto Loans 7
Monthly Investor Report



Rolls-Royce
Motor Cars Limited

Reporting Date	Nov 11, 2020			
Payment Date	Nov 20, 2020			
Period No	37			
Monthly Period	Oct 31, 2020			
Interest Period	From	Oct 20, 2020	to	Nov 20, 2020 = 31 days

17. Car Type & Customer Group

Initial Portfolio

Car Type	Aggregate Principal Balance (in EUR)	Aggregate Principal Balance (in % of total)	Number of Contracts	Number of Contracts (in % of total)
New	501,846,144.20	46.67	21,173	36.39
Used	573,453,741.13	53.33	37,003	63.61
Total	1,075,299,885.33	100.00	58,176	100.00

Customer Group	Aggregate Principal Balance (in EUR)	Aggregate Principal Balance (in % of total)	Number of Contracts	Number of Contracts (in % of total)
Commercial	284,006,070.70	26.41	11,469	19.71
Private Individual	791,293,814.63	73.59	46,707	80.29
Total	1,075,299,885.33	100.00	58,176	100.00

Compartment German Auto Loans 7
Monthly Investor Report



Rolls-Royce
 Motor Cars Limited

Reporting Date	Nov 11, 2020			
Payment Date	Nov 20, 2020			
Period No	37			
Monthly Period	Oct 31, 2020			
Interest Period	From	Oct 20, 2020	to	Nov 20, 2020 = 31 days

17. Car Type & Customer Group

Portfolio as of: Oct 31, 2020

Car Type	Aggregate Outstanding Principal Balance (in EUR)	Aggregate Outstanding Principal Balance (in % of total)	Number of Contracts	Number of Contracts (in % of total)
New	47,211,383.37	32.88	3,330	24.83
Used	96,390,083.69	67.12	10,082	75.17
Total	143,601,467.06	100.00	13,412	100.00

Customer Group	Aggregate Outstanding Principal Balance (in EUR)	Aggregate Outstanding Principal Balance (in % of total)	Number of Contracts	Number of Contracts (in % of total)
Commercial	28,326,821.30	19.73	2,015	15.02
Private Individual	115,274,645.76	80.27	11,397	84.98
Total	143,601,467.06	100.00	13,412	100.00

Compartment German Auto Loans 7
Monthly Investor Report



Rolls-Royce
Motor Cars Limited

Reporting Date	Nov 11, 2020			
Payment Date	Nov 20, 2020			
Period No	37			
Monthly Period	Oct 31, 2020			
Interest Period	From	Oct 20, 2020	to	Nov 20, 2020 = 31 days

18. Delinquencies

Initial Portfolio

Days past due	Aggregate Principal Balance (in EUR)	Aggregate Principal Balance (in % of total)	Number of Contracts	Number of Contracts (in % of total)
1 - 30	0.00	0.00	0	0.00
31 - 60	0.00	0.00	0	0.00
61 - 90	0.00	0.00	0	0.00
91 - 120	0.00	0.00	0	0.00
> 120	0.00	0.00	0	0.00
Total	0.00	0.00	0	0.00

Portfolio as of: Oct 31, 2020

Days past due	Aggregate Outstanding Principal Balance (in EUR)	Aggregate Outstanding Principal Balance (in % of total)	Number of Contracts	Number of Contracts (in % of total)
1 - 30	1,319,873.15	0.92	104	0.78
31 - 60	361,870.32	0.25	24	0.18
61 - 90	178,249.26	0.12	10	0.07
91 - 120	113,030.95	0.08	8	0.06
> 120	379,521.78	0.26	34	0.25
Total	2,352,545.46	1.64	180	1.34

Compartment German Auto Loans 7

Monthly Investor Report



Rolls-Royce
Motor Cars Limited

Reporting Date	Nov 11, 2020				
Payment Date	Nov 20, 2020				
Period No	37				
Monthly Period	Oct 31, 2020				
Interest Period	From	Oct 20, 2020	to	Nov 20, 2020	= 31 days

18a. Delinquencies Analysis

Monthly Period	Performing (in EUR)	31-60 days past due (in EUR)	61-90 days past due (in EUR)	91-120 days past due (in EUR)	>120 days past due (in EUR)
Oct - 17	1,050,705,316.43	0.00	0.00	0.00	0.00
Nov - 17	1,024,400,687.00	192,605.04	0.00	0.00	0.00
Dec - 17	994,995,004.32	924,546.79	74,589.12	0.00	0.00
Jan - 18	967,039,862.05	609,321.06	249,539.42	58,937.12	0.00
Feb - 18	939,480,701.57	527,925.95	350,062.12	129,524.32	45,173.29
Mar - 18	909,459,592.01	844,387.70	306,429.44	188,178.73	51,962.92
Apr - 18	880,385,742.71	948,893.29	465,398.59	183,285.00	149,370.46
May - 18	851,220,379.52	768,015.21	513,851.38	176,262.87	244,841.49
June - 18	820,868,759.17	983,559.09	422,702.52	148,729.00	272,684.25
July - 18	791,711,739.10	981,002.42	475,749.51	275,931.77	209,660.15
Aug - 18	762,653,455.53	851,073.11	393,850.09	300,060.55	254,696.92
Sept - 18	735,242,693.68	976,564.38	422,766.97	150,407.63	321,575.14
Oct - 18	709,563,908.67	944,623.05	216,988.99	180,202.51	270,475.37
Nov - 18	682,970,347.84	1,112,844.03	353,339.59	172,553.25	324,440.76
Dec - 18	658,215,228.09	1,464,242.56	569,361.12	193,833.73	257,123.80
Jan - 19	633,469,483.87	1,236,037.19	526,687.30	366,500.42	209,609.51
Feb - 19	606,735,080.88	1,258,706.88	494,435.22	214,387.92	313,376.45
Mar - 19	578,743,094.83	1,276,750.88	451,844.04	210,034.76	408,688.70
Apr - 19	551,926,441.66	847,997.50	454,220.73	315,395.88	337,849.50
May - 19	525,348,620.82	1,175,322.49	297,932.42	319,233.42	469,638.82
June - 19	501,574,021.25	982,128.55	473,034.62	130,525.86	496,427.56
July - 19	476,045,287.77	1,128,646.94	392,491.13	285,822.50	449,120.42
Aug - 19	453,357,431.89	1,235,365.63	393,668.94	285,083.51	441,191.65
Sept - 19	433,173,823.75	959,263.23	409,410.71	219,661.75	379,844.73
Oct - 19	411,183,880.29	851,013.17	301,943.34	237,112.46	412,931.70
Nov - 19	389,725,299.35	887,958.02	318,282.07	102,628.69	375,822.24
Dec - 19	367,952,983.08	779,803.60	377,026.15	255,586.58	296,514.19
Jan - 20	347,818,666.88	894,926.13	325,572.66	141,191.09	301,565.22

Compartment German Auto Loans 7
Monthly Investor Report



Rolls-Royce
 Motor Cars Limited

Reporting Date	Nov 11, 2020				
Payment Date	Nov 20, 2020				
Period No	37				
Monthly Period	Oct 31, 2020				
Interest Period	From	Oct 20, 2020	to	Nov 20, 2020	= 31 days

18a. Delinquencies Analysis

Monthly Period	Performing (in EUR)	31-60 days past due (in EUR)	61-90 days past due (in EUR)	91-120 days past due (in EUR)	>120 days past due (in EUR)
Feb - 20	318,846,258.00	588,464.39	276,632.53	235,192.00	221,859.51
Mar - 20	280,835,862.04	820,958.72	230,956.17	168,119.50	290,858.82
Apr - 20	245,130,715.29	2,047,069.73	399,853.58	119,044.84	390,520.06
May - 20	210,691,056.06	1,775,150.28	966,032.61	209,360.86	231,215.13
June - 20	180,577,865.50	1,301,361.45	1,005,335.03	597,187.61	196,869.39
July - 20	167,159,816.95	1,151,325.33	566,833.75	473,991.89	464,492.88
Aug - 20	158,555,152.49	541,758.24	443,727.26	368,744.87	504,435.00
Sept - 20	150,979,977.27	394,449.91	187,371.88	276,876.97	464,529.74
Oct - 20	142,568,794.75	361,870.32	178,249.26	113,030.95	379,521.78

Compartment German Auto Loans 7
Monthly Investor Report



Rolls-Royce
Motor Cars Limited

Reporting Date	Nov 11, 2020			
Payment Date	Nov 20, 2020			
Period No	37			
Monthly Period	Oct 31, 2020			
Interest Period	From	Oct 20, 2020	to	Nov 20, 2020 = 31 days

19. Seasoning

Initial Portfolio

Group (in months)	Aggregate Principal Balance (in EUR)	Aggregate Principal Balance (in % of total)	Number of Contracts	Number of Contracts (in % of total)
<= 6	576,370,179.60	53.60	29,246	50.27
> 6 - <= 12	222,745,645.89	20.71	11,596	19.93
> 12 - <= 24	186,842,759.18	17.38	10,877	18.70
> 24 - <= 36	73,724,365.83	6.86	5,112	8.79
> 36 - <= 42	8,286,360.63	0.77	699	1.20
> 42 - <= 48	4,269,898.26	0.40	360	0.62
> 48 - <= 53	1,983,410.97	0.18	178	0.31
> 53	1,077,264.97	0.10	108	0.19
Total	1,075,299,885.33	100.00	58,176	100.00

WA Seasoning (in months):	9.82
Min (in months):	3.00
Max (in months):	63.00

Compartment German Auto Loans 7
Monthly Investor Report



Rolls-Royce
Motor Cars Limited

Reporting Date	Nov 11, 2020			
Payment Date	Nov 20, 2020			
Period No	37			
Monthly Period	Oct 31, 2020			
Interest Period	From	Oct 20, 2020	to	Nov 20, 2020 = 31 days

19. Seasoning

Portfolio as of: Oct 31, 2020

Group (in months)	Aggregate Outstanding Principal Balance (in EUR)	Aggregate Outstanding Principal Balance (in % of total)	Number of Contracts	Number of Contracts (in % of total)
<= 6	0.00	0.00	0	0.00
> 6 - <= 12	0.00	0.00	0	0.00
> 12 - <= 24	0.00	0.00	0	0.00
> 24 - <= 36	0.00	0.00	0	0.00
> 36 - <= 42	74,387,074.80	51.80	6,256	46.64
> 42 - <= 48	56,502,375.20	39.35	5,311	39.60
> 48 - <= 53	7,702,524.52	5.36	969	7.22
> 53	5,009,492.54	3.49	876	6.53
Total	143,601,467.06	100.00	13,412	100.00

WA Seasoning (in months):	43.19
Min (in months):	40.00
Max (in months):	98.00

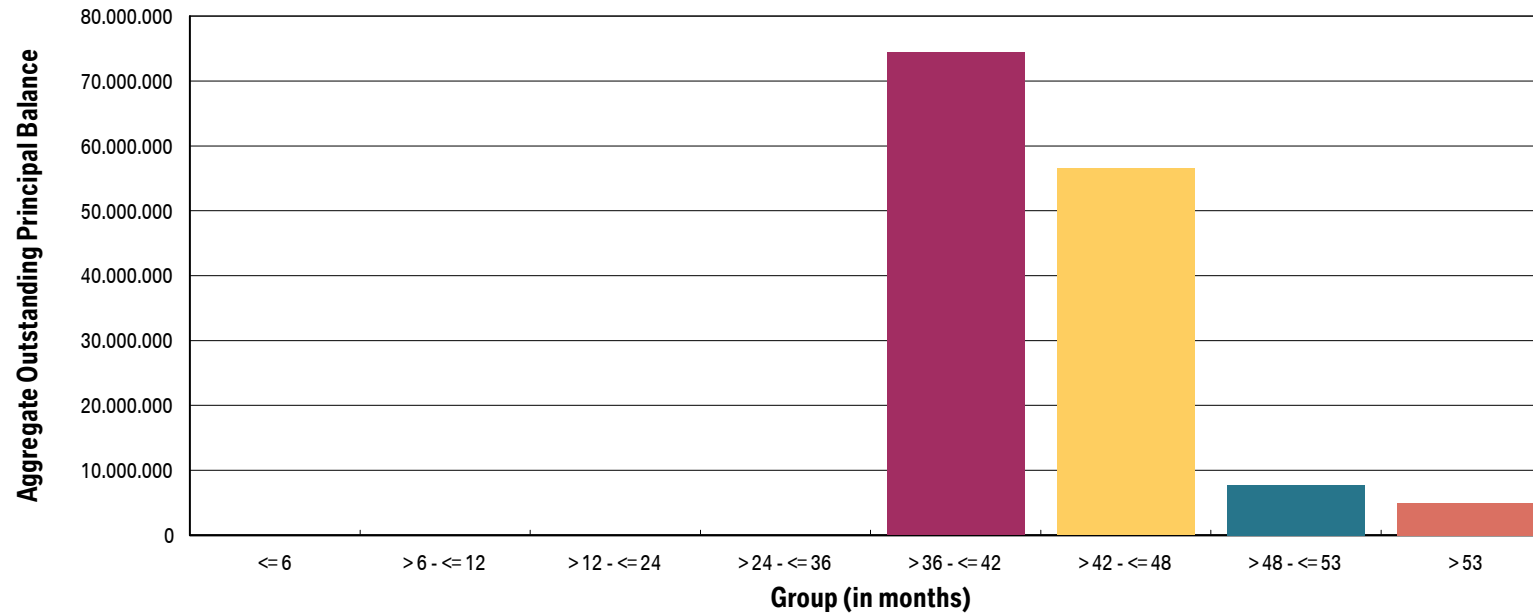
Compartment German Auto Loans 7
Monthly Investor Report



Rolls-Royce
 Motor Cars Limited

Reporting Date	Nov 11, 2020		
Payment Date	Nov 20, 2020		
Period No	37		
Monthly Period	Oct 31, 2020		
Interest Period	From	Oct 20, 2020	to Nov 20, 2020 = 31 days

19a. Seasoning (graph)



Compartment German Auto Loans 7
Monthly Investor Report



Rolls-Royce
 Motor Cars Limited

Reporting Date	Nov 11, 2020			
Payment Date	Nov 20, 2020			
Period No	37			
Monthly Period	Oct 31, 2020			
Interest Period	From	Oct 20, 2020	to	Nov 20, 2020 = 31 days

20. Remaining Term

Initial Portfolio

Group (in months)	Aggregate Principal Balance (in EUR)	Aggregate Principal Balance (in % of total)	Number of Contracts	Number of Contracts (in % of total)
<= 6	20,139,249.55	1.87	1,845	3.17
> 6 - <= 12	50,536,528.09	4.70	3,933	6.76
> 12 - <= 24	171,299,952.34	15.93	11,654	20.03
> 24 - <= 36	388,304,361.55	36.11	20,241	34.79
> 36 - <= 42	130,449,406.13	12.13	6,507	11.19
> 42 - <= 48	156,183,577.11	14.52	7,315	12.57
> 48 - <= 53	40,426,095.56	3.76	1,793	3.08
> 53	117,960,715.00	10.97	4,888	8.40
Total	1,075,299,885.33	100.00	58,176	100.00

WA Remaining Term (in months):	34.05
Min (in months):	3.00
Max (in months):	60.00

Compartment German Auto Loans 7
Monthly Investor Report



Rolls-Royce
Motor Cars Limited

Reporting Date	Nov 11, 2020			
Payment Date	Nov 20, 2020			
Period No	37			
Monthly Period	Oct 31, 2020			
Interest Period	From	Oct 20, 2020	to	Nov 20, 2020 = 31 days

20. Remaining Term

Portfolio as of: Oct 31, 2020

Group (in months)	Aggregate Outstanding Principal Balance (in EUR)	Aggregate Outstanding Principal Balance (in % of total)	Number of Contracts	Number of Contracts (in % of total)
<= 6	51,615,399.25	35.94	6,673	49.75
> 6 - <= 12	38,643,170.91	26.91	3,134	23.37
> 12 - <= 24	53,342,896.90	37.15	3,605	26.88
> 24 - <= 36	0.00	0.00	0	0.00
> 36 - <= 42	0.00	0.00	0	0.00
> 42 - <= 48	0.00	0.00	0	0.00
> 48 - <= 53	0.00	0.00	0	0.00
> 53	0.00	0.00	0	0.00
Total	143,601,467.06	100.00	13,412	100.00

WA Remaining Term (in months):	10.39
Min (in months):	0.00
Max (in months):	22.00

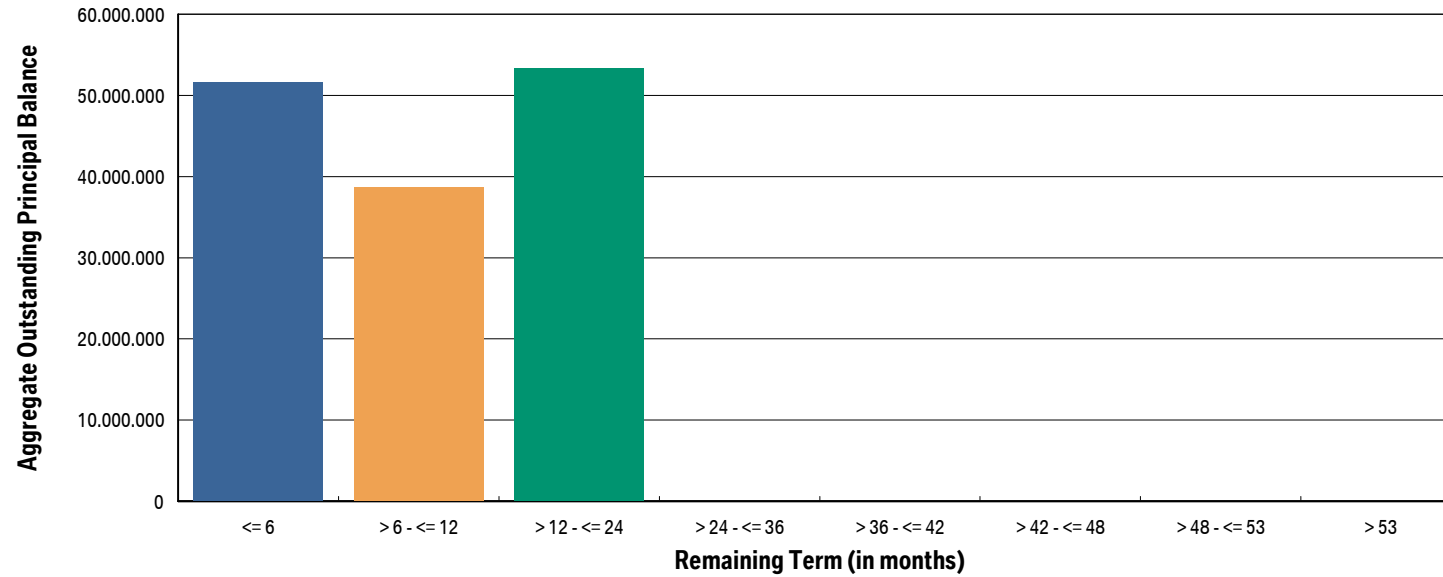
Compartment German Auto Loans 7
Monthly Investor Report



Rolls-Royce
 Motor Cars Limited

Reporting Date	Nov 11, 2020				
Payment Date	Nov 20, 2020				
Period No	37				
Monthly Period	Oct 31, 2020				
Interest Period	From	Oct 20, 2020	to	Nov 20, 2020	= 31 days

20a. Remaining Term (graph)



Compartment German Auto Loans 7
Monthly Investor Report



Rolls-Royce
 Motor Cars Limited

Reporting Date	Nov 11, 2020			
Payment Date	Nov 20, 2020			
Period No	37			
Monthly Period	Oct 31, 2020			
Interest Period	From	Oct 20, 2020	to	Nov 20, 2020 = 31 days

21. Original Term

Initial Portfolio

Group (in months)	Aggregate Principal Balance (in EUR)	Aggregate Principal Balance (in % of total)	Number of Contracts	Number of Contracts (in % of total)
<= 6	0.00	0.00	0	0.00
> 6 - <= 12	741,642.57	0.07	269	0.46
> 12 - <= 24	41,782,594.85	3.89	4,381	7.53
> 24 - <= 36	508,474,086.15	47.29	27,485	47.24
> 36 - <= 42	5,442,641.12	0.51	386	0.66
> 42 - <= 48	285,160,953.22	26.52	14,779	25.40
> 48 - <= 53	773,733.14	0.07	51	0.09
> 53	232,924,234.28	21.66	10,825	18.61
Total	1,075,299,885.33	100.00	58,176	100.00

WA Original Term (in months):	43.87
Min (in months):	7.00
Max (in months):	120.00

Compartment German Auto Loans 7
Monthly Investor Report



Rolls-Royce
Motor Cars Limited

Reporting Date	Nov 11, 2020			
Payment Date	Nov 20, 2020			
Period No	37			
Monthly Period	Oct 31, 2020			
Interest Period	From	Oct 20, 2020	to	Nov 20, 2020 = 31 days

21. Original Term

Portfolio as of: Oct 31, 2020

Group (in months)	Aggregate Outstanding Principal Balance (in EUR)	Aggregate Outstanding Principal Balance (in % of total)	Number of Contracts	Number of Contracts (in % of total)
<= 6	0.00	0.00	0	0.00
> 6 - <= 12	0.00	0.00	0	0.00
> 12 - <= 24	14,687.93	0.01	31	0.23
> 24 - <= 36	791,488.64	0.55	563	4.20
> 36 - <= 42	338,015.70	0.24	90	0.67
> 42 - <= 48	74,857,662.88	52.13	7,309	54.50
> 48 - <= 53	228,068.72	0.16	28	0.21
> 53	67,371,543.19	46.92	5,391	40.20
Total	143,601,467.06	100.00	13,412	100.00

WA Original Term (in months):	53.53
Min (in months):	18.00
Max (in months):	96.00

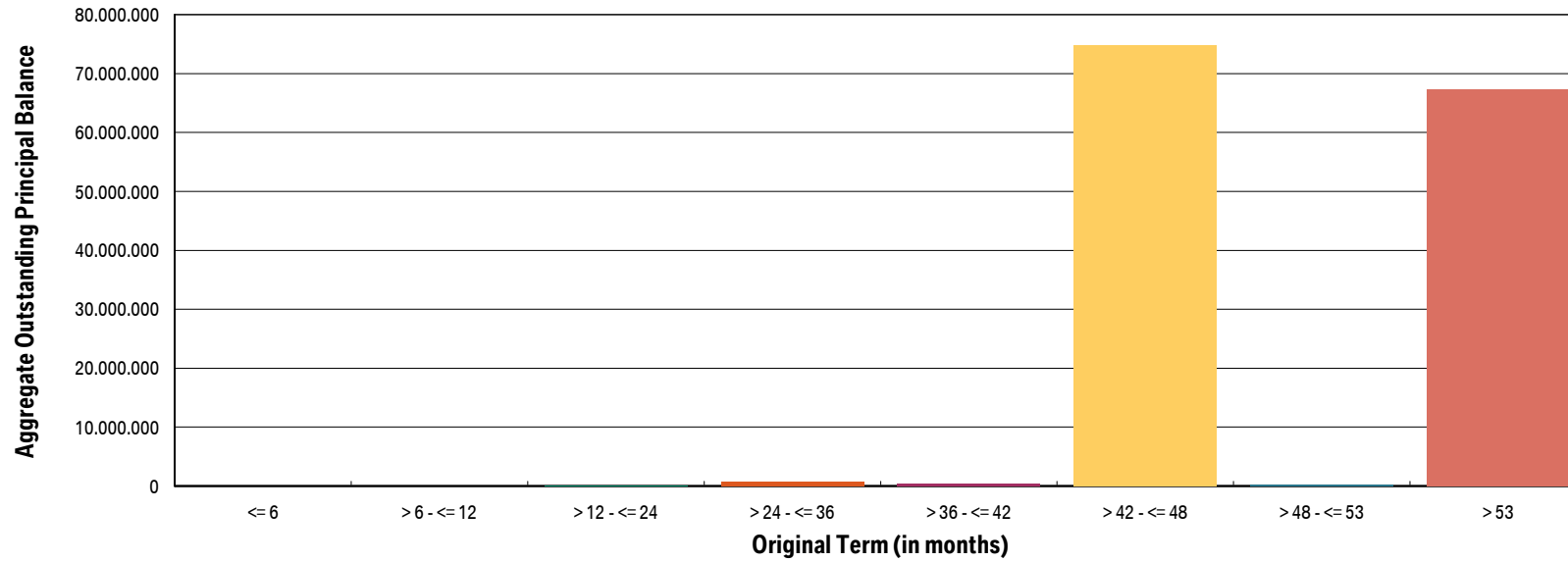
Compartment German Auto Loans 7
Monthly Investor Report



Rolls-Royce
 Motor Cars Limited

Reporting Date	Nov 11, 2020		
Payment Date	Nov 20, 2020		
Period No	37		
Monthly Period	Oct 31, 2020		
Interest Period	From	Oct 20, 2020	to Nov 20, 2020 = 31 days

21a. Original Term (graph)



Compartment German Auto Loans 7
Monthly Investor Report



Rolls-Royce
Motor Cars Limited

Reporting Date	Nov 11, 2020			
Payment Date	Nov 20, 2020			
Period No	37			
Monthly Period	Oct 31, 2020			
Interest Period	From	Oct 20, 2020	to	Nov 20, 2020 = 31 days

22. Vehicle Class

Initial Portfolio

Group	Aggregate Principal Balance (in EUR)	Aggregate Principal Balance (in % of total)	Number of Contracts	Number of Contracts (in % of total)
BMW 1 Series	124,156,707.04	11.55	9,479	16.29
BMW 2 Series	102,433,319.71	9.53	4,414	7.59
BMW 3 Series	161,594,042.71	15.03	9,553	16.42
BMW 4 Series	57,511,545.30	5.35	1,757	3.02
BMW 5 Series	154,036,449.18	14.32	7,004	12.04
BMW 6 Series	13,627,445.82	1.27	365	0.63
BMW 7 Series	17,876,857.30	1.66	590	1.01
BMW X1 Series	77,679,575.16	7.22	4,206	7.23
BMW X3 Series	62,911,891.13	5.85	2,830	4.86
BMW X4 Series	14,559,594.63	1.35	378	0.65
BMW X5 Series	56,974,044.39	5.30	1,642	2.82
BMW X6 Series	19,870,199.08	1.85	513	0.88
BMW Z Series	10,713,603.03	1.00	598	1.03
BMW i Series	3,039,138.94	0.28	91	0.16
MINI	136,089,516.00	12.66	8,921	15.33
Non BMW Group Models (incl. Motorcycles)	28,553,711.71	2.66	2,147	3.69
Other BMW Group (incl. Motorcycles)	33,672,244.20	3.13	3,688	6.34
Total	1,075,299,885.33	100.00	58,176	100.00

Compartment German Auto Loans 7
Monthly Investor Report



Rolls-Royce
Motor Cars Limited

Reporting Date	Nov 11, 2020			
Payment Date	Nov 20, 2020			
Period No	37			
Monthly Period	Oct 31, 2020			
Interest Period	From	Oct 20, 2020	to	Nov 20, 2020 = 31 days

22. Vehicle Class

Portfolio as of: Oct 31, 2020

Group	Aggregate Outstanding Principal Balance (in EUR)	Aggregate Outstanding Principal Balance (in % of total)	Number of Contracts	Number of Contracts (in % of total)
BMW 1 Series	15,093,585.03	10.51	1,945	14.50
BMW 2 Series	14,209,943.34	9.90	1,060	7.90
BMW 3 Series	26,915,675.70	18.74	2,726	20.33
BMW 4 Series	6,607,011.14	4.60	377	2.81
BMW 5 Series	28,713,880.14	20.00	2,435	18.16
BMW 6 Series	1,665,154.76	1.16	86	0.64
BMW 7 Series	2,239,769.04	1.56	149	1.11
BMW X1 Series	7,256,166.89	5.05	783	5.84
BMW X3 Series	11,577,478.17	8.06	992	7.40
BMW X4 Series	1,819,807.82	1.27	79	0.59
BMW X5 Series	7,783,167.18	5.42	369	2.75
BMW X6 Series	2,171,119.06	1.51	94	0.70
BMW Z Series	1,255,338.18	0.87	111	0.83
BMW i Series	447,574.94	0.31	24	0.18
MINI	9,881,264.67	6.88	1,316	9.81
Non BMW Group Models (incl. Motorcycles)	4,515,310.18	3.14	551	4.11
Other BMW Group (incl. Motorcycles)	1,449,220.82	1.01	315	2.35
Total	143,601,467.06	100.00	13,412	100.00

Compartment German Auto Loans 7
Monthly Investor Report



Rolls-Royce
Motor Cars Limited

Reporting Date	Nov 11, 2020			
Payment Date	Nov 20, 2020			
Period No	37			
Monthly Period	Oct 31, 2020			
Interest Period	From	Oct 20, 2020	to	Nov 20, 2020 = 31 days

23. Payment Type

Initial Portfolio:

Group	Aggregate Principal Balance (in EUR)	Aggregate Principal Balance (in % of total)	Number of Contracts	Number of Contracts (in % of total)
Direct debit	1,072,573,425.67	99.75	58,012	99.72
Self payment	2,726,459.66	0.25	164	0.28
Total	1,075,299,885.33	100.00	58,176	100.00

Portfolio as of: Oct 31, 2020

Group	Aggregate Outstanding Principal Balance (in EUR)	Aggregate Outstanding Principal Balance (in % of total)	Number of Contracts	Number of Contracts (in % of total)
Direct debit	141,224,195.40	98.34	13,108	97.73
Self payment	2,377,271.66	1.66	304	2.27
Total	143,601,467.06	100.00	13,412	100.00

Compartment German Auto Loans 7
Monthly Investor Report



Rolls-Royce
 Motor Cars Limited

Reporting Date	Nov 11, 2020		
Payment Date	Nov 20, 2020		
Period No	37		
Monthly Period	Oct 31, 2020		
Interest Period	From	Oct 20, 2020	to Nov 20, 2020 = 31 days

24. Interest Rates

		Weighted Average Nominal Interest Rate (in %)	
Aggregate Principal Balance (Initial)	1,075,299,885.33		3.20
Aggregate Outstanding Principal Balance	143,601,467.06		2.95

Compartment German Auto Loans 7
Monthly Investor Report



Rolls-Royce
Motor Cars Limited

Reporting Date	Nov 11, 2020			
Payment Date	Nov 20, 2020			
Period No	37			
Monthly Period	Oct 31, 2020			
Interest Period	From	Oct 20, 2020	to	Nov 20, 2020 = 31 days

25. Credit Type

Initial Portfolio

Credit Type	Aggregate Principal Balance (in EUR)	Aggregate Principal Balance (in % of total)	Number of Contracts	Number of Contracts (in % of total)
Balloon	1,062,022,231.05	98.77	56,097	96.43
Equal Instalment Loan	13,277,654.28	1.23	2,079	3.57
Total	1,075,299,885.33	100.00	58,176	100.00

Portfolio as of: Oct 31, 2020

Credit Type	Aggregate Outstanding Principal Balance (in EUR)	Aggregate Outstanding Principal Balance (in % of total)	Number of Contracts	Number of Contracts (in % of total)
Balloon	142,972,958.06	99.56	13,187	98.32
Equal Instalment Loan	628,509.00	0.44	225	1.68
Total	143,601,467.06	100.00	13,412	100.00

Compartment German Auto Loans 7
Monthly Investor Report



Rolls-Royce
Motor Cars Limited

Reporting Date	Nov 11, 2020			
Payment Date	Nov 20, 2020			
Period No	37			
Monthly Period	Oct 31, 2020			
Interest Period	From	Oct 20, 2020	to	Nov 20, 2020 = 31 days

26. Contracts Per Customer

Initial Portfolio

Group	Aggregate Principal Balance (in EUR)	Aggregate Principal Balance (in % of total)	Number of Contracts	Number of Contracts (in % of total)
1	1,018,379,438.01	94.71	55,690	95.73
2 - 4	50,359,193.50	4.68	2,194	3.77
5 - 7	1,300,446.96	0.12	59	0.10
8 - 10	106,131.77	0.01	16	0.03
> 10	5,154,675.09	0.48	217	0.37
Total	1,075,299,885.33	100.00	58,176	100.00

Portfolio as of: Oct 31, 2020

Group	Aggregate Outstanding Principal Balance (in EUR)	Aggregate Outstanding Principal Balance (in % of total)	Number of Contracts	Number of Contracts (in % of total)
1	141,766,034.93	98.72	13,276	98.99
2 - 4	1,803,371.74	1.26	131	0.98
5 - 7	32,060.39	0.02	5	0.04
8 - 10	0.00	0.00	0	0.00
> 10	0.00	0.00	0	0.00
Total	143,601,467.06	100.00	13,412	100.00

Compartment German Auto Loans 7
Monthly Investor Report



Rolls-Royce
Motor Cars Limited

Reporting Date	Nov 11, 2020		
Payment Date	Nov 20, 2020		
Period No	37		
Monthly Period	Oct 31, 2020		
Interest Period	From	Oct 20, 2020	to Nov 20, 2020 = 31 days

27. Amortisation

Initial Portfolio

Period	Principal Balance (in EUR)
	1,075,299,885.33
1	1,060,943,391.23
2	1,046,546,518.25
3	1,028,143,480.96
4	1,009,946,120.87
5	991,276,856.02
6	971,651,928.95
7	951,997,456.32
8	932,474,767.43
9	912,587,307.97
10	890,868,439.21
11	869,990,343.74
12	849,480,237.36
13	829,978,972.02
14	810,931,432.99
15	790,929,469.38
16	772,219,217.94
17	750,648,817.76
18	726,612,568.15
19	702,257,186.81
20	679,888,041.08
21	655,697,343.74
22	633,150,616.59
23	613,571,691.51
24	593,874,982.31
25	573,575,290.96
26	553,638,349.72
27	532,836,607.01
28	515,589,425.57
29	477,211,044.30

Current Portfolio

Period	Principal Balance in EUR	Reduction in EUR
	143,601,467.06	
1	136,817,100.44	6,784,366.62
2	131,665,590.87	5,151,509.57
3	126,530,505.84	5,135,085.03
4	112,849,592.31	13,680,913.53
5	95,909,453.00	16,940,139.31
6	81,687,616.99	14,221,836.01
7	67,822,990.06	13,864,626.93
8	51,558,731.52	16,264,258.54
9	49,191,294.96	2,367,436.56
10	47,048,739.72	2,142,555.24
11	44,600,325.13	2,448,414.59
12	42,594,493.47	2,005,831.66
13	40,668,228.77	1,926,264.70
14	39,047,711.99	1,620,516.78
15	37,382,739.49	1,664,972.50
16	30,910,943.34	6,471,796.15
17	22,232,975.25	8,677,968.09
18	14,884,116.81	7,348,858.44
19	7,737,329.67	7,146,787.14
20	3,119.23	7,734,210.44
21	100.32	3,018.91
22	0.00	100.32
23	0.00	0.00
24	0.00	0.00
25	0.00	0.00
26	0.00	0.00
27	0.00	0.00
28	0.00	0.00
29	0.00	0.00

Compartment German Auto Loans 7
Monthly Investor Report



Rolls-Royce
 Motor Cars Limited

Reporting Date	Nov 11, 2020		
Payment Date	Nov 20, 2020		
Period No	37		
Monthly Period	Oct 31, 2020		
Interest Period	From	Oct 20, 2020	to Nov 20, 2020 = 31 days

27. Amortisation

Initial Portfolio

Period	Principal Balance (in EUR)
30	425,194,308.95
31	378,332,531.28
32	336,316,528.85
33	289,247,873.94
34	280,298,657.42
35	271,916,844.49
36	263,687,868.36
37	254,598,533.08
38	244,763,914.79
39	234,739,277.31
40	225,614,638.49
41	199,638,859.87
42	170,229,127.29
43	145,192,330.37
44	121,255,944.52
45	93,869,705.18
46	89,405,174.31
47	85,501,055.08
48	81,172,434.65
49	77,410,499.88
50	73,828,614.72
51	70,432,279.34
52	67,340,372.25
53	55,044,094.06
54	39,464,117.62
55	26,196,870.79
56	13,694,526.94
57	11,530.21
58	4,318.90
59	1,770.62

Current Portfolio

Period	Principal Balance in EUR	Reduction in EUR
30	0.00	0.00
31	0.00	0.00
32	0.00	0.00
33	0.00	0.00
34	0.00	0.00
35	0.00	0.00
36	0.00	0.00
37	0.00	0.00
38	0.00	0.00
39	0.00	0.00
40	0.00	0.00
41	0.00	0.00
42	0.00	0.00
43	0.00	0.00
44	0.00	0.00
45	0.00	0.00
46	0.00	0.00
47	0.00	0.00
48	0.00	0.00
49	0.00	0.00
50	0.00	0.00
51	0.00	0.00
52	0.00	0.00
53	0.00	0.00
54	0.00	0.00
55	0.00	0.00
56	0.00	0.00
57	0.00	0.00
58	0.00	0.00
59	0.00	0.00

Compartment German Auto Loans 7
Monthly Investor Report



Rolls-Royce
 Motor Cars Limited

Reporting Date	Nov 11, 2020			
Payment Date	Nov 20, 2020			
Period No	37			
Monthly Period	Oct 31, 2020			
Interest Period	From	Oct 20, 2020	to	Nov 20, 2020 = 31 days

27. Amortisation

Initial Portfolio

Period	Principal Balance (in EUR)
60	0.00

Current Portfolio

Period	Principal Balance in EUR	Reduction in EUR
60	0.00	0.00

Compartment German Auto Loans 7
Monthly Investor Report



Rolls-Royce
 Motor Cars Limited

Reporting Date	Nov 11, 2020			
Payment Date	Nov 20, 2020			
Period No	37			
Monthly Period	Oct 31, 2020			
Interest Period	From	Oct 20, 2020	to	Nov 20, 2020 = 31 days

28. Priority of Payments

Priority of Payments*

Available Distribution Amount	+	14,313,621.46
Taxes	-	0.00
Trustee Payment	-	0.00
Senior Expenses	-	29,077.07
Swap Net Payment	-	6,553.06
Class A Interest	-	0.00
Class B Interest	-	64,840.83
Cash Reserve	-	5,380,000.00
Principal Class A	-	8,833,150.50
Principal Class B	-	0.00
Swap Termination Event	-	0.00
Subordinated Loan Interest	-	0.00
Subordinated Loan Principal	-	0.00
Seller	-	0.00

*all Amounts in EUR

Compartment German Auto Loans 7
Monthly Investor Report



Rolls-Royce
 Motor Cars Limited

Reporting Date	Nov 11, 2020			
Payment Date	Nov 20, 2020			
Period No	37			
Monthly Period	Oct 31, 2020			
Interest Period	From	Oct 20, 2020	to	Nov 20, 2020 = 31 days

29. Transaction Costs

	Class A	Class B	Subordinated Loan	Total
Senior Expenses				29,077.07
Interest accrued for the Period (in EUR)	0.00	64,840.83	3,317.07	68,157.90
Interest payments for the Period (in EUR)	0.00	64,840.83	0.00	64,840.83
Cumulative Interest Payments (in EUR)	375,000.00	2,361,498.36	0.00	2,736,498.36
Unpaid Interest for the Period (in EUR)	0.00	0.00	3,317.07	3,317.07
Cumulative Unpaid Interest (in EUR)	0.00	0.00	141,038.06	141,038.06

Compartment German Auto Loans 7
Monthly Investor Report



Rolls-Royce
Motor Cars Limited

Reporting Date	Nov 11, 2020			
Payment Date	Nov 20, 2020			
Period No	37			
Monthly Period	Oct 31, 2020			
Interest Period	From	Oct 20, 2020	to	Nov 20, 2020 = 31 days

30. Ratings

			Fitch	S&P	Moody's	DBRS
Notes - current ratings						
	Class A		AAA	N/A	Aaa	N/A
	Class B		N/A	N/A	N/A	N/A

			Fitch	S&P	Moody's	DBRS	Trigger Breached
Transaction Parties - current ratings							
	BMW AG	long term	N/A	A	A2	A high	no
		short term	N/A	A-1	P-1	N/A	no
Issuer Account Bank:	Bank of New York Mellon, Frankfurt Branch	long term	AA+	N/A	Aa1	N/A	no
		short term	F1+	N/A	P-1	N/A	no
Swap Provider:	Skandinaviska Enskilda Banken AB (publ)	long term	AA-	N/A	Aa2	N/A	no
		short term	F1+	N/A	P-1	N/A	no
Calculation Agent:	Bank of New York Mellon, London Branch	long term	AA+	N/A	Aa1	N/A	no
		short term	F1+	N/A	P-1	N/A	no
Trustee:	BNY Mellon Corporate Trustee Services Limited	long term	AA+	N/A	Aa1	N/A	no
		short term	F1+	N/A	P-1	N/A	no

			Fitch	S&P	Moody's	DBRS
Transaction Parties - required ratings						
	BMW AG	long term	N/A	N/A	A2	N/A
		short term	N/A	N/A	P-1	N/A
Issuer Account Bank:	Bank of New York Mellon, Frankfurt Branch	long term	A	N/A	A2	N/A
		short term	F1	N/A	P-1	N/A
Swap Provider:	Skandinaviska Enskilda Banken AB (publ)	long term	A	N/A	A2	N/A
		short term	F1	N/A	P-1	N/A

Compartment German Auto Loans 7
Monthly Investor Report



Rolls-Royce
 Motor Cars Limited

Reporting Date	Nov 11, 2020		
Payment Date	Nov 20, 2020		
Period No	37		
Monthly Period	Oct 31, 2020		
Interest Period	From	Oct 20, 2020	to Nov 20, 2020 = 31 days

31. Swap Counterparty Data

Swap Counterparty Data	
Swap counterparty provider	Skandinaviska Enskilda Banken AB (publ)
Swap termination event	No

Swap Data	
Swap type	Fixed floating interest rate swap
Notional amount (in EUR)	28,825,800.90
Fixed rate (in %)	-0.2790
Floating rate (Euribor in %)	-0.5340
Net swap payments (in EUR) (- from SPV / + to SPV)	-6,553.06