



Bavarian Sky S.A., Compartment German Auto Loans 7

Monthly Investor Report - July 2020

**BMW
GROUP**



Rolls-Royce
Motor Cars Limited

Compartment German Auto Loans 7

Monthly Investor Report

**BMW
GROUP**



Rolls-Royce
Motor Cars Limited

Reporting Date	Aug 11, 2020
Payment Date	Aug 20, 2020
Period No	34
Monthly Period	July 31, 2020
Interest Period	From July 20, 2020 to Aug 20, 2020 = 31 days

Index

1. Contact Information
2. Reporting Contact Details
3. Counterparty History
4. Overview Dates
5. Portfolio Information
6. Reserves
7. Performance Data
8. Defaulted Amount & Recovery Amount
9. Defaulted Amount & Recovery Amount - Loan Level Data
10. Outstanding Note Balance
11. Original Principal Balance
12. Aggregate Principal Balance
13. Aggregate Outstanding Principal Balance
14. Down Payments
15. Borrower Concentration
16. Geographical Distribution
17. Car Type & Customer Group
18. Delinquencies
19. Seasoning
20. Remaining Term
21. Original Term
22. Vehicle Class
23. Payment Type
24. Interest Rates
25. Credit Type
26. Contracts per Customer
27. Amortisation
28. Priority of Payments
29. Transaction Costs
30. Ratings
31. Swap Counterparty Data

Compartment German Auto Loans 7
Monthly Investor Report

BMW
GROUP



Rolls-Royce
Motor Cars Limited

Reporting Date	Aug 11, 2020
Payment Date	Aug 20, 2020
Period No	34
Monthly Period	July 31, 2020
Interest Period	From July 20, 2020 to Aug 20, 2020 = 31 days

1. Contact Information

Transaction Parties

Issuer: **Bavarian Sky S.A.**
Acting in respect of its Compartment German Auto Loans 7
2a, rue Nicolas Bové
L-1253 Luxembourg
Luxembourg
Attn.: Valérie Schleimer
valerie.schleimer@intertrustgroup.com
+352 26 4491

Corporate Administrator: **Intertrust (Luxembourg) S.à r.l.**
6, Rue Eugène Ruppert
L-2453 Luxembourg
Luxembourg
Attn.: BUO - Capital Markets
LU-BavarianSky@intertrustgroup.com
+352 26 44 91

Originator/Servicer: **BMW Bank GmbH**
Lilienthalallee 26
80939 Munich
Germany
Attn.: Antoun Zakhour
abs.bmwgroup@bmw.de
+49-89-382-61467
Attn.: Michael Dalchow
abs.bmwgroup@bmw.de
+49-89-382-53070

Compartment German Auto Loans 7
Monthly Investor Report

BMW
GROUP



Rolls-Royce
Motor Cars Limited

Reporting Date	Aug 11, 2020
Payment Date	Aug 20, 2020
Period No	34
Monthly Period	July 31, 2020
Interest Period	From July 20, 2020 to Aug 20, 2020 = 31 days

1. Contact Information

Transaction Parties

Calculation Agent/Paying Agent/

Bank of New York Mellon, London Branch

One Canada Square
E14 5AL London
United Kingdom
Attn.: Corporate Trust Administration
BNYM.structured.finance.team.8@bnymellon.com

Trustee:

BNY Mellon Corporate Trustee Services Limited

One Canada Square
E14 5AL London
United Kingdom
Attn.: Corporate Trust Administration
BNYM.structured.finance.team.8@bnymellon.com

Issuer Account Bank:

Bank of New York Mellon, Frankfurt Branch

Friedrich-Ebert-Anlage 49, Messeturm
60327 Frankfurt am Main
Germany
Attn.: Corporate Trust Administrator
BNYM.Structured.Finance.Team.8@bnymellon.com

Compartment German Auto Loans 7
Monthly Investor Report

BMW
GROUP



Rolls-Royce
Motor Cars Limited

Reporting Date	Aug 11, 2020
Payment Date	Aug 20, 2020
Period No	34
Monthly Period	July 31, 2020
Interest Period	From July 20, 2020 to Aug 20, 2020 = 31 days

1. Contact Information

Transaction Parties

Data Trustee:

Bank of New York Mellon, Frankfurt Branch
Friedrich-Ebert-Anlage 46, Messeturm
60327 Frankfurt am Main
Germany
Attn.: Corporate Trust Administration
BNYM.structured.finance.team.8@bnymellon.com

Swap Counterparty:

Skandinaviska Enskilda Banken AB (publ)
Kungsträdgårdsgatan 8
SE-106 40 Stockholm
Sweden
docunit@seb.se

Rating Agencies:

Fitch Ratings Ltd
30 North Colonnade, Canary Wharf
E14 5GN London
United Kingdom
ABSsurveillance@fitchratings.com

Moody's Deutschland GmbH
An der Welle 5
60322 Frankfurt am Main
Germany
monitor.abs@moodys.com

Compartment German Auto Loans 7
Monthly Investor Report

BMW
GROUP



Rolls-Royce
Motor Cars Limited

Reporting Date	Aug 11, 2020
Payment Date	Aug 20, 2020
Period No	34
Monthly Period	July 31, 2020
Interest Period	From July 20, 2020 to Aug 20, 2020 = 31 days

2. Reporting Contact Details

Contact for Servicer Report (Portfolio related information in Investor Report)

Contact for Investor Reporting:

BMW Bank GmbH

Lilienthalallee 26
80939 Munich
Germany
Attn.: Antoun Zakhour
abs.bmwgroup@bmw.de
+49-89-382-61467

Attn.: Michael Dalchow
abs.bmwgroup@bmw.de
+49-89-382-53070

Calculation Agent:

Bank of New York Mellon, London Branch

One Canada Square
E14 5AL London
United Kingdom
Attn. Corporate Trust Administration
BNYM.structured.finance.team.8@bnymellon.com

Compartment German Auto Loans 7
Monthly Investor Report

BMW
GROUP



Rolls-Royce
Motor Cars Limited

Reporting Date	Aug 11, 2020
Payment Date	Aug 20, 2020
Period No	34
Monthly Period	July 31, 2020
Interest Period	From July 20, 2020 to Aug 20, 2020 = 31 days

3. Counterparty History

Replacement Party to be added if applicable

Compartment German Auto Loans 7
Monthly Investor Report



Rolls-Royce
 Motor Cars Limited

Reporting Date	Aug 11, 2020		
Payment Date	Aug 20, 2020		
Period No	34		
Monthly Period	July 31, 2020		
Interest Period	From	July 20, 2020	to Aug 20, 2020 = 31 days

4. Overview Dates

Initial Cut-Off Date:	30/09/2017		
Issue Date:	18/10/2017	Legal Maturity Date:	20/10/2024
Reporting Date	11/08/2020		
Investor Reporting Date	18/08/2020		
Interest Determination Date	16/07/2020		
Reporting Frequency:	monthly		
Monthly Period No. (since Issue Date):	34	(since Issue Date)	
Payment Date:	20/08/2020		
Next Payment Date	21/09/2020		
Monthly Period:	01/07/2020	until	31/07/2020

Compartment German Auto Loans 7
Monthly Investor Report



Rolls-Royce
Motor Cars Limited

Reporting Date	Aug 11, 2020		
Payment Date	Aug 20, 2020		
Period No	34		
Monthly Period	July 31, 2020		
Interest Period	From	July 20, 2020	to Aug 20, 2020 = 31 days

5. Portfolio Information

	current period	prior period
Outstanding receivables in EUR	Aggregate outstanding principal balance	Aggregate outstanding principal balance
Beginning of period in EUR	183,678,618.98	213,872,814.94
Scheduled principal payments in EUR	9,722,296.54	26,281,952.80
Prepayment* principal in EUR	3,686,406.68	3,092,670.45
Prepayments* number of contracts	284	244
Repurchases* principal in EUR	347,776.38	724,806.71
Repurchases* number of contracts	27	34
Total principal collections in EUR	13,756,479.60	30,099,429.96
Total interest collections in EUR	441,060.94	506,273.31
Defaulted Amounts in EUR	335,836.47	178,300.01
Recoveries in EUR	230,157.89	83,534.01
Late Recoveries in EUR	86,952.51	25,470.79
End of Period in EUR	169,816,460.80	183,678,618.98
Current prepayment rate (annualised) in %	22.67	18.08

* Prepayments are defined as all contracts that are early settled by the borrower and repurchases are defined as all contracts that are repurchased due to modification of contract.

Compartment German Auto Loans 7
Monthly Investor Report



Rolls-Royce
Motor Cars Limited

Reporting Date	Aug 11, 2020				
Payment Date	Aug 20, 2020				
Period No	34				
Monthly Period	July 31, 2020				
Interest Period	From	July 20, 2020	to	Aug 20, 2020	= 31 days

6. Reserves

Aggregate outstanding notes balance

Initial outstanding notes balance in EUR 1,075,300,000.00

Cash Reserve	in EUR
Outstanding cash reserve beginning of period	5,380,000.00
Interest on cash reserve - previous period	0.00
Required cash reserve	5,380,000.00
Outstanding cash reserve end of period	5,380,000.00

Triggers*								
Reserves	Current ratio	Trigger	Required Rating BMW AG				Trigger Breach	
			Fitch	S&P	Moody's	DBRS		
Commingling Reserve			Long Term	A	N/A	A2	N/A	no
			Short Term	F1	N/A	P-1	N/A	no

* Breach of one of these triggers in conjunction with any other event as set out in the Servicing Agreement and/or the Receivables Purchase Agreement will oblige BMW Bank GmbH to post additional cash collateral. The Reserves will be adjusted on a monthly basis and shall be deposited in the Issuer Account and exclusively reserved to cover risks.

Commingling Reserve	in EUR
Outstanding Commingling Reserve end of period	0.00

Set-Off Risk (current ratio): 0,01%

Compartment German Auto Loans 7
Monthly Investor Report



Rolls-Royce
 Motor Cars Limited

Reporting Date	Aug 11, 2020		
Payment Date	Aug 20, 2020		
Period No	34		
Monthly Period	July 31, 2020		
Interest Period	From	July 20, 2020	to Aug 20, 2020 = 31 days

7. Performance Data

Aggregate outstanding notes balance

Beginning of period (in EUR)	136,450,504.62
End of period (in EUR)	122,256,396.20

Ratios

31- 60 days past due	(in EUR)	(in %)
31- 60 days past due period before previous period	1,775,150.28	0.83
31- 60 days past due previous period	1,301,361.45	0.71
31- 60 days past due current period	1,151,325.33	0.68

61- 90 days past due	(in EUR)	(in %)
61- 90 days past due period before previous period	966,032.61	0.45
61- 90 days past due previous period	1,005,335.03	0.55
61- 90 days past due current period	566,833.75	0.33

Cumulative net loss ratio	Current ratio
Cumulative net loss ratio (in %)	0.39

Compartment German Auto Loans 7
Monthly Investor Report



Rolls-Royce
 Motor Cars Limited

Reporting Date	Aug 11, 2020		
Payment Date	Aug 20, 2020		
Period No	34		
Monthly Period	July 31, 2020		
Interest Period	From	July 20, 2020	to Aug 20, 2020 = 31 days

7. Performance Data

Performance data	
Number of contracts being 31 - 60 days delinquent	71
Number of contracts being 61 - 90 days delinquent	35
Balance of contracts being 31 - 60 days delinquent (in EUR)	1,151,325.33
Balance of contracts being 61 - 90 days delinquent (in EUR)	566,833.75
Defaulted amounts (in EUR)	335,836.47
Cumulative defaulted amounts (in EUR)	8,955,012.88
Recoveries (in EUR)	230,157.89
Cumulative recoveries (in EUR)	4,770,641.29

Compartment German Auto Loans 7
Monthly Investor Report



Rolls-Royce
Motor Cars Limited

Reporting Date	Aug 11, 2020			
Payment Date	Aug 20, 2020			
Period No	34			
Monthly Period	July 31, 2020			
Interest Period	From	July 20, 2020	to	Aug 20, 2020 = 31 days

8. Defaulted Amount & Recovery Amount

(as at end of Monthly Period)

Collection Period	No. of Defaulted Agreements in Collection Period	Defaulted Amount in Collection Period (in EUR)	Cumulative Defaulted Amount since Initial Cut-Off Date (in EUR)	Cumulative Amount of Purchased Receivables (in EUR)	Cumulative Default Ratio (in %)	Recovery Amount in Collection Period (in EUR)	Cumulative Recoveries since Initial Cut-Off Date (in EUR)	Cumulative Net Losses (in EUR)	Cumulative Net Loss Ratio (in %)
Sept - 17	0	n/a	n/a	1,075,299,885.33	n/a	n/a	n/a	n/a	n/a
Oct - 17	12	62.01	62.01	1,075,299,885.33	0.00	0.00	0.00	62.01	0.00
Nov - 17	18	79.32	141.33	1,075,299,885.33	0.00	0.00	0.00	141.33	0.00
Dec - 17	17	65.10	206.43	1,075,299,885.33	0.00	0.00	0.00	206.43	0.00
Jan - 18	20	87,506.96	87,713.39	1,075,299,885.33	0.01	51,683.18	51,683.18	36,030.21	0.00
Feb - 18	18	84,172.99	171,886.38	1,075,299,885.33	0.02	61,520.07	113,203.25	58,683.13	0.01
Mar - 18	14	129,057.18	300,943.56	1,075,299,885.33	0.03	61,859.37	175,062.62	125,880.94	0.01
Apr - 18	22	83,113.92	384,057.48	1,075,299,885.33	0.04	41,694.28	216,756.90	167,300.58	0.02
May - 18	24	267,416.46	651,473.94	1,075,299,885.33	0.06	114,363.34	331,120.24	320,353.70	0.03
June - 18	25	327,360.95	978,834.89	1,075,299,885.33	0.09	162,353.97	493,474.21	485,360.68	0.05
July - 18	20	245,137.39	1,223,972.28	1,075,299,885.33	0.11	136,969.99	630,444.20	593,528.08	0.06
Aug - 18	34	471,551.50	1,695,523.78	1,075,299,885.33	0.16	269,691.87	900,136.07	795,387.71	0.07
Sept - 18	24	368,588.76	2,064,112.54	1,075,299,885.33	0.19	222,746.68	1,122,882.75	941,229.79	0.09
Oct - 18	37	416,112.35	2,480,224.89	1,075,299,885.33	0.23	240,505.93	1,363,388.68	1,116,836.21	0.10
Nov - 18	31	236,693.50	2,716,918.39	1,075,299,885.33	0.25	113,001.36	1,476,390.04	1,240,528.35	0.12
Dec - 18	20	317,952.16	3,034,870.55	1,075,299,885.33	0.28	109,040.43	1,585,430.47	1,449,440.08	0.13
Jan - 19	37	253,107.72	3,287,978.27	1,075,299,885.33	0.31	132,610.79	1,718,041.26	1,569,937.01	0.15
Feb - 19	28	207,238.41	3,495,216.68	1,075,299,885.33	0.33	94,566.91	1,812,608.17	1,682,608.51	0.16
Mar - 19	39	473,376.34	3,968,593.02	1,075,299,885.33	0.37	283,971.38	2,096,579.55	1,872,013.47	0.17
Apr - 19	35	338,051.22	4,306,644.24	1,075,299,885.33	0.40	164,327.47	2,260,907.02	2,045,737.22	0.19
May - 19	49	439,713.54	4,746,357.78	1,075,299,885.33	0.44	238,073.17	2,498,980.19	2,247,377.59	0.21
June - 19	19	313,280.11	5,059,637.89	1,075,299,885.33	0.47	186,962.51	2,685,942.70	2,373,695.19	0.22
July - 19	34	312,975.80	5,372,613.69	1,075,299,885.33	0.50	151,618.48	2,837,561.18	2,535,052.51	0.24
Aug - 19	39	527,047.82	5,899,661.51	1,075,299,885.33	0.55	269,347.16	3,106,908.34	2,792,753.17	0.26
Sept - 19	33	316,972.54	6,216,634.05	1,075,299,885.33	0.58	134,929.97	3,241,838.31	2,974,795.74	0.28
Oct - 19	28	351,031.23	6,567,665.28	1,075,299,885.33	0.61	198,908.70	3,440,747.01	3,126,918.27	0.29
Nov - 19	34	453,402.88	7,021,068.16	1,075,299,885.33	0.65	263,127.94	3,703,874.95	3,317,193.21	0.31
Dec - 19	35	236,065.20	7,257,133.36	1,075,299,885.33	0.67	93,913.34	3,797,788.29	3,459,345.07	0.32
Jan - 20	29	314,923.92	7,572,057.28	1,075,299,885.33	0.70	169,621.15	3,967,409.44	3,604,647.84	0.34
Feb - 20	26	194,372.47	7,766,429.75	1,075,299,885.33	0.72	109,961.36	4,077,370.80	3,689,058.95	0.34

Compartment German Auto Loans 7

Monthly Investor Report

**BMW
GROUP**



Rolls-Royce
Motor Cars Limited

Reporting Date	Aug 11, 2020		
Payment Date	Aug 20, 2020		
Period No	34		
Monthly Period	July 31, 2020		
Interest Period	From	July 20, 2020	to Aug 20, 2020 = 31 days

8. Defaulted Amount & Recovery Amount

(as at end of Monthly Period)

Collection Period	No. of Defaulted Agreements in Collection Period	Defaulted Amount in Collection Period (in EUR)	Cumulative Defaulted Amount since Initial Cut-Off Date (in EUR)	Cumulative Amount of Purchased Receivables (in EUR)	Cumulative Default Ratio (in %)	Recovery Amount in Collection Period (in EUR)	Cumulative Recoveries since Initial Cut-Off Date (in EUR)	Cumulative Net Losses (in EUR)	Cumulative Net Loss Ratio (in %)
Mar - 20	15	118,764.38	7,885,194.13	1,075,299,885.33	0.73	33,036.02	4,110,406.82	3,774,787.31	0.35
Apr - 20	35	238,956.47	8,124,150.60	1,075,299,885.33	0.76	174,003.69	4,284,410.51	3,839,740.09	0.36
May - 20	31	316,725.80	8,440,876.40	1,075,299,885.33	0.78	172,538.88	4,456,949.39	3,983,927.01	0.37
June - 20	23	178,300.01	8,619,176.41	1,075,299,885.33	0.80	83,534.01	4,540,483.40	4,078,693.01	0.38
July - 20	29	335,836.47	8,955,012.88	1,075,299,885.33	0.83	230,157.89	4,770,641.29	4,184,371.59	0.39

Compartment German Auto Loans 7
Monthly Investor Report



Rolls-Royce
Motor Cars Limited

Reporting Date	Aug 11, 2020		
Payment Date	Aug 20, 2020		
Period No	34		
Monthly Period	July 31, 2020		
Interest Period	From	July 20, 2020	to Aug 20, 2020 = 31 days

9. Defaulted Amount & Recovery Amount - Loan Level Data*

	Month / Year of Default	Month / Year of Loan Origination	Principal Balance (Initial in EUR)	Principal Balance of Loan at Default (in EUR)	Recovery Total (in EUR)	Principal Balance End of Period (in EUR)	Object Type (new / used)	Vehicle Series	Customer Type (private / commercial)	Out of Deal (Month / Year)
1	Jan - 18	Sept - 14	16,351.13	16,351.13	11,175.98	5,175.15	Used	5 Series	Commercial	
2	Jan - 18	Feb - 16	15,652.00	15,652.00	8,219.59	7,432.41	Used	X1 Series	Commercial	
3	Jan - 18	May - 17	38,255.90	37,796.02	37,796.02	0.00	Used	5 Series	Commercial	
4	Feb - 18	July - 16	26,755.60	26,145.58	15,419.35	10,726.23	Used	5 Series	Commercial	
5	Feb - 18	Feb - 17	9,447.90	9,295.57	8,097.14	1,198.43	Used	Other BMW Group	Private	
6	Feb - 18	Aug - 16	12,385.40	361.40	-12.84	374.24	Used	MINI	Commercial	
7	Mar - 18	June - 17	7,754.36	7,672.08	7,672.08	0.00	New	3 Series	Commercial	
8	Mar - 18	Feb - 17	27,414.41	12,056.53	888.06	11,168.47	Used	5 Series	Commercial	
9	Mar - 18	June - 17	61,865.07	61,865.07	12,865.25	48,999.82	New	7 Series	Commercial	
10	Apr - 18	May - 17	33,020.68	16,725.26	1,488.13	15,237.13	Used	5 Series	Commercial	
11	May - 18	Jan - 16	21,138.17	20,707.29	12,795.45	7,911.84	New	2 Series	Commercial	
12	May - 18	Mar - 17	25,856.04	12,152.61	0.00	12,152.61	Used	X5 Series	Commercial	
13	May - 18	Mar - 17	66,717.12	66,557.12	51,279.48	15,277.64	New	X6 Series	Commercial	
14	May - 18	Apr - 16	20,929.31	20,385.90	12,193.09	8,192.81	New	2 Series	Commercial	
15	May - 18	June - 17	18,307.55	17,407.53	13,418.87	3,988.66	Used	7 Series	Commercial	
16	May - 18	May - 17	51,041.47	19,980.05	-54.55	20,034.60	Used	X6 Series	Commercial	
17	May - 18	June - 17	37,045.24	34,446.44	19,156.74	15,289.70	Used	7 Series	Commercial	
18	May - 18	Sept - 15	18,305.20	16,940.56	11,761.26	5,179.30	New	1 Series	Private	
19	May - 18	Feb - 17	23,033.85	20,900.66	16,415.17	4,485.49	New	3 Series	Commercial	
20	June - 18	June - 16	24,340.07	23,322.85	16,856.57	6,466.28	Used	X5 Series	Commercial	
21	June - 18	Dec - 15	28,372.42	25,452.38	0.00	25,452.38	Used	X3 Series	Commercial	
22	June - 18	Dec - 16	26,532.31	25,907.47	12,598.12	13,309.35	Used	1 Series	Commercial	
23	June - 18	June - 17	23,633.84	22,611.14	11,233.40	11,377.74	Used	X3 Series	Private	
24	June - 18	May - 17	35,563.19	34,218.47	34,218.47	0.00	Used	4 Series	Commercial	
25	June - 18	May - 16	35,814.39	33,496.35	19,435.00	14,061.35	New	2 Series	Private	
26	June - 18	Nov - 14	23,535.49	23,085.05	2,993.07	20,091.98	Used	5 Series	Commercial	
27	July - 18	Mar - 17	19,927.47	19,346.42	19,346.42	0.00	New	3 Series	Commercial	
28	July - 18	Mar - 17	34,988.88	34,586.11	18,403.94	16,182.17	Used	5 Series	Commercial	
29	July - 18	Jan - 17	28,522.72	28,007.56	10,273.69	17,733.87	Used	X5 Series	Commercial	
30	July - 18	June - 14	13,592.72	12,259.74	5,990.07	6,269.67	Used	1 Series	Commercial	
31	July - 18	July - 16	28,419.61	28,114.57	18,865.60	9,248.97	New	MINI	Commercial	
32	July - 18	May - 16	34,023.99	30,600.34	13,450.45	17,149.89	Used	7 Series	Commercial	
33	Aug - 18	Aug - 15	24,999.79	23,017.72	17,680.97	5,336.75	New	2 Series	Private	
34	Aug - 18	Apr - 15	962.41	726.59	352.44	374.15	Used	Non BMW Group (incl. Motorcycles)	Private	
35	Aug - 18	Apr - 17	16,845.57	16,217.29	0.00	16,217.29	Used	X5 Series	Commercial	
36	Aug - 18	Nov - 16	36,644.59	33,513.92	19,222.23	14,291.69	Used	5 Series	Commercial	

Compartment German Auto Loans 7
Monthly Investor Report



Rolls-Royce
Motor Cars Limited

Reporting Date	Aug 11, 2020		
Payment Date	Aug 20, 2020		
Period No	34		
Monthly Period	July 31, 2020		
Interest Period	From	July 20, 2020	to Aug 20, 2020 = 31 days

9. Defaulted Amount & Recovery Amount - Loan Level Data*

	Month / Year of Default	Month / Year of Loan Origination	Principal Balance (Initial in EUR)	Principal Balance of Loan at Default (in EUR)	Recovery Total (in EUR)	Principal Balance End of Period (in EUR)	Object Type (new / used)	Vehicle Series	Customer Type (private / commercial)	Out of Deal (Month / Year)
37	Aug - 18	Mar - 17	10,482.03	9,302.52	5,869.68	3,432.84	Used	1 Series	Commercial	
38	Aug - 18	May - 17	25,352.83	19,045.67	19,045.67	0.00	Used	5 Series	Commercial	
39	Aug - 18	July - 16	73,943.14	70,559.52	44,635.44	25,924.08	New	7 Series	Commercial	
40	Aug - 18	Sept - 13	17,269.90	15,987.38	11,109.22	4,878.16	Used	3 Series	Private	
41	Aug - 18	Dec - 16	52,254.96	49,582.81	35,265.10	14,317.71	New	Non BMW Group (incl. Motorcycles)	Commercial	
42	Aug - 18	Mar - 17	14,042.31	13,825.55	928.88	12,896.67	Used	Non BMW Group (incl. Motorcycles)	Commercial	
43	Aug - 18	Oct - 16	50,943.75	48,088.32	27,713.71	20,374.61	New	X4 Series	Commercial	
44	Aug - 18	May - 16	36,849.12	33,470.06	27,691.12	5,778.94	New	3 Series	Commercial	
45	Aug - 18	Jan - 15	1,348.70	238.79	238.79	0.00	Used	MINI	Private	
46	Aug - 18	June - 12	22,127.86	20,890.96	4,438.92	16,452.04	Used	X5 Series	Commercial	
47	Aug - 18	June - 17	15,492.00	15,149.88	6,320.32	8,829.56	Used	3 Series	Commercial	
48	Aug - 18	Feb - 17	22,045.68	19,961.05	13,020.83	6,940.22	Used	3 Series	Private	
49	Sept - 18	Feb - 16	23,789.44	21,268.29	12,380.90	8,887.39	Used	3 Series	Commercial	
50	Sept - 18	Apr - 17	30,861.96	30,074.79	30,074.79	0.00	Used	4 Series	Private	
51	Sept - 18	Nov - 14	10,964.80	1,876.72	-114.56	1,991.28	New	3 Series	Commercial	
52	Sept - 18	Jan - 17	17,266.21	15,587.24	8,331.95	7,255.29	Used	3 Series	Commercial	
53	Sept - 18	Dec - 16	27,134.97	25,521.34	11,103.59	14,417.75	Used	X3 Series	Commercial	
54	Sept - 18	Apr - 17	40,651.37	37,478.29	28,030.52	9,447.77	New	Non BMW Group (incl. Motorcycles)	Commercial	
55	Sept - 18	May - 15	12,381.23	1,639.44	-1,581.39	3,220.83	Used	5 Series	Commercial	
56	Sept - 18	Mar - 17	35,948.64	33,707.15	19,804.65	13,902.50	New	X1 Series	Commercial	
57	Sept - 18	July - 16	17,900.94	16,271.01	5,180.36	11,090.65	Used	X5 Series	Commercial	
58	Sept - 18	Mar - 17	39,928.94	38,639.19	-456.14	39,095.33	Used	7 Series	Commercial	
59	Oct - 18	Jan - 17	13,430.72	12,385.79	5,873.82	6,511.97	Used	Non BMW Group (incl. Motorcycles)	Commercial	
60	Oct - 18	Feb - 17	20,573.50	18,460.91	11,167.07	7,293.84	Used	MINI	Private	
61	Oct - 18	Feb - 17	27,603.66	8,701.87	-78.77	8,780.64	New	X1 Series	Commercial	
62	Oct - 18	Mar - 16	6,183.18	2,086.32	2,086.32	0.00	Used	Non BMW Group (incl. Motorcycles)	Private	
63	Oct - 18	Mar - 17	39,194.73	38,167.88	27,782.27	10,385.61	New	4 Series	Commercial	
64	Oct - 18	Oct - 16	29,281.64	24,521.37	24,521.37	0.00	Used	7 Series	Commercial	
65	Oct - 18	Mar - 15	13,169.45	13,169.45	7,476.33	5,693.12	New	1 Series	Private	
66	Oct - 18	Apr - 17	43,365.26	39,880.05	28,337.26	11,542.79	New	Non BMW Group (incl. Motorcycles)	Commercial	
67	Oct - 18	Nov - 13	27,226.06	10,913.85	-111.68	11,025.53	Used	5 Series	Commercial	
68	Oct - 18	Apr - 17	34,672.56	33,209.52	18,084.32	15,125.20	New	2 Series	Commercial	
69	Nov - 18	June - 17	28,132.42	19,411.55	-1,564.64	20,976.19	New	4 Series	Commercial	
70	Nov - 18	Apr - 15	3,286.87	410.55	410.55	0.00	Used	Non BMW Group (incl. Motorcycles)	Commercial	
71	Nov - 18	Apr - 15	11,277.93	8,532.81	6,456.24	2,076.57	New	MINI	Private	
72	Nov - 18	June - 17	28,721.22	25,245.75	14,454.02	10,791.73	Used	X5 Series	Private	

Compartment German Auto Loans 7
Monthly Investor Report



Rolls-Royce
Motor Cars Limited

Reporting Date	Aug 11, 2020		
Payment Date	Aug 20, 2020		
Period No	34		
Monthly Period	July 31, 2020		
Interest Period	From	July 20, 2020	to Aug 20, 2020 = 31 days

9. Defaulted Amount & Recovery Amount - Loan Level Data*

	Month / Year of Default	Month / Year of Loan Origination	Principal Balance (Initial in EUR)	Principal Balance of Loan at Default (in EUR)	Recovery Total (in EUR)	Principal Balance End of Period (in EUR)	Object Type (new / used)	Vehicle Series	Customer Type (private / commercial)	Out of Deal (Month / Year)
73	Nov - 18	May - 17	14,983.47	14,829.76	11,613.48	3,263.01	New	Other BMW Group	Private	
74	Nov - 18	Feb - 17	19,903.16	19,342.05	0.00	19,342.05	Used	X3 Series	Private	
75	Dec - 18	June - 17	20,764.48	18,819.41	18,188.13	631.28	Used	5 Series	Private	
76	Dec - 18	May - 17	29,178.48	21,981.81	21,981.81	0.00	Used	7 Series	Commercial	
77	Dec - 18	May - 14	2,499.54	1,554.37	1,554.37	0.00	Used	Non BMW Group (incl. Motorcycles)	Private	
78	Dec - 18	Oct - 16	49,043.72	45,194.50	31,153.62	14,040.88	New	2 Series	Commercial	
79	Dec - 18	Sept - 13	10,133.43	8,795.55	2,960.21	5,835.34	Used	MINI	Commercial	
80	Dec - 18	July - 15	25,141.85	21,795.24	21,795.24	0.00	New	2 Series	Private	
81	Dec - 18	Sept - 16	46,956.82	44,743.91	154.76	44,744.88	New	4 Series	Commercial	
82	Dec - 18	June - 17	76,861.51	68,784.19	27,367.16	41,417.03	New	5 Series	Commercial	
83	Dec - 18	Apr - 15	12,721.07	11,603.67	1,707.61	9,896.06	Used	1 Series	Private	
84	Dec - 18	May - 14	27,334.10	24,644.53	0.00	24,644.53	Used	X6 Series	Private	
85	Jan - 19	May - 17	19,787.47	18,397.85	0.00	18,397.85	Used	1 Series	Private	
86	Jan - 19	Oct - 15	10,421.90	8,647.75	8,021.97	625.78	Used	1 Series	Commercial	
87	Jan - 19	Feb - 17	12,958.05	9,890.86	5,666.94	4,223.92	Used	Non BMW Group (incl. Motorcycles)	Commercial	
88	Jan - 19	Feb - 17	31,982.53	29,736.84	0.00	29,736.84	Used	7 Series	Commercial	
89	Jan - 19	Nov - 16	23,753.51	11,899.67	196.21	11,703.46	New	2 Series	Private	
90	Jan - 19	Jan - 15	17,225.98	14,746.15	14,746.15	0.00	Used	MINI	Private	
91	Jan - 19	Jan - 17	10,254.95	6,028.79	6,028.79	0.00	Used	1 Series	Private	
92	Jan - 19	Apr - 17	17,964.30	14,568.40	9,768.94	4,799.46	Used	X1 Series	Private	
93	Jan - 19	Mar - 17	22,839.49	21,087.77	13,047.80	8,039.97	New	MINI	Commercial	
94	Jan - 19	Dec - 15	7,603.49	6,888.56	2,986.51	3,902.05	New	Non BMW Group (incl. Motorcycles)	Commercial	
95	Jan - 19	Nov - 16	13,749.59	12,764.39	6,454.67	6,339.46	New	MINI	Private	
96	Feb - 19	May - 17	39,995.67	34,454.72	16,848.08	17,606.64	Used	5 Series	Commercial	
97	Feb - 19	July - 15	20,460.64	18,575.16	7,252.55	11,322.61	Used	1 Series	Private	
98	Feb - 19	Mar - 17	15,275.58	6,892.99	312.58	6,580.41	Used	MINI	Commercial	
99	Feb - 19	May - 17	2,691.94	1,695.13	1,695.13	0.00	Used	3 Series	Commercial	
100	Feb - 19	July - 15	2,676.73	778.17	778.17	0.00	Used	MINI	Private	
101	Feb - 19	Nov - 16	28,774.12	25,291.52	14,925.34	10,366.18	New	3 Series	Commercial	
102	Feb - 19	Sept - 16	20,979.10	19,508.87	13,831.03	5,677.84	New	3 Series	Commercial	
103	Feb - 19	July - 15	26,544.50	23,255.73	21,798.63	1,457.10	New	2 Series	Private	
104	Mar - 19	Aug - 15	13,139.33	1,968.15	1,968.15	0.00	Used	1 Series	Private	
105	Mar - 19	May - 17	47,695.94	41,509.08	23,024.60	18,484.48	New	X1 Series	Commercial	
106	Mar - 19	Feb - 17	8,780.57	7,596.87	0.00	7,596.87	Used	MINI	Commercial	
107	Mar - 19	Feb - 16	19,464.00	3,702.92	-224.96	3,927.88	Used	5 Series	Commercial	
108	Mar - 19	June - 17	40,967.63	36,937.11	10,287.35	26,649.76	New	2 Series	Private	

Compartment German Auto Loans 7
Monthly Investor Report



Rolls-Royce
 Motor Cars Limited

Reporting Date	Aug 11, 2020		
Payment Date	Aug 20, 2020		
Period No	34		
Monthly Period	July 31, 2020		
Interest Period	From	July 20, 2020	to Aug 20, 2020 = 31 days

9. Defaulted Amount & Recovery Amount - Loan Level Data*

	Month / Year of Default	Month / Year of Loan Origination	Principal Balance (Initial in EUR)	Principal Balance of Loan at Default (in EUR)	Recovery Total (in EUR)	Principal Balance End of Period (in EUR)	Object Type (new / used)	Vehicle Series	Customer Type (private / commercial)	Out of Deal (Month / Year)
109	Mar - 19	Apr - 14	23,700.61	17,307.23	10,176.64	7,308.35	Used	7 Series	Commercial	
110	Mar - 19	Apr - 17	32,869.57	27,691.71	15,418.85	12,272.86	Used	3 Series	Commercial	
111	Mar - 19	June - 17	21,633.42	19,505.74	7,900.00	11,605.74	Used	5 Series	Private	
112	Mar - 19	June - 17	27,451.10	22,903.83	15,151.78	7,752.44	Used	5 Series	Commercial	
113	Apr - 19	Mav - 17	26,858.21	22,979.72	14,876.97	8,130.15	Used	5 Series	Commercial	
114	Apr - 19	Sept - 15	54,212.19	4,900.88	2,515.34	2,385.54	New	X6 Series	Commercial	
115	Apr - 19	Sept - 16	14,320.79	13,398.30	0.00	13,398.30	Used	Non BMW Group (incl. Motorcycles)	Commercial	
116	Apr - 19	Sept - 16	37,005.06	31,095.19	16,735.15	14,360.04	New	5 Series	Commercial	
117	Apr - 19	Mar - 17	19,345.54	16,354.78	7,182.63	9,218.45	Used	5 Series	Commercial	
118	Apr - 19	June - 17	68,976.15	61,070.90	47,035.21	14,035.69	New	3 Series	Commercial	
119	Apr - 19	June - 17	36,061.97	33,276.79	23,972.80	9,303.99	Used	X5 Series	Commercial	
120	Mav - 19	Oct - 13	16,570.07	12,821.23	0.00	12,821.23	Used	Non BMW Group (incl. Motorcycles)	Commercial	
121	Mav - 19	Oct - 15	19,932.95	15,989.37	15,989.37	0.00	New	1 Series	Private	
122	Mav - 19	Mar - 17	24,173.67	8,760.60	82.49	8,678.11	New	2 Series	Commercial	
123	Mav - 19	Mar - 17	20,688.97	16,111.75	11,644.89	4,466.86	Used	MINI	Private	
124	Mav - 19	Mar - 16	21,700.02	14,128.09	0.00	14,128.09	New	5 Series	Commercial	
125	Mav - 19	Feb - 17	33,768.80	23,575.42	46.05	23,529.37	New	2 Series	Commercial	
126	Mav - 19	Apr - 17	31,668.69	27,883.20	14,378.37	13,504.83	Used	5 Series	Commercial	
127	Mav - 19	June - 17	16,619.74	12,517.87	12,517.87	0.00	Used	3 Series	Private	
128	Mav - 19	June - 17	9,853.65	6,158.95	6,158.95	0.00	Used	3 Series	Private	
129	Mav - 19	Mav - 17	15,029.13	6,742.60	-60.80	6,803.40	Used	1 Series	Commercial	
130	Mav - 19	Mar - 17	55,475.90	52,614.69	31,893.98	21,239.90	New	X6 Series	Commercial	
131	June - 19	Apr - 17	52,954.53	48,447.28	0.00	48,447.28	New	X4 Series	Commercial	
132	June - 19	Jan - 17	77,289.71	66,841.86	43,559.48	23,282.38	New	X5 Series	Commercial	
133	June - 19	Oct - 13	3,955.64	1,414.56	1,414.56	0.00	Used	MINI	Private	
134	June - 19	Apr - 17	8,579.06	5,095.03	5,095.03	0.00	Used	Non BMW Group (incl. Motorcycles)	Commercial	
135	June - 19	Feb - 17	31,133.81	25,498.25	16,533.88	8,964.37	New	MINI	Commercial	
136	June - 19	June - 17	25,662.42	22,235.92	12,571.74	9,710.74	New	2 Series	Commercial	
137	June - 19	Oct - 16	15,933.43	13,907.35	0.00	13,907.35	Used	3 Series	Private	
138	Julv - 19	Apr - 16	60,298.95	43,515.79	32,031.53	11,484.26	New	4 Series	Private	
139	Julv - 19	Julv - 14	8,378.37	6,331.77	1,554.56	4,777.21	Used	7 Series	Commercial	
140	Julv - 19	June - 16	14,653.36	12,141.24	6,432.49	5,708.75	Used	1 Series	Private	
141	Julv - 19	Mav - 17	15,668.38	10,976.52	5,535.98	5,440.54	Used	3 Series	Commercial	
142	Julv - 19	Dec - 15	38,192.26	31,084.99	31,084.99	0.00	New	X4 Series	Private	
143	Julv - 19	Nov - 15	30,441.68	24,735.97	13,213.76	11,522.21	Used	5 Series	Private	
144	Julv - 19	Apr - 17	10,749.57	9,326.27	2,845.09	6,481.18	Used	1 Series	Commercial	

Compartment German Auto Loans 7
Monthly Investor Report



Rolls-Royce
Motor Cars Limited

Reporting Date	Aug 11, 2020		
Payment Date	Aug 20, 2020		
Period No	34		
Monthly Period	July 31, 2020		
Interest Period	From	July 20, 2020	to Aug 20, 2020 = 31 days

9. Defaulted Amount & Recovery Amount - Loan Level Data*

	Month / Year of Default	Month / Year of Loan Origination	Principal Balance (Initial in EUR)	Principal Balance of Loan at Default (in EUR)	Recovery Total (in EUR)	Principal Balance End of Period (in EUR)	Object Type (new / used)	Vehicle Series	Customer Type (private / commercial)	Out of Deal (Month / Year)
145	July - 19	Feb - 17	41,522.40	32,176.69	32,176.69	0.00	New	5 Series	Commercial	
146	July - 19	Nov - 15	18,902.57	7,889.00	7,889.00	0.00	New	X5 Series	Private	
147	July - 19	Mar - 17	56,362.66	47,757.31	38,471.24	9,286.07	New	X5 Series	Private	
148	July - 19	Apr - 17	28,058.62	22,666.80	9,358.70	13,308.10	Used	5 Series	Commercial	
149	July - 19	Nov - 15	31,687.90	9,070.52	9,070.52	0.00	New	MINI	Private	
150	Aug - 19	May - 17	25,777.71	20,420.26	20,420.26	0.00	Used	1 Series	Private	
151	Aug - 19	Jan - 14	7,210.03	438.74	438.74	0.00	Used	MINI	Private	
152	Aug - 19	Dec - 15	8,009.96	5,376.01	2,151.92	3,224.09	Used	X5 Series	Commercial	
153	Aug - 19	May - 16	49,362.66	43,828.34	43,828.34	0.00	New	X4 Series	Commercial	
154	Aug - 19	Jan - 15	16,224.91	2,281.08	2,281.08	0.00	Used	3 Series	Private	
155	Aug - 19	Apr - 17	41,122.49	33,168.62	22,309.91	10,858.71	New	4 Series	Private	
156	Aug - 19	June - 17	29,758.13	25,275.16	11,703.29	13,571.87	New	3 Series	Commercial	
157	Aug - 19	Jan - 15	19,839.76	15,914.45	0.00	15,914.45	Used	X1 Series	Private	
158	Aug - 19	June - 17	13,526.59	11,460.66	6,016.23	5,444.43	Used	3 Series	Private	
159	Aug - 19	June - 17	30,021.95	26,131.77	26,131.77	0.00	New	2 Series	Commercial	
160	Aug - 19	June - 17	31,921.68	26,089.48	0.00	26,089.48	Used	3 Series	Private	
161	Aug - 19	Nov - 16	6,454.79	5,072.88	5,072.88	0.00	Used	MINI	Private	
162	Sept - 19	May - 17	8,164.30	4,415.02	0.00	4,415.02	Used	1 Series	Private	
163	Sept - 19	Mar - 15	7,854.20	5,684.90	0.00	5,684.90	Used	1 Series	Private	
164	Sept - 19	Feb - 15	23,759.40	4,405.04	507.46	3,897.58	Used	X5 Series	Commercial	
165	Sept - 19	June - 17	16,360.14	10,677.02	6,293.77	4,429.33	Used	5 Series	Commercial	
166	Sept - 19	Feb - 16	10,433.46	139.11	-88.79	227.90	Used	5 Series	Commercial	
167	Sept - 19	Apr - 17	23,859.80	17,947.28	7,576.81	10,370.47	Used	5 Series	Commercial	
168	Sept - 19	May - 16	21,807.06	18,512.79	18,512.79	0.00	New	2 Series	Private	
169	Sept - 19	Apr - 15	21,471.48	14,319.27	14,319.27	0.00	Used	5 Series	Commercial	
170	Sept - 19	Feb - 15	43,800.34	37,494.51	37,494.51	0.00	Used	3 Series	Commercial	
171	Sept - 19	Feb - 17	4,620.37	764.65	500.00	264.65	Used	MINI	Private	
172	Sept - 19	May - 17	31,721.01	24,236.27	24,236.27	0.00	Used	X3 Series	Commercial	
173	Sept - 19	May - 17	32,978.53	28,882.77	18,567.32	10,315.45	New	4 Series	Private	
174	Sept - 19	Oct - 16	24,863.82	20,830.67	0.00	20,830.67	New	MINI	Commercial	
175	Sept - 19	Feb - 17	9,800.65	8,134.84	0.00	8,158.96	Used	MINI	Private	
176	Oct - 19	June - 17	34,856.20	6,092.61	3,913.29	2,179.32	Used	MINI	Private	
177	Oct - 19	Oct - 16	14,070.26	9,896.28	8,149.50	1,746.78	Used	X3 Series	Private	
178	Oct - 19	June - 16	17,523.56	9,985.48	9,985.48	0.00	New	MINI	Commercial	
179	Oct - 19	Mar - 17	23,509.26	10,741.04	10,741.04	0.00	Used	7 Series	Commercial	
180	Oct - 19	Apr - 16	28,492.75	0.00	-6,153.43	6,153.43	New	5 Series	Private	

Compartment German Auto Loans 7
Monthly Investor Report



Rolls-Royce
Motor Cars Limited

Reporting Date	Aug 11, 2020		
Payment Date	Aug 20, 2020		
Period No	34		
Monthly Period	July 31, 2020		
Interest Period	From	July 20, 2020	to Aug 20, 2020 = 31 days

9. Defaulted Amount & Recovery Amount - Loan Level Data*

	Month / Year of Default	Month / Year of Loan Origination	Principal Balance (Initial in EUR)	Principal Balance of Loan at Default (in EUR)	Recovery Total (in EUR)	Principal Balance End of Period (in EUR)	Object Type (new / used)	Vehicle Series	Customer Type (private / commercial)	Out of Deal (Month / Year)
181	Oct - 19	Apr - 17	20,153.31	15,690.73	0.00	15,690.73	Used	3 Series	Commercial	
182	Oct - 19	June - 17	10,111.08	4,017.26	0.00	4,017.26	Used	3 Series	Private	
183	Oct - 19	Mar - 17	33,377.34	27,118.98	13,104.40	14,182.18	Used	5 Series	Commercial	
184	Oct - 19	Apr - 17	25,953.03	22,816.66	15,625.62	7,191.04	New	X1 Series	Commercial	
185	Oct - 19	July - 16	18,019.58	16,535.52	11,389.02	5,146.50	New	1 Series	Commercial	
186	Nov - 19	Sept - 16	32,474.52	25,911.08	25,911.08	0.00	New	1 Series	Private	
187	Nov - 19	Apr - 17	14,871.18	12,265.86	0.00	12,265.86	Used	3 Series	Private	
188	Nov - 19	June - 17	15,650.00	12,377.29	0.00	12,398.30	Used	3 Series	Private	
189	Nov - 19	Apr - 15	10,151.22	3,541.59	3,541.59	0.00	Used	Non BMW Group (incl. Motorcycles)	Private	
190	Nov - 19	July - 15	12,571.17	8,764.46	0.00	8,764.46	Used	Non BMW Group (incl. Motorcycles)	Commercial	
191	Nov - 19	Mar - 17	7,922.63	3,858.29	3,858.29	0.00	Used	1 Series	Private	
192	Nov - 19	Feb - 17	25,271.35	9,822.25	0.00	9,822.25	Used	5 Series	Private	
193	Nov - 19	Sept - 16	35,871.91	19,193.99	0.00	19,193.99	Used	6 Series	Private	
194	Nov - 19	Apr - 17	9,555.88	972.45	972.45	0.31	Used	6 Series	Commercial	
195	Nov - 19	Apr - 17	52,191.79	44,850.70	2,000.00	42,850.70	New	4 Series	Commercial	
196	Dec - 19	May - 17	21,898.22	15,140.09	15,140.09	0.00	Used	3 Series	Private	
197	Dec - 19	Oct - 15	7,006.99	5,381.09	1,203.52	4,177.57	Used	Non BMW Group (incl. Motorcycles)	Commercial	
198	Dec - 19	Feb - 17	46,273.62	18,073.98	-250.10	18,324.08	Used	X5 Series	Commercial	
199	Dec - 19	June - 16	13,351.78	10,759.26	8,196.29	2,562.97	Used	3 Series	Private	
200	Dec - 19	Mar - 17	12,102.71	6,540.38	2,930.40	3,609.98	Used	1 Series	Private	
201	Dec - 19	Aug - 15	13,083.55	8,762.97	4,469.17	4,293.80	Used	1 Series	Private	
202	Dec - 19	Apr - 17	44,046.55	7,668.70	4,235.00	3,433.70	Used	X5 Series	Commercial	
203	Dec - 19	Mar - 17	10,087.49	207.89	-85.65	293.54	Used	MINI	Commercial	
204	Dec - 19	Jan - 17	22,148.20	16,356.46	0.00	16,356.46	Used	3 Series	Private	
205	Dec - 19	Oct - 16	10,617.22	7,486.79	7,486.79	0.00	Used	1 Series	Private	
206	Dec - 19	May - 17	11,613.68	5,350.78	5,026.33	324.45	Used	3 Series	Commercial	
207	Dec - 19	Aug - 15	13,544.66	9,164.79	1,888.22	7,276.57	Used	5 Series	Commercial	
208	Dec - 19	Mar - 17	17,218.61	14,328.06	20.45	14,307.61	Used	MINI	Commercial	
209	Jan - 20	June - 17	21,920.64	8,715.14	8,715.14	0.00	Used	4 Series	Commercial	
210	Jan - 20	Oct - 16	60,835.16	39,186.84	30,287.82	8,899.02	New	2 Series	Private	
211	Jan - 20	Mar - 17	14,228.14	2,063.40	-1.29	2,064.69	New	MINI	Private	
212	Jan - 20	June - 16	33,372.15	6,426.61	6,426.61	0.00	New	4 Series	Private	
213	Jan - 20	May - 17	77,646.79	21,364.35	21,364.35	0.00	New	X4 Series	Commercial	
214	Jan - 20	Nov - 16	88,312.62	71,280.62	22,606.01	48,674.61	New	X5 Series	Commercial	
215	Jan - 20	Sept - 16	51,135.76	36,894.21	22,288.66	14,651.76	New	X5 Series	Private	
216	Feb - 20	Mar - 17	27,119.20	18,838.28	11,783.24	7,055.04	Used	5 Series	Commercial	

Compartment German Auto Loans 7
Monthly Investor Report



Rolls-Royce
Motor Cars Limited

Reporting Date	Aug 11, 2020		
Payment Date	Aug 20, 2020		
Period No	34		
Monthly Period	July 31, 2020		
Interest Period	From	July 20, 2020	to Aug 20, 2020 = 31 days

9. Defaulted Amount & Recovery Amount - Loan Level Data*

	Month / Year of Default	Month / Year of Loan Origination	Principal Balance (Initial in EUR)	Principal Balance of Loan at Default (in EUR)	Recovery Total (in EUR)	Principal Balance End of Period (in EUR)	Object Type (new / used)	Vehicle Series	Customer Type (private / commercial)	Out of Deal (Month / Year)
217	Feb - 20	Mar - 17	31,327.32	25,694.00	22,702.74	2,991.26	New	5 Series	Private	
218	Feb - 20	Mar - 17	55,794.75	24,768.14	21,625.99	3,142.15	Used	X5 Series	Commercial	
219	Feb - 20	May - 17	23,414.76	16,435.82	16,435.82	0.00	Used	2 Series	Private	
220	Feb - 20	May - 17	35,977.09	27,747.27	20,672.96	7,074.31	New	MINI	Commercial	
221	Feb - 20	Feb - 17	31,424.71	25,157.47	17,738.62	7,418.85	Used	X6 Series	Commercial	
222	Feb - 20	May - 17	13,858.15	7,269.95	4,184.00	3,085.95	Used	3 Series	Commercial	
223	Feb - 20	June - 17	6,103.26	3,803.87	2,267.01	1,536.86	Used	3 Series	Private	
224	Mar - 20	Aug - 16	11,552.59	6,718.88	0.00	6,718.88	Used	3 Series	Commercial	
225	Mar - 20	Aug - 16	10,975.84	1,738.92	1,738.92	0.00	Used	MINI	Private	
226	Mar - 20	June - 17	42,218.84	34,800.57	17,569.44	17,231.13	Used	X5 Series	Commercial	
227	Mar - 20	Feb - 17	39,450.76	35,279.77	0.00	35,279.77	New	X4 Series	Commercial	
228	Apr - 20	June - 17	26,272.21	7,877.20	-198.79	8,075.99	Used	X5 Series	Commercial	
229	Apr - 20	Feb - 17	14,271.34	9,925.23	9,925.23	0.00	Used	Z Series	Private	
230	Apr - 20	Feb - 17	18,063.43	10,254.35	10,254.35	0.00	New	MINI	Commercial	
231	Apr - 20	Mar - 17	32,141.49	23,467.22	23,467.22	0.00	New	3 Series	Private	
232	Apr - 20	May - 17	33,318.78	23,583.39	0.00	23,583.39	Used	5 Series	Private	
233	Apr - 20	Feb - 17	13,090.06	7,458.28	5,115.30	2,342.98	Used	1 Series	Commercial	
234	May - 20	June - 17	61,361.97	47,656.11	23,473.14	24,182.97	New	7 Series	Commercial	
235	May - 20	Sept - 15	26,364.44	17,505.95	13,580.16	3,925.79	Used	X6 Series	Commercial	
236	May - 20	Feb - 17	32,876.00	3,871.69	416.97	3,454.72	New	2 Series	Private	
237	May - 20	Apr - 17	83,215.14	65,041.34	65,041.34	0.00	New	7 Series	Commercial	
238	May - 20	June - 17	63,093.23	42,211.63	0.00	42,211.63	Used	6 Series	Commercial	
239	May - 20	Oct - 16	7,575.60	448.33	448.33	0.00	Used	5 Series	Private	
240	May - 20	Dec - 15	21,640.47	9,828.02	5,532.18	4,295.84	Used	X5 Series	Commercial	
241	May - 20	May - 17	13,655.23	9,014.47	0.00	9,014.47	Used	MINI	Commercial	
242	May - 20	Oct - 15	26,109.89	1,497.90	1,497.90	0.00	Used	7 Series	Commercial	
243	May - 20	Mar - 17	16,685.28	12,603.03	6,743.72	5,859.31	New	MINI	Private	
244	May - 20	Apr - 17	10,648.89	4,983.73	3,883.72	1,100.01	Used	3 Series	Private	
245	May - 20	Apr - 16	17,722.63	4,386.55	0.00	4,386.55	Used	5 Series	Commercial	
246	June - 20	Nov - 16	43,367.09	41,745.34	26,711.78	15,033.56	New	X3 Series	Private	
247	June - 20	May - 17	33,456.98	26,930.71	14,020.30	12,910.41	New	2 Series	Private	
248	June - 20	Aug - 16	16,809.61	11,961.45	6,413.72	5,547.73	Used	3 Series	Private	
249	June - 20	May - 17	10,929.70	10,363.40	0.00	10,404.98	Used	MINI	Private	
250	June - 20	Apr - 17	12,003.46	9,571.57	0.00	9,571.57	Used	3 Series	Private	
251	June - 20	Julv - 15	10,959.68	5,855.17	5,069.14	786.03	Used	Non BMW Group (incl. Motorcycles)	Commercial	
252	June - 20	June - 17	6,600.82	575.18	0.00	575.18	Used	Non BMW Group (incl. Motorcycles)	Commercial	

Compartment German Auto Loans 7
Monthly Investor Report



Rolls-Royce
Motor Cars Limited

Reporting Date	Aug 11, 2020		
Payment Date	Aug 20, 2020		
Period No	34		
Monthly Period	July 31, 2020		
Interest Period	From	July 20, 2020	to Aug 20, 2020 = 31 days

9. Defaulted Amount & Recovery Amount - Loan Level Data*

	Month / Year of Default	Month / Year of Loan Origination	Principal Balance (Initial in EUR)	Principal Balance of Loan at Default (in EUR)	Recovery Total (in EUR)	Principal Balance End of Period (in EUR)	Object Type (new / used)	Vehicle Series	Customer Type (private / commercial)	Out of Deal (Month / Year)
253	June - 20	Mar - 17	23,394.84	15,823.45	12,900.00	2,923.45	Used	5 Series	Private	
254	June - 20	Aug - 16	18,201.67	13,377.87	0.00	13,377.87	Used	5 Series	Private	
255	June - 20	Dec - 16	19,730.70	11,644.81	11,644.81	0.00	New	1 Series	Private	
256	June - 20	Mar - 15	12,011.24	7,090.04	4,613.11	2,476.93	Used	3 Series	Private	
257	June - 20	Nov - 14	5,087.18	2,045.12	85.31	1,959.81	Used	3 Series	Private	
258	July - 20	Mar - 17	31,418.63	20,828.76	9,655.17	11,173.59	New	2 Series	Private	
259	July - 20	Apr - 17	63,330.02	52,227.14	36,896.55	15,330.59	New	4 Series	Commercial	
260	July - 20	Mar - 15	6,231.65	3,303.48	3,126.22	177.26	Used	MINI	Private	
261	July - 20	June - 17	36,025.29	24,540.12	20,916.34	3,623.78	Used	5 Series	Private	
262	July - 20	Apr - 17	22,922.63	19,377.30	10,775.86	8,601.44	New	MINI	Commercial	
263	July - 20	Mar - 17	67,208.33	59,679.54	40,900.00	18,779.54	New	X5 Series	Private	
264	July - 20	Dec - 16	5,721.43	2,224.10	150.00	2,074.10	Used	Non BMW Group (incl. Motorcycles)	Private	
265	July - 20	Apr - 17	19,013.18	15,216.35	8,275.86	6,940.49	New	MINI	Commercial	
266	July - 20	June - 17	24,777.50	19,555.64	16,901.82	2,653.82	Used	7 Series	Commercial	
267	July - 20	June - 17	37,416.48	30,764.04	0.00	30,764.04	New	2 Series	Private	
268	July - 20	Mar - 17	8,911.91	5,344.68	0.00	5,344.68	Used	3 Series	Private	
269	Jan - 18	June - 17	4,814.49	4,678.96	4,071.21	607.75	Used	3 Series	Private	Apr - 18
270	Feb - 18	Jan - 17	13,015.36	13,015.36	10,496.32	2,519.04	Used	3 Series	Commercial	May - 18
271	Feb - 18	Apr - 16	18,392.34	18,392.34	15,624.13	2,768.21	New	1 Series	Private	May - 18
272	Mar - 18	Jan - 15	10,760.66	10,449.98	8,565.78	1,884.20	Used	3 Series	Commercial	June - 18
273	Apr - 18	May - 17	24,462.11	23,731.53	19,098.67	4,632.86	Used	3 Series	Private	June - 18
274	Mar - 18	Apr - 17	19,078.09	18,976.67	14,008.04	4,968.63	New	Non BMW Group (incl. Motorcycles)	Private	July - 18
275	Apr - 18	Mar - 15	18,533.65	17,307.68	14,417.98	2,889.70	New	2 Series	Private	July - 18
276	Apr - 18	Aug - 14	24,408.07	24,036.89	11,022.31	13,014.58	Used	5 Series	Private	July - 18
277	May - 18	June - 17	24,350.95	23,473.04	17,297.11	6,175.93	Used	5 Series	Commercial	July - 18
278	Feb - 18	Sept - 15	16,194.30	15,610.51	13,297.19	2,313.32	Used	Non BMW Group (incl. Motorcycles)	Commercial	Sept - 18
279	June - 18	Mar - 15	15,739.18	14,359.05	13,286.97	1,072.08	New	1 Series	Private	Sept - 18
280	June - 18	June - 17	15,118.31	14,731.56	9,656.29	5,075.27	New	Other BMW Group	Commercial	Sept - 18
281	June - 18	Mar - 17	38,982.54	38,982.54	20,803.51	18,179.03	New	2 Series	Commercial	Sept - 18
282	June - 18	Nov - 16	11,659.49	10,879.98	8,180.68	2,699.30	Used	1 Series	Commercial	Sept - 18
283	June - 18	Feb - 17	59,638.45	57,561.06	27,451.01	30,110.05	Used	X5 Series	Commercial	Sept - 18
284	July - 18	Feb - 17	9,052.80	8,479.86	7,647.61	832.25	Used	MINI	Private	Oct - 18
285	July - 18	Mar - 17	15,313.68	14,307.17	12,872.79	1,478.44	Used	5 Series	Private	Oct - 18
286	Oct - 18	July - 15	1,971.95	201.26	69.03	132.23	Used	3 Series	Commercial	Oct - 18
287	July - 18	May - 14	14,901.11	13,229.46	5,748.71	7,480.75	Used	X3 Series	Commercial	Nov - 18
288	Aug - 18	June - 15	10,989.03	9,668.44	8,141.25	1,527.19	Used	X1 Series	Private	Nov - 18

Compartment German Auto Loans 7
Monthly Investor Report



Rolls-Royce
Motor Cars Limited

Reporting Date	Aug 11, 2020		
Payment Date	Aug 20, 2020		
Period No	34		
Monthly Period	July 31, 2020		
Interest Period	From	July 20, 2020	to Aug 20, 2020 = 31 days

9. Defaulted Amount & Recovery Amount - Loan Level Data*

	Month / Year of Default	Month / Year of Loan Origination	Principal Balance (Initial in EUR)	Principal Balance of Loan at Default (in EUR)	Recovery Total (in EUR)	Principal Balance End of Period (in EUR)	Object Type (new / used)	Vehicle Series	Customer Type (private / commercial)	Out of Deal (Month / Year)
289	Aug - 18	Feb - 17	23,195.92	22,058.54	13,179.72	8,878.82	New	1 Series	Commercial	Nov - 18
290	Aug - 18	Mar - 17	11,986.15	10,957.18	6,438.78	4,518.40	Used	3 Series	Commercial	Nov - 18
291	Aug - 18	May - 17	39,153.99	37,763.60	27,626.95	10,136.65	Used	X5 Series	Commercial	Nov - 18
292	Nov - 18	June - 15	12,502.56	141.10	-14.46	155.56	New	1 Series	Commercial	Nov - 18
293	Sept - 18	Mar - 17	33,303.60	30,219.35	23,885.80	6,429.96	New	5 Series	Private	Dec - 18
294	Sept - 18	Mar - 17	17,009.38	13,744.14	11,997.82	1,746.32	Used	5 Series	Commercial	Dec - 18
295	Sept - 18	July - 15	40,884.88	35,768.54	26,832.32	8,936.22	New	5 Series	Private	Dec - 18
296	Oct - 18	May - 17	32,130.31	29,069.80	20,670.87	8,398.93	New	5 Series	Commercial	Dec - 18
297	Oct - 18	Sept - 16	27,162.94	24,516.57	15,336.62	9,179.95	Used	5 Series	Commercial	Dec - 18
298	Oct - 18	May - 17	16,627.65	14,360.64	7,705.82	6,654.82	Used	5 Series	Commercial	Dec - 18
299	Oct - 18	Aug - 15	26,890.77	24,307.82	12,779.87	11,527.95	New	3 Series	Commercial	Dec - 18
300	Oct - 18	May - 16	35,716.67	32,535.22	23,132.20	9,403.02	Used	7 Series	Commercial	Dec - 18
301	Dec - 18	Feb - 16	52,362.56	199.51	139.42	60.09	New	4 Series	Commercial	Dec - 18
302	Sept - 18	May - 17	29,940.66	27,978.20	18,830.42	9,147.78	Used	5 Series	Commercial	Jan - 19
303	Oct - 18	May - 17	17,794.18	15,231.08	9,212.84	6,018.24	Used	1 Series	Commercial	Jan - 19
304	Oct - 18	May - 14	18,857.56	15,632.97	13,045.17	2,587.80	Used	X6 Series	Commercial	Jan - 19
305	Oct - 18	Dec - 13	28,231.92	23,963.79	15,551.88	8,411.91	Used	X3 Series	Commercial	Jan - 19
306	Oct - 18	Nov - 16	14,094.98	12,444.44	10,265.14	2,179.30	Used	1 Series	Commercial	Jan - 19
307	Nov - 18	May - 17	23,976.65	22,169.34	15,035.01	7,134.33	Used	3 Series	Private	Jan - 19
308	Jan - 18	June - 13	12,963.55	12,963.55	12,838.96	124.59	Used	5 Series	Private	Feb - 19
309	Oct - 18	Mar - 17	27,208.02	24,486.52	15,881.39	8,605.13	Used	3 Series	Private	Feb - 19
310	Nov - 18	Jan - 17	24,695.49	23,209.28	17,984.59	5,224.69	New	1 Series	Commercial	Feb - 19
311	Nov - 18	Jan - 17	37,185.72	35,751.27	24,960.95	10,790.32	New	5 Series	Commercial	Feb - 19
312	Nov - 18	Oct - 16	17,127.84	15,421.60	13,018.47	2,403.13	New	MINI	Commercial	Feb - 19
313	Nov - 18	June - 17	25,054.02	22,203.66	15,337.91	6,865.75	Used	5 Series	Commercial	Feb - 19
314	Nov - 18	Feb - 17	26,810.80	24,057.63	15,577.71	8,479.92	Used	X1 Series	Private	Feb - 19
315	Nov - 18	Apr - 17	1,769.88	256.31	-185.31	441.62	Used	3 Series	Commercial	Mar - 19
316	Dec - 18	May - 17	10,863.71	9,177.49	7,516.89	1,660.60	Used	7 Series	Commercial	Mar - 19
317	Dec - 18	Apr - 17	9,612.87	8,549.13	6,574.47	1,974.66	Used	1 Series	Private	Mar - 19
318	Dec - 18	Apr - 17	17,434.18	16,592.95	6,661.62	9,931.33	Used	5 Series	Private	Apr - 19
319	Jan - 19	May - 17	24,961.93	22,243.24	15,685.80	6,557.44	Used	4 Series	Private	Apr - 19
320	Jan - 19	June - 17	28,719.85	23,927.28	22,173.49	1,753.79	Used	X6 Series	Commercial	Apr - 19
321	Jan - 19	July - 16	31,651.71	29,112.21	20,503.88	8,608.33	New	2 Series	Private	Apr - 19
322	Apr - 19	Feb - 17	12,540.62	9,541.35	1,695.36	7,845.99	Used	Non BMW Group (incl. Motorcycles)	Commercial	Apr - 19
323	Apr - 19	Mar - 17	16,731.38	10,160.71	8,008.37	2,152.34	Used	1 Series	Private	Apr - 19
324	Jan - 19	Oct - 15	16,578.95	16,446.30	14,782.11	1,664.19	New	3 Series	Private	May - 19

Compartment German Auto Loans 7

Monthly Investor Report



Rolls-Royce
Motor Cars Limited

Reporting Date	Aug 11, 2020		
Payment Date	Aug 20, 2020		
Period No	34		
Monthly Period	July 31, 2020		
Interest Period	From	July 20, 2020	to Aug 20, 2020 = 31 days

9. Defaulted Amount & Recovery Amount - Loan Level Data*

	Month / Year of Default	Month / Year of Loan Origination	Principal Balance (Initial in EUR)	Principal Balance of Loan at Default (in EUR)	Recovery Total (in EUR)	Principal Balance End of Period (in EUR)	Object Type (new / used)	Vehicle Series	Customer Type (private / commercial)	Out of Deal (Month / Year)
325	Feb - 19	Sept - 16	28,103.02	24,967.85	15,204.40	9,763.45	Used	5 Series	Private	May - 19
326	Feb - 19	Oct - 15	11,337.60	8,481.96	7,409.69	1,072.27	Used	1 Series	Private	June - 19
327	Feb - 19	Mar - 17	18,788.51	17,553.37	12,314.85	5,238.52	Used	3 Series	Private	June - 19
328	Mar - 19	Nov - 16	73,352.11	63,627.79	49,229.59	14,398.20	New	3 Series	Commercial	June - 19
329	June - 19	Dec - 16	59,832.04	36,100.18	28,381.89	7,718.29	Used	X6 Series	Commercial	June - 19
330	Feb - 19	Nov - 16	17,796.82	15,883.03	10,491.50	5,391.53	New	3 Series	Commercial	July - 19
331	Mar - 19	Apr - 17	21,236.40	18,865.01	12,414.36	6,450.65	Used	Non BMW Group (incl. Motorcycles)	Commercial	July - 19
332	Mar - 19	Mar - 17	12,680.13	10,942.52	9,495.98	1,473.70	Used	1 Series	Private	July - 19
333	Mar - 19	Mar - 17	84,148.63	72,738.57	44,784.56	27,954.01	New	X5 Series	Commercial	July - 19
334	Mar - 19	Nov - 15	15,878.54	12,487.51	10,659.60	1,827.91	Used	5 Series	Commercial	July - 19
335	Mar - 19	Oct - 15	10,072.52	7,998.19	7,780.33	217.86	Used	MINI	Private	July - 19
336	Mar - 19	Feb - 17	30,657.27	28,858.11	14,691.17	14,166.94	New	2 Series	Commercial	July - 19
337	Mar - 19	June - 17	10,558.38	8,288.29	7,661.49	626.80	Used	MINI	Private	July - 19
338	Mar - 19	Mar - 17	19,314.80	17,451.16	12,220.77	5,230.39	New	1 Series	Commercial	July - 19
339	Mar - 19	Feb - 16	38,517.19	35,260.99	25,450.58	9,810.41	New	1 Series	Commercial	July - 19
340	Apr - 19	Mav - 17	28,372.04	24,026.08	17,824.69	6,201.39	Used	7 Series	Commercial	July - 19
341	Apr - 19	Mar - 17	46,717.50	39,134.37	21,062.76	18,071.61	New	4 Series	Commercial	July - 19
342	Mav - 19	Mar - 16	15,689.13	13,076.27	10,659.13	2,417.14	Used	3 Series	Private	July - 19
343	Mav - 19	Oct - 16	10,901.05	9,462.32	6,968.92	2,493.40	Used	1 Series	Commercial	July - 19
344	July - 19	June - 17	46,684.35	20,827.35	2,386.59	18,440.76	New	2 Series	Commercial	July - 19
345	Apr - 19	Dec - 16	25,185.80	24,256.90	15,064.08	9,192.82	New	3 Series	Commercial	Aug - 19
346	Apr - 19	Feb - 17	13,956.26	12,185.99	5,670.05	6,515.94	Used	3 Series	Private	Aug - 19
347	Mav - 19	Apr - 17	30,779.68	25,869.83	20,481.58	5,388.25	New	5 Series	Commercial	Aug - 19
348	Mav - 19	Feb - 16	28,012.41	20,228.97	15,651.73	4,577.24	Used	X6 Series	Commercial	Aug - 19
349	Mav - 19	Sept - 16	26,068.39	22,258.71	14,482.22	7,776.49	Used	5 Series	Commercial	Aug - 19
350	Mav - 19	Jan - 16	40,309.50	33,056.88	21,454.01	11,602.87	Used	X5 Series	Commercial	Aug - 19
351	Mav - 19	June - 17	66,804.97	58,856.45	41,066.84	17,789.61	Used	7 Series	Commercial	Aug - 19
352	Mav - 19	Apr - 14	13,800.42	8,807.20	7,134.46	1,672.74	Used	3 Series	Private	Aug - 19
353	June - 19	Oct - 16	31,231.14	23,768.78	16,685.84	7,082.94	Used	X6 Series	Commercial	Aug - 19
354	Aug - 19	Mav - 17	3,112.86	162.91	43.92	118.99	Used	3 Series	Private	Aug - 19
355	Aug - 19	June - 16	30,075.03	25,988.97	2,411.43	23,577.54	Used	X1 Series	Commercial	Aug - 19
356	Aug - 19	Mav - 14	10,475.55	1,538.77	685.08	853.69	Used	3 Series	Private	Aug - 19
357	Apr - 19	Dec - 16	16,462.21	14,010.80	12,566.19	1,444.61	Used	Non BMW Group (incl. Motorcycles)	Commercial	Sept - 19
358	June - 19	June - 16	25,251.94	21,273.11	16,429.34	4,843.77	Used	3 Series	Private	Sept - 19
359	Sept - 19	Mar - 17	18,118.86	321.52	100.28	221.24	Used	1 Series	Private	Sept - 19
360	Mav - 19	Oct - 15	11,071.17	8,077.62	3,852.00	4,225.62	Used	1 Series	Commercial	Oct - 19

Compartment German Auto Loans 7
Monthly Investor Report



Rolls-Royce
Motor Cars Limited

Reporting Date	Aug 11, 2020		
Payment Date	Aug 20, 2020		
Period No	34		
Monthly Period	July 31, 2020		
Interest Period	From	July 20, 2020	to Aug 20, 2020 = 31 days

9. Defaulted Amount & Recovery Amount - Loan Level Data*

	Month / Year of Default	Month / Year of Loan Origination	Principal Balance (Initial in EUR)	Principal Balance of Loan at Default (in EUR)	Recovery Total (in EUR)	Principal Balance End of Period (in EUR)	Object Type (new / used)	Vehicle Series	Customer Type (private / commercial)	Out of Deal (Month / Year)
361	July - 19	Oct - 16	9,054.98	6,345.12	5,246.17	1,098.95	Used	MINI	Private	Oct - 19
362	Aug - 19	Feb - 17	20,893.79	16,824.98	11,893.25	4,931.73	Used	X3 Series	Commercial	Nov - 19
363	Aug - 19	June - 16	48,849.03	40,745.65	17,826.44	22,919.21	Used	Non BMW Group (incl. Motorcycles)	Commercial	Nov - 19
364	Aug - 19	June - 16	17,485.31	14,910.11	9,964.33	4,945.78	New	1 Series	Private	Nov - 19
365	Aug - 19	Feb - 17	46,293.56	37,985.08	27,549.34	10,435.74	New	X3 Series	Private	Nov - 19
366	Aug - 19	June - 16	22,776.21	18,190.04	9,082.13	9,107.91	New	1 Series	Private	Nov - 19
367	Aug - 19	Jan - 16	11,783.36	10,348.91	8,002.93	2,345.98	Used	MINI	Commercial	Nov - 19
368	Aug - 19	Dec - 16	27,734.74	24,027.80	14,458.12	9,569.68	New	2 Series	Commercial	Nov - 19
369	Aug - 19	July - 16	45,985.30	36,923.54	23,455.72	13,467.82	New	X4 Series	Private	Nov - 19
370	Sept - 19	May - 17	27,880.56	22,146.12	13,357.78	8,788.34	Used	5 Series	Commercial	Nov - 19
371	Aug - 19	Mar - 16	12,881.81	10,217.19	6,283.97	3,933.22	Used	1 Series	Private	Dec - 19
372	Sept - 19	June - 16	33,442.35	30,537.51	17,235.00	13,302.51	New	4 Series	Commercial	Dec - 19
373	Oct - 19	May - 17	12,810.32	8,034.00	5,601.78	2,432.22	Used	MINI	Commercial	Dec - 19
374	Dec - 19	Aug - 16	18,775.43	5,045.22	1,104.64	3,940.58	New	Other BMW Group	Commercial	Dec - 19
375	Oct - 19	Feb - 17	33,169.91	26,856.91	17,947.36	8,909.55	New	4 Series	Commercial	Jan - 20
376	Oct - 19	Aug - 15	23,694.96	15,847.67	8,378.35	7,469.32	Used	7 Series	Commercial	Jan - 20
377	Oct - 19	June - 17	70,897.70	57,588.32	32,293.20	25,295.12	New	X5 Series	Commercial	Jan - 20
378	Oct - 19	Apr - 17	35,353.65	29,838.86	20,038.90	9,799.96	Used	4 Series	Commercial	Jan - 20
379	Aug - 19	May - 15	23,898.62	18,664.42	12,583.24	6,081.18	Used	X5 Series	Commercial	Feb - 20
380	Nov - 19	Apr - 17	34,143.62	29,786.38	20,661.66	9,124.72	New	1 Series	Private	Feb - 20
381	Nov - 19	Aug - 15	32,909.93	18,112.47	14,383.65	3,728.82	New	Non BMW Group (incl. Motorcycles)	Commercial	Feb - 20
382	Nov - 19	Mar - 17	18,896.93	15,574.40	11,534.68	4,039.72	New	Other BMW Group	Private	Feb - 20
383	Nov - 19	Nov - 15	27,193.45	17,763.45	15,075.91	2,687.54	Used	5 Series	Private	Feb - 20
384	Nov - 19	June - 17	32,547.73	23,721.03	15,755.05	7,965.98	Used	X5 Series	Commercial	Feb - 20
385	Nov - 19	June - 17	64,668.73	52,483.52	43,914.79	8,568.73	New	6 Series	Commercial	Feb - 20
386	Dec - 19	June - 16	44,363.14	32,924.10	25,658.12	7,265.98	New	Z Series	Commercial	Mar - 20
387	Mar - 20	May - 17	21,233.88	12,755.77	11,844.22	911.55	Used	1 Series	Private	Mar - 20
388	Nov - 19	Oct - 16	33,627.12	28,569.98	20,496.71	8,073.27	New	3 Series	Private	Apr - 20
389	Dec - 19	June - 17	55,020.90	46,711.80	30,119.02	16,592.78	New	5 Series	Commercial	Apr - 20
390	Jan - 20	June - 17	24,726.20	18,143.63	12,619.91	5,523.72	Used	7 Series	Commercial	Apr - 20
391	Jan - 20	Mar - 17	41,230.37	32,987.13	18,604.52	14,382.61	Used	X6 Series	Commercial	Apr - 20
392	Jan - 20	May - 17	22,151.64	15,907.57	10,308.22	5,599.35	Used	7 Series	Private	Apr - 20
393	Feb - 20	June - 15	15,327.01	11,097.92	7,239.17	3,858.75	Used	3 Series	Commercial	Apr - 20
394	Apr - 20	Feb - 17	28,227.08	2,447.43	884.45	1,562.98	New	MINI	Private	Apr - 20
395	Apr - 20	Apr - 17	3,050.48	140.57	42.08	98.49	Used	Non BMW Group (incl. Motorcycles)	Private	Apr - 20
396	Aug - 19	Feb - 17	29,295.17	22,980.45	16,706.00	6,274.45	Used	X3 Series	Private	May - 20

Compartment German Auto Loans 7
Monthly Investor Report



Rolls-Royce
Motor Cars Limited

Reporting Date	Aug 11, 2020			
Payment Date	Aug 20, 2020			
Period No	34			
Monthly Period	July 31, 2020			
Interest Period	From	July 20, 2020	to	Aug 20, 2020 = 31 days

9. Defaulted Amount & Recovery Amount - Loan Level Data*

	Month / Year of Default	Month / Year of Loan Origination	Principal Balance (Initial in EUR)	Principal Balance of Loan at Default (in EUR)	Recovery Total (in EUR)	Principal Balance End of Period (in EUR)	Object Type (new / used)	Vehicle Series	Customer Type (private / commercial)	Out of Deal (Month / Year)
397	Jan - 20	Sept - 16	36,559.95	32,055.51	29,281.51	2,774.00	New	3 Series	Private	May - 20
398	Mar - 20	Mar - 17	17,578.09	14,220.10	8,488.93	5,731.17	New	Other BMW Group	Commercial	May - 20
399	May - 20	Mar - 17	23,097.82	274.72	130.06	144.66	Used	4 Series	Commercial	May - 20
400	Feb - 20	July - 14	19,760.16	13,102.77	4,714.25	8,388.52	Used	5 Series	Private	June - 20
401	Apr - 20	June - 17	9,295.02	6,413.78	6,051.08	362.70	New	Non BMW Group (incl. Motorcycles)	Private	June - 20
402	Apr - 20	June - 17	27,055.92	17,759.50	15,414.27	2,345.23	Used	7 Series	Commercial	June - 20
403	Apr - 20	Mar - 17	14,350.84	11,292.11	8,983.36	2,308.75	Used	1 Series	Commercial	June - 20
404	Apr - 20	Feb - 17	25,956.11	23,101.70	18,241.88	4,859.82	New	MINI	Private	June - 20
405	Apr - 20	Apr - 17	20,018.14	13,629.64	8,471.77	5,157.87	Used	5 Series	Private	June - 20
406	May - 18	Feb - 17	10,502.59	9,919.52	8,640.52	1,279.00	Used	MINI	Private	July - 20
407	Sept - 19	Apr - 16	18,372.97	14,511.16	9,290.15	5,221.01	New	MINI	Commercial	July - 20
408	Oct - 19	Mar - 16	14,929.69	3,223.11	1,732.92	1,490.19	New	MINI	Commercial	July - 20
409	Nov - 19	Mar - 17	34,606.63	26,096.04	16,546.11	9,549.93	New	MINI	Private	July - 20
410	Apr - 20	Feb - 17	29,022.14	19,962.71	14,113.46	5,849.25	New	MINI	Commercial	July - 20
411	May - 20	Mar - 17	42,469.62	28,453.77	18,686.79	9,766.98	New	X1 Series	Commercial	July - 20
412	May - 20	Mar - 17	16,008.62	9,384.76	8,108.51	1,276.25	Used	X1 Series	Private	July - 20
413	May - 20	Feb - 17	24,440.47	21,358.28	15,577.43	5,780.85	New	X1 Series	Private	July - 20
414	July - 20	Apr - 17	8,278.45	0.00	-143.70	143.70	New	MINI	Private	July - 20

*Applicable only if loans have defaulted. Does not include defaulted amounts less than 10 EUR.

Compartment German Auto Loans 7
Monthly Investor Report



Rolls-Royce
Motor Cars Limited

Reporting Date	Aug 11, 2020		
Payment Date	Aug 20, 2020		
Period No	34		
Monthly Period	July 31, 2020		
Interest Period	From	July 20, 2020	to Aug 20, 2020 = 31 days

10. Outstanding Note Balance

1. Note Balance	All Notes	Class A	Class B
Initial Note Information			
ISIN code		XS1683494592	XS1683494915
Currency		EUR	EUR
Legal final maturity		Oct 2024	Oct 2024
Rating (Fitch / Moody's / S&P/DBRS)		AAA/Aaa/N/A/N/A	N/A/N/A/N/A/N/A
Initial notes aggregate principal outstanding balance in EUR	1,075,300,000.00	1,000,000,000.00	75,300,000.00
Nominal amount per note in EUR		100,000.00	100,000.00
Initial number of notes per class in EUR		10,000	753
Current Note Information			
Notes aggregate principal outstanding balance in EUR - BoP	136,450,504.62	61,150,504.62	75,300,000.00
Available distribution amount in EUR	19,664,493.05		
Redemption per class in EUR		14,194,108.42	0,00
Redemption per note in EUR		1,419.41	0.00
Notes aggregate principal outstanding balance in EUR - EoP	122,256,396.20	46,956,396.20	75,300,000.00
Current pool factor		0.05	1.00
2. Payments to Investor per Note		Class A	Class B
Interest Type		Floating Rate	Fixed Rate
Reference Rate		1M_EURIBOR	NONE
Actual Interest Rate		-0.501%	NONE
Spread		0.400%	NONE
Coupon		0.000%*	1.000%
Day count fraction		Actual/360	Actual/360
Interest days		31 days	31 days
Principal outstanding per note in EUR - BoP		6,115.05	100,000.00
Principal repayment per note in EUR		1,419.41	0.00
Principal outstanding per note in EUR - EoP		4,695.64	100,000.00
Interest payment per Note in EUR		0.00	86.11

* rate is floored at 0.000%, the theoretical negative interest rate is -0.101%.

Compartment German Auto Loans 7
Monthly Investor Report



Rolls-Royce
 Motor Cars Limited

Reporting Date	Aug 11, 2020			
Payment Date	Aug 20, 2020			
Period No	34			
Monthly Period	July 31, 2020			
Interest Period	From	July 20, 2020	to	Aug 20, 2020 = 31 days

10. Outstanding Note Balance

3. Credit Enhancement	Initial Period (in EUR)	Initial CE (in %)	Current Period (in EUR)	Current CE (in %)
Class A	1,000,000,000.00	7.50	46,956,396.20	75.52
Class B	75,300,000.00	0.50	75,300,000.00	31.17
Cash Reserve (+ Overcollateralisation)		0.00	52,940,064.60	0.00

4. Clean-Up Call Option

If the aggregate outstanding principal balance has been reduced to less than 10% of the aggregate outstanding principal balance at the Issue Date, the seller will have the option under the receivables purchase Agreement to acquire all outstanding purchased receivables.

Aggregate outstanding principal balance at end of period (in EUR)	169,816,460.80
Clean-Up option exercisable	No

Compartment German Auto Loans 7
Monthly Investor Report



Rolls-Royce
Motor Cars Limited

Reporting Date	Aug 11, 2020			
Payment Date	Aug 20, 2020			
Period No	34			
Monthly Period	July 31, 2020			
Interest Period	From	July 20, 2020	to	Aug 20, 2020 = 31 days

11. Original Principal Balance

Initial Portfolio as of origination of contract

Group (in EUR) (by Original Principal Balance)	Original principal balance (in EUR)	Original Principal Balance (in % of total)	Number of Contracts	Number of Contracts (in % of total)
0.00 - 5,000.00	6,952,214.98	0.56	1,832	3.15
5.000,01 - 10.000,00	58,611,633.89	4.75	7,457	12.82
10.000,01 - 15.000,00	142,071,546.45	11.53	11,224	19.29
15.000,01 - 20.000,00	193,930,803.12	15.73	11,075	19.04
20.000,01 - 25.000,00	206,957,002.69	16.79	9,215	15.84
25.000,01 - 30.000,00	186,569,339.49	15.14	6,810	11.71
30.000,01 - 35.000,00	135,414,459.95	10.99	4,186	7.20
35.000,01 - 40.000,00	88,286,985.15	7.16	2,362	4.06
40.000,01 - 45.000,00	58,732,363.84	4.76	1,387	2.38
45.000,01 - 50.000,00	39,196,107.70	3.18	826	1.42
50.000,01 - 55.000,00	28,713,754.16	2.33	547	0.94
55.000,01 - 60.000,00	22,818,800.56	1.85	397	0.68
> 60.000,00	64,430,047.86	5.23	858	1.47
Total	1,232,685,059.84	100.00	58,176	100.00

Average:	21,188.89
Min:	1,000.00
Max:	268,086.77

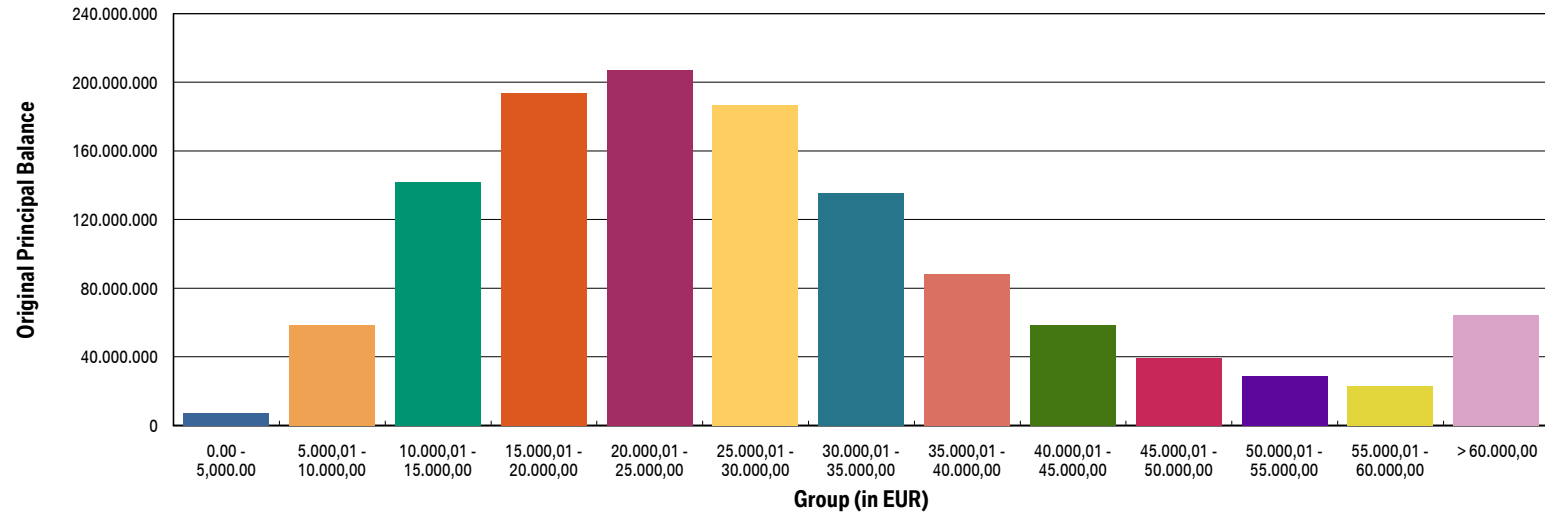
Compartment German Auto Loans 7
Monthly Investor Report



Rolls-Royce
 Motor Cars Limited

Reporting Date	Aug 11, 2020				
Payment Date	Aug 20, 2020				
Period No	34				
Monthly Period	July 31, 2020				
Interest Period	From	July 20, 2020	to	Aug 20, 2020	= 31 days

11a. Original Principal Balance (graph)



Compartment German Auto Loans 7
Monthly Investor Report



Rolls-Royce
 Motor Cars Limited

Reporting Date	Aug 11, 2020			
Payment Date	Aug 20, 2020			
Period No	34			
Monthly Period	July 31, 2020			
Interest Period	From	July 20, 2020	to	Aug 20, 2020 = 31 days

12. Aggregate Principal Balance

Initial Portfolio

Group (in EUR)	Aggregate Principal Balance (in EUR)	Aggregate Principal Balance (in % of total)	Number of Contracts	Number of Contracts (in % of total)
0.00 - 5,000.00	13,572,816.24	1.26	4,004	6.88
5.000,01 - 10.000,00	75,260,397.46	7.00	9,826	16.89
10.000,01 - 15.000,00	153,093,033.88	14.24	12,241	21.04
15.000,01 - 20.000,00	186,664,077.90	17.36	10,717	18.42
20.000,01 - 25.000,00	185,595,994.12	17.26	8,295	14.26
25.000,01 - 30.000,00	148,704,876.29	13.83	5,446	9.36
30.000,01 - 35.000,00	100,939,663.59	9.39	3,135	5.39
35.000,01 - 40.000,00	62,681,849.04	5.83	1,683	2.89
40.000,01 - 45.000,00	40,143,393.57	3.73	951	1.63
45.000,01 - 50.000,00	29,364,008.53	2.73	620	1.07
50.000,01 - 55.000,00	21,734,531.84	2.02	415	0.71
55.000,01 - 60.000,00	16,627,329.18	1.55	290	0.50
> 60.000,00	40,917,913.69	3.81	553	0.95
Total	1,075,299,885.33	100.00	58,176	100.00

Average:	18,483.57
Min:	197.19
Max:	234,727.59

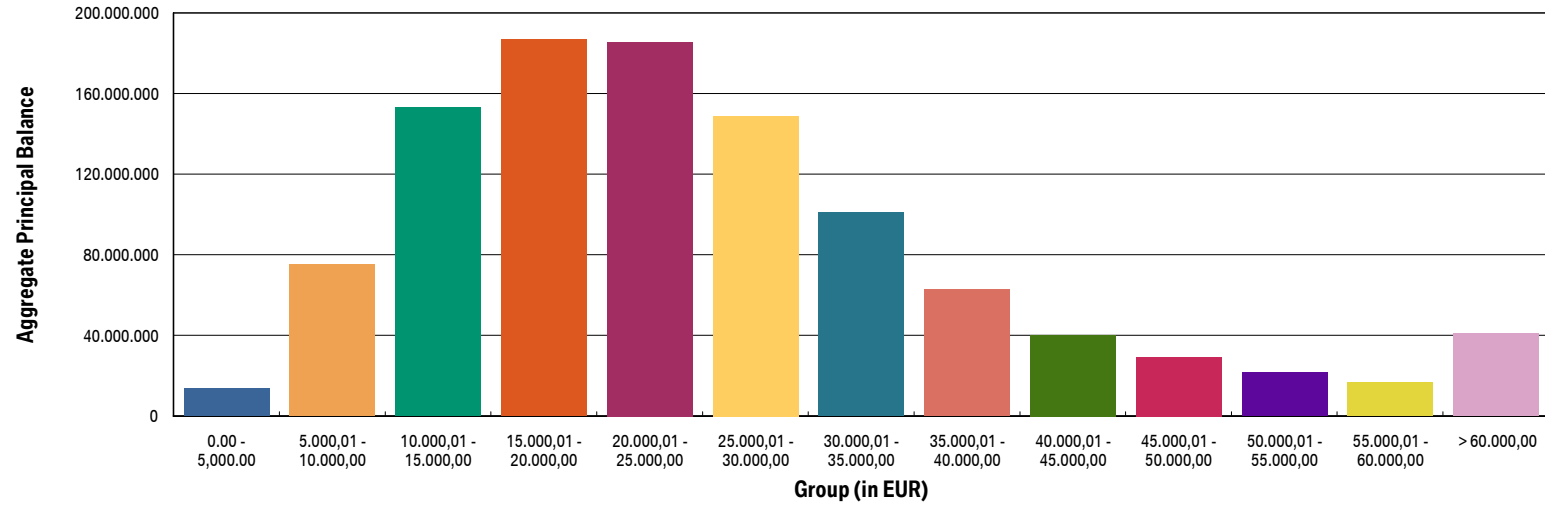
Compartment German Auto Loans 7
Monthly Investor Report



Rolls-Royce
 Motor Cars Limited

Reporting Date	Aug 11, 2020				
Payment Date	Aug 20, 2020				
Period No	34				
Monthly Period	July 31, 2020				
Interest Period	From	July 20, 2020	to	Aug 20, 2020	= 31 days

12a. Aggregate Principal Balance (graph)



Compartment German Auto Loans 7
Monthly Investor Report



Rolls-Royce
Motor Cars Limited

Reporting Date	Aug 11, 2020			
Payment Date	Aug 20, 2020			
Period No	34			
Monthly Period	July 31, 2020			
Interest Period	From	July 20, 2020	to	Aug 20, 2020 = 31 days

13. Aggregate Outstanding Principal Balance

Portfolio as of: July 31, 2020

Group (in EUR)	Aggregate Outstanding Principal Balance (in EUR)	Aggregate Outstanding Principal Balance (in % of total)	Number of Contracts	Number of Contracts (in % of total)
0.00 - 5,000.00	5,192,831.16	3.06	6,076	34.87
5,000,01 - 10,000,00	26,443,297.39	15.57	3,475	19.94
10,000,01 - 15,000,00	43,463,191.48	25.59	3,485	20.00
15,000,01 - 20,000,00	41,271,325.06	24.30	2,395	13.74
20,000,01 - 25,000,00	25,149,453.89	14.81	1,135	6.51
25,000,01 - 30,000,00	10,772,970.65	6.34	398	2.28
30,000,01 - 35,000,00	7,180,601.51	4.23	222	1.27
35,000,01 - 40,000,00	4,468,615.71	2.63	120	0.69
40,000,01 - 45,000,00	2,451,264.25	1.44	58	0.33
45,000,01 - 50,000,00	751,595.62	0.44	16	0.09
50,000,01 - 55,000,00	1,256,801.34	0.74	24	0.14
55,000,01 - 60,000,00	562,978.52	0.33	10	0.06
> 60,000,00	851,534.22	0.50	13	0.07
Total	169,816,460.80	100.00	17,427	100.00

WA:	9,744.45
Min:	0.00
Max:	82,079.38

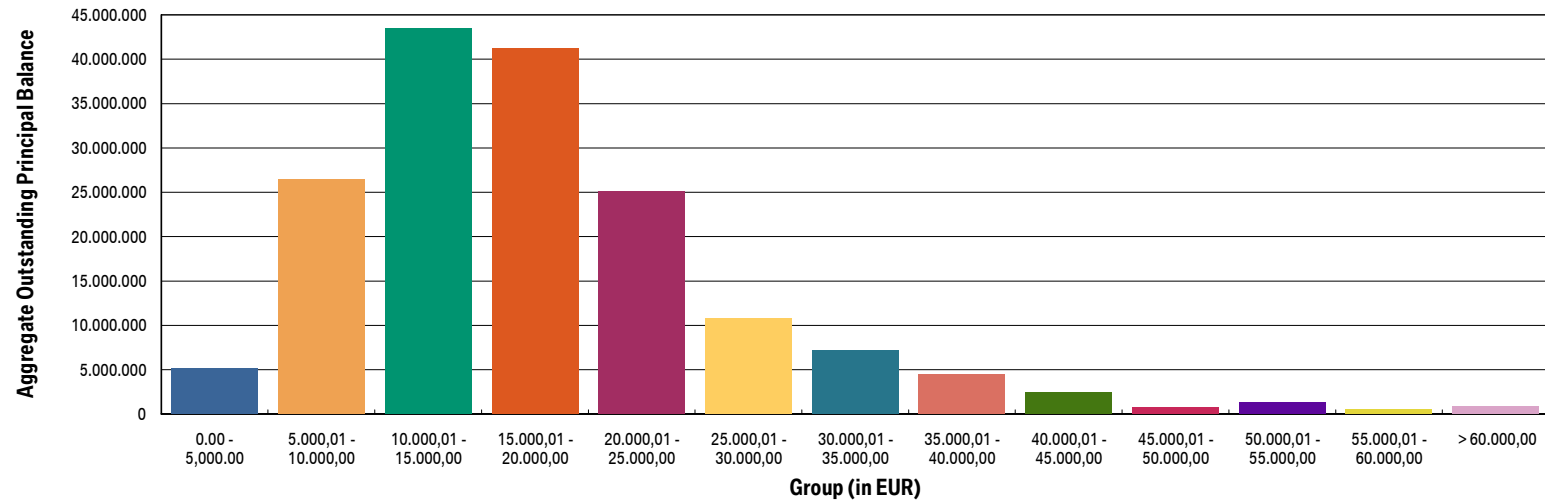
Compartment German Auto Loans 7
Monthly Investor Report



Rolls-Royce
 Motor Cars Limited

Reporting Date	Aug 11, 2020				
Payment Date	Aug 20, 2020				
Period No	34				
Monthly Period	July 31, 2020				
Interest Period	From	July 20, 2020	to	Aug 20, 2020	= 31 days

13a. Aggregate Outstanding Principal Balance (graph)



Compartment German Auto Loans 7
Monthly Investor Report



Rolls-Royce
Motor Cars Limited

Reporting Date	Aug 11, 2020				
Payment Date	Aug 20, 2020				
Period No	34				
Monthly Period	July 31, 2020				
Interest Period	From	July 20, 2020	to	Aug 20, 2020	= 31 days

14. Down Payments

Portfolio as of: July 31, 2020

Down Payment	Aggregate Outstanding Principal Balance (in EUR)	Aggregate Outstanding Principal Balance (in % of total)	Number of Contracts	Number of Contracts (in % of total)	Down Payment/ Purchase Price (in %)
No Down Payment	39,690,396.89	23.37	4,137	23.74	0.00
<=1000	3,611,223.83	2.13	456	2.62	4.33
1.000,01 - 2.000,00	9,954,426.39	5.86	1,157	6.64	8.38
2.000,01 - 3.000,00	11,969,278.79	7.05	1,364	7.83	12.00
3.000,01 - 4.000,00	12,217,107.41	7.19	1,389	7.97	15.70
4.000,01 - 5.000,00	18,156,582.71	10.69	1,826	10.48	17.75
5.000,01 - 6.000,00	11,081,055.19	6.53	1,071	6.15	19.77
6.000,01 - 7.000,00	9,697,800.25	5.71	962	5.52	22.24
7.000,01 - 8.000,00	9,280,823.06	5.47	830	4.76	23.67
8.000,01 - 9.000,00	4,422,118.92	2.60	421	2.42	25.57
9.000,01 - 10.000,00	14,111,861.33	8.31	1,279	7.34	26.87
10.000,01 - 11.000,00	2,941,787.76	1.73	270	1.55	27.11
11.000,01 - 12.000,00	3,681,077.29	2.17	351	2.01	30.70
12.000,01 - 13.000,00	2,658,626.74	1.57	239	1.37	29.99
13.000,01 - 14.000,00	1,923,371.14	1.13	204	1.17	33.27
14.000,01 - 15.000,00	4,993,708.39	2.94	485	2.78	35.16
> 15.000,00	9,425,214.71	5.55	986	5.66	39.44
Total	169,816,460.80	100.00	17,427	100.00	16.41

Minimum Down Payment:	100.00
Maximum Down Payment:	93,505.30
Average Down Payment:	5,571.83
Average Down Payment (customers that made a Down Payment):	7,306.27

Compartment German Auto Loans 7
Monthly Investor Report



Rolls-Royce
Motor Cars Limited

Reporting Date	Aug 11, 2020			
Payment Date	Aug 20, 2020			
Period No	34			
Monthly Period	July 31, 2020			
Interest Period	From	July 20, 2020	to	Aug 20, 2020 = 31 days

15. Borrower Concentration

Portfolio as of: July 31, 2020

Borrower (Top 20)	Aggregate Outstanding Principal Balance (in EUR)	Aggregate Outstanding Principal Balance (in % of total)	Number of Contracts	Number of Contracts (in % of total)
1	102,118.96	0.06	2	0.01
2	82,079.38	0.05	1	0.01
3	70,342.11	0.04	1	0.01
4	70,125.69	0.04	1	0.01
5	69,786.54	0.04	2	0.01
6	67,867.25	0.04	1	0.01
7	67,511.39	0.04	3	0.02
8	66,471.64	0.04	1	0.01
9	65,593.10	0.04	1	0.01
10	64,611.22	0.04	3	0.02
11	64,546.53	0.04	2	0.01
12	62,928.21	0.04	2	0.01
13	62,870.33	0.04	1	0.01
14	62,522.05	0.04	1	0.01
15	61,213.54	0.04	2	0.01
16	60,989.73	0.04	2	0.01
17	60,957.25	0.04	1	0.01
18	60,865.77	0.04	1	0.01
19	60,753.21	0.04	1	0.01
20	60,676.18	0.04	1	0.01
Total	1,344,830.08	0.79	30	0.17
Total Portfolio Balance	169,816,460.80			

Compartment German Auto Loans 7
Monthly Investor Report



Rolls-Royce
 Motor Cars Limited

Reporting Date	Aug 11, 2020			
Payment Date	Aug 20, 2020			
Period No	34			
Monthly Period	July 31, 2020			
Interest Period	From	July 20, 2020	to	Aug 20, 2020 = 31 days

16. Geographical Distribution

Initial Portfolio

Post code area	Aggregate Principal Balance (in EUR)	Aggregate Principal Balance (in % of total)	Number of Contracts	Number of contracts (in % of total)
post code area 0	60,077,202.26	5.59	3,214	5.52
post code area 1	61,378,550.20	5.71	3,176	5.46
post code area 2	99,202,184.48	9.23	5,354	9.20
post code area 3	101,570,427.34	9.45	5,572	9.58
post code area 4	123,361,453.69	11.47	6,787	11.67
post code area 5	116,364,864.70	10.82	6,367	10.94
post code area 6	135,978,558.12	12.65	7,314	12.57
post code area 7	133,996,727.10	12.46	7,441	12.79
post code area 8	145,662,142.02	13.55	7,666	13.18
post code area 9	97,707,775.42	9.09	5,285	9.08
Total	1,075,299,885.33	100.00	58,176	100.00

Compartment German Auto Loans 7
Monthly Investor Report



Rolls-Royce
 Motor Cars Limited

Reporting Date	Aug 11, 2020			
Payment Date	Aug 20, 2020			
Period No	34			
Monthly Period	July 31, 2020			
Interest Period	From	July 20, 2020	to	Aug 20, 2020 = 31 days

16. Geographical Distribution

Portfolio as of: July 31, 2020

Post code area	Aggregate Outstanding Principal Balance (in EUR)	Aggregate Outstanding Principal Balance (in % of total)	Number of Contracts	Number of Contracts (in % of total)
post code area 0	10,021,914.41	5.90	1,057	6.07
post code area 1	10,300,461.57	6.07	1,017	5.84
post code area 2	15,815,315.53	9.31	1,580	9.07
post code area 3	17,093,520.33	10.07	1,712	9.82
post code area 4	18,038,279.39	10.62	1,890	10.85
post code area 5	17,948,050.75	10.57	1,905	10.93
post code area 6	22,137,185.70	13.04	2,315	13.28
post code area 7	20,869,092.67	12.29	2,179	12.50
post code area 8	21,773,052.22	12.82	2,148	12.33
post code area 9	15,692,076.79	9.24	1,601	9.19
post code area Others	127,511.44	0.08	23	0.13
Total	169,816,460.80	100.00	17,427	100.00

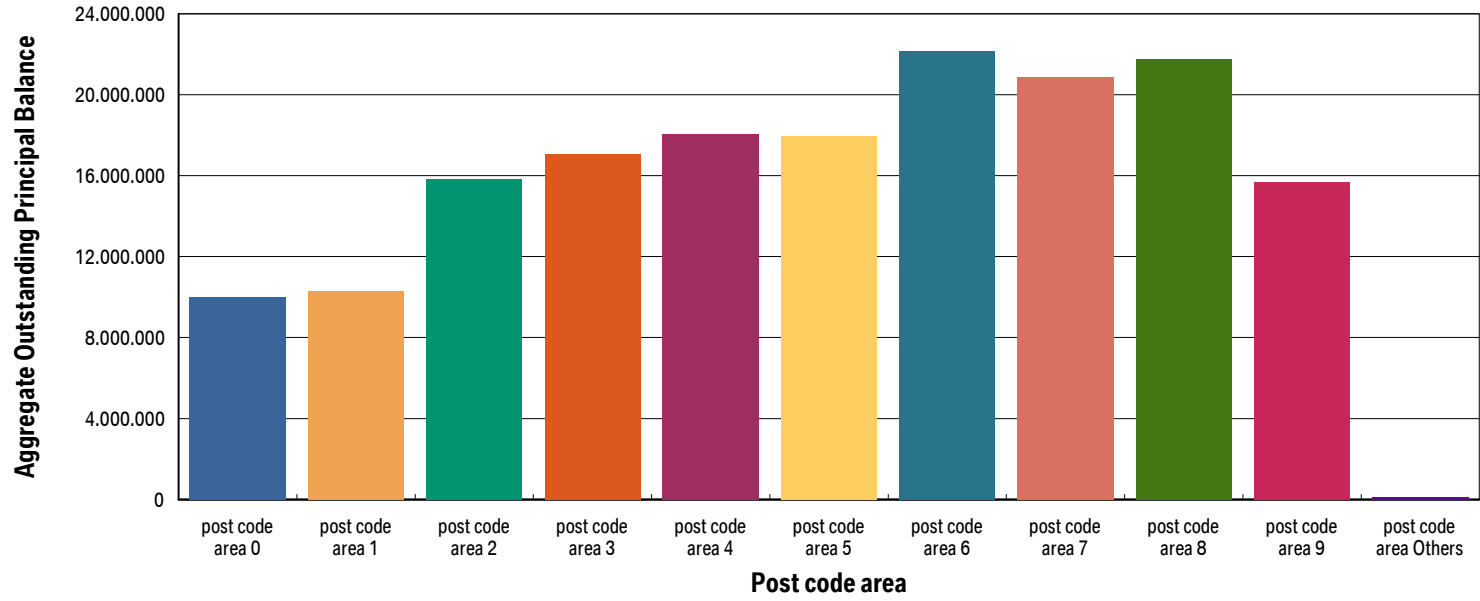
Compartment German Auto Loans 7
Monthly Investor Report



Rolls-Royce
 Motor Cars Limited

Reporting Date	Aug 11, 2020				
Payment Date	Aug 20, 2020				
Period No	34				
Monthly Period	July 31, 2020				
Interest Period	From	July 20, 2020	to	Aug 20, 2020	= 31 days

16a. Geographical Distribution (graph)



Compartment German Auto Loans 7
Monthly Investor Report



Rolls-Royce
Motor Cars Limited

Reporting Date	Aug 11, 2020			
Payment Date	Aug 20, 2020			
Period No	34			
Monthly Period	July 31, 2020			
Interest Period	From	July 20, 2020	to	Aug 20, 2020 = 31 days

17. Car Type & Customer Group

Initial Portfolio

Car Type	Aggregate Principal Balance (in EUR)	Aggregate Principal Balance (in % of total)	Number of Contracts	Number of Contracts (in % of total)
New	501,846,144.20	46.67	21,173	36.39
Used	573,453,741.13	53.33	37,003	63.61
Total	1,075,299,885.33	100.00	58,176	100.00

Customer Group	Aggregate Principal Balance (in EUR)	Aggregate Principal Balance (in % of total)	Number of Contracts	Number of Contracts (in % of total)
Commercial	284,006,070.70	26.41	11,469	19.71
Private Individual	791,293,814.63	73.59	46,707	80.29
Total	1,075,299,885.33	100.00	58,176	100.00

Compartment German Auto Loans 7
Monthly Investor Report



Rolls-Royce
Motor Cars Limited

Reporting Date	Aug 11, 2020			
Payment Date	Aug 20, 2020			
Period No	34			
Monthly Period	July 31, 2020			
Interest Period	From	July 20, 2020	to	Aug 20, 2020 = 31 days

17. Car Type & Customer Group

Portfolio as of: July 31, 2020

Car Type	Aggregate Outstanding Principal Balance (in EUR)	Aggregate Outstanding Principal Balance (in % of total)	Number of Contracts	Number of Contracts (in % of total)
New	55,719,892.27	32.81	5,124	29.40
Used	114,096,568.53	67.19	12,303	70.60
Total	169,816,460.80	100.00	17,427	100.00

Customer Group	Aggregate Outstanding Principal Balance (in EUR)	Aggregate Outstanding Principal Balance (in % of total)	Number of Contracts	Number of Contracts (in % of total)
Commercial	34,103,219.16	20.08	2,841	16.30
Private Individual	135,713,241.64	79.92	14,586	83.70
Total	169,816,460.80	100.00	17,427	100.00

Compartment German Auto Loans 7
Monthly Investor Report



Rolls-Royce
Motor Cars Limited

Reporting Date	Aug 11, 2020			
Payment Date	Aug 20, 2020			
Period No	34			
Monthly Period	July 31, 2020			
Interest Period	From	July 20, 2020	to	Aug 20, 2020 = 31 days

18. Delinquencies

Initial Portfolio

Days past due	Aggregate Principal Balance (in EUR)	Aggregate Principal Balance (in % of total)	Number of Contracts	Number of Contracts (in % of total)
1 - 30	0.00	0.00	0	0.00
31 - 60	0.00	0.00	0	0.00
61 - 90	0.00	0.00	0	0.00
91 - 120	0.00	0.00	0	0.00
> 120	0.00	0.00	0	0.00
Total	0.00	0.00	0	0.00

Portfolio as of: July 31, 2020

Days past due	Aggregate Outstanding Principal Balance (in EUR)	Aggregate Outstanding Principal Balance (in % of total)	Number of Contracts	Number of Contracts (in % of total)
1 - 30	2,276,270.37	1.34	169	0.97
31 - 60	1,151,325.33	0.68	71	0.41
61 - 90	566,833.75	0.33	35	0.20
91 - 120	473,991.89	0.28	32	0.18
> 120	464,492.88	0.27	27	0.15
Total	4,932,914.22	2.90	334	1.92

Compartment German Auto Loans 7

Monthly Investor Report



Rolls-Royce
Motor Cars Limited

Reporting Date	Aug 11, 2020				
Payment Date	Aug 20, 2020				
Period No	34				
Monthly Period	July 31, 2020				
Interest Period	From	July 20, 2020	to	Aug 20, 2020	= 31 days

18a. Delinquencies Analysis

Monthly Period	Performing (in EUR)	31-60 days past due (in EUR)	61-90 days past due (in EUR)	91-120 days past due (in EUR)	>120 days past due (in EUR)
Oct - 17	1,050,705,316.43	0.00	0.00	0.00	0.00
Nov - 17	1,024,400,687.00	192,605.04	0.00	0.00	0.00
Dec - 17	994,995,004.32	924,546.79	74,589.12	0.00	0.00
Jan - 18	967,039,862.05	609,321.06	249,539.42	58,937.12	0.00
Feb - 18	939,480,701.57	527,925.95	350,062.12	129,524.32	45,173.29
Mar - 18	909,459,592.01	844,387.70	306,429.44	188,178.73	51,962.92
Apr - 18	880,385,742.71	948,893.29	465,398.59	183,285.00	149,370.46
May - 18	851,220,379.52	768,015.21	513,851.38	176,262.87	244,841.49
June - 18	820,868,759.17	983,559.09	422,702.52	148,729.00	272,684.25
July - 18	791,711,739.10	981,002.42	475,749.51	275,931.77	209,660.15
Aug - 18	762,653,455.53	851,073.11	393,850.09	300,060.55	254,696.92
Sept - 18	735,242,693.68	976,564.38	422,766.97	150,407.63	321,575.14
Oct - 18	709,563,908.67	944,623.05	216,988.99	180,202.51	270,475.37
Nov - 18	682,970,347.84	1,112,844.03	353,339.59	172,553.25	324,440.76
Dec - 18	658,215,228.09	1,464,242.56	569,361.12	193,833.73	257,123.80
Jan - 19	633,469,483.87	1,236,037.19	526,687.30	366,500.42	209,609.51
Feb - 19	606,735,080.88	1,258,706.88	494,435.22	214,387.92	313,376.45
Mar - 19	578,743,094.83	1,276,750.88	451,844.04	210,034.76	408,688.70
Apr - 19	551,926,441.66	847,997.50	454,220.73	315,395.88	337,849.50
May - 19	525,348,620.82	1,175,322.49	297,932.42	319,233.42	469,638.82
June - 19	501,574,021.25	982,128.55	473,034.62	130,525.86	496,427.56
July - 19	476,045,287.77	1,128,646.94	392,491.13	285,822.50	449,120.42
Aug - 19	453,357,431.89	1,235,365.63	393,668.94	285,083.51	441,191.65
Sept - 19	433,173,823.75	959,263.23	409,410.71	219,661.75	379,844.73
Oct - 19	411,183,880.29	851,013.17	301,943.34	237,112.46	412,931.70
Nov - 19	389,725,299.35	887,958.02	318,282.07	102,628.69	375,822.24
Dec - 19	367,952,983.08	779,803.60	377,026.15	255,586.58	296,514.19
Jan - 20	347,818,666.88	894,926.13	325,572.66	141,191.09	301,565.22

Compartment German Auto Loans 7
Monthly Investor Report



Rolls-Royce
 Motor Cars Limited

Reporting Date	Aug 11, 2020				
Payment Date	Aug 20, 2020				
Period No	34				
Monthly Period	July 31, 2020				
Interest Period	From	July 20, 2020	to	Aug 20, 2020	= 31 days

18a. Delinquencies Analysis

Monthly Period	Performing (in EUR)	31-60 days past due (in EUR)	61-90 days past due (in EUR)	91-120 days past due (in EUR)	>120 days past due (in EUR)
Feb - 20	318,846,258.00	588,464.39	276,632.53	235,192.00	221,859.51
Mar - 20	280,835,862.04	820,958.72	230,956.17	168,119.50	290,858.82
Apr - 20	245,130,715.29	2,047,069.73	399,853.58	119,044.84	390,520.06
May - 20	210,691,056.06	1,775,150.28	966,032.61	209,360.86	231,215.13
June - 20	180,577,865.50	1,301,361.45	1,005,335.03	597,187.61	196,869.39
July - 20	167,159,816.95	1,151,325.33	566,833.75	473,991.89	464,492.88

Compartment German Auto Loans 7
Monthly Investor Report



Rolls-Royce
 Motor Cars Limited

Reporting Date	Aug 11, 2020			
Payment Date	Aug 20, 2020			
Period No	34			
Monthly Period	July 31, 2020			
Interest Period	From	July 20, 2020	to	Aug 20, 2020 = 31 days

19. Seasoning

Initial Portfolio

Group (in months)	Aggregate Principal Balance (in EUR)	Aggregate Principal Balance (in % of total)	Number of Contracts	Number of Contracts (in % of total)
<= 6	576,370,179.60	53.60	29,246	50.27
> 6 - <= 12	222,745,645.89	20.71	11,596	19.93
> 12 - <= 24	186,842,759.18	17.38	10,877	18.70
> 24 - <= 36	73,724,365.83	6.86	5,112	8.79
> 36 - <= 42	8,286,360.63	0.77	699	1.20
> 42 - <= 48	4,269,898.26	0.40	360	0.62
> 48 - <= 53	1,983,410.97	0.18	178	0.31
> 53	1,077,264.97	0.10	108	0.19
Total	1,075,299,885.33	100.00	58,176	100.00

WA Seasoning (in months):	9.82
Min (in months):	3.00
Max (in months):	63.00

Compartment German Auto Loans 7
Monthly Investor Report



Rolls-Royce
 Motor Cars Limited

Reporting Date	Aug 11, 2020			
Payment Date	Aug 20, 2020			
Period No	34			
Monthly Period	July 31, 2020			
Interest Period	From	July 20, 2020	to	Aug 20, 2020 = 31 days

19. Seasoning

Portfolio as of: July 31, 2020

Group (in months)	Aggregate Outstanding Principal Balance (in EUR)	Aggregate Outstanding Principal Balance (in % of total)	Number of Contracts	Number of Contracts (in % of total)
<= 6	0.00	0.00	0	0.00
> 6 - <= 12	0.00	0.00	0	0.00
> 12 - <= 24	0.00	0.00	0	0.00
> 24 - <= 36	0.00	0.00	0	0.00
> 36 - <= 42	141,777,824.21	83.49	14,160	81.25
> 42 - <= 48	17,398,299.96	10.25	1,758	10.09
> 48 - <= 53	6,672,987.79	3.93	831	4.77
> 53	3,967,348.84	2.34	678	3.89
Total	169,816,460.80	100.00	17,427	100.00

WA Seasoning (in months):	40.48
Min (in months):	37.00
Max (in months):	95.00

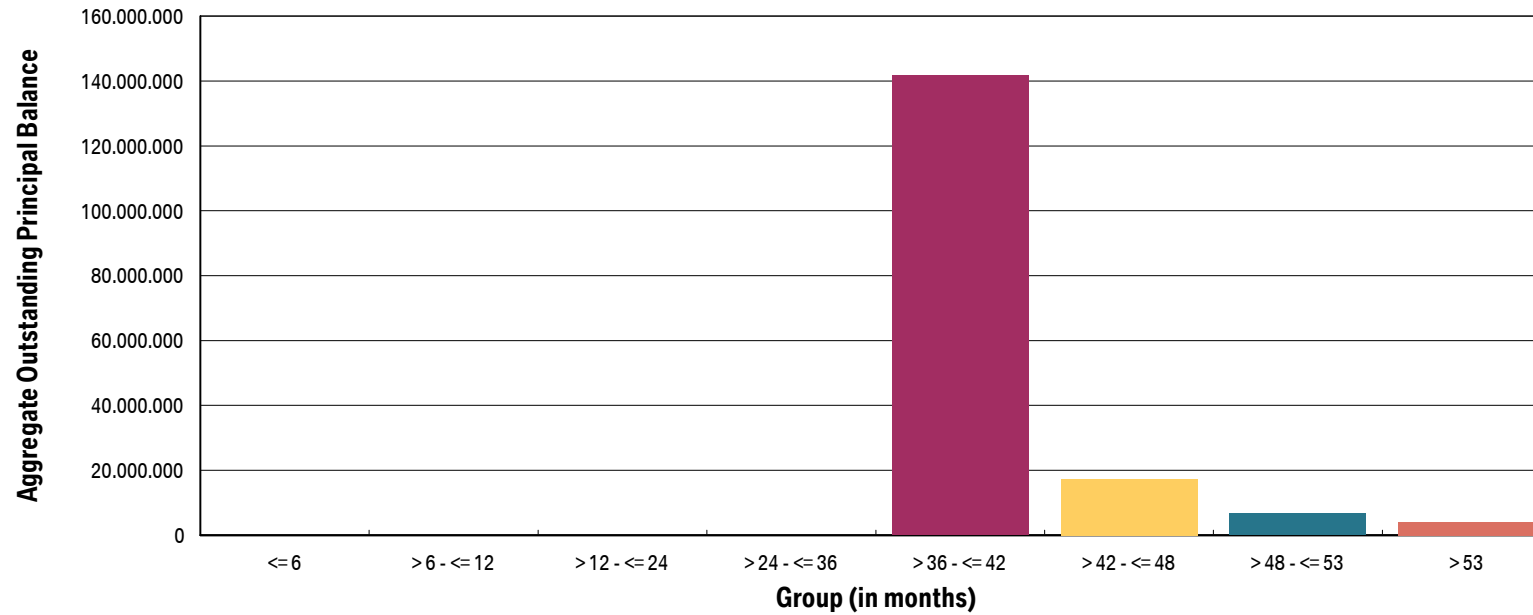
Compartment German Auto Loans 7
Monthly Investor Report



Rolls-Royce
 Motor Cars Limited

Reporting Date	Aug 11, 2020		
Payment Date	Aug 20, 2020		
Period No	34		
Monthly Period	July 31, 2020		
Interest Period	From	July 20, 2020	to Aug 20, 2020 = 31 days

19a. Seasoning (graph)



Compartment German Auto Loans 7
Monthly Investor Report



Rolls-Royce
 Motor Cars Limited

Reporting Date	Aug 11, 2020			
Payment Date	Aug 20, 2020			
Period No	34			
Monthly Period	July 31, 2020			
Interest Period	From	July 20, 2020	to	Aug 20, 2020 = 31 days

20. Remaining Term

Initial Portfolio

Group (in months)	Aggregate Principal Balance (in EUR)	Aggregate Principal Balance (in % of total)	Number of Contracts	Number of Contracts (in % of total)
<= 6	20,139,249.55	1.87	1,845	3.17
> 6 - <= 12	50,536,528.09	4.70	3,933	6.76
> 12 - <= 24	171,299,952.34	15.93	11,654	20.03
> 24 - <= 36	388,304,361.55	36.11	20,241	34.79
> 36 - <= 42	130,449,406.13	12.13	6,507	11.19
> 42 - <= 48	156,183,577.11	14.52	7,315	12.57
> 48 - <= 53	40,426,095.56	3.76	1,793	3.08
> 53	117,960,715.00	10.97	4,888	8.40
Total	1,075,299,885.33	100.00	58,176	100.00

WA Remaining Term (in months):	34.05
Min (in months):	3.00
Max (in months):	60.00

Compartment German Auto Loans 7
Monthly Investor Report



Rolls-Royce
Motor Cars Limited

Reporting Date	Aug 11, 2020			
Payment Date	Aug 20, 2020			
Period No	34			
Monthly Period	July 31, 2020			
Interest Period	From	July 20, 2020	to	Aug 20, 2020 = 31 days

20. Remaining Term

Portfolio as of: July 31, 2020

Group (in months)	Aggregate Outstanding Principal Balance (in EUR)	Aggregate Outstanding Principal Balance (in % of total)	Number of Contracts	Number of Contracts (in % of total)
<= 6	17,577,803.80	10.35	6,202	35.59
> 6 - <= 12	87,222,425.48	51.36	7,005	40.20
> 12 - <= 24	65,013,856.32	38.28	4,219	24.21
> 24 - <= 36	2,375.20	0.00	1	0.01
> 36 - <= 42	0.00	0.00	0	0.00
> 42 - <= 48	0.00	0.00	0	0.00
> 48 - <= 53	0.00	0.00	0	0.00
> 53	0.00	0.00	0	0.00
Total	169,816,460.80	100.00	17,427	100.00

WA Remaining Term (in months):	12.79
Min (in months):	0.00
Max (in months):	25.00

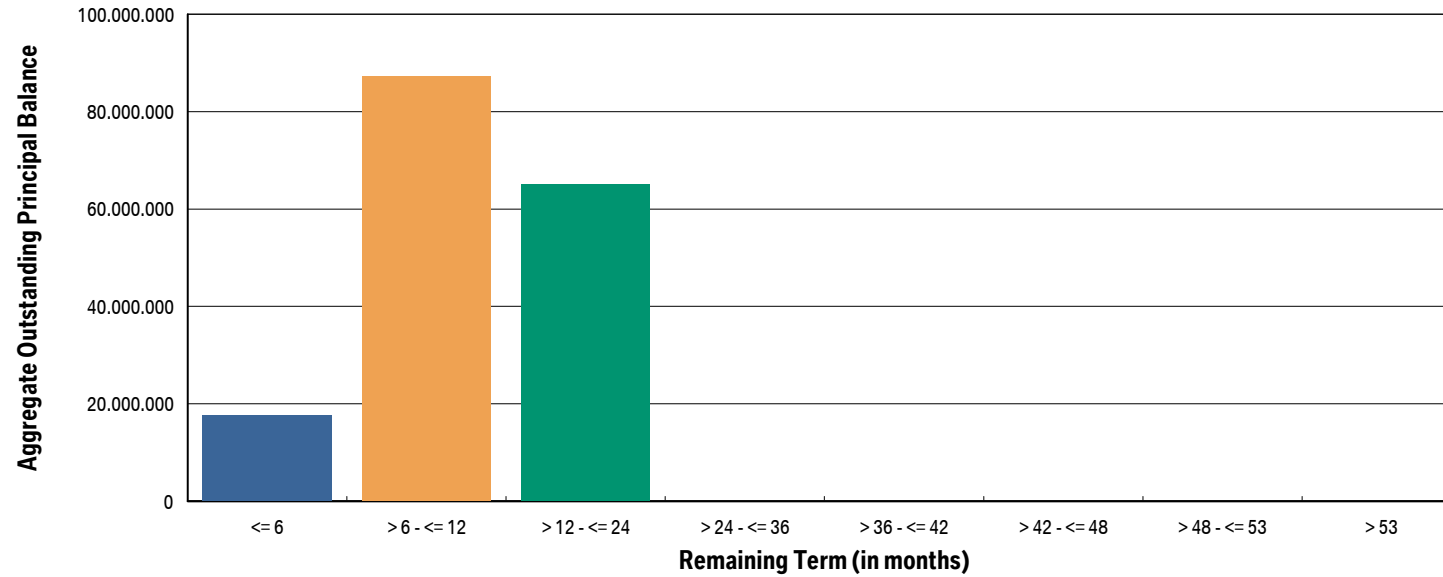
Compartment German Auto Loans 7
Monthly Investor Report



Rolls-Royce
 Motor Cars Limited

Reporting Date	Aug 11, 2020				
Payment Date	Aug 20, 2020				
Period No	34				
Monthly Period	July 31, 2020				
Interest Period	From	July 20, 2020	to	Aug 20, 2020	= 31 days

20a. Remaining Term (graph)



Compartment German Auto Loans 7
Monthly Investor Report



Rolls-Royce
Motor Cars Limited

Reporting Date	Aug 11, 2020			
Payment Date	Aug 20, 2020			
Period No	34			
Monthly Period	July 31, 2020			
Interest Period	From	July 20, 2020	to	Aug 20, 2020 = 31 days

21. Original Term

Initial Portfolio

Group (in months)	Aggregate Principal Balance (in EUR)	Aggregate Principal Balance (in % of total)	Number of Contracts	Number of Contracts (in % of total)
<= 6	0.00	0.00	0	0.00
> 6 - <= 12	741,642.57	0.07	269	0.46
> 12 - <= 24	41,782,594.85	3.89	4,381	7.53
> 24 - <= 36	508,474,086.15	47.29	27,485	47.24
> 36 - <= 42	5,442,641.12	0.51	386	0.66
> 42 - <= 48	285,160,953.22	26.52	14,779	25.40
> 48 - <= 53	773,733.14	0.07	51	0.09
> 53	232,924,234.28	21.66	10,825	18.61
Total	1,075,299,885.33	100.00	58,176	100.00

WA Original Term (in months):	43.87
Min (in months):	7.00
Max (in months):	120.00

Compartment German Auto Loans 7
Monthly Investor Report



Rolls-Royce
Motor Cars Limited

Reporting Date	Aug 11, 2020			
Payment Date	Aug 20, 2020			
Period No	34			
Monthly Period	July 31, 2020			
Interest Period	From	July 20, 2020	to	Aug 20, 2020 = 31 days

21. Original Term

Portfolio as of: July 31, 2020

Group (in months)	Aggregate Outstanding Principal Balance (in EUR)	Aggregate Outstanding Principal Balance (in % of total)	Number of Contracts	Number of Contracts (in % of total)
<= 6	0.00	0.00	0	0.00
> 6 - <= 12	0.00	0.00	0	0.00
> 12 - <= 24	14,687.93	0.01	31	0.18
> 24 - <= 36	2,556,344.94	1.51	3,365	19.31
> 36 - <= 42	854,788.42	0.50	131	0.75
> 42 - <= 48	88,752,793.42	52.26	8,015	45.99
> 48 - <= 53	290,514.18	0.17	30	0.17
> 53	77,347,331.91	45.55	5,855	33.60
Total	169,816,460.80	100.00	17,427	100.00

WA Original Term (in months):	53.23
Min (in months):	18.00
Max (in months):	96.00

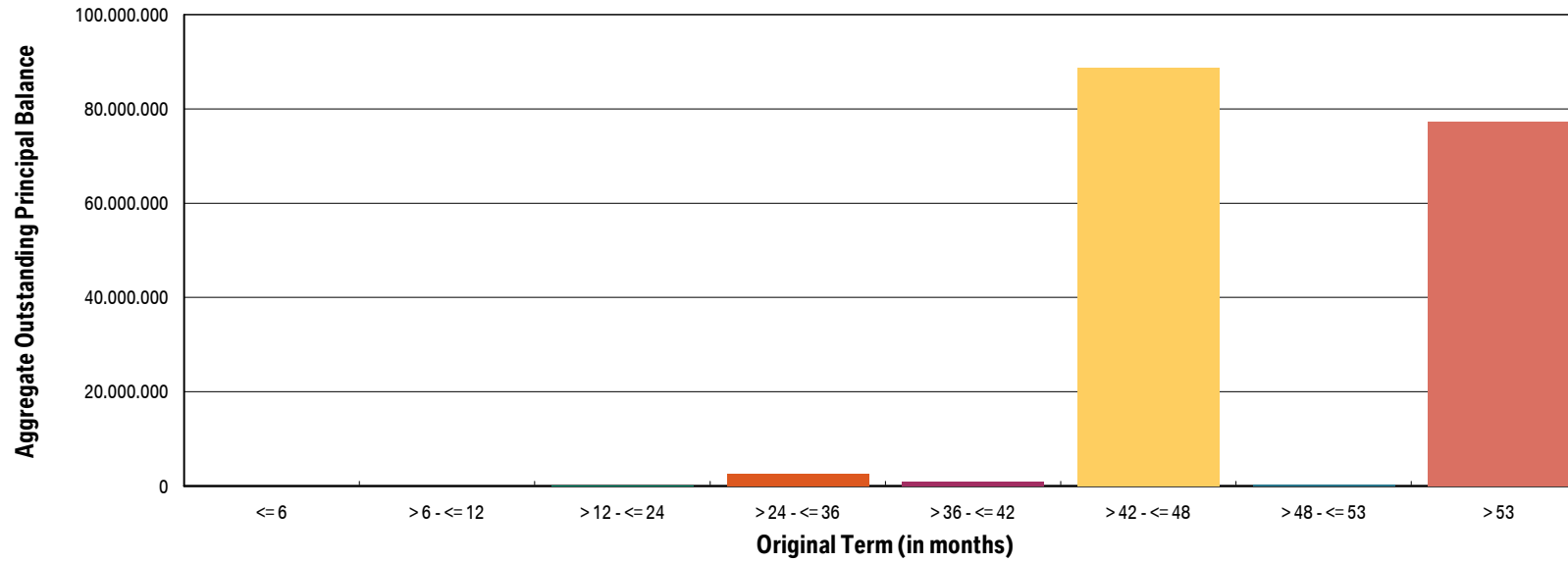
Compartment German Auto Loans 7
Monthly Investor Report



Rolls-Royce
 Motor Cars Limited

Reporting Date	Aug 11, 2020				
Payment Date	Aug 20, 2020				
Period No	34				
Monthly Period	July 31, 2020				
Interest Period	From	July 20, 2020	to	Aug 20, 2020	= 31 days

21a. Original Term (graph)



Compartment German Auto Loans 7
Monthly Investor Report



Rolls-Royce
 Motor Cars Limited

Reporting Date	Aug 11, 2020			
Payment Date	Aug 20, 2020			
Period No	34			
Monthly Period	July 31, 2020			
Interest Period	From	July 20, 2020	to	Aug 20, 2020 = 31 days

22. Vehicle Class

Initial Portfolio

Group	Aggregate Principal Balance (in EUR)	Aggregate Principal Balance (in % of total)	Number of Contracts	Number of Contracts (in % of total)
BMW 1 Series	124,156,707.04	11.55	9,479	16.29
BMW 2 Series	102,433,319.71	9.53	4,414	7.59
BMW 3 Series	161,594,042.71	15.03	9,553	16.42
BMW 4 Series	57,511,545.30	5.35	1,757	3.02
BMW 5 Series	154,036,449.18	14.32	7,004	12.04
BMW 6 Series	13,627,445.82	1.27	365	0.63
BMW 7 Series	17,876,857.30	1.66	590	1.01
BMW X1 Series	77,679,575.16	7.22	4,206	7.23
BMW X3 Series	62,911,891.13	5.85	2,830	4.86
BMW X4 Series	14,559,594.63	1.35	378	0.65
BMW X5 Series	56,974,044.39	5.30	1,642	2.82
BMW X6 Series	19,870,199.08	1.85	513	0.88
BMW Z Series	10,713,603.03	1.00	598	1.03
BMW i Series	3,039,138.94	0.28	91	0.16
MINI	136,089,516.00	12.66	8,921	15.33
Non BMW Group Models (incl. Motorcycles)	28,553,711.71	2.66	2,147	3.69
Other BMW Group (incl. Motorcycles)	33,672,244.20	3.13	3,688	6.34
Total	1,075,299,885.33	100.00	58,176	100.00

Compartment German Auto Loans 7
Monthly Investor Report



Rolls-Royce
Motor Cars Limited

Reporting Date	Aug 11, 2020			
Payment Date	Aug 20, 2020			
Period No	34			
Monthly Period	July 31, 2020			
Interest Period	From	July 20, 2020	to	Aug 20, 2020 = 31 days

22. Vehicle Class

Portfolio as of: July 31, 2020

Group	Aggregate Outstanding Principal Balance (in EUR)	Aggregate Outstanding Principal Balance (in % of total)	Number of Contracts	Number of Contracts (in % of total)
BMW 1 Series	18,117,861.13	10.67	2,537	14.56
BMW 2 Series	16,623,692.28	9.79	1,538	8.83
BMW 3 Series	31,562,536.74	18.59	3,236	18.57
BMW 4 Series	7,661,506.68	4.51	524	3.01
BMW 5 Series	33,827,209.76	19.92	2,783	15.97
BMW 6 Series	2,090,264.10	1.23	107	0.61
BMW 7 Series	2,624,387.85	1.55	172	0.99
BMW X1 Series	8,833,075.41	5.20	1,112	6.38
BMW X3 Series	13,748,555.17	8.10	1,128	6.47
BMW X4 Series	2,120,215.28	1.25	108	0.62
BMW X5 Series	9,014,111.11	5.31	491	2.82
BMW X6 Series	2,652,624.13	1.56	125	0.72
BMW Z Series	1,485,193.31	0.87	159	0.91
BMW i Series	607,391.47	0.36	28	0.16
MINI	11,871,823.21	6.99	2,203	12.64
Non BMW Group Models (incl. Motorcycles)	5,270,475.14	3.10	668	3.83
Other BMW Group (incl. Motorcycles)	1,705,538.03	1.00	508	2.92
Total	169,816,460.80	100.00	17,427	100.00

Compartment German Auto Loans 7
Monthly Investor Report



Rolls-Royce
Motor Cars Limited

Reporting Date	Aug 11, 2020			
Payment Date	Aug 20, 2020			
Period No	34			
Monthly Period	July 31, 2020			
Interest Period	From	July 20, 2020	to	Aug 20, 2020 = 31 days

23. Payment Type

Initial Portfolio:

Group	Aggregate Principal Balance (in EUR)	Aggregate Principal Balance (in % of total)	Number of Contracts	Number of Contracts (in % of total)
Direct debit	1,072,573,425.67	99.75	58,012	99.72
Self payment	2,726,459.66	0.25	164	0.28
Total	1,075,299,885.33	100.00	58,176	100.00

Portfolio as of: July 31, 2020

Group	Aggregate Outstanding Principal Balance (in EUR)	Aggregate Outstanding Principal Balance (in % of total)	Number of Contracts	Number of Contracts (in % of total)
Direct debit	166,861,468.18	98.26	16,949	97.26
Self payment	2,954,992.62	1.74	478	2.74
Total	169,816,460.80	100.00	17,427	100.00

Compartment German Auto Loans 7
Monthly Investor Report



Rolls-Royce
 Motor Cars Limited

Reporting Date	Aug 11, 2020		
Payment Date	Aug 20, 2020		
Period No	34		
Monthly Period	July 31, 2020		
Interest Period	From	July 20, 2020	to Aug 20, 2020 = 31 days

24. Interest Rates

		Weighted Average Nominal Interest Rate (in %)	
Aggregate Principal Balance (Initial)	1,075,299,885.33		3.20
Aggregate Outstanding Principal Balance	169,816,460.80		2.96

Compartment German Auto Loans 7
Monthly Investor Report



Rolls-Royce
Motor Cars Limited

Reporting Date	Aug 11, 2020			
Payment Date	Aug 20, 2020			
Period No	34			
Monthly Period	July 31, 2020			
Interest Period	From	July 20, 2020	to	Aug 20, 2020 = 31 days

25. Credit Type

Initial Portfolio

Credit Type	Aggregate Principal Balance (in EUR)	Aggregate Principal Balance (in % of total)	Number of Contracts	Number of Contracts (in % of total)
Balloon	1,062,022,231.05	98.77	56,097	96.43
Equal Instalment Loan	13,277,654.28	1.23	2,079	3.57
Total	1,075,299,885.33	100.00	58,176	100.00

Portfolio as of: July 31, 2020

Credit Type	Aggregate Outstanding Principal Balance (in EUR)	Aggregate Outstanding Principal Balance (in % of total)	Number of Contracts	Number of Contracts (in % of total)
Balloon	168,965,008.28	99.50	17,116	98.22
Equal Instalment Loan	851,452.52	0.50	311	1.78
Total	169,816,460.80	100.00	17,427	100.00

Compartment German Auto Loans 7
Monthly Investor Report



Rolls-Royce
Motor Cars Limited

Reporting Date	Aug 11, 2020			
Payment Date	Aug 20, 2020			
Period No	34			
Monthly Period	July 31, 2020			
Interest Period	From	July 20, 2020	to	Aug 20, 2020 = 31 days

26. Contracts Per Customer

Initial Portfolio

Group	Aggregate Principal Balance (in EUR)	Aggregate Principal Balance (in % of total)	Number of Contracts	Number of Contracts (in % of total)
1	1,018,379,438.01	94.71	55,690	95.73
2 - 4	50,359,193.50	4.68	2,194	3.77
5 - 7	1,300,446.96	0.12	59	0.10
8 - 10	106,131.77	0.01	16	0.03
> 10	5,154,675.09	0.48	217	0.37
Total	1,075,299,885.33	100.00	58,176	100.00

Portfolio as of: July 31, 2020

Group	Aggregate Outstanding Principal Balance (in EUR)	Aggregate Outstanding Principal Balance (in % of total)	Number of Contracts	Number of Contracts (in % of total)
1	167,426,687.93	98.59	17,249	98.98
2 - 4	2,306,934.07	1.36	168	0.96
5 - 7	82,838.80	0.05	10	0.06
8 - 10	0.00	0.00	0	0.00
> 10	0.00	0.00	0	0.00
Total	169,816,460.80	100.00	17,427	100.00

Compartment German Auto Loans 7
Monthly Investor Report



Rolls-Royce
Motor Cars Limited

Reporting Date	Aug 11, 2020		
Payment Date	Aug 20, 2020		
Period No	34		
Monthly Period	July 31, 2020		
Interest Period	From	July 20, 2020	to Aug 20, 2020 = 31 days

27. Amortisation

Initial Portfolio

Period	Principal Balance (in EUR)
	1,075,299,885.33
1	1,060,943,391.23
2	1,046,546,518.25
3	1,028,143,480.96
4	1,009,946,120.87
5	991,276,856.02
6	971,651,928.95
7	951,997,456.32
8	932,474,767.43
9	912,587,307.97
10	890,868,439.21
11	869,990,343.74
12	849,480,237.36
13	829,978,972.02
14	810,931,432.99
15	790,929,469.38
16	772,219,217.94
17	750,648,817.76
18	726,612,568.15
19	702,257,186.81
20	679,888,041.08
21	655,697,343.74
22	633,150,616.59
23	613,571,691.51
24	593,874,982.31
25	573,575,290.96
26	553,638,349.72
27	532,836,607.01
28	515,589,425.57
29	477,211,044.30

Current Portfolio

Period	Principal Balance in EUR	Reduction in EUR
	169,816,460.80	
1	161,659,519.97	8,156,940.83
2	156,790,781.54	4,868,738.43
3	151,613,548.76	5,177,232.78
4	146,227,774.13	5,385,774.63
5	140,542,932.44	5,684,841.69
6	135,088,690.17	5,454,242.27
7	120,347,750.00	14,740,940.17
8	102,192,697.45	18,155,052.55
9	87,031,060.66	15,161,636.79
10	72,360,413.41	14,670,647.25
11	55,034,158.32	17,326,255.09
12	52,468,454.27	2,565,704.05
13	50,164,917.95	2,303,536.32
14	47,545,430.12	2,619,487.83
15	45,378,797.00	2,166,633.12
16	43,313,797.13	2,064,999.87
17	41,586,113.57	1,727,683.56
18	39,822,163.14	1,763,950.43
19	32,784,768.55	7,037,394.59
20	23,590,761.16	9,194,007.39
21	15,864,026.21	7,726,734.95
22	8,265,622.85	7,598,403.36
23	4,468.83	8,261,154.02
24	100.32	4,368.51
25	0.00	100.32
26	0.00	0.00
27	0.00	0.00
28	0.00	0.00
29	0.00	0.00

Compartment German Auto Loans 7
Monthly Investor Report



Rolls-Royce
 Motor Cars Limited

Reporting Date	Aug 11, 2020		
Payment Date	Aug 20, 2020		
Period No	34		
Monthly Period	July 31, 2020		
Interest Period	From	July 20, 2020	to Aug 20, 2020 = 31 days

27. Amortisation

Initial Portfolio

Period	Principal Balance (in EUR)
30	425,194,308.95
31	378,332,531.28
32	336,316,528.85
33	289,247,873.94
34	280,298,657.42
35	271,916,844.49
36	263,687,868.36
37	254,598,533.08
38	244,763,914.79
39	234,739,277.31
40	225,614,638.49
41	199,638,859.87
42	170,229,127.29
43	145,192,330.37
44	121,255,944.52
45	93,869,705.18
46	89,405,174.31
47	85,501,055.08
48	81,172,434.65
49	77,410,499.88
50	73,828,614.72
51	70,432,279.34
52	67,340,372.25
53	55,044,094.06
54	39,464,117.62
55	26,196,870.79
56	13,694,526.94
57	11,530.21
58	4,318.90
59	1,770.62

Current Portfolio

Period	Principal Balance in EUR	Reduction in EUR
30	0.00	0.00
31	0.00	0.00
32	0.00	0.00
33	0.00	0.00
34	0.00	0.00
35	0.00	0.00
36	0.00	0.00
37	0.00	0.00
38	0.00	0.00
39	0.00	0.00
40	0.00	0.00
41	0.00	0.00
42	0.00	0.00
43	0.00	0.00
44	0.00	0.00
45	0.00	0.00
46	0.00	0.00
47	0.00	0.00
48	0.00	0.00
49	0.00	0.00
50	0.00	0.00
51	0.00	0.00
52	0.00	0.00
53	0.00	0.00
54	0.00	0.00
55	0.00	0.00
56	0.00	0.00
57	0.00	0.00
58	0.00	0.00
59	0.00	0.00

Compartment German Auto Loans 7
Monthly Investor Report



Rolls-Royce
 Motor Cars Limited

Reporting Date	Aug 11, 2020				
Payment Date	Aug 20, 2020				
Period No	34				
Monthly Period	July 31, 2020				
Interest Period	From	July 20, 2020	to	Aug 20, 2020	= 31 days

27. Amortisation

Initial Portfolio

Period	Principal Balance (in EUR)
60	0.00

Current Portfolio

Period	Principal Balance in EUR	Reduction in EUR
60	0.00	0.00

Compartment German Auto Loans 7
Monthly Investor Report



Rolls-Royce
 Motor Cars Limited

Reporting Date	Aug 11, 2020			
Payment Date	Aug 20, 2020			
Period No	34			
Monthly Period	July 31, 2020			
Interest Period	From	July 20, 2020	to	Aug 20, 2020 = 31 days

28. Priority of Payments

Priority of Payments*

Available Distribution Amount	+	19,664,493.05
Taxes	-	0.00
Trustee Payment	-	0.00
Senior Expenses	-	13,379.94
Swap Net Payment	-	12,163.86
Class A Interest	-	0.00
Class B Interest	-	64,840.83
Cash Reserve	-	5,380,000.00
Principal Class A	-	14,194,108.42
Principal Class B	-	0.00
Swap Termination Event	-	0.00
Subordinated Loan Interest	-	0.00
Subordinated Loan Principal	-	0.00
Seller	-	0.00

*all Amounts in EUR

Compartment German Auto Loans 7
Monthly Investor Report



Rolls-Royce
 Motor Cars Limited

Reporting Date	Aug 11, 2020			
Payment Date	Aug 20, 2020			
Period No	34			
Monthly Period	July 31, 2020			
Interest Period	From	July 20, 2020	to	Aug 20, 2020 = 31 days

29. Transaction Costs

	Class A	Class B	Subordinated Loan	Total
Senior Expenses				13,379.94
Interest accrued for the Period (in EUR)	0.00	64,840.83	3,469.95	68,310.78
Interest payments for the Period (in EUR)	0.00	64,840.83	0.00	64,840.83
Cumulative Interest Payments (in EUR)	375,000.00	2,169,061.68	0.00	2,544,061.68
Unpaid Interest for the Period (in EUR)	0.00	0.00	3,469.95	3,469.95
Cumulative Unpaid Interest (in EUR)	0.00	0.00	131,090.89	131,090.89

Compartment German Auto Loans 7
Monthly Investor Report



Rolls-Royce
Motor Cars Limited

Reporting Date	Aug 11, 2020				
Payment Date	Aug 20, 2020				
Period No	34				
Monthly Period	July 31, 2020				
Interest Period	From	July 20, 2020	to	Aug 20, 2020	= 31 days

30. Ratings

			Fitch	S&P	Moody's	DBRS
Notes - current ratings						
	Class A		AAA	N/A	Aaa	N/A
	Class B		N/A	N/A	N/A	N/A

			Fitch	S&P	Moody's	DBRS	Trigger Breached
Transaction Parties - current ratings							
	BMW AG	long term	N/A	A	A2	A high	no
		short term	N/A	A-1	P-1	N/A	no
Issuer Account Bank:	Bank of New York Mellon, Frankfurt Branch	long term	AA+	N/A	Aa1	N/A	no
		short term	F1+	N/A	P-1	N/A	no
Swap Provider:	Skandinaviska Enskilda Banken AB (publ)	long term	AA-	N/A	Aa2	N/A	no
		short term	F1+	N/A	P-1	N/A	no
Calculation Agent:	Bank of New York Mellon, London Branch	long term	AA+	N/A	Aa1	N/A	no
		short term	F1+	N/A	P-1	N/A	no
Trustee:	BNY Mellon Corporate Trustee Services Limited	long term	AA+	N/A	Aa1	N/A	no
		short term	F1+	N/A	P-1	N/A	no

			Fitch	S&P	Moody's	DBRS
Transaction Parties - required ratings						
	BMW AG	long term	N/A	N/A	A2	N/A
		short term	N/A	N/A	P-1	N/A
Issuer Account Bank:	Bank of New York Mellon, Frankfurt Branch	long term	A	N/A	A2	N/A
		short term	F1	N/A	P-1	N/A
Swap Provider:	Skandinaviska Enskilda Banken AB (publ)	long term	A	N/A	A2	N/A
		short term	F1	N/A	P-1	N/A

Compartment German Auto Loans 7
Monthly Investor Report



Rolls-Royce
 Motor Cars Limited

Reporting Date	Aug 11, 2020		
Payment Date	Aug 20, 2020		
Period No	34		
Monthly Period	July 31, 2020		
Interest Period	From	July 20, 2020	to Aug 20, 2020 = 31 days

31. Swap Counterparty Data

Swap Counterparty Data	
Swap counterparty provider	Skandinaviska Enskilda Banken AB (publ)
Swap termination event	No

Swap Data	
Swap type	Fixed floating interest rate swap
Notional amount (in EUR)	61,150,504.62
Fixed rate (in %)	-0.2790
Floating rate (Euribor in %)	-0.5010
Net swap payments (in EUR) (- from SPV / + to SPV)	-12,163.86