



Bavarian Sky S.A., Compartment German Auto Loans 7

Monthly Investor Report - February 2020

**BMW
GROUP**



Rolls-Royce
Motor Cars Limited

Compartment German Auto Loans 7

Monthly Investor Report

BMW
GROUP



Rolls-Royce
Motor Cars Limited

Reporting Date	Mar 11, 2020
Payment Date	Mar 20, 2020
Period No	29
Monthly Period	Feb 29, 2020
Interest Period	From Feb 20, 2020 to Mar 20, 2020 = 29 days

Index

1. Contact Information
2. Reporting Contact Details
3. Counterparty History
4. Overview Dates
5. Portfolio Information
6. Reserves
7. Performance Data
8. Defaulted Amount & Recovery Amount
9. Defaulted Amount & Recovery Amount - Loan Level Data
10. Outstanding Note Balance
11. Original Principal Balance
12. Aggregate Principal Balance
13. Aggregate Outstanding Principal Balance
14. Down Payments
15. Borrower Concentration
16. Geographical Distribution
17. Car Type & Customer Group
18. Delinquencies
19. Seasoning
20. Remaining Term
21. Original Term
22. Vehicle Class
23. Payment Type
24. Interest Rates
25. Credit Type
26. Contracts per Customer
27. Amortisation
28. Priority of Payments
29. Transaction Costs
30. Ratings
31. Swap Counterparty Data

Compartment German Auto Loans 7
Monthly Investor Report

BMW
GROUP



Rolls-Royce
Motor Cars Limited

Reporting Date	Mar 11, 2020
Payment Date	Mar 20, 2020
Period No	29
Monthly Period	Feb 29, 2020
Interest Period	From Feb 20, 2020 to Mar 20, 2020 = 29 days

1. Contact Information

Transaction Parties

Issuer:

Bavarian Sky S.A.

Acting in respect of its Compartment German Auto Loans 7
2a, rue Nicolas Bové
L-1253 Luxembourg
Luxembourg
Attn.: Valérie Schleimer
valerie.schleimer@intertrustgroup.com
+352 26 4491

Corporate Administrator:

Intertrust (Luxembourg) S.à r.l.

6, Rue Eugène Ruppert
L-2453 Luxembourg
Luxembourg
Attn.: BUO - Capital Markets
LU-BavarianSky@intertrustgroup.com
+352 26 44 91

Originator/Servicer:

BMW Bank GmbH

Lilienthalallee 26
80939 Munich
Germany
Attn.: Antoun Zakhour
abs.bmwgroup@bmw.de
+49-89-382-61467
Attn.: Michael Dalchow
abs.bmwgroup@bmw.de
+49-89-382-53070

Compartment German Auto Loans 7
Monthly Investor Report

BMW
GROUP



Rolls-Royce
Motor Cars Limited

Reporting Date	Mar 11, 2020
Payment Date	Mar 20, 2020
Period No	29
Monthly Period	Feb 29, 2020
Interest Period	From Feb 20, 2020 to Mar 20, 2020 = 29 days

1. Contact Information

Transaction Parties

Calculation Agent/Paying Agent/

Bank of New York Mellon, London Branch

One Canada Square
E14 5AL London
United Kingdom
Attn.: Corporate Trust Administration
BNYM.structured.finance.team.8@bnymellon.com

Trustee:

BNY Mellon Corporate Trustee Services Limited

One Canada Square
E14 5AL London
United Kingdom
Attn.: Corporate Trust Administration
BNYM.structured.finance.team.8@bnymellon.com

Issuer Account Bank:

Bank of New York Mellon, Frankfurt Branch

Friedrich-Ebert-Anlage 49, Messeturm
60327 Frankfurt am Main
Germany
Attn.: Corporate Trust Administrator
BNYM.Structured.Finance.Team.8@bnymellon.com

Compartment German Auto Loans 7
Monthly Investor Report

BMW
GROUP



Rolls-Royce
Motor Cars Limited

Reporting Date	Mar 11, 2020
Payment Date	Mar 20, 2020
Period No	29
Monthly Period	Feb 29, 2020
Interest Period	From Feb 20, 2020 to Mar 20, 2020 = 29 days

1. Contact Information

Transaction Parties

Data Trustee:

Bank of New York Mellon, Frankfurt Branch
Friedrich-Ebert-Anlage 46, Messeturm
60327 Frankfurt am Main
Germany
Attn.: Corporate Trust Administration
BNYM.structured.finance.team.8@bnymellon.com

Swap Counterparty:

Skandinaviska Enskilda Banken AB (publ)
Kungsträdgårdsgatan 8
SE-106 40 Stockholm
Sweden
docunit@seb.se

Rating Agencies:

Fitch Ratings Ltd
30 North Colonnade, Canary Wharf
E14 5GN London
United Kingdom
ABSsurveillance@fitchratings.com

Moody's Deutschland GmbH
An der Welle 5
60322 Frankfurt am Main
Germany
monitor.abs@moodys.com

Compartment German Auto Loans 7
Monthly Investor Report

BMW
GROUP



Rolls-Royce
Motor Cars Limited

Reporting Date	Mar 11, 2020
Payment Date	Mar 20, 2020
Period No	29
Monthly Period	Feb 29, 2020
Interest Period	From Feb 20, 2020 to Mar 20, 2020 = 29 days

2. Reporting Contact Details

Contact for Servicer Report (Portfolio related information in Investor Report)

Contact for Investor Reporting:

BMW Bank GmbH

Lilienthalallee 26
80939 Munich
Germany
Attn.: Antoun Zakhour
abs.bmwgroup@bmw.de
+49-89-382-61467

Attn.: Michael Dalchow
abs.bmwgroup@bmw.de
+49-89-382-53070

Calculation Agent:

Bank of New York Mellon, London Branch

One Canada Square
E14 5AL London
United Kingdom
Attn. Corporate Trust Administration
BNYM.structured.finance.team.8@bnymellon.com

Compartment German Auto Loans 7
Monthly Investor Report

BMW
GROUP



Rolls-Royce
Motor Cars Limited

Reporting Date	Mar 11, 2020
Payment Date	Mar 20, 2020
Period No	29
Monthly Period	Feb 29, 2020
Interest Period	From Feb 20, 2020 to Mar 20, 2020 = 29 days

3. Counterparty History

Replacement Party to be added if applicable

Compartment German Auto Loans 7
Monthly Investor Report



Rolls-Royce
 Motor Cars Limited

Reporting Date	Mar 11, 2020			
Payment Date	Mar 20, 2020			
Period No	29			
Monthly Period	Feb 29, 2020			
Interest Period	From	Feb 20, 2020	to	Mar 20, 2020 = 29 days

4. Overview Dates

Initial Cut-Off Date:	30/09/2017		
Issue Date:	18/10/2017	Legal Maturity Date:	20/10/2024
Reporting Date	11/03/2020		
Investor Reporting Date	18/03/2020		
Interest Determination Date	18/02/2020		
Reporting Frequency:	monthly		
Monthly Period No. (since Issue Date):	29	(since Issue Date)	
Payment Date:	20/03/2020		
Next Payment Date	20/04/2020		
Monthly Period:	01/02/2020	until	29/02/2020

Compartment German Auto Loans 7
Monthly Investor Report



Rolls-Royce
Motor Cars Limited

Reporting Date	Mar 11, 2020			
Payment Date	Mar 20, 2020			
Period No	29			
Monthly Period	Feb 29, 2020			
Interest Period	From	Feb 20, 2020	to	Mar 20, 2020 = 29 days

5. Portfolio Information

Outstanding receivables in EUR	current period Aggregate outstanding principal balance	prior period Aggregate outstanding principal balance
Beginning of period in EUR	349,481,921.98	369,661,913.60
Scheduled principal payments in EUR	21,920,713.79	11,573,080.16
Prepayment* principal in EUR	6,336,731.51	7,683,875.62
Prepayments* number of contracts	458	548
Repurchases* principal in EUR	971,659.14	777,733.07
Repurchases* number of contracts	47	54
Total principal collections in EUR	29,229,104.44	20,034,688.85
Total interest collections in EUR	877,827.97	935,139.91
Defaulted Amounts in EUR	194,372.47	314,923.92
Recoveries in EUR	109,961.36	169,621.15
Late Recoveries in EUR	23,688.94	33,315.20
End of Period in EUR	320,168,406.43	349,481,921.98
Current prepayment rate (annualised) in %	20.90	22.92

* Prepayments are defined as all contracts that are early settled by the borrower and repurchases are defined as all contracts that are repurchased due to modification of contract.

Compartment German Auto Loans 7
Monthly Investor Report



Rolls-Royce
Motor Cars Limited

Reporting Date	Mar 11, 2020			
Payment Date	Mar 20, 2020			
Period No	29			
Monthly Period	Feb 29, 2020			
Interest Period	From	Feb 20, 2020	to	Mar 20, 2020 = 29 days

6. Reserves

Aggregate outstanding notes balance

Initial outstanding notes balance in EUR 1,075,300,000.00

Cash Reserve	in EUR
Outstanding cash reserve beginning of period	5,380,000.00
Interest on cash reserve - previous period	0.00
Required cash reserve	5,380,000.00
Outstanding cash reserve end of period	5,380,000.00

Triggers*								
Reserves	Current ratio	Trigger	Required Rating BMW AG				Trigger Breach	
			Fitch	S&P	Moody's	DBRS		
Commingling Reserve			Long Term	A	N/A	A2	N/A	no
			Short Term	F1	N/A	P-1	N/A	no

* Breach of one of these triggers in conjunction with any other event as set out in the Servicing Agreement and/or the Receivables Purchase Agreement will oblige BMW Bank GmbH to post additional cash collateral. The Reserves will be adjusted on a monthly basis and shall be deposited in the Issuer Account and exclusively reserved to cover risks.

Commingling Reserve	in EUR
Outstanding Commingling Reserve end of period	0.00

Set-Off Risk (current ratio): 0,01%

Compartment German Auto Loans 7
Monthly Investor Report



Rolls-Royce
 Motor Cars Limited

Reporting Date	Mar 11, 2020		
Payment Date	Mar 20, 2020		
Period No	29		
Monthly Period	Feb 29, 2020		
Interest Period	From	Feb 20, 2020	to Mar 20, 2020 = 29 days

7. Performance Data

Aggregate outstanding notes balance

Beginning of period (in EUR)	304,955,172.06
End of period (in EUR)	274,920,818.13

Ratios

31- 60 days past due	(in EUR)	(in %)
31- 60 days past due period before previous period	779,803.60	0.21
31- 60 days past due previous period	894,926.13	0.26
31- 60 days past due current period	588,464.39	0.18

61- 90 days past due	(in EUR)	(in %)
61- 90 days past due period before previous period	377,026.15	0.10
61- 90 days past due previous period	325,572.66	0.09
61- 90 days past due current period	276,632.53	0.09

Cumulative net loss ratio	Current ratio
Cumulative net loss ratio (in %)	0.34

Compartment German Auto Loans 7
Monthly Investor Report



Rolls-Royce
 Motor Cars Limited

Reporting Date	Mar 11, 2020			
Payment Date	Mar 20, 2020			
Period No	29			
Monthly Period	Feb 29, 2020			
Interest Period	From	Feb 20, 2020	to	Mar 20, 2020 = 29 days

7. Performance Data

Performance data	
Number of contracts being 31 - 60 days delinquent	39
Number of contracts being 61 - 90 days delinquent	16
Balance of contracts being 31 - 60 days delinquent (in EUR)	588,464.39
Balance of contracts being 61 - 90 days delinquent (in EUR)	276,632.53
Defaulted amounts (in EUR)	194,372.47
Cumulative defaulted amounts (in EUR)	7,766,429.75
Recoveries (in EUR)	109,961.36
Cumulative recoveries (in EUR)	4,077,370.80

Compartment German Auto Loans 7
Monthly Investor Report



Rolls-Royce
Motor Cars Limited

Reporting Date	Mar 11, 2020			
Payment Date	Mar 20, 2020			
Period No	29			
Monthly Period	Feb 29, 2020			
Interest Period	From	Feb 20, 2020	to	Mar 20, 2020 = 29 days

8. Defaulted Amount & Recovery Amount

(as at end of Monthly Period)

Collection Period	No. of Defaulted Agreements in Collection Period	Defaulted Amount in Collection Period (in EUR)	Cumulative Defaulted Amount since Initial Cut-Off Date (in EUR)	Cumulative Amount of Purchased Receivables (in EUR)	Cumulative Default Ratio (in %)	Recovery Amount in Collection Period (in EUR)	Cumulative Recoveries since Initial Cut-Off Date (in EUR)	Cumulative Net Losses (in EUR)	Cumulative Net Loss Ratio (in %)
Sept - 17	0	n/a	n/a	1,075,299,885.33	n/a	n/a	n/a	n/a	n/a
Oct - 17	12	62.01	62.01	1,075,299,885.33	0.00	0.00	0.00	62.01	0.00
Nov - 17	18	79.32	141.33	1,075,299,885.33	0.00	0.00	0.00	141.33	0.00
Dec - 17	17	65.10	206.43	1,075,299,885.33	0.00	0.00	0.00	206.43	0.00
Jan - 18	20	87,506.96	87,713.39	1,075,299,885.33	0.01	51,683.18	51,683.18	36,030.21	0.00
Feb - 18	18	84,172.99	171,886.38	1,075,299,885.33	0.02	61,520.07	113,203.25	58,683.13	0.01
Mar - 18	14	129,057.18	300,943.56	1,075,299,885.33	0.03	61,859.37	175,062.62	125,880.94	0.01
Apr - 18	22	83,113.92	384,057.48	1,075,299,885.33	0.04	41,694.28	216,756.90	167,300.58	0.02
May - 18	24	267,416.46	651,473.94	1,075,299,885.33	0.06	114,363.34	331,120.24	320,353.70	0.03
June - 18	25	327,360.95	978,834.89	1,075,299,885.33	0.09	162,353.97	493,474.21	485,360.68	0.05
July - 18	20	245,137.39	1,223,972.28	1,075,299,885.33	0.11	136,969.99	630,444.20	593,528.08	0.06
Aug - 18	34	471,551.50	1,695,523.78	1,075,299,885.33	0.16	269,691.87	900,136.07	795,387.71	0.07
Sept - 18	24	368,588.76	2,064,112.54	1,075,299,885.33	0.19	222,746.68	1,122,882.75	941,229.79	0.09
Oct - 18	37	416,112.35	2,480,224.89	1,075,299,885.33	0.23	240,505.93	1,363,388.68	1,116,836.21	0.10
Nov - 18	31	236,693.50	2,716,918.39	1,075,299,885.33	0.25	113,001.36	1,476,390.04	1,240,528.35	0.12
Dec - 18	20	317,952.16	3,034,870.55	1,075,299,885.33	0.28	109,040.43	1,585,430.47	1,449,440.08	0.13
Jan - 19	37	253,107.72	3,287,978.27	1,075,299,885.33	0.31	132,610.79	1,718,041.26	1,569,937.01	0.15
Feb - 19	28	207,238.41	3,495,216.68	1,075,299,885.33	0.33	94,566.91	1,812,608.17	1,682,608.51	0.16
Mar - 19	39	473,376.34	3,968,593.02	1,075,299,885.33	0.37	283,971.38	2,096,579.55	1,872,013.47	0.17
Apr - 19	35	338,051.22	4,306,644.24	1,075,299,885.33	0.40	164,327.47	2,260,907.02	2,045,737.22	0.19
May - 19	49	439,713.54	4,746,357.78	1,075,299,885.33	0.44	238,073.17	2,498,980.19	2,247,377.59	0.21
June - 19	19	313,280.11	5,059,637.89	1,075,299,885.33	0.47	186,962.51	2,685,942.70	2,373,695.19	0.22
July - 19	34	312,975.80	5,372,613.69	1,075,299,885.33	0.50	151,618.48	2,837,561.18	2,535,052.51	0.24
Aug - 19	39	527,047.82	5,899,661.51	1,075,299,885.33	0.55	269,347.16	3,106,908.34	2,792,753.17	0.26
Sept - 19	33	316,972.54	6,216,634.05	1,075,299,885.33	0.58	134,929.97	3,241,838.31	2,974,795.74	0.28
Oct - 19	28	351,031.23	6,567,665.28	1,075,299,885.33	0.61	198,908.70	3,440,747.01	3,126,918.27	0.29
Nov - 19	34	453,402.88	7,021,068.16	1,075,299,885.33	0.65	263,127.94	3,703,874.95	3,317,193.21	0.31
Dec - 19	35	236,065.20	7,257,133.36	1,075,299,885.33	0.67	93,913.34	3,797,788.29	3,459,345.07	0.32
Jan - 20	29	314,923.92	7,572,057.28	1,075,299,885.33	0.70	169,621.15	3,967,409.44	3,604,647.84	0.34
Feb - 20	26	194,372.47	7,766,429.75	1,075,299,885.33	0.72	109,961.36	4,077,370.80	3,689,058.95	0.34

Compartment German Auto Loans 7
Monthly Investor Report



Rolls-Royce
Motor Cars Limited

Reporting Date	Mar 11, 2020			
Payment Date	Mar 20, 2020			
Period No	29			
Monthly Period	Feb 29, 2020			
Interest Period	From	Feb 20, 2020	to	Mar 20, 2020 = 29 days

9. Defaulted Amount & Recovery Amount - Loan Level Data*

	Month / Year of Default	Month / Year of Loan Origination	Principal Balance (Initial in EUR)	Principal Balance of Loan at Default (in EUR)	Recovery Total (in EUR)	Principal Balance End of Period (in EUR)	Object Type (new / used)	Vehicle Series	Customer Type (private / commercial)	Out of Deal (Month / Year)
1	Jan - 18	Sept - 14	16,351.13	16,351.13	11,175.98	5,175.15	Used	5 Series	Commercial	
2	Jan - 18	Feb - 16	15,652.00	15,652.00	8,219.59	7,432.41	Used	X1 Series	Commercial	
3	Jan - 18	May - 17	38,255.90	37,796.02	37,796.02	0.00	Used	5 Series	Commercial	
4	Feb - 18	July - 16	26,755.60	26,145.58	15,419.35	10,726.23	Used	5 Series	Commercial	
5	Feb - 18	Feb - 17	9,447.90	9,295.57	8,097.14	1,198.43	Used	Other BMW Group	Private	
6	Feb - 18	Aug - 16	12,385.40	361.40	-12.84	374.24	Used	MINI	Commercial	
7	Mar - 18	June - 17	7,754.36	7,672.08	7,672.08	0.00	New	3 Series	Commercial	
8	Mar - 18	Feb - 17	27,414.41	12,056.53	888.06	11,168.47	Used	5 Series	Commercial	
9	Mar - 18	June - 17	61,865.07	61,865.07	12,865.25	48,999.82	New	7 Series	Commercial	
10	Apr - 18	May - 17	33,020.68	16,725.26	1,488.13	15,237.13	Used	5 Series	Commercial	
11	May - 18	Jan - 16	21,138.17	20,707.29	12,795.45	7,911.84	New	2 Series	Commercial	
12	May - 18	Mar - 17	25,856.04	12,152.61	0.00	12,152.61	Used	X5 Series	Commercial	
13	May - 18	Mar - 17	66,717.12	66,557.12	51,279.48	15,277.64	New	X6 Series	Commercial	
14	May - 18	Apr - 16	20,929.31	20,385.90	12,193.09	8,192.81	New	2 Series	Commercial	
15	May - 18	June - 17	18,307.55	17,407.53	13,418.87	3,988.66	Used	7 Series	Commercial	
16	May - 18	Feb - 17	10,502.59	9,919.52	7,800.92	2,118.60	Used	MINI	Private	
17	May - 18	May - 17	51,041.47	19,980.05	-54.55	20,034.60	Used	X6 Series	Commercial	
18	May - 18	June - 17	37,045.24	34,446.44	19,156.74	15,289.70	Used	7 Series	Commercial	
19	May - 18	Sept - 15	18,305.20	16,940.56	11,761.26	5,179.30	New	1 Series	Private	
20	May - 18	Feb - 17	23,033.85	20,900.66	16,415.17	4,485.49	New	3 Series	Commercial	
21	June - 18	June - 16	24,340.07	23,322.85	16,856.57	6,466.28	Used	X5 Series	Commercial	
22	June - 18	Dec - 15	28,372.42	25,452.38	0.00	25,452.38	Used	X3 Series	Commercial	
23	June - 18	Dec - 16	26,532.31	25,907.47	12,598.12	13,309.35	Used	1 Series	Commercial	
24	June - 18	June - 17	23,633.84	22,611.14	12,624.08	9,987.06	Used	X3 Series	Private	
25	June - 18	May - 17	35,563.19	34,218.47	34,218.47	0.00	Used	4 Series	Commercial	
26	June - 18	May - 16	35,814.39	33,496.35	19,435.00	14,061.35	New	2 Series	Private	
27	June - 18	Nov - 14	23,535.49	23,085.05	2,993.07	20,091.98	Used	5 Series	Commercial	
28	July - 18	Mar - 17	19,927.47	19,346.42	19,346.42	0.00	New	3 Series	Commercial	
29	July - 18	Mar - 17	34,988.88	34,586.11	18,403.94	16,182.17	Used	5 Series	Commercial	
30	July - 18	Jan - 17	28,522.72	28,007.56	0.00	28,007.56	Used	X5 Series	Commercial	
31	July - 18	June - 14	13,592.72	12,259.74	5,990.07	6,269.67	Used	1 Series	Commercial	
32	July - 18	July - 16	28,419.61	28,114.57	0.00	28,114.57	New	MINI	Commercial	
33	July - 18	May - 16	34,023.99	30,600.34	13,450.45	17,149.89	Used	7 Series	Commercial	
34	Aug - 18	Aug - 15	24,999.79	23,017.72	17,680.97	5,336.75	New	2 Series	Private	
35	Aug - 18	Apr - 15	962.41	726.59	352.44	374.15	Used	Non BMW Group (incl. Motorcycles)	Private	
36	Aug - 18	Apr - 17	16,845.57	16,217.29	0.00	16,217.29	Used	X5 Series	Commercial	

Compartment German Auto Loans 7
Monthly Investor Report



Rolls-Royce
Motor Cars Limited

Reporting Date	Mar 11, 2020			
Payment Date	Mar 20, 2020			
Period No	29			
Monthly Period	Feb 29, 2020			
Interest Period	From	Feb 20, 2020	to	Mar 20, 2020 = 29 days

9. Defaulted Amount & Recovery Amount - Loan Level Data*

	Month / Year of Default	Month / Year of Loan Origination	Principal Balance (Initial in EUR)	Principal Balance of Loan at Default (in EUR)	Recovery Total (in EUR)	Principal Balance End of Period (in EUR)	Object Type (new / used)	Vehicle Series	Customer Type (private / commercial)	Out of Deal (Month / Year)
37	Aug - 18	Nov - 16	36,644.59	33,513.92	19,222.23	14,291.69	Used	5 Series	Commercial	
38	Aug - 18	Mar - 17	10,482.03	9,302.52	5,869.68	3,432.84	Used	1 Series	Commercial	
39	Aug - 18	May - 17	25,352.83	19,045.67	19,045.67	0.00	Used	5 Series	Commercial	
40	Aug - 18	July - 16	73,943.14	70,559.52	44,635.44	25,924.08	New	7 Series	Commercial	
41	Aug - 18	Sept - 13	17,269.90	15,987.38	9,959.22	6,028.16	Used	3 Series	Private	
42	Aug - 18	Dec - 16	52,254.96	49,582.81	35,265.10	14,317.71	New	Non BMW Group (incl. Motorcycles)	Commercial	
43	Aug - 18	Mar - 17	14,042.31	13,825.55	928.88	12,896.67	Used	Non BMW Group (incl. Motorcycles)	Commercial	
44	Aug - 18	Oct - 16	50,943.75	48,088.32	27,713.71	20,374.61	New	X4 Series	Commercial	
45	Aug - 18	May - 16	36,849.12	33,470.06	27,691.12	5,778.94	New	3 Series	Commercial	
46	Aug - 18	Jan - 15	1,348.70	238.79	238.79	0.00	Used	MINI	Private	
47	Aug - 18	June - 12	22,127.86	20,890.96	4,438.92	16,452.04	Used	X5 Series	Commercial	
48	Aug - 18	June - 17	15,492.00	15,149.88	7,128.45	8,021.43	Used	3 Series	Commercial	
49	Aug - 18	Feb - 17	22,045.68	19,961.05	13,020.83	6,940.22	Used	3 Series	Private	
50	Sept - 18	Feb - 16	23,789.44	21,268.29	12,380.90	8,887.39	Used	3 Series	Commercial	
51	Sept - 18	Apr - 17	30,861.96	30,074.79	29,771.31	303.48	Used	4 Series	Private	
52	Sept - 18	Nov - 14	10,964.80	1,876.72	-114.56	1,991.28	New	3 Series	Commercial	
53	Sept - 18	Jan - 17	17,266.21	15,587.24	8,331.95	7,255.29	Used	3 Series	Commercial	
54	Sept - 18	Dec - 16	27,134.97	25,521.34	11,103.59	14,417.75	Used	X3 Series	Commercial	
55	Sept - 18	Apr - 17	40,651.37	37,478.29	28,030.52	9,447.77	New	Non BMW Group (incl. Motorcycles)	Commercial	
56	Sept - 18	May - 15	12,381.23	1,639.44	-1,581.39	3,220.83	Used	5 Series	Commercial	
57	Sept - 18	Mar - 17	35,948.64	33,707.15	19,804.65	13,902.50	New	X1 Series	Commercial	
58	Sept - 18	July - 16	17,900.94	16,271.01	1,180.36	15,090.65	Used	X5 Series	Commercial	
59	Sept - 18	Mar - 17	39,928.94	38,639.19	0.00	38,639.19	Used	7 Series	Commercial	
60	Oct - 18	Jan - 17	13,430.72	12,385.79	5,873.82	6,511.97	Used	Non BMW Group (incl. Motorcycles)	Commercial	
61	Oct - 18	Feb - 17	20,573.50	18,460.91	11,167.07	7,293.84	Used	MINI	Private	
62	Oct - 18	Feb - 17	27,603.66	8,701.87	-78.77	8,780.64	New	X1 Series	Commercial	
63	Oct - 18	Mar - 16	6,183.18	2,086.32	2,086.32	0.00	Used	Non BMW Group (incl. Motorcycles)	Private	
64	Oct - 18	Mar - 17	39,194.73	38,167.88	27,782.27	10,385.61	New	4 Series	Commercial	
65	Oct - 18	Oct - 16	29,281.64	24,521.37	24,521.37	0.00	Used	7 Series	Commercial	
66	Oct - 18	Mar - 15	13,169.45	13,169.45	7,476.33	5,693.12	New	1 Series	Private	
67	Oct - 18	Apr - 17	43,365.26	39,880.05	28,337.26	11,542.79	New	Non BMW Group (incl. Motorcycles)	Commercial	
68	Oct - 18	Nov - 13	27,226.06	10,913.85	-111.68	11,025.53	Used	5 Series	Commercial	
69	Oct - 18	Apr - 17	34,672.56	33,209.52	18,084.32	15,125.20	New	2 Series	Commercial	
70	Nov - 18	June - 17	28,132.42	19,411.55	0.00	19,411.55	New	4 Series	Commercial	
71	Nov - 18	Apr - 15	3,286.87	410.55	410.55	0.00	Used	Non BMW Group (incl. Motorcycles)	Commercial	
72	Nov - 18	Apr - 15	11,277.93	8,532.81	4,919.04	3,613.77	New	MINI	Private	

Compartment German Auto Loans 7
Monthly Investor Report



Rolls-Royce
Motor Cars Limited

Reporting Date	Mar 11, 2020		
Payment Date	Mar 20, 2020		
Period No	29		
Monthly Period	Feb 29, 2020		
Interest Period	From	Feb 20, 2020	to Mar 20, 2020 = 29 days

9. Defaulted Amount & Recovery Amount - Loan Level Data*

	Month / Year of Default	Month / Year of Loan Origination	Principal Balance (Initial in EUR)	Principal Balance of Loan at Default (in EUR)	Recovery Total (in EUR)	Principal Balance End of Period (in EUR)	Object Type (new / used)	Vehicle Series	Customer Type (private / commercial)	Out of Deal (Month / Year)
73	Nov - 18	June - 17	28,721.22	25,245.75	14,454.02	10,791.73	Used	X5 Series	Private	
74	Nov - 18	May - 17	14,983.47	14,829.76	11,613.48	3,263.01	New	Other BMW Group	Private	
75	Nov - 18	Feb - 17	19,903.16	19,342.05	0.00	19,342.05	Used	X3 Series	Private	
76	Dec - 18	June - 17	20,764.48	18,819.41	16,948.52	1,870.89	Used	5 Series	Private	
77	Dec - 18	May - 17	29,178.48	21,981.81	21,981.81	0.00	Used	7 Series	Commercial	
78	Dec - 18	May - 14	2,499.54	1,554.37	1,463.40	90.97	Used	Non BMW Group (incl. Motorcycles)	Private	
79	Dec - 18	Oct - 16	49,043.72	45,194.50	33,962.02	11,232.48	New	2 Series	Commercial	
80	Dec - 18	Sept - 13	10,133.43	8,795.55	2,960.21	5,835.34	Used	MINI	Commercial	
81	Dec - 18	July - 15	25,141.85	21,795.24	17,832.96	3,962.28	New	2 Series	Private	
82	Dec - 18	Sept - 16	46,956.82	44,743.91	154.76	44,744.88	New	4 Series	Commercial	
83	Dec - 18	June - 17	76,861.51	68,784.19	27,367.16	41,417.03	New	5 Series	Commercial	
84	Dec - 18	Apr - 15	12,721.07	11,603.67	0.00	11,603.67	Used	1 Series	Private	
85	Dec - 18	May - 14	27,334.10	24,644.53	0.00	24,644.53	Used	X6 Series	Private	
86	Jan - 19	May - 17	19,787.47	18,397.85	0.00	18,397.85	Used	1 Series	Private	
87	Jan - 19	Oct - 15	10,421.90	8,647.75	8,021.97	625.78	Used	1 Series	Commercial	
88	Jan - 19	Feb - 17	12,958.05	9,890.86	5,666.94	4,223.92	Used	Non BMW Group (incl. Motorcycles)	Commercial	
89	Jan - 19	Feb - 17	31,982.53	29,736.84	0.00	29,736.84	Used	7 Series	Commercial	
90	Jan - 19	Nov - 16	23,753.51	11,899.67	196.21	11,703.46	New	2 Series	Private	
91	Jan - 19	Jan - 15	17,225.98	14,746.15	14,746.15	0.00	Used	MINI	Private	
92	Jan - 19	Jan - 17	10,254.95	6,028.79	6,028.79	0.00	Used	1 Series	Private	
93	Jan - 19	Apr - 17	17,964.30	14,568.40	9,768.94	4,799.46	Used	X1 Series	Private	
94	Jan - 19	Mar - 17	22,839.49	21,087.77	13,047.80	8,039.97	New	MINI	Commercial	
95	Jan - 19	Dec - 15	7,603.49	6,888.56	2,986.51	3,902.05	New	Non BMW Group (incl. Motorcycles)	Commercial	
96	Jan - 19	Nov - 16	13,749.59	12,764.39	0.00	12,794.13	New	MINI	Private	
97	Feb - 19	May - 17	39,995.67	34,454.72	16,848.08	17,606.64	Used	5 Series	Commercial	
98	Feb - 19	July - 15	20,460.64	18,575.16	7,252.55	11,322.61	Used	1 Series	Private	
99	Feb - 19	Mar - 17	15,275.58	6,892.99	312.58	6,580.41	Used	MINI	Commercial	
100	Feb - 19	May - 17	2,691.94	1,695.13	1,695.13	0.00	Used	3 Series	Commercial	
101	Feb - 19	July - 15	2,676.73	778.17	778.17	0.00	Used	MINI	Private	
102	Feb - 19	Nov - 16	28,774.12	25,291.52	14,925.34	10,366.18	New	3 Series	Commercial	
103	Feb - 19	Sept - 16	20,979.10	19,508.87	13,831.03	5,677.84	New	3 Series	Commercial	
104	Feb - 19	July - 15	26,544.50	23,255.73	13,305.54	9,950.19	New	2 Series	Private	
105	Mar - 19	Aug - 15	13,139.33	1,968.15	1,968.15	0.00	Used	1 Series	Private	
106	Mar - 19	May - 17	47,695.94	41,509.08	23,024.60	18,484.48	New	X1 Series	Commercial	
107	Mar - 19	Feb - 17	8,780.57	7,596.87	0.00	7,596.87	Used	MINI	Commercial	
108	Mar - 19	Feb - 16	19,464.00	3,702.92	-224.96	3,927.88	Used	5 Series	Commercial	

Compartment German Auto Loans 7
Monthly Investor Report



Rolls-Royce
Motor Cars Limited

Reporting Date	Mar 11, 2020			
Payment Date	Mar 20, 2020			
Period No	29			
Monthly Period	Feb 29, 2020			
Interest Period	From	Feb 20, 2020	to	Mar 20, 2020 = 29 days

9. Defaulted Amount & Recovery Amount - Loan Level Data*

	Month / Year of Default	Month / Year of Loan Origination	Principal Balance (Initial in EUR)	Principal Balance of Loan at Default (in EUR)	Recovery Total (in EUR)	Principal Balance End of Period (in EUR)	Object Type (new / used)	Vehicle Series	Customer Type (private / commercial)	Out of Deal (Month / Year)
109	Mar - 19	June - 17	40,967.63	36,937.11	10,287.35	26,649.76	New	2 Series	Private	
110	Mar - 19	Apr - 14	23,700.61	17,307.23	10,176.64	7,308.35	Used	7 Series	Commercial	
111	Mar - 19	Apr - 17	32,869.57	27,691.71	15,825.44	11,866.27	Used	3 Series	Commercial	
112	Mar - 19	June - 17	21,633.42	19,505.74	7,900.00	11,605.74	Used	5 Series	Private	
113	Mar - 19	June - 17	27,451.10	22,903.83	15,021.45	7,882.77	Used	5 Series	Commercial	
114	Apr - 19	May - 17	26,858.21	22,979.72	14,477.90	8,529.22	Used	5 Series	Commercial	
115	Apr - 19	Sept - 15	54,212.19	4,900.88	2,515.34	2,385.54	New	X6 Series	Commercial	
116	Apr - 19	Sept - 16	14,320.79	13,398.30	0.00	13,398.30	Used	Non BMW Group (incl. Motorcycles)	Commercial	
117	Apr - 19	Sept - 16	37,005.06	31,095.19	16,735.15	14,360.04	New	5 Series	Commercial	
118	Apr - 19	Mar - 17	19,345.54	16,354.78	7,130.45	9,270.63	Used	5 Series	Commercial	
119	Apr - 19	June - 17	68,976.15	61,070.90	47,035.21	14,035.69	New	3 Series	Commercial	
120	Apr - 19	June - 17	36,061.97	33,276.79	23,446.02	9,830.77	Used	X5 Series	Commercial	
121	May - 19	Oct - 13	16,570.07	12,821.23	0.00	12,821.23	Used	Non BMW Group (incl. Motorcycles)	Commercial	
122	May - 19	Oct - 15	19,932.95	15,989.37	15,989.37	0.00	New	1 Series	Private	
123	May - 19	Mar - 17	24,173.67	8,760.60	82.49	8,678.11	New	2 Series	Commercial	
124	May - 19	Mar - 17	20,688.97	16,111.75	11,644.89	4,466.86	Used	MINI	Private	
125	May - 19	Mar - 16	21,700.02	14,128.09	0.00	14,128.09	New	5 Series	Commercial	
126	May - 19	Feb - 17	33,768.80	23,575.42	46.05	23,529.37	New	2 Series	Commercial	
127	May - 19	Apr - 17	31,668.69	27,883.20	12,378.37	15,504.83	Used	5 Series	Commercial	
128	May - 19	June - 17	16,619.74	12,517.87	12,253.74	264.13	Used	3 Series	Private	
129	May - 19	June - 17	9,853.65	6,158.95	6,158.95	0.00	Used	3 Series	Private	
130	May - 19	May - 17	15,029.13	6,742.60	-60.80	6,803.40	Used	1 Series	Commercial	
131	May - 19	Mar - 17	55,475.90	52,614.69	52,614.69	0.00	New	X6 Series	Commercial	
132	June - 19	Apr - 17	52,954.53	48,447.28	0.00	48,447.28	New	X4 Series	Commercial	
133	June - 19	Jan - 17	77,289.71	66,841.86	43,559.48	23,282.38	New	X5 Series	Commercial	
134	June - 19	Oct - 13	3,955.64	1,414.56	1,414.56	0.00	Used	MINI	Private	
135	June - 19	Apr - 17	8,579.06	5,095.03	5,095.03	0.00	Used	Non BMW Group (incl. Motorcycles)	Commercial	
136	June - 19	Feb - 17	31,133.81	25,498.25	16,533.88	8,964.37	New	MINI	Commercial	
137	June - 19	June - 17	25,662.42	22,235.92	12,571.74	9,710.74	New	2 Series	Commercial	
138	June - 19	Oct - 16	15,933.43	13,907.35	0.00	13,907.35	Used	3 Series	Private	
139	July - 19	Apr - 16	60,298.95	43,515.79	32,031.53	11,484.26	New	4 Series	Private	
140	July - 19	July - 14	8,378.37	6,331.77	1,554.56	4,777.21	Used	7 Series	Commercial	
141	July - 19	June - 16	14,653.36	12,141.24	6,432.49	5,708.75	Used	1 Series	Private	
142	July - 19	May - 17	15,668.38	10,976.52	5,535.98	5,440.54	Used	3 Series	Commercial	
143	July - 19	Dec - 15	38,192.26	31,084.99	31,084.99	0.00	New	X4 Series	Private	
144	July - 19	Nov - 15	30,441.68	24,735.97	13,213.76	11,522.21	Used	5 Series	Private	

Compartment German Auto Loans 7
Monthly Investor Report



Rolls-Royce
Motor Cars Limited

Reporting Date	Mar 11, 2020			
Payment Date	Mar 20, 2020			
Period No	29			
Monthly Period	Feb 29, 2020			
Interest Period	From	Feb 20, 2020	to	Mar 20, 2020 = 29 days

9. Defaulted Amount & Recovery Amount - Loan Level Data*

	Month / Year of Default	Month / Year of Loan Origination	Principal Balance (Initial in EUR)	Principal Balance of Loan at Default (in EUR)	Recovery Total (in EUR)	Principal Balance End of Period (in EUR)	Object Type (new / used)	Vehicle Series	Customer Type (private / commercial)	Out of Deal (Month / Year)
145	July - 19	Apr - 17	10,749.57	9,326.27	2,845.09	6,481.18	Used	1 Series	Commercial	
146	July - 19	Feb - 17	41,522.40	32,176.69	32,176.69	0.00	New	5 Series	Commercial	
147	July - 19	Nov - 15	18,902.57	7,889.00	7,515.54	373.46	New	X5 Series	Private	
148	July - 19	Mar - 17	56,362.66	47,757.31	38,471.24	9,286.07	New	X5 Series	Private	
149	July - 19	Apr - 17	28,058.62	22,666.80	9,358.70	13,308.10	Used	5 Series	Commercial	
150	July - 19	Nov - 15	31,687.90	9,070.52	9,070.52	0.00	New	MINI	Private	
151	Aug - 19	May - 17	25,777.71	20,420.26	1,681.12	18,739.14	Used	1 Series	Private	
152	Aug - 19	Jan - 14	7,210.03	438.74	438.74	0.00	Used	MINI	Private	
153	Aug - 19	Dec - 15	8,009.96	5,376.01	0.00	5,376.01	Used	X5 Series	Commercial	
154	Aug - 19	May - 16	49,362.66	43,828.34	43,828.34	0.00	New	X4 Series	Commercial	
155	Aug - 19	Jan - 15	16,224.91	2,281.08	2,281.08	0.00	Used	3 Series	Private	
156	Aug - 19	Apr - 17	41,122.49	33,168.62	22,151.22	11,017.40	New	4 Series	Private	
157	Aug - 19	June - 17	29,758.13	25,275.16	11,703.29	13,571.87	New	3 Series	Commercial	
158	Aug - 19	Jan - 15	19,839.76	15,914.45	0.00	15,914.45	Used	X1 Series	Private	
159	Aug - 19	June - 17	13,526.59	11,460.66	6,016.23	5,444.43	Used	3 Series	Private	
160	Aug - 19	June - 17	30,021.95	26,131.77	26,131.77	0.00	New	2 Series	Commercial	
161	Aug - 19	June - 17	31,921.68	26,089.48	0.00	26,089.48	Used	3 Series	Private	
162	Aug - 19	Feb - 17	29,295.17	22,980.45	14,488.99	8,491.46	Used	X3 Series	Private	
163	Aug - 19	Nov - 16	6,454.79	5,072.88	5,072.88	0.00	Used	MINI	Private	
164	Sept - 19	May - 17	8,164.30	4,415.02	0.00	4,415.02	Used	1 Series	Private	
165	Sept - 19	Mar - 15	7,854.20	5,684.90	0.00	5,684.90	Used	1 Series	Private	
166	Sept - 19	Feb - 15	23,759.40	4,405.04	507.46	3,897.58	Used	X5 Series	Commercial	
167	Sept - 19	June - 17	16,360.14	10,677.02	10,677.02	0.00	Used	5 Series	Commercial	
168	Sept - 19	Feb - 16	10,433.46	139.11	-88.79	227.90	Used	5 Series	Commercial	
169	Sept - 19	Apr - 17	23,859.80	17,947.28	7,576.81	10,370.47	Used	5 Series	Commercial	
170	Sept - 19	May - 16	21,807.06	18,512.79	18,512.79	0.00	New	2 Series	Private	
171	Sept - 19	Apr - 15	21,471.48	14,319.27	14,319.27	0.00	Used	5 Series	Commercial	
172	Sept - 19	Feb - 15	43,800.34	37,494.51	37,494.51	0.00	Used	3 Series	Commercial	
173	Sept - 19	Feb - 17	4,620.37	764.65	500.00	264.65	Used	MINI	Private	
174	Sept - 19	May - 17	31,721.01	24,236.27	24,236.27	0.00	Used	X3 Series	Commercial	
175	Sept - 19	May - 17	32,978.53	28,882.77	18,567.32	10,315.45	New	4 Series	Private	
176	Sept - 19	Oct - 16	24,863.82	20,830.67	0.00	20,830.67	New	MINI	Commercial	
177	Sept - 19	Feb - 17	9,800.65	8,134.84	0.00	8,158.96	Used	MINI	Private	
178	Sept - 19	Apr - 16	18,372.97	14,511.16	7,699.73	6,811.43	New	MINI	Commercial	
179	Oct - 19	June - 17	34,856.20	6,092.61	3,913.29	2,179.32	Used	MINI	Private	
180	Oct - 19	Oct - 16	14,070.26	9,896.28	6,649.50	3,246.78	Used	X3 Series	Private	

Compartment German Auto Loans 7
Monthly Investor Report



Rolls-Royce
Motor Cars Limited

Reporting Date	Mar 11, 2020		
Payment Date	Mar 20, 2020		
Period No	29		
Monthly Period	Feb 29, 2020		
Interest Period	From	Feb 20, 2020	to Mar 20, 2020 = 29 days

9. Defaulted Amount & Recovery Amount - Loan Level Data*

	Month / Year of Default	Month / Year of Loan Origination	Principal Balance (Initial in EUR)	Principal Balance of Loan at Default (in EUR)	Recovery Total (in EUR)	Principal Balance End of Period (in EUR)	Object Type (new / used)	Vehicle Series	Customer Type (private / commercial)	Out of Deal (Month / Year)
181	Oct - 19	June - 16	17,523.56	9,985.48	9,985.48	0.00	New	MINI	Commercial	
182	Oct - 19	Mar - 17	23,509.26	10,741.04	8,000.00	2,741.04	Used	7 Series	Commercial	
183	Oct - 19	Apr - 16	28,492.75	0.00	-6,153.43	6,153.43	New	5 Series	Private	
184	Oct - 19	Apr - 17	20,153.31	15,690.73	0.00	15,690.73	Used	3 Series	Commercial	
185	Oct - 19	June - 17	10,111.08	4,017.26	0.00	4,017.26	Used	3 Series	Private	
186	Oct - 19	Mar - 17	33,377.34	27,118.98	27,118.98	0.00	Used	5 Series	Commercial	
187	Oct - 19	Mar - 16	14,929.69	3,223.11	888.84	2,334.27	New	MINI	Commercial	
188	Oct - 19	Apr - 17	25,953.03	22,816.66	15,625.62	7,191.04	New	X1 Series	Commercial	
189	Oct - 19	July - 16	18,019.58	16,535.52	10,014.48	6,521.04	New	1 Series	Commercial	
190	Nov - 19	Sept - 16	32,474.52	25,911.08	25,911.08	0.00	New	1 Series	Private	
191	Nov - 19	Apr - 17	14,871.18	12,265.86	0.00	12,265.86	Used	3 Series	Private	
192	Nov - 19	June - 17	15,650.00	12,377.29	0.00	12,398.30	Used	3 Series	Private	
193	Nov - 19	Apr - 15	10,151.22	3,541.59	2,506.34	1,035.25	Used	Non BMW Group (incl. Motorcycles)	Private	
194	Nov - 19	July - 15	12,571.17	8,764.46	0.00	8,764.46	Used	Non BMW Group (incl. Motorcycles)	Commercial	
195	Nov - 19	Mar - 17	7,922.63	3,858.29	3,858.29	0.00	Used	1 Series	Private	
196	Nov - 19	Oct - 16	33,627.12	28,569.98	17,851.22	10,718.76	New	3 Series	Private	
197	Nov - 19	Feb - 17	25,271.35	9,822.25	0.00	9,822.25	Used	5 Series	Private	
198	Nov - 19	Sept - 16	35,871.91	19,193.99	0.00	19,193.99	Used	6 Series	Private	
199	Nov - 19	Apr - 17	9,555.88	972.45	400.00	572.45	Used	6 Series	Commercial	
200	Nov - 19	Apr - 17	52,191.79	44,850.70	1,600.00	43,250.70	New	4 Series	Commercial	
201	Nov - 19	Mar - 17	34,606.63	26,096.04	14,261.67	11,834.37	New	MINI	Private	
202	Dec - 19	May - 17	21,898.22	15,140.09	800.00	14,340.09	Used	3 Series	Private	
203	Dec - 19	Oct - 15	7,006.99	5,381.09	1,203.52	4,177.57	Used	Non BMW Group (incl. Motorcycles)	Commercial	
204	Dec - 19	Feb - 17	46,273.62	18,073.98	-250.10	18,324.08	Used	X5 Series	Commercial	
205	Dec - 19	June - 17	55,020.90	46,711.80	27,830.69	18,881.11	New	5 Series	Commercial	
206	Dec - 19	June - 16	13,351.78	10,759.26	8,552.29	2,206.97	Used	3 Series	Private	
207	Dec - 19	Mar - 17	12,102.71	6,540.38	1,098.90	5,441.48	Used	1 Series	Private	
208	Dec - 19	Aug - 15	13,083.55	8,762.97	4,469.17	4,293.80	Used	1 Series	Private	
209	Dec - 19	Apr - 17	44,046.55	7,668.70	2,020.29	5,648.41	Used	X5 Series	Commercial	
210	Dec - 19	Mar - 17	10,087.49	207.89	-85.65	293.54	Used	MINI	Commercial	
211	Dec - 19	Jan - 17	22,148.20	16,356.46	0.00	16,356.46	Used	3 Series	Private	
212	Dec - 19	Oct - 16	10,617.22	7,486.79	7,486.79	0.00	Used	1 Series	Private	
213	Dec - 19	May - 17	11,613.68	5,350.78	5,026.33	324.45	Used	3 Series	Commercial	
214	Dec - 19	Aug - 15	13,544.66	9,164.79	388.22	8,776.57	Used	5 Series	Commercial	
215	Dec - 19	June - 16	44,363.14	32,924.10	23,706.88	9,217.22	New	Z Series	Commercial	
216	Dec - 19	Mar - 17	17,218.61	14,328.06	20.45	14,307.61	Used	MINI	Commercial	

Compartment German Auto Loans 7
Monthly Investor Report



Rolls-Royce
Motor Cars Limited

Reporting Date	Mar 11, 2020			
Payment Date	Mar 20, 2020			
Period No	29			
Monthly Period	Feb 29, 2020			
Interest Period	From	Feb 20, 2020	to	Mar 20, 2020 = 29 days

9. Defaulted Amount & Recovery Amount - Loan Level Data*

	Month / Year of Default	Month / Year of Loan Origination	Principal Balance (Initial in EUR)	Principal Balance of Loan at Default (in EUR)	Recovery Total (in EUR)	Principal Balance End of Period (in EUR)	Object Type (new / used)	Vehicle Series	Customer Type (private / commercial)	Out of Deal (Month / Year)
217	Jan - 20	June - 17	21,920.64	8,715.14	8,715.14	0.00	Used	4 Series	Commercial	
218	Jan - 20	Oct - 16	60,835.16	39,186.84	25,251.22	13,935.62	New	2 Series	Private	
219	Jan - 20	Mar - 17	14,228.14	2,063.40	-40.19	2,103.59	New	MINI	Private	
220	Jan - 20	June - 16	33,372.15	6,426.61	800.00	5,626.61	New	4 Series	Private	
221	Jan - 20	Sept - 16	36,559.95	32,055.51	27,551.22	4,504.29	New	3 Series	Private	
222	Jan - 20	June - 17	24,726.20	18,143.63	10,980.82	7,162.81	Used	7 Series	Commercial	
223	Jan - 20	May - 17	77,646.79	21,364.35	18,339.56	3,024.79	New	X4 Series	Commercial	
224	Jan - 20	Nov - 16	88,312.62	71,280.62	0.00	71,280.62	New	X5 Series	Commercial	
225	Jan - 20	Mar - 17	41,230.37	32,987.13	16,584.16	16,402.97	Used	X6 Series	Commercial	
226	Jan - 20	May - 17	22,151.64	15,907.57	8,859.53	7,048.04	Used	7 Series	Private	
227	Jan - 20	Sept - 16	51,135.76	36,894.21	23,446.66	13,447.55	New	X5 Series	Private	
228	Feb - 20	Mar - 17	27,119.20	18,838.28	0.00	18,838.28	Used	5 Series	Commercial	
229	Feb - 20	Mar - 17	31,327.32	25,694.00	0.00	25,694.00	New	5 Series	Private	
230	Feb - 20	Mar - 17	55,794.75	24,768.14	21,625.99	3,142.15	Used	X5 Series	Commercial	
231	Feb - 20	May - 17	23,414.76	16,435.82	16,435.82	0.00	Used	2 Series	Private	
232	Feb - 20	May - 17	35,977.09	27,747.27	20,742.31	7,004.96	New	MINI	Commercial	
233	Feb - 20	Feb - 17	31,424.71	25,157.47	17,766.35	7,391.12	Used	X6 Series	Commercial	
234	Feb - 20	May - 17	13,858.15	7,269.95	4,245.77	3,024.18	Used	3 Series	Commercial	
235	Feb - 20	June - 17	6,103.26	3,803.87	2,431.81	1,372.06	Used	3 Series	Private	
236	Feb - 20	July - 14	19,760.16	13,102.77	0.00	13,102.77	Used	5 Series	Private	
237	Feb - 20	June - 15	15,327.01	11,097.92	6,344.48	4,753.44	Used	3 Series	Commercial	
238	Jan - 18	June - 17	4,814.49	4,678.96	4,071.21	607.75	Used	3 Series	Private	Apr - 18
239	Feb - 18	Jan - 17	13,015.36	13,015.36	10,496.32	2,519.04	Used	3 Series	Commercial	May - 18
240	Feb - 18	Apr - 16	18,392.34	18,392.34	15,624.13	2,768.21	New	1 Series	Private	May - 18
241	Mar - 18	Jan - 15	10,760.66	10,449.98	8,565.78	1,884.20	Used	3 Series	Commercial	June - 18
242	Apr - 18	May - 17	24,462.11	23,731.53	19,098.67	4,632.86	Used	3 Series	Private	June - 18
243	Mar - 18	Apr - 17	19,078.09	18,976.67	14,008.04	4,968.63	New	Non BMW Group (incl. Motorcycles)	Private	July - 18
244	Apr - 18	Mar - 15	18,533.65	17,307.68	14,417.98	2,889.70	New	2 Series	Private	July - 18
245	Apr - 18	Aug - 14	24,408.07	24,036.89	11,022.31	13,014.58	Used	5 Series	Private	July - 18
246	May - 18	June - 17	24,350.95	23,473.04	17,297.11	6,175.93	Used	5 Series	Commercial	July - 18
247	Feb - 18	Sept - 15	16,194.30	15,610.51	13,297.19	2,313.32	Used	Non BMW Group (incl. Motorcycles)	Commercial	Sept - 18
248	June - 18	Mar - 15	15,739.18	14,359.05	13,286.97	1,072.08	New	1 Series	Private	Sept - 18
249	June - 18	June - 17	15,118.31	14,731.56	9,656.29	5,075.27	New	Other BMW Group	Commercial	Sept - 18
250	June - 18	Mar - 17	38,982.54	38,982.54	20,803.51	18,179.03	New	2 Series	Commercial	Sept - 18
251	June - 18	Nov - 16	11,659.49	10,879.98	8,180.68	2,699.30	Used	1 Series	Commercial	Sept - 18
252	June - 18	Feb - 17	59,638.45	57,561.06	27,451.01	30,110.05	Used	X5 Series	Commercial	Sept - 18

Compartment German Auto Loans 7
Monthly Investor Report



Rolls-Royce
Motor Cars Limited

Reporting Date	Mar 11, 2020			
Payment Date	Mar 20, 2020			
Period No	29			
Monthly Period	Feb 29, 2020			
Interest Period	From	Feb 20, 2020	to	Mar 20, 2020 = 29 days

9. Defaulted Amount & Recovery Amount - Loan Level Data*

	Month / Year of Default	Month / Year of Loan Origination	Principal Balance (Initial in EUR)	Principal Balance of Loan at Default (in EUR)	Recovery Total (in EUR)	Principal Balance End of Period (in EUR)	Object Type (new / used)	Vehicle Series	Customer Type (private / commercial)	Out of Deal (Month / Year)
253	July - 18	Feb - 17	9,052.80	8,479.86	7,647.61	832.25	Used	MINI	Private	Oct - 18
254	July - 18	Mar - 17	15,313.68	14,307.17	12,872.79	1,478.44	Used	5 Series	Private	Oct - 18
255	Oct - 18	July - 15	1,971.95	201.26	69.03	132.23	Used	3 Series	Commercial	Oct - 18
256	July - 18	May - 14	14,901.11	13,229.46	5,748.71	7,480.75	Used	X3 Series	Commercial	Nov - 18
257	Aug - 18	June - 15	10,989.03	9,668.44	8,141.25	1,527.19	Used	X1 Series	Private	Nov - 18
258	Aug - 18	Feb - 17	23,195.92	22,058.54	13,179.72	8,878.82	New	1 Series	Commercial	Nov - 18
259	Aug - 18	Mar - 17	11,986.15	10,957.18	6,438.78	4,518.40	Used	3 Series	Commercial	Nov - 18
260	Aug - 18	May - 17	39,153.99	37,763.60	27,626.95	10,136.65	Used	X5 Series	Commercial	Nov - 18
261	Nov - 18	June - 15	12,502.56	141.10	-14.46	155.56	New	1 Series	Commercial	Nov - 18
262	Sept - 18	Mar - 17	33,303.60	30,219.35	23,885.80	6,429.96	New	5 Series	Private	Dec - 18
263	Sept - 18	Mar - 17	17,009.38	13,744.14	11,997.82	1,746.32	Used	5 Series	Commercial	Dec - 18
264	Sept - 18	July - 15	40,884.88	35,768.54	26,832.32	8,936.22	New	5 Series	Private	Dec - 18
265	Oct - 18	May - 17	32,130.31	29,069.80	20,670.87	8,398.93	New	5 Series	Commercial	Dec - 18
266	Oct - 18	Sept - 16	27,162.94	24,516.57	15,336.62	9,179.95	Used	5 Series	Commercial	Dec - 18
267	Oct - 18	May - 17	16,627.65	14,360.64	7,705.82	6,654.82	Used	5 Series	Commercial	Dec - 18
268	Oct - 18	Aug - 15	26,890.77	24,307.82	12,779.87	11,527.95	New	3 Series	Commercial	Dec - 18
269	Oct - 18	May - 16	35,716.67	32,535.22	23,132.20	9,403.02	Used	7 Series	Commercial	Dec - 18
270	Dec - 18	Feb - 16	52,362.56	199.51	139.42	60.09	New	4 Series	Commercial	Dec - 18
271	Sept - 18	May - 17	29,940.66	27,978.20	18,830.42	9,147.78	Used	5 Series	Commercial	Jan - 19
272	Oct - 18	May - 17	17,794.18	15,231.08	9,212.84	6,018.24	Used	1 Series	Commercial	Jan - 19
273	Oct - 18	May - 14	18,857.56	15,632.97	13,045.17	2,587.80	Used	X6 Series	Commercial	Jan - 19
274	Oct - 18	Dec - 13	28,231.92	23,963.79	15,551.88	8,411.91	Used	X3 Series	Commercial	Jan - 19
275	Oct - 18	Nov - 16	14,094.98	12,444.44	10,265.14	2,179.30	Used	1 Series	Commercial	Jan - 19
276	Nov - 18	May - 17	23,976.65	22,169.34	15,035.01	7,134.33	Used	3 Series	Private	Jan - 19
277	Jan - 18	June - 13	12,963.55	12,963.55	12,838.96	124.59	Used	5 Series	Private	Feb - 19
278	Oct - 18	Mar - 17	27,208.02	24,486.52	15,881.39	8,605.13	Used	3 Series	Private	Feb - 19
279	Nov - 18	Jan - 17	24,695.49	23,209.28	17,984.59	5,224.69	New	1 Series	Commercial	Feb - 19
280	Nov - 18	Jan - 17	37,185.72	35,751.27	24,960.95	10,790.32	New	5 Series	Commercial	Feb - 19
281	Nov - 18	Oct - 16	17,127.84	15,421.60	13,018.47	2,403.13	New	MINI	Commercial	Feb - 19
282	Nov - 18	June - 17	25,054.02	22,203.66	15,337.91	6,865.75	Used	5 Series	Commercial	Feb - 19
283	Nov - 18	Feb - 17	26,810.80	24,057.63	15,577.71	8,479.92	Used	X1 Series	Private	Feb - 19
284	Nov - 18	Apr - 17	1,769.88	256.31	-185.31	441.62	Used	3 Series	Commercial	Mar - 19
285	Dec - 18	May - 17	10,863.71	9,177.49	7,516.89	1,660.60	Used	7 Series	Commercial	Mar - 19
286	Dec - 18	Apr - 17	9,612.87	8,549.13	6,574.47	1,974.66	Used	1 Series	Private	Mar - 19
287	Dec - 18	Apr - 17	17,434.18	16,592.95	6,661.62	9,931.33	Used	5 Series	Private	Apr - 19
288	Jan - 19	May - 17	24,961.93	22,243.24	15,685.80	6,557.44	Used	4 Series	Private	Apr - 19

Compartment German Auto Loans 7
Monthly Investor Report



Rolls-Royce
Motor Cars Limited

Reporting Date	Mar 11, 2020		
Payment Date	Mar 20, 2020		
Period No	29		
Monthly Period	Feb 29, 2020		
Interest Period	From	Feb 20, 2020	to Mar 20, 2020 = 29 days

9. Defaulted Amount & Recovery Amount - Loan Level Data*

	Month / Year of Default	Month / Year of Loan Origination	Principal Balance (Initial in EUR)	Principal Balance of Loan at Default (in EUR)	Recovery Total (in EUR)	Principal Balance End of Period (in EUR)	Object Type (new / used)	Vehicle Series	Customer Type (private / commercial)	Out of Deal (Month / Year)
289	Jan - 19	June - 17	28,719.85	23,927.28	22,173.49	1,753.79	Used	X6 Series	Commercial	Apr - 19
290	Jan - 19	July - 16	31,651.71	29,112.21	20,503.88	8,608.33	New	2 Series	Private	Apr - 19
291	Apr - 19	Feb - 17	12,540.62	9,541.35	1,695.36	7,845.99	Used	Non BMW Group (incl. Motorcycles)	Commercial	Apr - 19
292	Apr - 19	Mar - 17	16,731.38	10,160.71	8,008.37	2,152.34	Used	1 Series	Private	Apr - 19
293	Jan - 19	Oct - 15	16,578.95	16,446.30	14,782.11	1,664.19	New	3 Series	Private	May - 19
294	Feb - 19	Sept - 16	28,103.02	24,967.85	15,204.40	9,763.45	Used	5 Series	Private	May - 19
295	Feb - 19	Oct - 15	11,337.60	8,481.96	7,409.69	1,072.27	Used	1 Series	Private	June - 19
296	Feb - 19	Mar - 17	18,788.51	17,553.37	12,314.85	5,238.52	Used	3 Series	Private	June - 19
297	Mar - 19	Nov - 16	73,352.11	63,627.79	49,229.59	14,398.20	New	3 Series	Commercial	June - 19
298	June - 19	Dec - 16	59,832.04	36,100.18	28,381.89	7,718.29	Used	X6 Series	Commercial	June - 19
299	Feb - 19	Nov - 16	17,796.82	15,883.03	10,491.50	5,391.53	New	3 Series	Commercial	July - 19
300	Mar - 19	Apr - 17	21,236.40	18,865.01	12,414.36	6,450.65	Used	Non BMW Group (incl. Motorcycles)	Commercial	July - 19
301	Mar - 19	Mar - 17	12,680.13	10,942.52	9,495.98	1,473.70	Used	1 Series	Private	July - 19
302	Mar - 19	Mar - 17	84,148.63	72,738.57	44,784.56	27,954.01	New	X5 Series	Commercial	July - 19
303	Mar - 19	Nov - 15	15,878.54	12,487.51	10,659.60	1,827.91	Used	5 Series	Commercial	July - 19
304	Mar - 19	Oct - 15	10,072.52	7,998.19	7,780.33	217.86	Used	MINI	Private	July - 19
305	Mar - 19	Feb - 17	30,657.27	28,858.11	14,691.17	14,166.94	New	2 Series	Commercial	July - 19
306	Mar - 19	June - 17	10,558.38	8,288.29	7,661.49	626.80	Used	MINI	Private	July - 19
307	Mar - 19	Mar - 17	19,314.80	17,451.16	12,220.77	5,230.39	New	1 Series	Commercial	July - 19
308	Mar - 19	Feb - 16	38,517.19	35,260.99	25,450.58	9,810.41	New	1 Series	Commercial	July - 19
309	Apr - 19	May - 17	28,372.04	24,026.08	17,824.69	6,201.39	Used	7 Series	Commercial	July - 19
310	Apr - 19	Mar - 17	46,717.50	39,134.37	21,062.76	18,071.61	New	4 Series	Commercial	July - 19
311	May - 19	Mar - 16	15,689.13	13,076.27	10,659.13	2,417.14	Used	3 Series	Private	July - 19
312	May - 19	Oct - 16	10,901.05	9,462.32	6,968.92	2,493.40	Used	1 Series	Commercial	July - 19
313	July - 19	June - 17	46,684.35	20,827.35	2,386.59	18,440.76	New	2 Series	Commercial	July - 19
314	Apr - 19	Dec - 16	25,185.80	24,256.90	15,064.08	9,192.82	New	3 Series	Commercial	Aug - 19
315	Apr - 19	Feb - 17	13,956.26	12,185.99	5,670.05	6,515.94	Used	3 Series	Private	Aug - 19
316	May - 19	Apr - 17	30,779.68	25,869.83	20,481.58	5,388.25	New	5 Series	Commercial	Aug - 19
317	May - 19	Feb - 16	28,012.41	20,228.97	15,651.73	4,577.24	Used	X6 Series	Commercial	Aug - 19
318	May - 19	Sept - 16	26,068.39	22,258.71	14,482.22	7,776.49	Used	5 Series	Commercial	Aug - 19
319	May - 19	Jan - 16	40,309.50	33,056.88	21,454.01	11,602.87	Used	X5 Series	Commercial	Aug - 19
320	May - 19	June - 17	66,804.97	58,856.45	41,066.84	17,789.61	Used	7 Series	Commercial	Aug - 19
321	May - 19	Apr - 14	13,800.42	8,807.20	7,134.46	1,672.74	Used	3 Series	Private	Aug - 19
322	June - 19	Oct - 16	31,231.14	23,768.78	16,685.84	7,082.94	Used	X6 Series	Commercial	Aug - 19
323	Aug - 19	May - 17	3,112.86	162.91	43.92	118.99	Used	3 Series	Private	Aug - 19
324	Aug - 19	June - 16	30,075.03	25,988.97	2,411.43	23,577.54	Used	X1 Series	Commercial	Aug - 19

Compartment German Auto Loans 7
Monthly Investor Report



Rolls-Royce
Motor Cars Limited

Reporting Date	Mar 11, 2020			
Payment Date	Mar 20, 2020			
Period No	29			
Monthly Period	Feb 29, 2020			
Interest Period	From	Feb 20, 2020	to	Mar 20, 2020 = 29 days

9. Defaulted Amount & Recovery Amount - Loan Level Data*

	Month / Year of Default	Month / Year of Loan Origination	Principal Balance (Initial in EUR)	Principal Balance of Loan at Default (in EUR)	Recovery Total (in EUR)	Principal Balance End of Period (in EUR)	Object Type (new / used)	Vehicle Series	Customer Type (private / commercial)	Out of Deal (Month / Year)
325	Aug - 19	May - 14	10,475.55	1,538.77	685.08	853.69	Used	3 Series	Private	Aug - 19
326	Apr - 19	Dec - 16	16,462.21	14,010.80	12,566.19	1,444.61	Used	Non BMW Group (incl. Motorcycles)	Commercial	Sept - 19
327	June - 19	June - 16	25,251.94	21,273.11	16,429.34	4,843.77	Used	3 Series	Private	Sept - 19
328	Sept - 19	Mar - 17	18,118.86	321.52	100.28	221.24	Used	1 Series	Private	Sept - 19
329	May - 19	Oct - 15	11,071.17	8,077.62	3,852.00	4,225.62	Used	1 Series	Commercial	Oct - 19
330	July - 19	Oct - 16	9,054.98	6,345.12	5,246.17	1,098.95	Used	MINI	Private	Oct - 19
331	Aug - 19	Feb - 17	20,893.79	16,824.98	11,893.25	4,931.73	Used	X3 Series	Commercial	Nov - 19
332	Aug - 19	June - 16	48,849.03	40,745.65	17,826.44	22,919.21	Used	Non BMW Group (incl. Motorcycles)	Commercial	Nov - 19
333	Aug - 19	June - 16	17,485.31	14,910.11	9,964.33	4,945.78	New	1 Series	Private	Nov - 19
334	Aug - 19	Feb - 17	46,293.56	37,985.08	27,549.34	10,435.74	New	X3 Series	Private	Nov - 19
335	Aug - 19	June - 16	22,776.21	18,190.04	9,082.13	9,107.91	New	1 Series	Private	Nov - 19
336	Aug - 19	Jan - 16	11,783.36	10,348.91	8,002.93	2,345.98	Used	MINI	Commercial	Nov - 19
337	Aug - 19	Dec - 16	27,734.74	24,027.80	14,458.12	9,569.68	New	2 Series	Commercial	Nov - 19
338	Aug - 19	July - 16	45,985.30	36,923.54	23,455.72	13,467.82	New	X4 Series	Private	Nov - 19
339	Sept - 19	May - 17	27,880.56	22,146.12	13,357.78	8,788.34	Used	5 Series	Commercial	Nov - 19
340	Aug - 19	Mar - 16	12,881.81	10,217.19	6,283.97	3,933.22	Used	1 Series	Private	Dec - 19
341	Sept - 19	June - 16	33,442.35	30,537.51	17,235.00	13,302.51	New	4 Series	Commercial	Dec - 19
342	Oct - 19	May - 17	12,810.32	8,034.00	5,601.78	2,432.22	Used	MINI	Commercial	Dec - 19
343	Dec - 19	Aug - 16	18,775.43	5,045.22	1,104.64	3,940.58	New	Other BMW Group	Commercial	Dec - 19
344	Oct - 19	Feb - 17	33,169.91	26,856.91	17,947.36	8,909.55	New	4 Series	Commercial	Jan - 20
345	Oct - 19	Aug - 15	23,694.96	15,847.67	8,378.35	7,469.32	Used	7 Series	Commercial	Jan - 20
346	Oct - 19	June - 17	70,897.70	57,588.32	32,293.20	25,295.12	New	X5 Series	Commercial	Jan - 20
347	Oct - 19	Apr - 17	35,353.65	29,838.86	20,038.90	9,799.96	Used	4 Series	Commercial	Jan - 20
348	Aug - 19	May - 15	23,898.62	18,664.42	12,583.24	6,081.18	Used	X5 Series	Commercial	Feb - 20
349	Nov - 19	Apr - 17	34,143.62	29,786.38	20,661.66	9,124.72	New	1 Series	Private	Feb - 20
350	Nov - 19	Aug - 15	32,909.93	18,112.47	14,383.65	3,728.82	New	Non BMW Group (incl. Motorcycles)	Commercial	Feb - 20
351	Nov - 19	Mar - 17	18,896.93	15,574.40	11,534.68	4,039.72	New	Other BMW Group	Private	Feb - 20
352	Nov - 19	Nov - 15	27,193.45	17,763.45	15,075.91	2,687.54	Used	5 Series	Private	Feb - 20
353	Nov - 19	June - 17	32,547.73	23,721.03	15,755.05	7,965.98	Used	X5 Series	Commercial	Feb - 20
354	Nov - 19	June - 17	64,668.73	52,483.52	43,914.79	8,568.73	New	6 Series	Commercial	Feb - 20

*Applicable only if loans have defaulted. Does not include defaulted amounts less than 10 EUR.

Compartment German Auto Loans 7
Monthly Investor Report



Rolls-Royce
Motor Cars Limited

Reporting Date	Mar 11, 2020		
Payment Date	Mar 20, 2020		
Period No	29		
Monthly Period	Feb 29, 2020		
Interest Period	From	Feb 20, 2020	to Mar 20, 2020 = 29 days

10. Outstanding Note Balance

1. Note Balance	All Notes	Class A	Class B
Initial Note Information			
ISIN code		XS1683494592	XS1683494915
Currency		EUR	EUR
Legal final maturity		Oct 2024	Oct 2024
Rating (Fitch / Moody's / S&P/DBRS)		AAA/Aaa/N/A/N/A	N/A/N/A/N/A/N/A
Initial notes aggregate principal outstanding balance in EUR	1,075,300,000.00	1,000,000,000.00	75,300,000.00
Nominal amount per note in EUR		100,000.00	100,000.00
Initial number of notes per class in EUR		10,000	753
Current Note Information			
Notes aggregate principal outstanding balance in EUR - BoP	304,955,172.06	229,655,172.06	75,300,000.00
Available distribution amount in EUR	35,510,621.35		
Redemption per class in EUR		30,034,353.93	0,00
Redemption per note in EUR		3,003.44	0.00
Notes aggregate principal outstanding balance in EUR - EoP	274,920,818.13	199,620,818.13	75,300,000.00
Current pool factor		0.20	1.00
2. Payments to Investor per Note		Class A	Class B
Interest Type		Floating Rate	Fixed Rate
Reference Rate		1M_EURIBOR	NONE
Actual Interest Rate		-0.480%	NONE
Spread		0.400%	NONE
Coupon		0.000%*	1.000%
Day count fraction		Actual/360	Actual/360
Interest days		29 days	29 days
Principal outstanding per note in EUR - BoP		22,965.52	100,000.00
Principal repayment per note in EUR		3,003.44	0.00
Principal outstanding per note in EUR - EoP		19,962.08	100,000.00
Interest payment per Note in EUR		0.00	80.56

* rate is floored at 0.000%, the theoretical negative interest rate is -0.080%.

Compartment German Auto Loans 7
Monthly Investor Report



Rolls-Royce
 Motor Cars Limited

Reporting Date	Mar 11, 2020			
Payment Date	Mar 20, 2020			
Period No	29			
Monthly Period	Feb 29, 2020			
Interest Period	From	Feb 20, 2020	to	Mar 20, 2020 = 29 days

10. Outstanding Note Balance

3. Credit Enhancement	Initial Period (in EUR)	Initial CE (in %)	Current Period (in EUR)	Current CE (in %)
Class A	1,000,000,000.00	7.50	199,620,818.13	39.33
Class B	75,300,000.00	0.50	75,300,000.00	15.81
Cash Reserve (+ Overcollateralisation)		0.00	50,627,588.30	0.00

4. Clean-Up Call Option

If the aggregate outstanding principal balance has been reduced to less than 10% of the aggregate outstanding principal balance at the Issue Date, the seller will have the option under the receivables purchase Agreement to acquire all outstanding purchased receivables.

Aggregate outstanding principal balance at end of period (in EUR)	320,168,406.43
Clean-Up option exercisable	No

Compartment German Auto Loans 7
Monthly Investor Report



Rolls-Royce
Motor Cars Limited

Reporting Date	Mar 11, 2020			
Payment Date	Mar 20, 2020			
Period No	29			
Monthly Period	Feb 29, 2020			
Interest Period	From	Feb 20, 2020	to	Mar 20, 2020 = 29 days

11. Original Principal Balance

Initial Portfolio as of origination of contract

Group (in EUR) (by Original Principal Balance)	Original principal balance (in EUR)	Original Principal Balance (in % of total)	Number of Contracts	Number of Contracts (in % of total)
0.00 - 5,000.00	6,952,214.98	0.56	1,832	3.15
5.000,01 - 10.000,00	58,611,633.89	4.75	7,457	12.82
10.000,01 - 15.000,00	142,071,546.45	11.53	11,224	19.29
15.000,01 - 20.000,00	193,930,803.12	15.73	11,075	19.04
20.000,01 - 25.000,00	206,957,002.69	16.79	9,215	15.84
25.000,01 - 30.000,00	186,569,339.49	15.14	6,810	11.71
30.000,01 - 35.000,00	135,414,459.95	10.99	4,186	7.20
35.000,01 - 40.000,00	88,286,985.15	7.16	2,362	4.06
40.000,01 - 45.000,00	58,732,363.84	4.76	1,387	2.38
45.000,01 - 50.000,00	39,196,107.70	3.18	826	1.42
50.000,01 - 55.000,00	28,713,754.16	2.33	547	0.94
55.000,01 - 60.000,00	22,818,800.56	1.85	397	0.68
> 60.000,00	64,430,047.86	5.23	858	1.47
Total	1,232,685,059.84	100.00	58,176	100.00

Average:	21,188.89
Min:	1,000.00
Max:	268,086.77

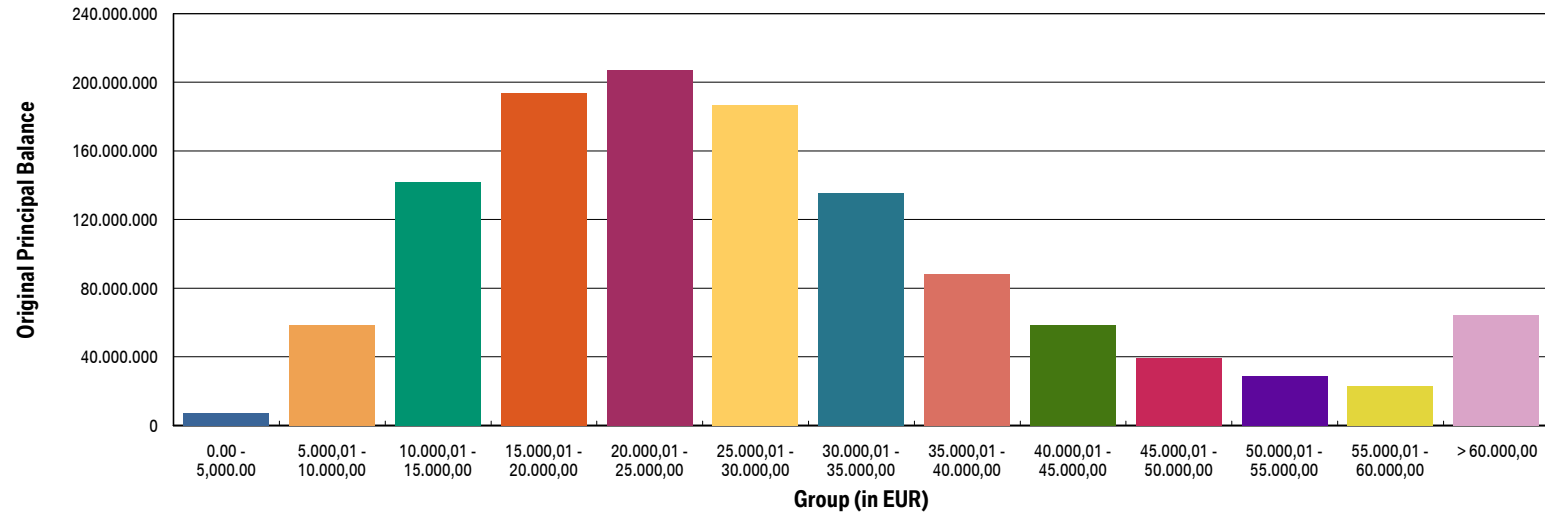
Compartment German Auto Loans 7
Monthly Investor Report



Rolls-Royce
 Motor Cars Limited

Reporting Date	Mar 11, 2020			
Payment Date	Mar 20, 2020			
Period No	29			
Monthly Period	Feb 29, 2020			
Interest Period	From	Feb 20, 2020	to	Mar 20, 2020 = 29 days

11a. Original Principal Balance (graph)



Compartment German Auto Loans 7
Monthly Investor Report

BMW
GROUP



Rolls-Royce
 Motor Cars Limited

Reporting Date	Mar 11, 2020			
Payment Date	Mar 20, 2020			
Period No	29			
Monthly Period	Feb 29, 2020			
Interest Period	From	Feb 20, 2020	to	Mar 20, 2020 = 29 days

12. Aggregate Principal Balance

Initial Portfolio

Group (in EUR)	Aggregate Principal Balance (in EUR)	Aggregate Principal Balance (in % of total)	Number of Contracts	Number of Contracts (in % of total)
0.00 - 5,000.00	13,572,816.24	1.26	4,004	6.88
5.000,01 - 10.000,00	75,260,397.46	7.00	9,826	16.89
10.000,01 - 15.000,00	153,093,033.88	14.24	12,241	21.04
15.000,01 - 20.000,00	186,664,077.90	17.36	10,717	18.42
20.000,01 - 25.000,00	185,595,994.12	17.26	8,295	14.26
25.000,01 - 30.000,00	148,704,876.29	13.83	5,446	9.36
30.000,01 - 35.000,00	100,939,663.59	9.39	3,135	5.39
35.000,01 - 40.000,00	62,681,849.04	5.83	1,683	2.89
40.000,01 - 45.000,00	40,143,393.57	3.73	951	1.63
45.000,01 - 50.000,00	29,364,008.53	2.73	620	1.07
50.000,01 - 55.000,00	21,734,531.84	2.02	415	0.71
55.000,01 - 60.000,00	16,627,329.18	1.55	290	0.50
> 60.000,00	40,917,913.69	3.81	553	0.95
Total	1,075,299,885.33	100.00	58,176	100.00

Average:	18,483.57
Min:	197.19
Max:	234,727.59

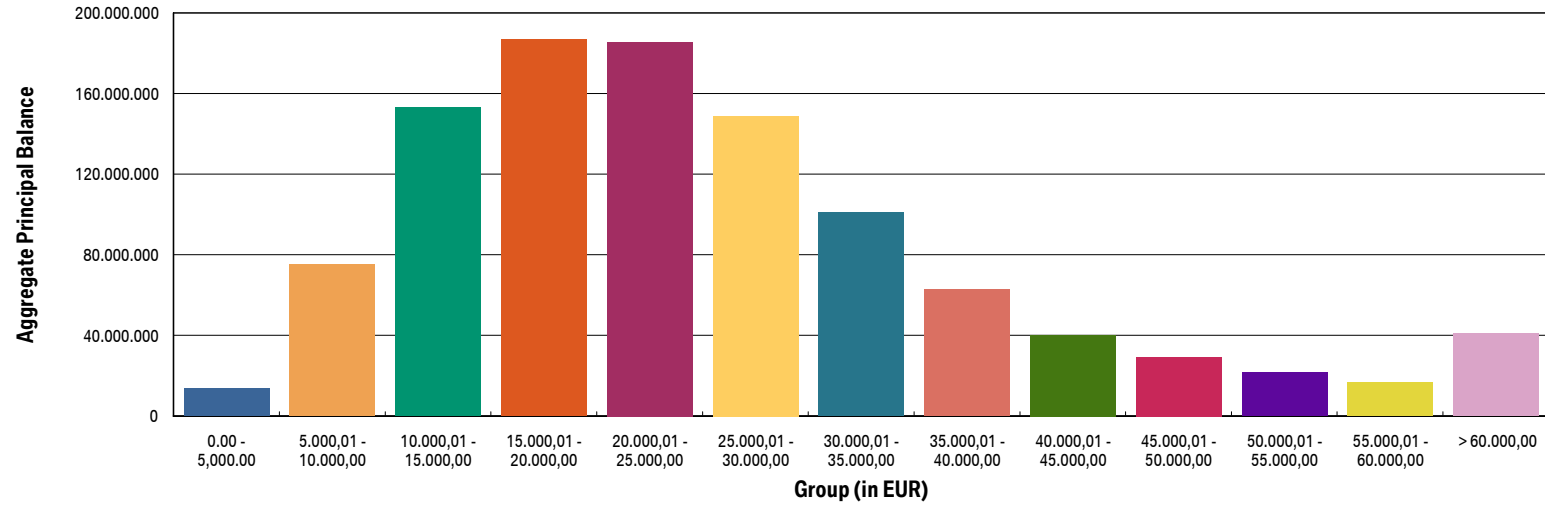
Compartment German Auto Loans 7
Monthly Investor Report



Rolls-Royce
 Motor Cars Limited

Reporting Date	Mar 11, 2020				
Payment Date	Mar 20, 2020				
Period No	29				
Monthly Period	Feb 29, 2020				
Interest Period	From	Feb 20, 2020	to	Mar 20, 2020	= 29 days

12a. Aggregate Principal Balance (graph)



Compartment German Auto Loans 7
Monthly Investor Report



Rolls-Royce
Motor Cars Limited

Reporting Date	Mar 11, 2020			
Payment Date	Mar 20, 2020			
Period No	29			
Monthly Period	Feb 29, 2020			
Interest Period	From	Feb 20, 2020	to	Mar 20, 2020 = 29 days

13. Aggregate Outstanding Principal Balance

Portfolio as of: Feb 29, 2020

Group (in EUR)	Aggregate Outstanding Principal Balance (in EUR)	Aggregate Outstanding Principal Balance (in % of total)	Number of Contracts	Number of Contracts (in % of total)
0.00 - 5,000.00	9,156,048.32	2.86	7,099	26.28
5,000,01 - 10,000,00	43,117,793.18	13.47	5,681	21.03
10,000,01 - 15,000,00	67,547,044.31	21.10	5,422	20.07
15,000,01 - 20,000,00	71,733,856.11	22.41	4,150	15.36
20,000,01 - 25,000,00	54,233,317.17	16.94	2,440	9.03
25,000,01 - 30,000,00	28,569,959.28	8.92	1,054	3.90
30,000,01 - 35,000,00	15,699,473.23	4.90	487	1.80
35,000,01 - 40,000,00	11,857,257.37	3.70	318	1.18
40,000,01 - 45,000,00	6,192,686.87	1.93	146	0.54
45,000,01 - 50,000,00	4,269,499.21	1.33	90	0.33
50,000,01 - 55,000,00	2,719,777.00	0.85	52	0.19
55,000,01 - 60,000,00	2,288,025.46	0.71	40	0.15
> 60,000,00	2,783,668.92	0.87	39	0.14
Total	320,168,406.43	100.00	27,018	100.00

WA:	11,850.19
Min:	0.00
Max:	149,973.33

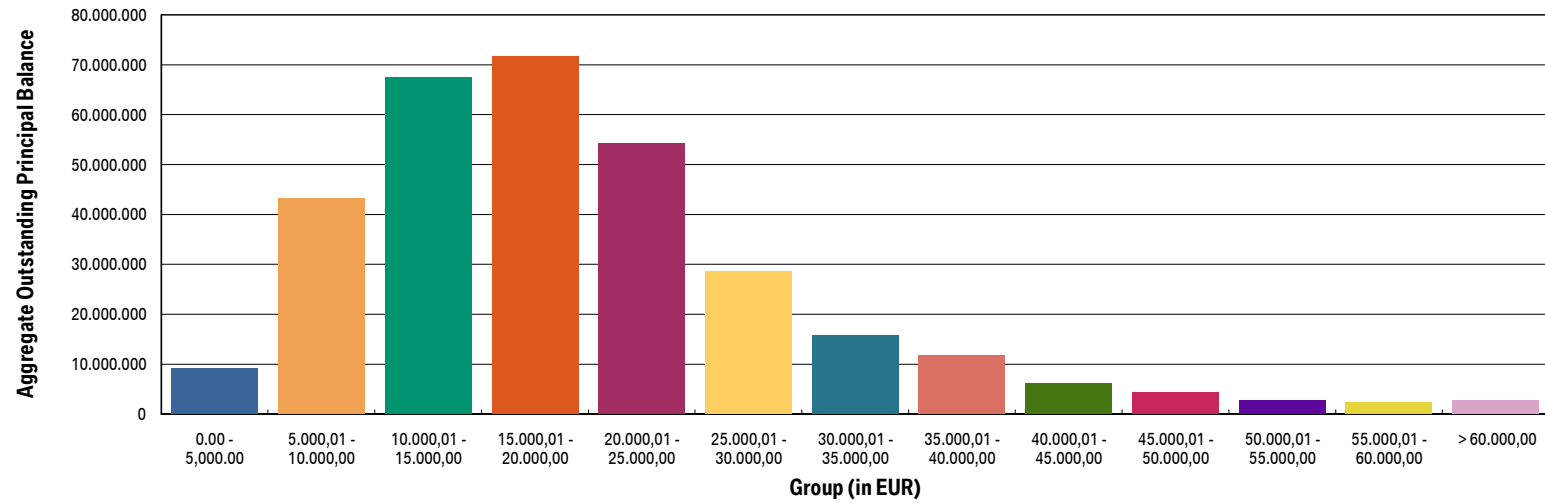
Compartment German Auto Loans 7
Monthly Investor Report



Rolls-Royce
 Motor Cars Limited

Reporting Date	Mar 11, 2020				
Payment Date	Mar 20, 2020				
Period No	29				
Monthly Period	Feb 29, 2020				
Interest Period	From	Feb 20, 2020	to	Mar 20, 2020	= 29 days

13a. Aggregate Outstanding Principal Balance (graph)



Compartment German Auto Loans 7
Monthly Investor Report



Rolls-Royce
Motor Cars Limited

Reporting Date	Mar 11, 2020				
Payment Date	Mar 20, 2020				
Period No	29				
Monthly Period	Feb 29, 2020				
Interest Period	From	Feb 20, 2020	to	Mar 20, 2020	= 29 days

14. Down Payments

Portfolio as of: Feb 29, 2020

Down Payment	Aggregate Outstanding Principal Balance (in EUR)	Aggregate Outstanding Principal Balance (in % of total)	Number of Contracts	Number of Contracts (in % of total)	Down Payment/ Purchase Price (in %)
No Down Payment	72,232,215.56	22.56	6,343	23.48	0.00
<=1000	6,056,484.12	1.89	639	2.37	4.32
1.000,01 - 2.000,00	16,690,886.57	5.21	1,624	6.01	8.43
2.000,01 - 3.000,00	20,772,655.97	6.49	2,030	7.51	12.13
3.000,01 - 4.000,00	21,241,100.05	6.63	2,044	7.57	15.98
4.000,01 - 5.000,00	33,184,899.34	10.36	2,839	10.51	17.85
5.000,01 - 6.000,00	19,586,600.51	6.12	1,633	6.04	19.98
6.000,01 - 7.000,00	17,563,594.07	5.49	1,433	5.30	22.16
7.000,01 - 8.000,00	16,582,390.29	5.18	1,292	4.78	23.75
8.000,01 - 9.000,00	8,711,692.24	2.72	683	2.53	25.25
9.000,01 - 10.000,00	27,202,806.69	8.50	2,001	7.41	26.92
10.000,01 - 11.000,00	6,014,944.10	1.88	446	1.65	26.78
11.000,01 - 12.000,00	7,750,512.54	2.42	540	2.00	28.66
12.000,01 - 13.000,00	5,474,757.77	1.71	390	1.44	29.73
13.000,01 - 14.000,00	4,209,706.07	1.31	324	1.20	33.05
14.000,01 - 15.000,00	10,730,366.26	3.35	818	3.03	34.68
> 15.000,00	26,162,794.28	8.17	1,939	7.18	39.78
Total	320,168,406.43	100.00	27,018	100.00	17.41

Minimum Down Payment:	61.07
Maximum Down Payment:	93,505.30
Average Down Payment:	5,972.28
Average Down Payment (customers that made a Down Payment):	7,804.55

Compartment German Auto Loans 7
Monthly Investor Report



Rolls-Royce
Motor Cars Limited

Reporting Date	Mar 11, 2020			
Payment Date	Mar 20, 2020			
Period No	29			
Monthly Period	Feb 29, 2020			
Interest Period	From	Feb 20, 2020	to	Mar 20, 2020 = 29 days

15. Borrower Concentration

Portfolio as of: Feb 29, 2020

Borrower (Top 20)	Aggregate Outstanding Principal Balance (in EUR)	Aggregate Outstanding Principal Balance (in % of total)	Number of Contracts	Number of Contracts (in % of total)
1	250,330.97	0.08	26	0.10
2	149,973.33	0.05	1	0.00
3	117,968.50	0.04	2	0.01
4	108,192.61	0.03	2	0.01
5	106,475.94	0.03	2	0.01
6	101,714.53	0.03	2	0.01
7	100,641.13	0.03	2	0.01
8	96,362.53	0.03	2	0.01
9	91,288.08	0.03	1	0.00
10	88,142.11	0.03	3	0.01
11	83,642.30	0.03	1	0.00
12	82,953.89	0.03	2	0.01
13	82,442.05	0.03	1	0.00
14	78,965.00	0.02	1	0.00
15	77,260.49	0.02	1	0.00
16	75,150.31	0.02	1	0.00
17	74,365.61	0.02	1	0.00
18	73,176.95	0.02	2	0.01
19	73,130.88	0.02	2	0.01
20	72,502.70	0.02	1	0.00
Total	1,984,679.91	0.62	56	0.21
Total Portfolio Balance	320,168,406.43			

Compartment German Auto Loans 7
Monthly Investor Report



Rolls-Royce
 Motor Cars Limited

Reporting Date	Mar 11, 2020			
Payment Date	Mar 20, 2020			
Period No	29			
Monthly Period	Feb 29, 2020			
Interest Period	From	Feb 20, 2020	to	Mar 20, 2020 = 29 days

16. Geographical Distribution

Initial Portfolio

Post code area	Aggregate Principal Balance (in EUR)	Aggregate Principal Balance (in % of total)	Number of Contracts	Number of contracts (in % of total)
post code area 0	60,077,202.26	5.59	3,214	5.52
post code area 1	61,378,550.20	5.71	3,176	5.46
post code area 2	99,202,184.48	9.23	5,354	9.20
post code area 3	101,570,427.34	9.45	5,572	9.58
post code area 4	123,361,453.69	11.47	6,787	11.67
post code area 5	116,364,864.70	10.82	6,367	10.94
post code area 6	135,978,558.12	12.65	7,314	12.57
post code area 7	133,996,727.10	12.46	7,441	12.79
post code area 8	145,662,142.02	13.55	7,666	13.18
post code area 9	97,707,775.42	9.09	5,285	9.08
Total	1,075,299,885.33	100.00	58,176	100.00

Compartment German Auto Loans 7
Monthly Investor Report



Rolls-Royce
 Motor Cars Limited

Reporting Date	Mar 11, 2020			
Payment Date	Mar 20, 2020			
Period No	29			
Monthly Period	Feb 29, 2020			
Interest Period	From	Feb 20, 2020	to	Mar 20, 2020 = 29 days

16. Geographical Distribution

Portfolio as of: Feb 29, 2020

Post code area	Aggregate Outstanding Principal Balance (in EUR)	Aggregate Outstanding Principal Balance (in % of total)	Number of Contracts	Number of Contracts (in % of total)
post code area 0	18,567,573.17	5.80	1,576	5.83
post code area 1	18,739,513.55	5.85	1,566	5.80
post code area 2	29,637,540.24	9.26	2,485	9.20
post code area 3	30,774,912.13	9.61	2,623	9.71
post code area 4	34,849,278.39	10.88	3,050	11.29
post code area 5	34,382,026.12	10.74	2,966	10.98
post code area 6	41,139,605.85	12.85	3,476	12.87
post code area 7	39,578,402.54	12.36	3,403	12.60
post code area 8	41,976,584.43	13.11	3,369	12.47
post code area 9	30,259,471.85	9.45	2,479	9.18
post code area Others	263,498.16	0.08	25	0.09
Total	320,168,406.43	100.00	27,018	100.00

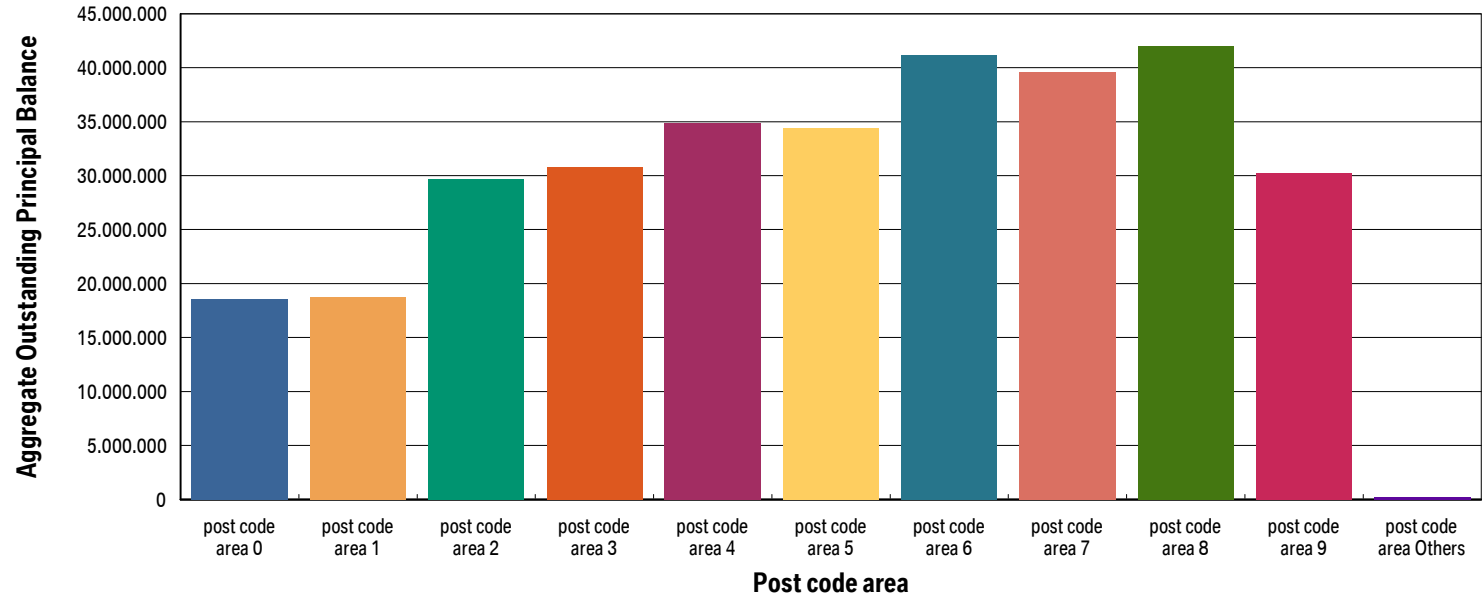
Compartment German Auto Loans 7
Monthly Investor Report



Rolls-Royce
 Motor Cars Limited

Reporting Date	Mar 11, 2020				
Payment Date	Mar 20, 2020				
Period No	29				
Monthly Period	Feb 29, 2020				
Interest Period	From	Feb 20, 2020	to	Mar 20, 2020	= 29 days

16a. Geographical Distribution (graph)



Compartment German Auto Loans 7
Monthly Investor Report



Rolls-Royce
Motor Cars Limited

Reporting Date	Mar 11, 2020			
Payment Date	Mar 20, 2020			
Period No	29			
Monthly Period	Feb 29, 2020			
Interest Period	From	Feb 20, 2020	to	Mar 20, 2020 = 29 days

17. Car Type & Customer Group

Initial Portfolio

Car Type	Aggregate Principal Balance (in EUR)	Aggregate Principal Balance (in % of total)	Number of Contracts	Number of Contracts (in % of total)
New	501,846,144.20	46.67	21,173	36.39
Used	573,453,741.13	53.33	37,003	63.61
Total	1,075,299,885.33	100.00	58,176	100.00

Customer Group	Aggregate Principal Balance (in EUR)	Aggregate Principal Balance (in % of total)	Number of Contracts	Number of Contracts (in % of total)
Commercial	284,006,070.70	26.41	11,469	19.71
Private Individual	791,293,814.63	73.59	46,707	80.29
Total	1,075,299,885.33	100.00	58,176	100.00

Compartment German Auto Loans 7
Monthly Investor Report



Rolls-Royce
Motor Cars Limited

Reporting Date	Mar 11, 2020			
Payment Date	Mar 20, 2020			
Period No	29			
Monthly Period	Feb 29, 2020			
Interest Period	From	Feb 20, 2020	to	Mar 20, 2020 = 29 days

17. Car Type & Customer Group

Portfolio as of: Feb 29, 2020

Car Type	Aggregate Outstanding Principal Balance (in EUR)	Aggregate Outstanding Principal Balance (in % of total)	Number of Contracts	Number of Contracts (in % of total)
New	145,793,220.74	45.54	9,673	35.80
Used	174,375,185.69	54.46	17,345	64.20
Total	320,168,406.43	100.00	27,018	100.00

Customer Group	Aggregate Outstanding Principal Balance (in EUR)	Aggregate Outstanding Principal Balance (in % of total)	Number of Contracts	Number of Contracts (in % of total)
Commercial	75,095,194.90	23.45	4,792	17.74
Private Individual	245,073,211.53	76.55	22,226	82.26
Total	320,168,406.43	100.00	27,018	100.00

Compartment German Auto Loans 7
Monthly Investor Report



Rolls-Royce
Motor Cars Limited

Reporting Date	Mar 11, 2020			
Payment Date	Mar 20, 2020			
Period No	29			
Monthly Period	Feb 29, 2020			
Interest Period	From	Feb 20, 2020	to	Mar 20, 2020 = 29 days

18. Delinquencies

Initial Portfolio

Days past due	Aggregate Principal Balance (in EUR)	Aggregate Principal Balance (in % of total)	Number of Contracts	Number of Contracts (in % of total)
1 - 30	0.00	0.00	0	0.00
31 - 60	0.00	0.00	0	0.00
61 - 90	0.00	0.00	0	0.00
91 - 120	0.00	0.00	0	0.00
> 120	0.00	0.00	0	0.00
Total	0.00	0.00	0	0.00

Portfolio as of: Feb 29, 2020

Days past due	Aggregate Outstanding Principal Balance (in EUR)	Aggregate Outstanding Principal Balance (in % of total)	Number of Contracts	Number of Contracts (in % of total)
1 - 30	4,924,794.02	1.54	337	1.25
31 - 60	588,464.39	0.18	39	0.14
61 - 90	276,632.53	0.09	16	0.06
91 - 120	235,192.00	0.07	16	0.06
> 120	221,859.51	0.07	15	0.06
Total	6,246,942.45	1.95	423	1.57

Compartment German Auto Loans 7

Monthly Investor Report



Rolls-Royce
Motor Cars Limited

Reporting Date	Mar 11, 2020				
Payment Date	Mar 20, 2020				
Period No	29				
Monthly Period	Feb 29, 2020				
Interest Period	From	Feb 20, 2020	to	Mar 20, 2020	= 29 days

18a. Delinquencies Analysis

Monthly Period	Performing (in EUR)	31-60 days past due (in EUR)	61-90 days past due (in EUR)	91-120 days past due (in EUR)	>120 days past due (in EUR)
Oct - 17	1,050,705,316.43	0.00	0.00	0.00	0.00
Nov - 17	1,024,400,687.00	192,605.04	0.00	0.00	0.00
Dec - 17	994,995,004.32	924,546.79	74,589.12	0.00	0.00
Jan - 18	967,039,862.05	609,321.06	249,539.42	58,937.12	0.00
Feb - 18	939,480,701.57	527,925.95	350,062.12	129,524.32	45,173.29
Mar - 18	909,459,592.01	844,387.70	306,429.44	188,178.73	51,962.92
Apr - 18	880,385,742.71	948,893.29	465,398.59	183,285.00	149,370.46
May - 18	851,220,379.52	768,015.21	513,851.38	176,262.87	244,841.49
June - 18	820,868,759.17	983,559.09	422,702.52	148,729.00	272,684.25
July - 18	791,711,739.10	981,002.42	475,749.51	275,931.77	209,660.15
Aug - 18	762,653,455.53	851,073.11	393,850.09	300,060.55	254,696.92
Sept - 18	735,242,693.68	976,564.38	422,766.97	150,407.63	321,575.14
Oct - 18	709,563,908.67	944,623.05	216,988.99	180,202.51	270,475.37
Nov - 18	682,970,347.84	1,112,844.03	353,339.59	172,553.25	324,440.76
Dec - 18	658,215,228.09	1,464,242.56	569,361.12	193,833.73	257,123.80
Jan - 19	633,469,483.87	1,236,037.19	526,687.30	366,500.42	209,609.51
Feb - 19	606,735,080.88	1,258,706.88	494,435.22	214,387.92	313,376.45
Mar - 19	578,743,094.83	1,276,750.88	451,844.04	210,034.76	408,688.70
Apr - 19	551,926,441.66	847,997.50	454,220.73	315,395.88	337,849.50
May - 19	525,348,620.82	1,175,322.49	297,932.42	319,233.42	469,638.82
June - 19	501,574,021.25	982,128.55	473,034.62	130,525.86	496,427.56
July - 19	476,045,287.77	1,128,646.94	392,491.13	285,822.50	449,120.42
Aug - 19	453,357,431.89	1,235,365.63	393,668.94	285,083.51	441,191.65
Sept - 19	433,173,823.75	959,263.23	409,410.71	219,661.75	379,844.73
Oct - 19	411,183,880.29	851,013.17	301,943.34	237,112.46	412,931.70
Nov - 19	389,725,299.35	887,958.02	318,282.07	102,628.69	375,822.24
Dec - 19	367,952,983.08	779,803.60	377,026.15	255,586.58	296,514.19
Jan - 20	347,818,666.88	894,926.13	325,572.66	141,191.09	301,565.22

Compartment German Auto Loans 7
Monthly Investor Report



Rolls-Royce
 Motor Cars Limited

Reporting Date	Mar 11, 2020				
Payment Date	Mar 20, 2020				
Period No	29				
Monthly Period	Feb 29, 2020				
Interest Period	From	Feb 20, 2020	to	Mar 20, 2020	= 29 days

18a. Delinquencies Analysis

Monthly Period	Performing (in EUR)	31-60 days past due (in EUR)	61-90 days past due (in EUR)	91-120 days past due (in EUR)	>120 days past due (in EUR)
Feb - 20	318,846,258.00	588,464.39	276,632.53	235,192.00	221,859.51

Compartment German Auto Loans 7
Monthly Investor Report



Rolls-Royce
Motor Cars Limited

Reporting Date	Mar 11, 2020			
Payment Date	Mar 20, 2020			
Period No	29			
Monthly Period	Feb 29, 2020			
Interest Period	From	Feb 20, 2020	to	Mar 20, 2020 = 29 days

19. Seasoning

Initial Portfolio

Group (in months)	Aggregate Principal Balance (in EUR)	Aggregate Principal Balance (in % of total)	Number of Contracts	Number of Contracts (in % of total)
<= 6	576,370,179.60	53.60	29,246	50.27
> 6 - <= 12	222,745,645.89	20.71	11,596	19.93
> 12 - <= 24	186,842,759.18	17.38	10,877	18.70
> 24 - <= 36	73,724,365.83	6.86	5,112	8.79
> 36 - <= 42	8,286,360.63	0.77	699	1.20
> 42 - <= 48	4,269,898.26	0.40	360	0.62
> 48 - <= 53	1,983,410.97	0.18	178	0.31
> 53	1,077,264.97	0.10	108	0.19
Total	1,075,299,885.33	100.00	58,176	100.00

WA Seasoning (in months):	9.82
Min (in months):	3.00
Max (in months):	63.00

Compartment German Auto Loans 7
Monthly Investor Report



Rolls-Royce
Motor Cars Limited

Reporting Date	Mar 11, 2020			
Payment Date	Mar 20, 2020			
Period No	29			
Monthly Period	Feb 29, 2020			
Interest Period	From	Feb 20, 2020	to	Mar 20, 2020 = 29 days

19. Seasoning

Portfolio as of: Feb 29, 2020

Group (in months)	Aggregate Outstanding Principal Balance (in EUR)	Aggregate Outstanding Principal Balance (in % of total)	Number of Contracts	Number of Contracts (in % of total)
<= 6	0.00	0.00	0	0.00
> 6 - <= 12	0.00	0.00	0	0.00
> 12 - <= 24	0.00	0.00	0	0.00
> 24 - <= 36	273,361,991.27	85.38	21,883	80.99
> 36 - <= 42	23,647,895.06	7.39	2,447	9.06
> 42 - <= 48	16,132,233.07	5.04	1,665	6.16
> 48 - <= 53	4,309,942.77	1.35	501	1.85
> 53	2,716,344.26	0.85	522	1.93
Total	320,168,406.43	100.00	27,018	100.00

WA Seasoning (in months):	35.14
Min (in months):	32.00
Max (in months):	90.00

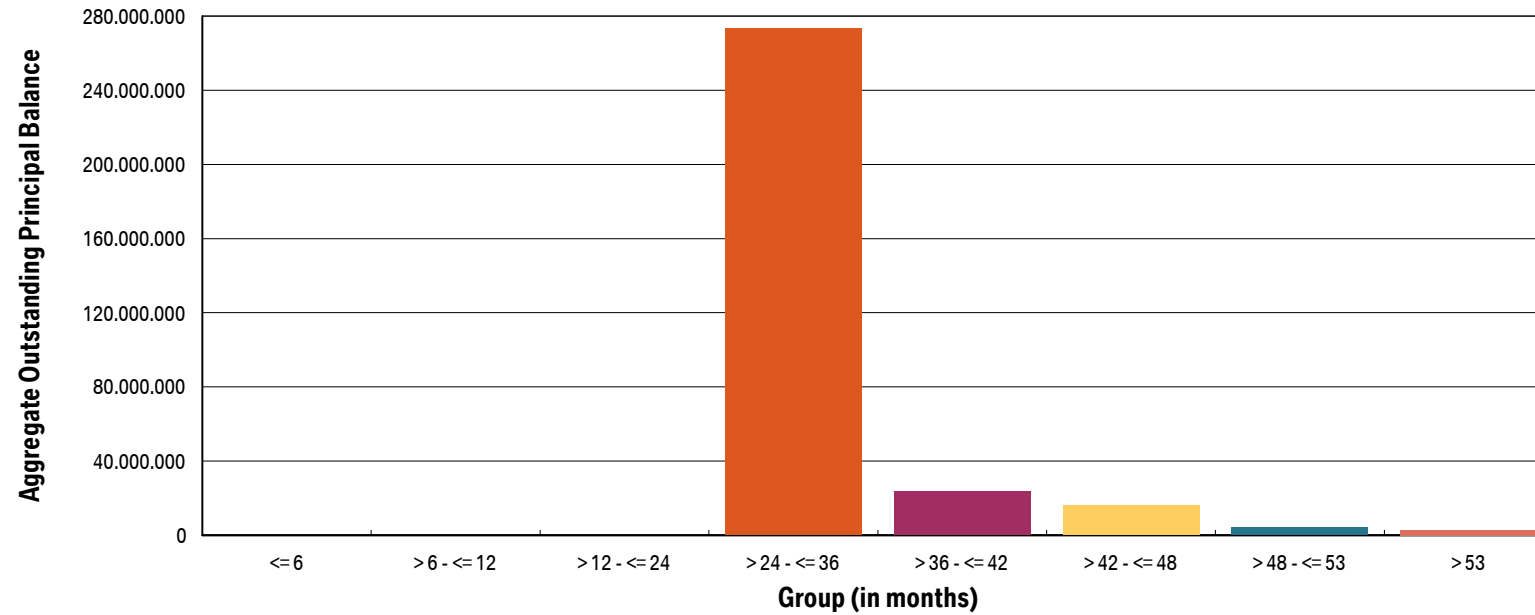
Compartment German Auto Loans 7
Monthly Investor Report



Rolls-Royce
 Motor Cars Limited

Reporting Date	Mar 11, 2020				
Payment Date	Mar 20, 2020				
Period No	29				
Monthly Period	Feb 29, 2020				
Interest Period	From	Feb 20, 2020	to	Mar 20, 2020	= 29 days

19a. Seasoning (graph)



Compartment German Auto Loans 7
Monthly Investor Report



Rolls-Royce
 Motor Cars Limited

Reporting Date	Mar 11, 2020			
Payment Date	Mar 20, 2020			
Period No	29			
Monthly Period	Feb 29, 2020			
Interest Period	From	Feb 20, 2020	to	Mar 20, 2020 = 29 days

20. Remaining Term

Initial Portfolio

Group (in months)	Aggregate Principal Balance (in EUR)	Aggregate Principal Balance (in % of total)	Number of Contracts	Number of Contracts (in % of total)
<= 6	20,139,249.55	1.87	1,845	3.17
> 6 - <= 12	50,536,528.09	4.70	3,933	6.76
> 12 - <= 24	171,299,952.34	15.93	11,654	20.03
> 24 - <= 36	388,304,361.55	36.11	20,241	34.79
> 36 - <= 42	130,449,406.13	12.13	6,507	11.19
> 42 - <= 48	156,183,577.11	14.52	7,315	12.57
> 48 - <= 53	40,426,095.56	3.76	1,793	3.08
> 53	117,960,715.00	10.97	4,888	8.40
Total	1,075,299,885.33	100.00	58,176	100.00

WA Remaining Term (in months):	34.05
Min (in months):	3.00
Max (in months):	60.00

Compartment German Auto Loans 7
Monthly Investor Report



Rolls-Royce
Motor Cars Limited

Reporting Date	Mar 11, 2020			
Payment Date	Mar 20, 2020			
Period No	29			
Monthly Period	Feb 29, 2020			
Interest Period	From	Feb 20, 2020	to	Mar 20, 2020 = 29 days

20. Remaining Term

Portfolio as of: Feb 29, 2020

Group (in months)	Aggregate Outstanding Principal Balance (in EUR)	Aggregate Outstanding Principal Balance (in % of total)	Number of Contracts	Number of Contracts (in % of total)
<= 6	117,373,680.35	36.66	13,143	48.65
> 6 - <= 12	33,882,224.12	10.58	2,718	10.06
> 12 - <= 24	112,372,785.63	35.10	7,893	29.21
> 24 - <= 36	56,539,716.33	17.66	3,264	12.08
> 36 - <= 42	0.00	0.00	0	0.00
> 42 - <= 48	0.00	0.00	0	0.00
> 48 - <= 53	0.00	0.00	0	0.00
> 53	0.00	0.00	0	0.00
Total	320,168,406.43	100.00	27,018	100.00

WA Remaining Term (in months):	12.41
Min (in months):	0.00
Max (in months):	31.00

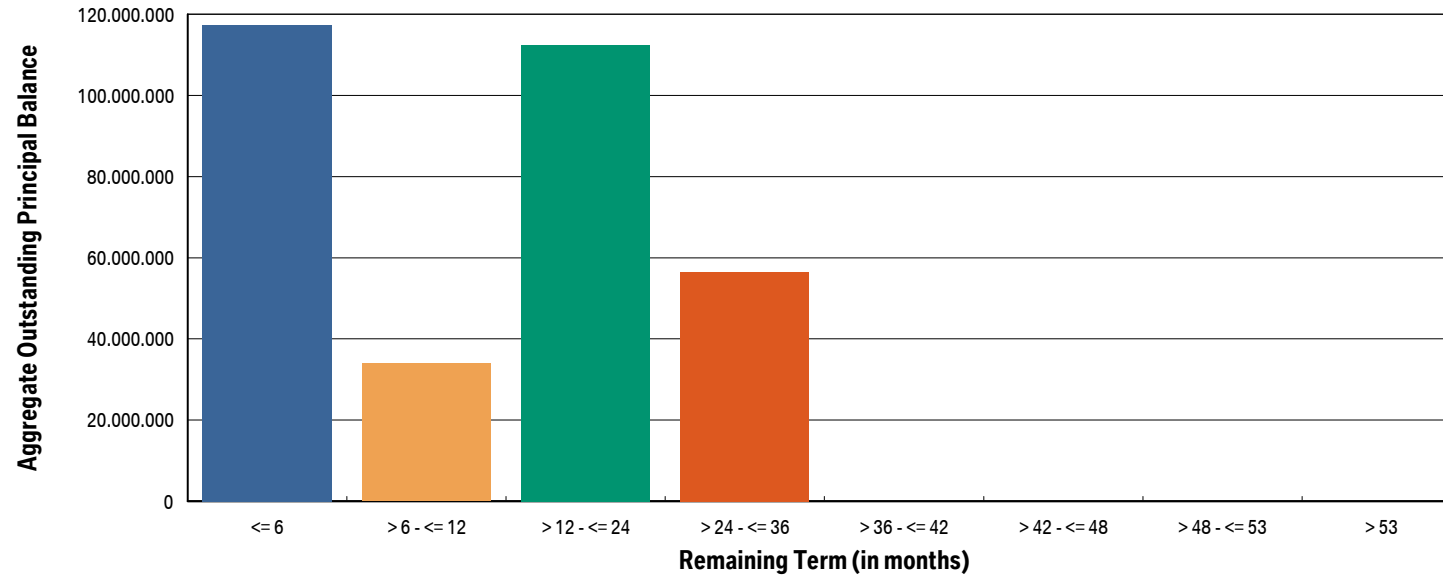
Compartment German Auto Loans 7
Monthly Investor Report



Rolls-Royce
 Motor Cars Limited

Reporting Date	Mar 11, 2020				
Payment Date	Mar 20, 2020				
Period No	29				
Monthly Period	Feb 29, 2020				
Interest Period	From	Feb 20, 2020	to	Mar 20, 2020	= 29 days

20a. Remaining Term (graph)



Compartment German Auto Loans 7
Monthly Investor Report



Rolls-Royce
Motor Cars Limited

Reporting Date	Mar 11, 2020			
Payment Date	Mar 20, 2020			
Period No	29			
Monthly Period	Feb 29, 2020			
Interest Period	From	Feb 20, 2020	to	Mar 20, 2020 = 29 days

21. Original Term

Initial Portfolio

Group (in months)	Aggregate Principal Balance (in EUR)	Aggregate Principal Balance (in % of total)	Number of Contracts	Number of Contracts (in % of total)
<= 6	0.00	0.00	0	0.00
> 6 - <= 12	741,642.57	0.07	269	0.46
> 12 - <= 24	41,782,594.85	3.89	4,381	7.53
> 24 - <= 36	508,474,086.15	47.29	27,485	47.24
> 36 - <= 42	5,442,641.12	0.51	386	0.66
> 42 - <= 48	285,160,953.22	26.52	14,779	25.40
> 48 - <= 53	773,733.14	0.07	51	0.09
> 53	232,924,234.28	21.66	10,825	18.61
Total	1,075,299,885.33	100.00	58,176	100.00

WA Original Term (in months):	43.87
Min (in months):	7.00
Max (in months):	120.00

Compartment German Auto Loans 7
Monthly Investor Report



Rolls-Royce
Motor Cars Limited

Reporting Date	Mar 11, 2020			
Payment Date	Mar 20, 2020			
Period No	29			
Monthly Period	Feb 29, 2020			
Interest Period	From	Feb 20, 2020	to	Mar 20, 2020 = 29 days

21. Original Term

Portfolio as of: Feb 29, 2020

Group (in months)	Aggregate Outstanding Principal Balance (in EUR)	Aggregate Outstanding Principal Balance (in % of total)	Number of Contracts	Number of Contracts (in % of total)
<= 6	0.00	0.00	0	0.00
> 6 - <= 12	0.00	0.00	0	0.00
> 12 - <= 24	14,687.93	0.00	31	0.11
> 24 - <= 36	107,386,232.65	33.54	10,830	40.08
> 36 - <= 42	1,306,198.78	0.41	172	0.64
> 42 - <= 48	114,511,288.70	35.77	9,290	34.38
> 48 - <= 53	316,278.35	0.10	32	0.12
> 53	96,633,720.02	30.18	6,663	24.66
Total	320,168,406.43	100.00	27,018	100.00

WA Original Term (in months):	47.55
Min (in months):	18.00
Max (in months):	96.00

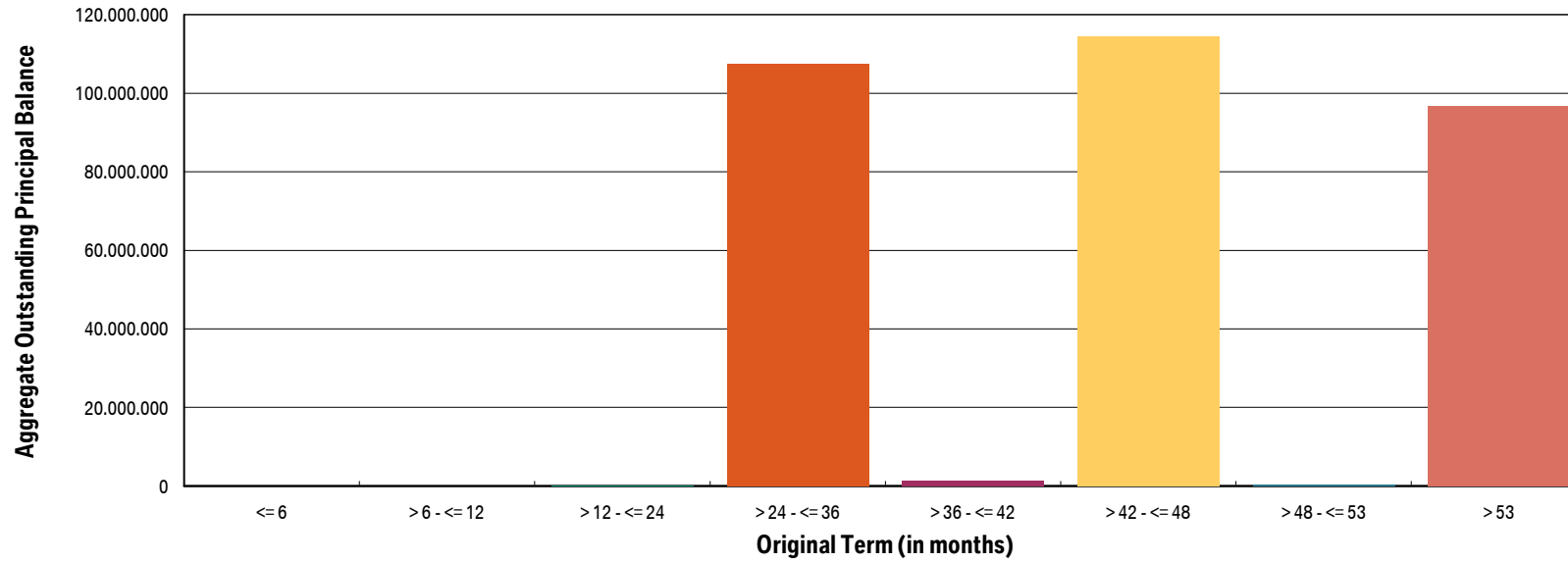
Compartment German Auto Loans 7
Monthly Investor Report



Rolls-Royce
 Motor Cars Limited

Reporting Date	Mar 11, 2020				
Payment Date	Mar 20, 2020				
Period No	29				
Monthly Period	Feb 29, 2020				
Interest Period	From	Feb 20, 2020	to	Mar 20, 2020	= 29 days

21a. Original Term (graph)



Compartment German Auto Loans 7
Monthly Investor Report



Rolls-Royce
Motor Cars Limited

Reporting Date	Mar 11, 2020			
Payment Date	Mar 20, 2020			
Period No	29			
Monthly Period	Feb 29, 2020			
Interest Period	From	Feb 20, 2020	to	Mar 20, 2020 = 29 days

22. Vehicle Class

Initial Portfolio

Group	Aggregate Principal Balance (in EUR)	Aggregate Principal Balance (in % of total)	Number of Contracts	Number of Contracts (in % of total)
BMW 1 Series	124,156,707.04	11.55	9,479	16.29
BMW 2 Series	102,433,319.71	9.53	4,414	7.59
BMW 3 Series	161,594,042.71	15.03	9,553	16.42
BMW 4 Series	57,511,545.30	5.35	1,757	3.02
BMW 5 Series	154,036,449.18	14.32	7,004	12.04
BMW 6 Series	13,627,445.82	1.27	365	0.63
BMW 7 Series	17,876,857.30	1.66	590	1.01
BMW X1 Series	77,679,575.16	7.22	4,206	7.23
BMW X3 Series	62,911,891.13	5.85	2,830	4.86
BMW X4 Series	14,559,594.63	1.35	378	0.65
BMW X5 Series	56,974,044.39	5.30	1,642	2.82
BMW X6 Series	19,870,199.08	1.85	513	0.88
BMW Z Series	10,713,603.03	1.00	598	1.03
BMW i Series	3,039,138.94	0.28	91	0.16
MINI	136,089,516.00	12.66	8,921	15.33
Non BMW Group Models (incl. Motorcycles)	28,553,711.71	2.66	2,147	3.69
Other BMW Group (incl. Motorcycles)	33,672,244.20	3.13	3,688	6.34
Total	1,075,299,885.33	100.00	58,176	100.00

Compartment German Auto Loans 7
Monthly Investor Report



Rolls-Royce
Motor Cars Limited

Reporting Date	Mar 11, 2020			
Payment Date	Mar 20, 2020			
Period No	29			
Monthly Period	Feb 29, 2020			
Interest Period	From	Feb 20, 2020	to	Mar 20, 2020 = 29 days

22. Vehicle Class

Portfolio as of: Feb 29, 2020

Group	Aggregate Outstanding Principal Balance (in EUR)	Aggregate Outstanding Principal Balance (in % of total)	Number of Contracts	Number of Contracts (in % of total)
BMW 1 Series	32,451,185.43	10.14	4,051	14.99
BMW 2 Series	34,359,141.84	10.73	2,284	8.45
BMW 3 Series	49,147,186.09	15.35	4,434	16.41
BMW 4 Series	18,052,779.95	5.64	899	3.33
BMW 5 Series	49,450,425.26	15.45	3,508	12.98
BMW 6 Series	3,842,955.68	1.20	177	0.66
BMW 7 Series	4,558,927.88	1.42	241	0.89
BMW X1 Series	23,101,048.29	7.22	2,024	7.49
BMW X3 Series	20,630,895.07	6.44	1,448	5.36
BMW X4 Series	4,530,084.08	1.41	189	0.70
BMW X5 Series	16,873,441.92	5.27	742	2.75
BMW X6 Series	5,221,790.24	1.63	209	0.77
BMW Z Series	2,765,548.45	0.86	248	0.92
BMW i Series	954,100.95	0.30	43	0.16
MINI	40,791,230.96	12.74	4,344	16.08
Non BMW Group Models (incl. Motorcycles)	7,846,143.55	2.45	927	3.43
Other BMW Group (incl. Motorcycles)	5,591,520.79	1.75	1,250	4.63
Total	320,168,406.43	100.00	27,018	100.00

Compartment German Auto Loans 7
Monthly Investor Report



Rolls-Royce
 Motor Cars Limited

Reporting Date	Mar 11, 2020			
Payment Date	Mar 20, 2020			
Period No	29			
Monthly Period	Feb 29, 2020			
Interest Period	From	Feb 20, 2020	to	Mar 20, 2020 = 29 days

23. Payment Type

Initial Portfolio:

Group	Aggregate Principal Balance (in EUR)	Aggregate Principal Balance (in % of total)	Number of Contracts	Number of Contracts (in % of total)
Direct debit	1,072,573,425.67	99.75	58,012	99.72
Self payment	2,726,459.66	0.25	164	0.28
Total	1,075,299,885.33	100.00	58,176	100.00

Portfolio as of: Feb 29, 2020

Group	Aggregate Outstanding Principal Balance (in EUR)	Aggregate Outstanding Principal Balance (in % of total)	Number of Contracts	Number of Contracts (in % of total)
Direct debit	315,412,789.24	98.51	26,438	97.85
Self payment	4,755,617.19	1.49	580	2.15
Total	320,168,406.43	100.00	27,018	100.00

Compartment German Auto Loans 7
Monthly Investor Report



Rolls-Royce
 Motor Cars Limited

Reporting Date	Mar 11, 2020			
Payment Date	Mar 20, 2020			
Period No	29			
Monthly Period	Feb 29, 2020			
Interest Period	From	Feb 20, 2020	to	Mar 20, 2020 = 29 days

24. Interest Rates

Weighted Average Nominal Interest Rate (in %)		
Aggregate Principal Balance (Initial)	1,075,299,885.33	3.20
Aggregate Outstanding Principal Balance	320,168,406.43	3.06

Compartment German Auto Loans 7
Monthly Investor Report



Rolls-Royce
 Motor Cars Limited

Reporting Date	Mar 11, 2020			
Payment Date	Mar 20, 2020			
Period No	29			
Monthly Period	Feb 29, 2020			
Interest Period	From	Feb 20, 2020	to	Mar 20, 2020 = 29 days

25. Credit Type

Initial Portfolio

Credit Type	Aggregate Principal Balance (in EUR)	Aggregate Principal Balance (in % of total)	Number of Contracts	Number of Contracts (in % of total)
Balloon	1,062,022,231.05	98.77	56,097	96.43
Equal Instalment Loan	13,277,654.28	1.23	2,079	3.57
Total	1,075,299,885.33	100.00	58,176	100.00

Portfolio as of: Feb 29, 2020

Credit Type	Aggregate Outstanding Principal Balance (in EUR)	Aggregate Outstanding Principal Balance (in % of total)	Number of Contracts	Number of Contracts (in % of total)
Balloon	318,699,610.00	99.54	26,471	97.98
Equal Instalment Loan	1,468,796.43	0.46	547	2.02
Total	320,168,406.43	100.00	27,018	100.00

Compartment German Auto Loans 7
Monthly Investor Report



Rolls-Royce
Motor Cars Limited

Reporting Date	Mar 11, 2020			
Payment Date	Mar 20, 2020			
Period No	29			
Monthly Period	Feb 29, 2020			
Interest Period	From	Feb 20, 2020	to	Mar 20, 2020 = 29 days

26. Contracts Per Customer

Initial Portfolio

Group	Aggregate Principal Balance (in EUR)	Aggregate Principal Balance (in % of total)	Number of Contracts	Number of Contracts (in % of total)
1	1,018,379,438.01	94.71	55,690	95.73
2 - 4	50,359,193.50	4.68	2,194	3.77
5 - 7	1,300,446.96	0.12	59	0.10
8 - 10	106,131.77	0.01	16	0.03
> 10	5,154,675.09	0.48	217	0.37
Total	1,075,299,885.33	100.00	58,176	100.00

Portfolio as of: Feb 29, 2020

Group	Aggregate Outstanding Principal Balance (in EUR)	Aggregate Outstanding Principal Balance (in % of total)	Number of Contracts	Number of Contracts (in % of total)
1	313,051,800.07	97.78	26,554	98.28
2 - 4	6,709,551.04	2.10	422	1.56
5 - 7	156,724.35	0.05	16	0.06
8 - 10	0.00	0.00	0	0.00
> 10	250,330.97	0.08	26	0.10
Total	320,168,406.43	100.00	27,018	100.00

Compartment German Auto Loans 7
Monthly Investor Report



Rolls-Royce
Motor Cars Limited

Reporting Date	Mar 11, 2020			
Payment Date	Mar 20, 2020			
Period No	29			
Monthly Period	Feb 29, 2020			
Interest Period	From	Feb 20, 2020	to	Mar 20, 2020 = 29 days

27. Amortisation

Initial Portfolio

Period	Principal Balance (in EUR)
	1,075,299,885.33
1	1,060,943,391.23
2	1,046,546,518.25
3	1,028,143,480.96
4	1,009,946,120.87
5	991,276,856.02
6	971,651,928.95
7	951,997,456.32
8	932,474,767.43
9	912,587,307.97
10	890,868,439.21
11	869,990,343.74
12	849,480,237.36
13	829,978,972.02
14	810,931,432.99
15	790,929,469.38
16	772,219,217.94
17	750,648,817.76
18	726,612,568.15
19	702,257,186.81
20	679,888,041.08
21	655,697,343.74
22	633,150,616.59
23	613,571,691.51
24	593,874,982.31
25	573,575,290.96
26	553,638,349.72
27	532,836,607.01
28	515,589,425.57
29	477,211,044.30

Current Portfolio

Period	Principal Balance in EUR	Reduction in EUR
	320,168,406.43	
1	284,843,625.69	35,324,780.74
2	254,493,494.95	30,350,130.74
3	225,184,174.68	29,309,320.27
4	192,628,203.61	32,555,971.07
5	186,989,446.13	5,638,757.48
6	181,671,300.80	5,318,145.33
7	176,228,595.45	5,442,705.35
8	170,402,256.23	5,826,339.22
9	164,223,940.36	6,178,315.87
10	157,696,024.86	6,527,915.50
11	151,556,898.38	6,139,126.48
12	134,913,582.75	16,643,315.63
13	114,806,806.69	20,106,776.06
14	97,793,600.32	17,013,206.37
15	81,372,695.66	16,420,904.66
16	62,142,559.17	19,230,136.49
17	59,232,838.62	2,909,720.55
18	56,610,296.97	2,622,541.65
19	53,739,872.35	2,870,424.62
20	51,259,745.41	2,480,126.94
21	48,889,001.06	2,370,744.35
22	46,875,081.52	2,013,919.54
23	44,777,087.73	2,097,993.79
24	36,872,367.29	7,904,720.44
25	26,528,531.05	10,343,836.24
26	17,905,974.59	8,622,556.46
27	9,151,764.52	8,754,210.07
28	5,467.85	9,146,296.67
29	791.98	4,675.87

Compartment German Auto Loans 7
Monthly Investor Report



Rolls-Royce
 Motor Cars Limited

Reporting Date	Mar 11, 2020		
Payment Date	Mar 20, 2020		
Period No	29		
Monthly Period	Feb 29, 2020		
Interest Period	From	Feb 20, 2020	to Mar 20, 2020 = 29 days

27. Amortisation

Initial Portfolio

Period	Principal Balance (in EUR)
30	425,194,308.95
31	378,332,531.28
32	336,316,528.85
33	289,247,873.94
34	280,298,657.42
35	271,916,844.49
36	263,687,868.36
37	254,598,533.08
38	244,763,914.79
39	234,739,277.31
40	225,614,638.49
41	199,638,859.87
42	170,229,127.29
43	145,192,330.37
44	121,255,944.52
45	93,869,705.18
46	89,405,174.31
47	85,501,055.08
48	81,172,434.65
49	77,410,499.88
50	73,828,614.72
51	70,432,279.34
52	67,340,372.25
53	55,044,094.06
54	39,464,117.62
55	26,196,870.79
56	13,694,526.94
57	11,530.21
58	4,318.90
59	1,770.62

Current Portfolio

Period	Principal Balance in EUR	Reduction in EUR
30	346.67	445.31
31	0.00	346.67
32	0.00	0.00
33	0.00	0.00
34	0.00	0.00
35	0.00	0.00
36	0.00	0.00
37	0.00	0.00
38	0.00	0.00
39	0.00	0.00
40	0.00	0.00
41	0.00	0.00
42	0.00	0.00
43	0.00	0.00
44	0.00	0.00
45	0.00	0.00
46	0.00	0.00
47	0.00	0.00
48	0.00	0.00
49	0.00	0.00
50	0.00	0.00
51	0.00	0.00
52	0.00	0.00
53	0.00	0.00
54	0.00	0.00
55	0.00	0.00
56	0.00	0.00
57	0.00	0.00
58	0.00	0.00
59	0.00	0.00

Compartment German Auto Loans 7
Monthly Investor Report



Rolls-Royce
 Motor Cars Limited

Reporting Date	Mar 11, 2020				
Payment Date	Mar 20, 2020				
Period No	29				
Monthly Period	Feb 29, 2020				
Interest Period	From	Feb 20, 2020	to	Mar 20, 2020	= 29 days

27. Amortisation

Initial Portfolio

Period	Principal Balance (in EUR)
60	0.00

Current Portfolio

Period	Principal Balance in EUR	Reduction in EUR
60	0.00	0.00

Compartment German Auto Loans 7
Monthly Investor Report



Rolls-Royce
 Motor Cars Limited

Reporting Date	Mar 11, 2020				
Payment Date	Mar 20, 2020				
Period No	29				
Monthly Period	Feb 29, 2020				
Interest Period	From	Feb 20, 2020	to	Mar 20, 2020	= 29 days

28. Priority of Payments

Priority of Payments*

Available Distribution Amount	+	35,510,621.35
Taxes	-	0.00
Trustee Payment	-	0.00
Senior Expenses	-	200.57
Swap Net Payment	-	35,405.17
Class A Interest	-	0.00
Class B Interest	-	60,661.68
Cash Reserve	-	5,380,000.00
Principal Class A	-	30,034,353.93
Principal Class B	-	0.00
Swap Termination Event	-	0.00
Subordinated Loan Interest	-	0.00
Subordinated Loan Principal	-	0.00
Seller	-	0.00

*all Amounts in EUR

Compartment German Auto Loans 7
Monthly Investor Report



Rolls-Royce
 Motor Cars Limited

Reporting Date	Mar 11, 2020			
Payment Date	Mar 20, 2020			
Period No	29			
Monthly Period	Feb 29, 2020			
Interest Period	From	Feb 20, 2020	to	Mar 20, 2020 = 29 days

29. Transaction Costs

	Class A	Class B	Subordinated Loan	Total
Senior Expenses				200.57
Interest accrued for the Period (in EUR)	0.00	60,661.68	3,337.09	63,998.77
Interest payments for the Period (in EUR)	0.00	60,661.68	0.00	60,661.68
Cumulative Interest Payments (in EUR)	375,000.00	1,849,036.68	0.00	2,224,036.68
Unpaid Interest for the Period (in EUR)	0.00	0.00	3,337.09	3,337.09
Cumulative Unpaid Interest (in EUR)	0.00	0.00	113,470.94	113,470.94

Compartment German Auto Loans 7
Monthly Investor Report



Rolls-Royce
Motor Cars Limited

Reporting Date	Mar 11, 2020			
Payment Date	Mar 20, 2020			
Period No	29			
Monthly Period	Feb 29, 2020			
Interest Period	From	Feb 20, 2020	to	Mar 20, 2020 = 29 days

30. Ratings

			Fitch	S&P	Moody's	DBRS
Notes - current ratings						
	Class A		AAA	N/A	Aaa	N/A
	Class B		N/A	N/A	N/A	N/A

			Fitch	S&P	Moody's	DBRS	Trigger Breached
Transaction Parties - current ratings							
	BMW AG	long term	N/A	A+	A1	A high	no
		short term	N/A	A-1	P-1	N/A	no
Issuer Account Bank:	Bank of New York Mellon, Frankfurt Branch	long term	AA+	N/A	Aa1	N/A	no
		short term	F1+	N/A	P-1	N/A	no
Swap Provider:	Skandinaviska Enskilda Banken AB (publ)	long term	AA-	N/A	Aa2	N/A	no
		short term	F1+	N/A	P-1	N/A	no
Calculation Agent:	Bank of New York Mellon, London Branch	long term	AA+	N/A	Aa1	N/A	no
		short term	F1+	N/A	P-1	N/A	no
Trustee:	BNY Mellon Corporate Trustee Services Limited	long term	AA+	N/A	Aa1	N/A	no
		short term	F1+	N/A	P-1	N/A	no

			Fitch	S&P	Moody's	DBRS
Transaction Parties - required ratings						
	BMW AG	long term	N/A	N/A	A2	N/A
		short term	N/A	N/A	P-1	N/A
Issuer Account Bank:	Bank of New York Mellon, Frankfurt Branch	long term	A	N/A	A2	N/A
		short term	F1	N/A	P-1	N/A
Swap Provider:	Skandinaviska Enskilda Banken AB (publ)	long term	A	N/A	A2	N/A
		short term	F1	N/A	P-1	N/A

Compartment German Auto Loans 7
Monthly Investor Report



Rolls-Royce
 Motor Cars Limited

Reporting Date	Mar 11, 2020			
Payment Date	Mar 20, 2020			
Period No	29			
Monthly Period	Feb 29, 2020			
Interest Period	From	Feb 20, 2020	to	Mar 20, 2020 = 29 days

31. Swap Counterparty Data

Swap Counterparty Data	
Swap counterparty provider	Skandinaviska Enskilda Banken AB (publ)
Swap termination event	No

Swap Data	
Swap type	Fixed floating interest rate swap
Notional amount (in EUR)	229,655,172.06
Fixed rate (in %)	-0.2790
Floating rate (Euribor in %)	-0.4800
Net swap payments (in EUR) (- from SPV / + to SPV)	-35,405.17