



Bavarian Sky S.A., Compartment German Auto Loans 7

Monthly Investor Report - January 2020

**BMW
GROUP**



Rolls-Royce
Motor Cars Limited

Compartment German Auto Loans 7

Monthly Investor Report

**BMW
GROUP**



Rolls-Royce
Motor Cars Limited

Reporting Date	Feb 11, 2020
Payment Date	Feb 20, 2020
Period No	28
Monthly Period	Jan 31, 2020
Interest Period	From Jan 20, 2020 to Feb 20, 2020 = 31 days

Index

1. Contact Information
2. Reporting Contact Details
3. Counterparty History
4. Overview Dates
5. Portfolio Information
6. Reserves
7. Performance Data
8. Defaulted Amount & Recovery Amount
9. Defaulted Amount & Recovery Amount - Loan Level Data
10. Outstanding Note Balance
11. Original Principal Balance
12. Aggregate Principal Balance
13. Aggregate Outstanding Principal Balance
14. Down Payments
15. Borrower Concentration
16. Geographical Distribution
17. Car Type & Customer Group
18. Delinquencies
19. Seasoning
20. Remaining Term
21. Original Term
22. Vehicle Class
23. Payment Type
24. Interest Rates
25. Credit Type
26. Contracts per Customer
27. Amortisation
28. Priority of Payments
29. Transaction Costs
30. Ratings
31. Swap Counterparty Data

Compartment German Auto Loans 7
Monthly Investor Report

BMW
GROUP



Rolls-Royce
Motor Cars Limited

Reporting Date	Feb 11, 2020		
Payment Date	Feb 20, 2020		
Period No	28		
Monthly Period	Jan 31, 2020		
Interest Period	From	Jan 20, 2020	to Feb 20, 2020 = 31 days

1. Contact Information

Transaction Parties

Issuer:

Bavarian Sky S.A.

Acting in respect of its Compartment German Auto Loans 7
2a, rue Nicolas Bové
L-1253 Luxembourg
Luxembourg
Attn.: Valérie Schleimer
valerie.schleimer@intertrustgroup.com
+352 26 4491

Corporate Administrator:

Intertrust (Luxembourg) S.à r.l.

6, Rue Eugène Ruppert
L-2453 Luxembourg
Luxembourg
Attn.: BUO - Capital Markets
LU-BavarianSky@intertrustgroup.com
+352 26 44 91

Originator/Servicer:

BMW Bank GmbH

Lilienthalallee 26
80939 Munich
Germany
Attn.: Antoun Zakhour
abs.bmwgroup@bmw.de
+49-89-382-61467
Attn.: Michael Dalchow
abs.bmwgroup@bmw.de
+49-89-382-53070

Compartment German Auto Loans 7
Monthly Investor Report

BMW
GROUP



Rolls-Royce
Motor Cars Limited

Reporting Date	Feb 11, 2020
Payment Date	Feb 20, 2020
Period No	28
Monthly Period	Jan 31, 2020
Interest Period	From Jan 20, 2020 to Feb 20, 2020 = 31 days

1. Contact Information

Transaction Parties

Calculation Agent/Paying Agent/

Bank of New York Mellon, London Branch

One Canada Square
E14 5AL London
United Kingdom
Attn.: Corporate Trust Administration
BNYM.structured.finance.team.8@bnymellon.com

Trustee:

BNY Mellon Corporate Trustee Services Limited

One Canada Square
E14 5AL London
United Kingdom
Attn.: Corporate Trust Administration
BNYM.structured.finance.team.8@bnymellon.com

Issuer Account Bank:

Bank of New York Mellon, Frankfurt Branch

Friedrich-Ebert-Anlage 49, Messeturm
60327 Frankfurt am Main
Germany
Attn.: Corporate Trust Administrator
BNYM.Structured.Finance.Team.8@bnymellon.com

Compartment German Auto Loans 7
Monthly Investor Report

BMW
GROUP



Rolls-Royce
Motor Cars Limited

Reporting Date	Feb 11, 2020
Payment Date	Feb 20, 2020
Period No	28
Monthly Period	Jan 31, 2020
Interest Period	From Jan 20, 2020 to Feb 20, 2020 = 31 days

1. Contact Information

Transaction Parties

Data Trustee:

Bank of New York Mellon, Frankfurt Branch
Friedrich-Ebert-Anlage 46, Messeturm
60327 Frankfurt am Main
Germany
Attn.: Corporate Trust Administration
BNYM.structured.finance.team.8@bnymellon.com

Swap Counterparty:

Skandinaviska Enskilda Banken AB (publ)
Kungsträdgårdsgatan 8
SE-106 40 Stockholm
Sweden
docunit@seb.se

Rating Agencies:

Fitch Ratings Ltd
30 North Colonnade, Canary Wharf
E14 5GN London
United Kingdom
ABSsurveillance@fitchratings.com

Moody's Deutschland GmbH
An der Welle 5
60322 Frankfurt am Main
Germany
monitor.abs@moodys.com

Compartment German Auto Loans 7
Monthly Investor Report

BMW
GROUP



Rolls-Royce
Motor Cars Limited

Reporting Date	Feb 11, 2020
Payment Date	Feb 20, 2020
Period No	28
Monthly Period	Jan 31, 2020
Interest Period	From Jan 20, 2020 to Feb 20, 2020 = 31 days

2. Reporting Contact Details

Contact for Servicer Report (Portfolio related information in Investor Report)

Contact for Investor Reporting:

BMW Bank GmbH

Lilienthalallee 26
80939 Munich
Germany
Attn.: Antoun Zakhour
abs.bmwgroup@bmw.de
+49-89-382-61467

Attn.: Michael Dalchow
abs.bmwgroup@bmw.de
+49-89-382-53070

Calculation Agent:

Bank of New York Mellon, London Branch

One Canada Square
E14 5AL London
United Kingdom
Attn. Corporate Trust Administration
BNYM.structured.finance.team.8@bnymellon.com

Compartment German Auto Loans 7
Monthly Investor Report

BMW
GROUP



Rolls-Royce
Motor Cars Limited

Reporting Date	Feb 11, 2020
Payment Date	Feb 20, 2020
Period No	28
Monthly Period	Jan 31, 2020
Interest Period	From Jan 20, 2020 to Feb 20, 2020 = 31 days

3. Counterparty History

Replacement Party to be added if applicable

Compartment German Auto Loans 7
Monthly Investor Report



Rolls-Royce
 Motor Cars Limited

Reporting Date	Feb 11, 2020			
Payment Date	Feb 20, 2020			
Period No	28			
Monthly Period	Jan 31, 2020			
Interest Period	From	Jan 20, 2020	to	Feb 20, 2020 = 31 days

4. Overview Dates

Initial Cut-Off Date:	30/09/2017		
Issue Date:	18/10/2017	Legal Maturity Date:	20/10/2024
Reporting Date	11/02/2020		
Investor Reporting Date	18/02/2020		
Interest Determination Date	16/01/2020		
Reporting Frequency:	monthly		
Monthly Period No. (since Issue Date):	28	(since Issue Date)	
Payment Date:	20/02/2020		
Next Payment Date	20/03/2020		
Monthly Period:	01/01/2020	until	31/01/2020

Compartment German Auto Loans 7
Monthly Investor Report



Rolls-Royce
Motor Cars Limited

Reporting Date	Feb 11, 2020			
Payment Date	Feb 20, 2020			
Period No	28			
Monthly Period	Jan 31, 2020			
Interest Period	From	Jan 20, 2020	to	Feb 20, 2020 = 31 days

5. Portfolio Information

	current period	prior period
Outstanding receivables in EUR	Aggregate outstanding principal balance	Aggregate outstanding principal balance
Beginning of period in EUR	369,661,913.60	391,409,990.37
Scheduled principal payments in EUR	11,573,080.16	13,242,533.31
Prepayment* principal in EUR	7,683,875.62	7,685,315.66
Prepayments* number of contracts	548	505
Repurchases* principal in EUR	777,733.07	678,075.94
Repurchases* number of contracts	54	42
Total principal collections in EUR	20,034,688.85	21,605,924.91
Total interest collections in EUR	935,139.91	983,785.50
Defaulted Amounts in EUR	314,923.92	236,065.20
Recoveries in EUR	169,621.15	93,913.34
Late Recoveries in EUR	33,315.20	29,293.74
End of Period in EUR	349,481,921.98	369,661,913.60
Current prepayment rate (annualised) in %	22.92	21.84

* Prepayments are defined as all contracts that are early settled by the borrower and repurchases are defined as all contracts that are repurchased due to modification of contract.

Compartment German Auto Loans 7
Monthly Investor Report



Rolls-Royce
Motor Cars Limited

Reporting Date	Feb 11, 2020			
Payment Date	Feb 20, 2020			
Period No	28			
Monthly Period	Jan 31, 2020			
Interest Period	From	Jan 20, 2020	to	Feb 20, 2020 = 31 days

6. Reserves

Aggregate outstanding notes balance

Initial outstanding notes balance in EUR 1,075,300,000.00

Cash Reserve	in EUR
Outstanding cash reserve beginning of period	5,380,000.00
Interest on cash reserve - previous period	0.00
Required cash reserve	5,380,000.00
Outstanding cash reserve end of period	5,380,000.00

Triggers*								
Reserves	Current ratio	Trigger	Required Rating BMW AG				Trigger Breach	
			Fitch	S&P	Moody's	DBRS		
Commingling Reserve			Long Term	A	N/A	A2	N/A	no
			Short Term	F1	N/A	P-1	N/A	no

* Breach of one of these triggers in conjunction with any other event as set out in the Servicing Agreement and/or the Receivables Purchase Agreement will oblige BMW Bank GmbH to post additional cash collateral. The Reserves will be adjusted on a monthly basis and shall be deposited in the Issuer Account and exclusively reserved to cover risks.

Commingling Reserve	in EUR
Outstanding Commingling Reserve end of period	0.00

Set-Off Risk (current ratio): 0,01%

Compartment German Auto Loans 7
Monthly Investor Report



Rolls-Royce
 Motor Cars Limited

Reporting Date	Feb 11, 2020		
Payment Date	Feb 20, 2020		
Period No	28		
Monthly Period	Jan 31, 2020		
Interest Period	From	Jan 20, 2020	to Feb 20, 2020 = 31 days

7. Performance Data

Aggregate outstanding notes balance

Beginning of period (in EUR)	325,831,580.21
End of period (in EUR)	304,955,172.06

Ratios

31- 60 days past due

	(in EUR)	(in %)
31- 60 days past due period before previous period	887,958.02	0.23
31- 60 days past due previous period	779,803.60	0.21
31- 60 days past due current period	894,926.13	0.26

61- 90 days past due

	(in EUR)	(in %)
61- 90 days past due period before previous period	318,282.07	0.08
61- 90 days past due previous period	377,026.15	0.10
61- 90 days past due current period	325,572.66	0.09

Cumulative net loss ratio

Current ratio

Cumulative net loss ratio (in %)	0.34
----------------------------------	------

Compartment German Auto Loans 7
Monthly Investor Report



Rolls-Royce
 Motor Cars Limited

Reporting Date	Feb 11, 2020			
Payment Date	Feb 20, 2020			
Period No	28			
Monthly Period	Jan 31, 2020			
Interest Period	From	Jan 20, 2020	to	Feb 20, 2020 = 31 days

7. Performance Data

Performance data	
Number of contracts being 31 - 60 days delinquent	53
Number of contracts being 61 - 90 days delinquent	23
Balance of contracts being 31 - 60 days delinquent (in EUR)	894,926.13
Balance of contracts being 61 - 90 days delinquent (in EUR)	325,572.66
Defaulted amounts (in EUR)	314,923.92
Cumulative defaulted amounts (in EUR)	7,572,057.28
Recoveries (in EUR)	169,621.15
Cumulative recoveries (in EUR)	3,967,409.44

Compartment German Auto Loans 7
Monthly Investor Report



Rolls-Royce
Motor Cars Limited

Reporting Date	Feb 11, 2020			
Payment Date	Feb 20, 2020			
Period No	28			
Monthly Period	Jan 31, 2020			
Interest Period	From	Jan 20, 2020	to	Feb 20, 2020 = 31 days

8. Defaulted Amount & Recovery Amount

(as at end of Monthly Period)

Collection Period	No. of Defaulted Agreements in Collection Period	Defaulted Amount in Collection Period (in EUR)	Cumulative Defaulted Amount since Initial Cut-Off Date (in EUR)	Cumulative Amount of Purchased Receivables (in EUR)	Cumulative Default Ratio (in %)	Recovery Amount in Collection Period (in EUR)	Cumulative Recoveries since Initial Cut-Off Date (in EUR)	Cumulative Net Losses (in EUR)	Cumulative Net Loss Ratio (in %)
Sept - 17	0	n/a	n/a	1,075,299,885.33	n/a	n/a	n/a	n/a	n/a
Oct - 17	12	62.01	62.01	1,075,299,885.33	0.00	0.00	0.00	62.01	0.00
Nov - 17	18	79.32	141.33	1,075,299,885.33	0.00	0.00	0.00	141.33	0.00
Dec - 17	17	65.10	206.43	1,075,299,885.33	0.00	0.00	0.00	206.43	0.00
Jan - 18	20	87,506.96	87,713.39	1,075,299,885.33	0.01	51,683.18	51,683.18	36,030.21	0.00
Feb - 18	18	84,172.99	171,886.38	1,075,299,885.33	0.02	61,520.07	113,203.25	58,683.13	0.01
Mar - 18	14	129,057.18	300,943.56	1,075,299,885.33	0.03	61,859.37	175,062.62	125,880.94	0.01
Apr - 18	22	83,113.92	384,057.48	1,075,299,885.33	0.04	41,694.28	216,756.90	167,300.58	0.02
May - 18	24	267,416.46	651,473.94	1,075,299,885.33	0.06	114,363.34	331,120.24	320,353.70	0.03
June - 18	25	327,360.95	978,834.89	1,075,299,885.33	0.09	162,353.97	493,474.21	485,360.68	0.05
July - 18	20	245,137.39	1,223,972.28	1,075,299,885.33	0.11	136,969.99	630,444.20	593,528.08	0.06
Aug - 18	34	471,551.50	1,695,523.78	1,075,299,885.33	0.16	269,691.87	900,136.07	795,387.71	0.07
Sept - 18	24	368,588.76	2,064,112.54	1,075,299,885.33	0.19	222,746.68	1,122,882.75	941,229.79	0.09
Oct - 18	37	416,112.35	2,480,224.89	1,075,299,885.33	0.23	240,505.93	1,363,388.68	1,116,836.21	0.10
Nov - 18	31	236,693.50	2,716,918.39	1,075,299,885.33	0.25	113,001.36	1,476,390.04	1,240,528.35	0.12
Dec - 18	20	317,952.16	3,034,870.55	1,075,299,885.33	0.28	109,040.43	1,585,430.47	1,449,440.08	0.13
Jan - 19	37	253,107.72	3,287,978.27	1,075,299,885.33	0.31	132,610.79	1,718,041.26	1,569,937.01	0.15
Feb - 19	28	207,238.41	3,495,216.68	1,075,299,885.33	0.33	94,566.91	1,812,608.17	1,682,608.51	0.16
Mar - 19	39	473,376.34	3,968,593.02	1,075,299,885.33	0.37	283,971.38	2,096,579.55	1,872,013.47	0.17
Apr - 19	35	338,051.22	4,306,644.24	1,075,299,885.33	0.40	164,327.47	2,260,907.02	2,045,737.22	0.19
May - 19	49	439,713.54	4,746,357.78	1,075,299,885.33	0.44	238,073.17	2,498,980.19	2,247,377.59	0.21
June - 19	19	313,280.11	5,059,637.89	1,075,299,885.33	0.47	186,962.51	2,685,942.70	2,373,695.19	0.22
July - 19	34	312,975.80	5,372,613.69	1,075,299,885.33	0.50	151,618.48	2,837,561.18	2,535,052.51	0.24
Aug - 19	39	527,047.82	5,899,661.51	1,075,299,885.33	0.55	269,347.16	3,106,908.34	2,792,753.17	0.26
Sept - 19	33	316,972.54	6,216,634.05	1,075,299,885.33	0.58	134,929.97	3,241,838.31	2,974,795.74	0.28
Oct - 19	28	351,031.23	6,567,665.28	1,075,299,885.33	0.61	198,908.70	3,440,747.01	3,126,918.27	0.29
Nov - 19	34	453,402.88	7,021,068.16	1,075,299,885.33	0.65	263,127.94	3,703,874.95	3,317,193.21	0.31
Dec - 19	35	236,065.20	7,257,133.36	1,075,299,885.33	0.67	93,913.34	3,797,788.29	3,459,345.07	0.32
Jan - 20	29	314,923.92	7,572,057.28	1,075,299,885.33	0.70	169,621.15	3,967,409.44	3,604,647.84	0.34

Compartment German Auto Loans 7
Monthly Investor Report



Rolls-Royce
Motor Cars Limited

Reporting Date	Feb 11, 2020		
Payment Date	Feb 20, 2020		
Period No	28		
Monthly Period	Jan 31, 2020		
Interest Period	From	Jan 20, 2020	to Feb 20, 2020 = 31 days

9. Defaulted Amount & Recovery Amount - Loan Level Data*

	Month / Year of Default	Month / Year of Loan Origination	Principal Balance (Initial in EUR)	Principal Balance of Loan at Default (in EUR)	Recovery Total (in EUR)	Principal Balance End of Period (in EUR)	Object Type (new / used)	Vehicle Series	Customer Type (private / commercial)	Out of Deal (Month / Year)
1	Jan - 18	Sept - 14	16,351.13	16,351.13	12,044.87	4,306.26	Used	5 Series	Commercial	
2	Jan - 18	Feb - 16	15,652.00	15,652.00	8,219.59	7,432.41	Used	X1 Series	Commercial	
3	Jan - 18	May - 17	38,255.90	37,796.02	37,796.02	0.00	Used	5 Series	Commercial	
4	Feb - 18	July - 16	26,755.60	26,145.58	15,419.35	10,726.23	Used	5 Series	Commercial	
5	Feb - 18	Feb - 17	9,447.90	9,295.57	8,097.14	1,198.43	Used	Other BMW Group	Private	
6	Feb - 18	Aug - 16	12,385.40	361.40	-12.84	374.24	Used	MINI	Commercial	
7	Mar - 18	June - 17	7,754.36	7,672.08	7,672.08	0.00	New	3 Series	Commercial	
8	Mar - 18	Feb - 17	27,414.41	12,056.53	888.06	11,168.47	Used	5 Series	Commercial	
9	Mar - 18	June - 17	61,865.07	61,865.07	12,865.25	48,999.82	New	7 Series	Commercial	
10	Apr - 18	May - 17	33,020.68	16,725.26	1,488.13	15,237.13	Used	5 Series	Commercial	
11	May - 18	Jan - 16	21,138.17	20,707.29	12,795.45	7,911.84	New	2 Series	Commercial	
12	May - 18	Mar - 17	25,856.04	12,152.61	0.00	12,152.61	Used	X5 Series	Commercial	
13	May - 18	Mar - 17	66,717.12	66,557.12	51,279.48	15,277.64	New	X6 Series	Commercial	
14	May - 18	Apr - 16	20,929.31	20,385.90	12,193.09	8,192.81	New	2 Series	Commercial	
15	May - 18	June - 17	18,307.55	17,407.53	13,418.87	3,988.66	Used	7 Series	Commercial	
16	May - 18	Feb - 17	10,502.59	9,919.52	7,722.28	2,197.24	Used	MINI	Private	
17	May - 18	May - 17	51,041.47	19,980.05	-54.55	20,034.60	Used	X6 Series	Commercial	
18	May - 18	June - 17	37,045.24	34,446.44	19,156.74	15,289.70	Used	7 Series	Commercial	
19	May - 18	Sept - 15	18,305.20	16,940.56	11,761.26	5,179.30	New	1 Series	Private	
20	May - 18	Feb - 17	23,033.85	20,900.66	16,415.17	4,485.49	New	3 Series	Commercial	
21	June - 18	June - 16	24,340.07	23,322.85	16,856.57	6,466.28	Used	X5 Series	Commercial	
22	June - 18	Dec - 15	28,372.42	25,452.38	0.00	25,452.38	Used	X3 Series	Commercial	
23	June - 18	Dec - 16	26,532.31	25,907.47	12,598.12	13,309.35	Used	1 Series	Commercial	
24	June - 18	June - 17	23,633.84	22,611.14	12,624.08	9,987.06	Used	X3 Series	Private	
25	June - 18	May - 17	35,563.19	34,218.47	34,218.47	0.00	Used	4 Series	Commercial	
26	June - 18	May - 16	35,814.39	33,496.35	19,435.00	14,061.35	New	2 Series	Private	
27	June - 18	Nov - 14	23,535.49	23,085.05	2,993.07	20,091.98	Used	5 Series	Commercial	
28	July - 18	Mar - 17	19,927.47	19,346.42	19,346.42	0.00	New	3 Series	Commercial	
29	July - 18	Mar - 17	34,988.88	34,586.11	18,403.94	16,182.17	Used	5 Series	Commercial	
30	July - 18	Jan - 17	28,522.72	28,007.56	0.00	28,007.56	Used	X5 Series	Commercial	
31	July - 18	June - 14	13,592.72	12,259.74	5,990.07	6,269.67	Used	1 Series	Commercial	
32	July - 18	July - 16	28,419.61	28,114.57	0.00	28,114.57	New	MINI	Commercial	
33	July - 18	May - 16	34,023.99	30,600.34	13,450.45	17,149.89	Used	7 Series	Commercial	
34	Aug - 18	Aug - 15	24,999.79	23,017.72	17,680.97	5,336.75	New	2 Series	Private	
35	Aug - 18	Apr - 15	962.41	726.59	352.44	374.15	Used	Non BMW Group (incl. Motorcycles)	Private	
36	Aug - 18	Apr - 17	16,845.57	16,217.29	0.00	16,217.29	Used	X5 Series	Commercial	

Compartment German Auto Loans 7
Monthly Investor Report



Rolls-Royce
Motor Cars Limited

Reporting Date	Feb 11, 2020		
Payment Date	Feb 20, 2020		
Period No	28		
Monthly Period	Jan 31, 2020		
Interest Period	From	Jan 20, 2020	to Feb 20, 2020 = 31 days

9. Defaulted Amount & Recovery Amount - Loan Level Data*

	Month / Year of Default	Month / Year of Loan Origination	Principal Balance (Initial in EUR)	Principal Balance of Loan at Default (in EUR)	Recovery Total (in EUR)	Principal Balance End of Period (in EUR)	Object Type (new / used)	Vehicle Series	Customer Type (private / commercial)	Out of Deal (Month / Year)
37	Aug - 18	Nov - 16	36,644.59	33,513.92	19,222.23	14,291.69	Used	5 Series	Commercial	
38	Aug - 18	Mar - 17	10,482.03	9,302.52	5,869.68	3,432.84	Used	1 Series	Commercial	
39	Aug - 18	May - 17	25,352.83	19,045.67	19,045.67	0.00	Used	5 Series	Commercial	
40	Aug - 18	July - 16	73,943.14	70,559.52	44,635.44	25,924.08	New	7 Series	Commercial	
41	Aug - 18	Sept - 13	17,269.90	15,987.38	9,959.22	6,028.16	Used	3 Series	Private	
42	Aug - 18	Dec - 16	52,254.96	49,582.81	35,265.10	14,317.71	New	Non BMW Group (incl. Motorcycles)	Commercial	
43	Aug - 18	Mar - 17	14,042.31	13,825.55	0.00	13,825.55	Used	Non BMW Group (incl. Motorcycles)	Commercial	
44	Aug - 18	Oct - 16	50,943.75	48,088.32	27,713.71	20,374.61	New	X4 Series	Commercial	
45	Aug - 18	May - 16	36,849.12	33,470.06	27,691.12	5,778.94	New	3 Series	Commercial	
46	Aug - 18	Jan - 15	1,348.70	238.79	238.79	0.00	Used	MINI	Private	
47	Aug - 18	June - 12	22,127.86	20,890.96	4,438.92	16,452.04	Used	X5 Series	Commercial	
48	Aug - 18	June - 17	15,492.00	15,149.88	7,128.45	8,021.43	Used	3 Series	Commercial	
49	Aug - 18	Feb - 17	22,045.68	19,961.05	13,020.83	6,940.22	Used	3 Series	Private	
50	Sept - 18	Feb - 16	23,789.44	21,268.29	12,380.90	8,887.39	Used	3 Series	Commercial	
51	Sept - 18	Apr - 17	30,861.96	30,074.79	29,671.31	403.48	Used	4 Series	Private	
52	Sept - 18	Nov - 14	10,964.80	1,876.72	-114.56	1,991.28	New	3 Series	Commercial	
53	Sept - 18	Jan - 17	17,266.21	15,587.24	8,331.95	7,255.29	Used	3 Series	Commercial	
54	Sept - 18	Dec - 16	27,134.97	25,521.34	11,103.59	14,417.75	Used	X3 Series	Commercial	
55	Sept - 18	Apr - 17	40,651.37	37,478.29	28,030.52	9,447.77	New	Non BMW Group (incl. Motorcycles)	Commercial	
56	Sept - 18	May - 15	12,381.23	1,639.44	-1,581.39	3,220.83	Used	5 Series	Commercial	
57	Sept - 18	Mar - 17	35,948.64	33,707.15	19,804.65	13,902.50	New	X1 Series	Commercial	
58	Sept - 18	July - 16	17,900.94	16,271.01	1,180.36	15,090.65	Used	X5 Series	Commercial	
59	Sept - 18	Mar - 17	39,928.94	38,639.19	0.00	38,639.19	Used	7 Series	Commercial	
60	Oct - 18	Jan - 17	13,430.72	12,385.79	5,873.82	6,511.97	Used	Non BMW Group (incl. Motorcycles)	Commercial	
61	Oct - 18	Feb - 17	20,573.50	18,460.91	11,167.07	7,293.84	Used	MINI	Private	
62	Oct - 18	Feb - 17	27,603.66	8,701.87	-78.77	8,780.64	New	X1 Series	Commercial	
63	Oct - 18	Mar - 16	6,183.18	2,086.32	2,086.32	0.00	Used	Non BMW Group (incl. Motorcycles)	Private	
64	Oct - 18	Mar - 17	39,194.73	38,167.88	27,782.27	10,385.61	New	4 Series	Commercial	
65	Oct - 18	Oct - 16	29,281.64	24,521.37	24,521.37	0.00	Used	7 Series	Commercial	
66	Oct - 18	Mar - 15	13,169.45	13,169.45	7,476.33	5,693.12	New	1 Series	Private	
67	Oct - 18	Apr - 17	43,365.26	39,880.05	28,337.26	11,542.79	New	Non BMW Group (incl. Motorcycles)	Commercial	
68	Oct - 18	Nov - 13	27,226.06	10,913.85	-111.68	11,025.53	Used	5 Series	Commercial	
69	Oct - 18	Apr - 17	34,672.56	33,209.52	18,084.32	15,125.20	New	2 Series	Commercial	
70	Nov - 18	June - 17	28,132.42	19,411.55	0.00	19,411.55	New	4 Series	Commercial	
71	Nov - 18	Apr - 15	3,286.87	410.55	410.55	0.00	Used	Non BMW Group (incl. Motorcycles)	Commercial	
72	Nov - 18	Apr - 15	11,277.93	8,532.81	4,611.60	3,921.21	New	MINI	Private	

Compartment German Auto Loans 7
Monthly Investor Report



Rolls-Royce
Motor Cars Limited

Reporting Date	Feb 11, 2020		
Payment Date	Feb 20, 2020		
Period No	28		
Monthly Period	Jan 31, 2020		
Interest Period	From	Jan 20, 2020	to Feb 20, 2020 = 31 days

9. Defaulted Amount & Recovery Amount - Loan Level Data*

	Month / Year of Default	Month / Year of Loan Origination	Principal Balance (Initial in EUR)	Principal Balance of Loan at Default (in EUR)	Recovery Total (in EUR)	Principal Balance End of Period (in EUR)	Object Type (new / used)	Vehicle Series	Customer Type (private / commercial)	Out of Deal (Month / Year)
73	Nov - 18	June - 17	28,721.22	25,245.75	14,454.02	10,791.73	Used	X5 Series	Private	
74	Nov - 18	May - 17	14,983.47	14,829.76	11,613.48	3,263.01	New	Other BMW Group	Private	
75	Nov - 18	Feb - 17	19,903.16	19,342.05	0.00	19,342.05	Used	X3 Series	Private	
76	Dec - 18	June - 17	20,764.48	18,819.41	16,721.95	2,097.46	Used	5 Series	Private	
77	Dec - 18	May - 17	29,178.48	21,981.81	21,981.81	0.00	Used	7 Series	Commercial	
78	Dec - 18	May - 14	2,499.54	1,554.37	1,365.84	188.53	Used	Non BMW Group (incl. Motorcycles)	Private	
79	Dec - 18	Oct - 16	49,043.72	45,194.50	33,962.02	11,232.48	New	2 Series	Commercial	
80	Dec - 18	Sept - 13	10,133.43	8,795.55	2,960.21	5,835.34	Used	MINI	Commercial	
81	Dec - 18	July - 15	25,141.85	21,795.24	17,323.39	4,471.85	New	2 Series	Private	
82	Dec - 18	Sept - 16	46,956.82	44,743.91	154.76	44,744.88	New	4 Series	Commercial	
83	Dec - 18	June - 17	76,861.51	68,784.19	27,367.16	41,417.03	New	5 Series	Commercial	
84	Dec - 18	Apr - 15	12,721.07	11,603.67	0.00	11,603.67	Used	1 Series	Private	
85	Dec - 18	May - 14	27,334.10	24,644.53	0.00	24,644.53	Used	X6 Series	Private	
86	Jan - 19	May - 17	19,787.47	18,397.85	0.00	18,397.85	Used	1 Series	Private	
87	Jan - 19	Oct - 15	10,421.90	8,647.75	8,021.97	625.78	Used	1 Series	Commercial	
88	Jan - 19	Feb - 17	12,958.05	9,890.86	5,666.94	4,223.92	Used	Non BMW Group (incl. Motorcycles)	Commercial	
89	Jan - 19	Feb - 17	31,982.53	29,736.84	0.00	29,736.84	Used	7 Series	Commercial	
90	Jan - 19	Nov - 16	23,753.51	11,899.67	196.21	11,703.46	New	2 Series	Private	
91	Jan - 19	Jan - 15	17,225.98	14,746.15	14,746.15	0.00	Used	MINI	Private	
92	Jan - 19	Jan - 17	10,254.95	6,028.79	6,028.79	0.00	Used	1 Series	Private	
93	Jan - 19	Apr - 17	17,964.30	14,568.40	9,768.94	4,799.46	Used	X1 Series	Private	
94	Jan - 19	Mar - 17	22,839.49	21,087.77	13,047.80	8,039.97	New	MINI	Commercial	
95	Jan - 19	Dec - 15	7,603.49	6,888.56	2,986.51	3,902.05	New	Non BMW Group (incl. Motorcycles)	Commercial	
96	Jan - 19	Nov - 16	13,749.59	12,764.39	0.00	12,794.13	New	MINI	Private	
97	Feb - 19	May - 17	39,995.67	34,454.72	16,848.08	17,606.64	Used	5 Series	Commercial	
98	Feb - 19	July - 15	20,460.64	18,575.16	7,252.55	11,322.61	Used	1 Series	Private	
99	Feb - 19	Mar - 17	15,275.58	6,892.99	312.58	6,580.41	Used	MINI	Commercial	
100	Feb - 19	May - 17	2,691.94	1,695.13	1,695.13	0.00	Used	3 Series	Commercial	
101	Feb - 19	July - 15	2,676.73	778.17	778.17	0.00	Used	MINI	Private	
102	Feb - 19	Nov - 16	28,774.12	25,291.52	14,925.34	10,366.18	New	3 Series	Commercial	
103	Feb - 19	Sept - 16	20,979.10	19,508.87	13,831.03	5,677.84	New	3 Series	Commercial	
104	Feb - 19	July - 15	26,544.50	23,255.73	9,779.06	13,476.67	New	2 Series	Private	
105	Mar - 19	Aug - 15	13,139.33	1,968.15	1,968.15	0.00	Used	1 Series	Private	
106	Mar - 19	May - 17	47,695.94	41,509.08	23,024.60	18,484.48	New	X1 Series	Commercial	
107	Mar - 19	Feb - 17	8,780.57	7,596.87	0.00	7,596.87	Used	MINI	Commercial	
108	Mar - 19	Feb - 16	19,464.00	3,702.92	-224.96	3,927.88	Used	5 Series	Commercial	

Compartment German Auto Loans 7
Monthly Investor Report



Rolls-Royce
Motor Cars Limited

Reporting Date	Feb 11, 2020			
Payment Date	Feb 20, 2020			
Period No	28			
Monthly Period	Jan 31, 2020			
Interest Period	From	Jan 20, 2020	to	Feb 20, 2020 = 31 days

9. Defaulted Amount & Recovery Amount - Loan Level Data*

	Month / Year of Default	Month / Year of Loan Origination	Principal Balance (Initial in EUR)	Principal Balance of Loan at Default (in EUR)	Recovery Total (in EUR)	Principal Balance End of Period (in EUR)	Object Type (new / used)	Vehicle Series	Customer Type (private / commercial)	Out of Deal (Month / Year)
109	Mar - 19	June - 17	40,967.63	36,937.11	10,287.35	26,649.76	New	2 Series	Private	
110	Mar - 19	Apr - 14	23,700.61	17,307.23	17,307.23	0.00	Used	7 Series	Commercial	
111	Mar - 19	Apr - 17	32,869.57	27,691.71	15,825.44	11,866.27	Used	3 Series	Commercial	
112	Mar - 19	June - 17	21,633.42	19,505.74	7,900.00	11,605.74	Used	5 Series	Private	
113	Mar - 19	June - 17	27,451.10	22,903.83	22,903.83	0.00	Used	5 Series	Commercial	
114	Apr - 19	May - 17	26,858.21	22,979.72	14,477.90	8,529.22	Used	5 Series	Commercial	
115	Apr - 19	Sept - 15	54,212.19	4,900.88	2,515.34	2,385.54	New	X6 Series	Commercial	
116	Apr - 19	Sept - 16	14,320.79	13,398.30	0.00	13,398.30	Used	Non BMW Group (incl. Motorcycles)	Commercial	
117	Apr - 19	Sept - 16	37,005.06	31,095.19	16,787.71	14,307.48	New	5 Series	Commercial	
118	Apr - 19	Mar - 17	19,345.54	16,354.78	16,354.78	0.00	Used	5 Series	Commercial	
119	Apr - 19	June - 17	68,976.15	61,070.90	47,035.21	14,035.69	New	3 Series	Commercial	
120	Apr - 19	June - 17	36,061.97	33,276.79	23,170.40	10,106.39	Used	X5 Series	Commercial	
121	May - 19	Oct - 13	16,570.07	12,821.23	0.00	12,821.23	Used	Non BMW Group (incl. Motorcycles)	Commercial	
122	May - 19	Oct - 15	19,932.95	15,989.37	15,989.37	0.00	New	1 Series	Private	
123	May - 19	Mar - 17	24,173.67	8,760.60	82.49	8,678.11	New	2 Series	Commercial	
124	May - 19	Mar - 17	20,688.97	16,111.75	11,644.89	4,466.86	Used	MINI	Private	
125	May - 19	Mar - 16	21,700.02	14,128.09	0.00	14,128.09	New	5 Series	Commercial	
126	May - 19	Feb - 17	33,768.80	23,575.42	46.05	23,529.37	New	2 Series	Commercial	
127	May - 19	Apr - 17	31,668.69	27,883.20	11,978.37	15,904.83	Used	5 Series	Commercial	
128	May - 19	June - 17	16,619.74	12,517.87	11,917.52	600.35	Used	3 Series	Private	
129	May - 19	June - 17	9,853.65	6,158.95	6,158.95	0.00	Used	3 Series	Private	
130	May - 19	May - 17	15,029.13	6,742.60	-60.80	6,803.40	Used	1 Series	Commercial	
131	May - 19	Mar - 17	55,475.90	52,614.69	52,614.69	0.00	New	X6 Series	Commercial	
132	June - 19	Apr - 17	52,954.53	48,447.28	0.00	48,447.28	New	X4 Series	Commercial	
133	June - 19	Jan - 17	77,289.71	66,841.86	43,559.48	23,282.38	New	X5 Series	Commercial	
134	June - 19	Oct - 13	3,955.64	1,414.56	1,414.56	0.00	Used	MINI	Private	
135	June - 19	Apr - 17	8,579.06	5,095.03	5,095.03	0.00	Used	Non BMW Group (incl. Motorcycles)	Commercial	
136	June - 19	Feb - 17	31,133.81	25,498.25	16,533.88	8,964.37	New	MINI	Commercial	
137	June - 19	June - 17	25,662.42	22,235.92	12,571.74	9,710.74	New	2 Series	Commercial	
138	June - 19	Oct - 16	15,933.43	13,907.35	0.00	13,907.35	Used	3 Series	Private	
139	July - 19	Apr - 16	60,298.95	43,515.79	32,031.53	11,484.26	New	4 Series	Private	
140	July - 19	July - 14	8,378.37	6,331.77	1,554.56	4,777.21	Used	7 Series	Commercial	
141	July - 19	June - 16	14,653.36	12,141.24	6,274.06	5,867.18	Used	1 Series	Private	
142	July - 19	May - 17	15,668.38	10,976.52	5,535.98	5,440.54	Used	3 Series	Commercial	
143	July - 19	Dec - 15	38,192.26	31,084.99	31,084.99	0.00	New	X4 Series	Private	
144	July - 19	Nov - 15	30,441.68	24,735.97	13,213.76	11,522.21	Used	5 Series	Private	

Compartment German Auto Loans 7
Monthly Investor Report



Rolls-Royce
Motor Cars Limited

Reporting Date	Feb 11, 2020		
Payment Date	Feb 20, 2020		
Period No	28		
Monthly Period	Jan 31, 2020		
Interest Period	From	Jan 20, 2020	to Feb 20, 2020 = 31 days

9. Defaulted Amount & Recovery Amount - Loan Level Data*

	Month / Year of Default	Month / Year of Loan Origination	Principal Balance (Initial in EUR)	Principal Balance of Loan at Default (in EUR)	Recovery Total (in EUR)	Principal Balance End of Period (in EUR)	Object Type (new / used)	Vehicle Series	Customer Type (private / commercial)	Out of Deal (Month / Year)
145	July - 19	Apr - 17	10,749.57	9,326.27	2,845.09	6,481.18	Used	1 Series	Commercial	
146	July - 19	Feb - 17	41,522.40	32,176.69	32,176.69	0.00	New	5 Series	Commercial	
147	July - 19	Nov - 15	18,902.57	7,889.00	6,680.48	1,208.52	New	X5 Series	Private	
148	July - 19	Mar - 17	56,362.66	47,757.31	38,471.24	9,286.07	New	X5 Series	Private	
149	July - 19	Apr - 17	28,058.62	22,666.80	9,358.70	13,308.10	Used	5 Series	Commercial	
150	July - 19	Nov - 15	31,687.90	9,070.52	9,070.52	0.00	New	MINI	Private	
151	Aug - 19	May - 17	25,777.71	20,420.26	0.00	20,420.26	Used	1 Series	Private	
152	Aug - 19	Jan - 14	7,210.03	438.74	438.74	0.00	Used	MINI	Private	
153	Aug - 19	Dec - 15	8,009.96	5,376.01	0.00	5,376.01	Used	X5 Series	Commercial	
154	Aug - 19	May - 16	49,362.66	43,828.34	43,828.34	0.00	New	X4 Series	Commercial	
155	Aug - 19	Jan - 15	16,224.91	2,281.08	2,281.08	0.00	Used	3 Series	Private	
156	Aug - 19	Apr - 17	41,122.49	33,168.62	22,151.22	11,017.40	New	4 Series	Private	
157	Aug - 19	June - 17	29,758.13	25,275.16	11,703.29	13,571.87	New	3 Series	Commercial	
158	Aug - 19	Jan - 15	19,839.76	15,914.45	0.00	15,914.45	Used	X1 Series	Private	
159	Aug - 19	June - 17	13,526.59	11,460.66	6,016.23	5,444.43	Used	3 Series	Private	
160	Aug - 19	June - 17	30,021.95	26,131.77	20,287.55	5,844.22	New	2 Series	Commercial	
161	Aug - 19	June - 17	31,921.68	26,089.48	0.00	26,089.48	Used	3 Series	Private	
162	Aug - 19	May - 15	23,898.62	18,664.42	10,814.67	7,849.75	Used	X5 Series	Commercial	
163	Aug - 19	Feb - 17	29,295.17	22,980.45	14,183.58	8,796.87	Used	X3 Series	Private	
164	Aug - 19	Nov - 16	6,454.79	5,072.88	5,072.88	0.00	Used	MINI	Private	
165	Sept - 19	May - 17	8,164.30	4,415.02	0.00	4,415.02	Used	1 Series	Private	
166	Sept - 19	Mar - 15	7,854.20	5,684.90	0.00	5,684.90	Used	1 Series	Private	
167	Sept - 19	Feb - 15	23,759.40	4,405.04	7.46	4,397.58	Used	X5 Series	Commercial	
168	Sept - 19	June - 17	16,360.14	10,677.02	10,677.02	0.00	Used	5 Series	Commercial	
169	Sept - 19	Feb - 16	10,433.46	139.11	-88.79	227.90	Used	5 Series	Commercial	
170	Sept - 19	Apr - 17	23,859.80	17,947.28	7,576.81	10,370.47	Used	5 Series	Commercial	
171	Sept - 19	May - 16	21,807.06	18,512.79	18,512.79	0.00	New	2 Series	Private	
172	Sept - 19	Apr - 15	21,471.48	14,319.27	14,319.27	0.00	Used	5 Series	Commercial	
173	Sept - 19	Feb - 15	43,800.34	37,494.51	37,494.51	0.00	Used	3 Series	Commercial	
174	Sept - 19	Feb - 17	4,620.37	764.65	500.00	264.65	Used	MINI	Private	
175	Sept - 19	May - 17	31,721.01	24,236.27	24,236.27	0.00	Used	X3 Series	Commercial	
176	Sept - 19	May - 17	32,978.53	28,882.77	19,468.74	9,414.03	New	4 Series	Private	
177	Sept - 19	Oct - 16	24,863.82	20,830.67	0.00	20,830.67	New	MINI	Commercial	
178	Sept - 19	Feb - 17	9,800.65	8,134.84	0.00	8,158.96	Used	MINI	Private	
179	Sept - 19	Apr - 16	18,372.97	14,511.16	7,446.31	7,064.85	New	MINI	Commercial	
180	Oct - 19	June - 17	34,856.20	6,092.61	3,913.29	2,179.32	Used	MINI	Private	

Compartment German Auto Loans 7
Monthly Investor Report



Rolls-Royce
Motor Cars Limited

Reporting Date	Feb 11, 2020		
Payment Date	Feb 20, 2020		
Period No	28		
Monthly Period	Jan 31, 2020		
Interest Period	From	Jan 20, 2020	to Feb 20, 2020 = 31 days

9. Defaulted Amount & Recovery Amount - Loan Level Data*

	Month / Year of Default	Month / Year of Loan Origination	Principal Balance (Initial in EUR)	Principal Balance of Loan at Default (in EUR)	Recovery Total (in EUR)	Principal Balance End of Period (in EUR)	Object Type (new / used)	Vehicle Series	Customer Type (private / commercial)	Out of Deal (Month / Year)
181	Oct - 19	Oct - 16	14,070.26	9,896.28	6,349.50	3,546.78	Used	X3 Series	Private	
182	Oct - 19	June - 16	17,523.56	9,985.48	9,985.48	0.00	New	MINI	Commercial	
183	Oct - 19	Mar - 17	23,509.26	10,741.04	6,400.00	4,341.04	Used	7 Series	Commercial	
184	Oct - 19	Apr - 16	28,492.75	0.00	-6,153.43	6,153.43	New	5 Series	Private	
185	Oct - 19	Apr - 17	20,153.31	15,690.73	0.00	15,690.73	Used	3 Series	Commercial	
186	Oct - 19	June - 17	10,111.08	4,017.26	0.00	4,017.26	Used	3 Series	Private	
187	Oct - 19	Mar - 17	33,377.34	27,118.98	27,118.98	0.00	Used	5 Series	Commercial	
188	Oct - 19	Mar - 16	14,929.69	3,223.11	793.52	2,429.59	New	MINI	Commercial	
189	Oct - 19	Apr - 17	25,953.03	22,816.66	15,654.02	7,162.64	New	X1 Series	Commercial	
190	Oct - 19	July - 16	18,019.58	16,535.52	10,014.48	6,521.04	New	1 Series	Commercial	
191	Nov - 19	Sept - 16	32,474.52	25,911.08	16,151.22	9,759.86	New	1 Series	Private	
192	Nov - 19	Apr - 17	34,143.62	29,786.38	18,045.62	11,740.76	New	1 Series	Private	
193	Nov - 19	Aug - 15	32,909.93	18,112.47	13,407.06	4,705.41	New	Non BMW Group (incl. Motorcycles)	Commercial	
194	Nov - 19	Mar - 17	18,896.93	15,574.40	10,555.47	5,018.93	New	Other BMW Group	Private	
195	Nov - 19	Apr - 17	14,871.18	12,265.86	0.00	12,265.86	Used	3 Series	Private	
196	Nov - 19	June - 17	15,650.00	12,377.29	0.00	12,398.30	Used	3 Series	Private	
197	Nov - 19	Apr - 15	10,151.22	3,541.59	1,879.50	1,662.09	Used	Non BMW Group (incl. Motorcycles)	Private	
198	Nov - 19	July - 15	12,571.17	8,764.46	0.00	8,764.46	Used	Non BMW Group (incl. Motorcycles)	Commercial	
199	Nov - 19	Mar - 17	7,922.63	3,858.29	3,858.29	0.00	Used	1 Series	Private	
200	Nov - 19	Oct - 16	33,627.12	28,569.98	17,851.22	10,718.76	New	3 Series	Private	
201	Nov - 19	Nov - 15	27,193.45	17,763.45	13,530.42	4,233.03	Used	5 Series	Private	
202	Nov - 19	Feb - 17	25,271.35	9,822.25	0.00	9,822.25	Used	5 Series	Private	
203	Nov - 19	Sept - 16	35,871.91	19,193.99	0.00	19,193.99	Used	6 Series	Private	
204	Nov - 19	Apr - 17	9,555.88	972.45	400.00	572.45	Used	6 Series	Commercial	
205	Nov - 19	June - 17	32,547.73	23,721.03	13,499.05	10,221.98	Used	X5 Series	Commercial	
206	Nov - 19	June - 17	64,668.73	52,483.52	41,778.82	10,704.70	New	6 Series	Commercial	
207	Nov - 19	Apr - 17	52,191.79	44,850.70	1,200.00	43,650.70	New	4 Series	Commercial	
208	Nov - 19	Mar - 17	34,606.63	26,096.04	14,261.67	11,834.37	New	MINI	Private	
209	Dec - 19	May - 17	21,898.22	15,140.09	800.00	14,340.09	Used	3 Series	Private	
210	Dec - 19	Oct - 15	7,006.99	5,381.09	1,203.52	4,177.57	Used	Non BMW Group (incl. Motorcycles)	Commercial	
211	Dec - 19	Feb - 17	46,273.62	18,073.98	-250.10	18,324.08	Used	X5 Series	Commercial	
212	Dec - 19	June - 17	55,020.90	46,711.80	27,830.69	18,881.11	New	5 Series	Commercial	
213	Dec - 19	June - 16	13,351.78	10,759.26	8,552.29	2,206.97	Used	3 Series	Private	
214	Dec - 19	Mar - 17	12,102.71	6,540.38	732.60	5,807.78	Used	1 Series	Private	
215	Dec - 19	Aug - 15	13,083.55	8,762.97	4,414.91	4,348.06	Used	1 Series	Private	
216	Dec - 19	Apr - 17	44,046.55	7,668.70	2,020.29	5,648.41	Used	X5 Series	Commercial	

Compartment German Auto Loans 7
Monthly Investor Report



Rolls-Royce
Motor Cars Limited

Reporting Date	Feb 11, 2020		
Payment Date	Feb 20, 2020		
Period No	28		
Monthly Period	Jan 31, 2020		
Interest Period	From	Jan 20, 2020	to Feb 20, 2020 = 31 days

9. Defaulted Amount & Recovery Amount - Loan Level Data*

	Month / Year of Default	Month / Year of Loan Origination	Principal Balance (Initial in EUR)	Principal Balance of Loan at Default (in EUR)	Recovery Total (in EUR)	Principal Balance End of Period (in EUR)	Object Type (new / used)	Vehicle Series	Customer Type (private / commercial)	Out of Deal (Month / Year)
217	Dec - 19	Mar - 17	10,087.49	207.89	-85.65	293.54	Used	MINI	Commercial	
218	Dec - 19	Jan - 17	22,148.20	16,356.46	0.00	16,356.46	Used	3 Series	Private	
219	Dec - 19	Oct - 16	10,617.22	7,486.79	0.00	7,486.79	Used	1 Series	Private	
220	Dec - 19	May - 17	11,613.68	5,350.78	5,026.33	324.45	Used	3 Series	Commercial	
221	Dec - 19	Aug - 15	13,544.66	9,164.79	388.22	8,776.57	Used	5 Series	Commercial	
222	Dec - 19	June - 16	44,363.14	32,924.10	23,706.88	9,217.22	New	Z Series	Commercial	
223	Dec - 19	Mar - 17	17,218.61	14,328.06	20.45	14,307.61	Used	MINI	Commercial	
224	Jan - 20	June - 17	21,920.64	8,715.14	8,715.14	0.00	Used	4 Series	Commercial	
225	Jan - 20	Oct - 16	60,835.16	39,186.84	25,251.22	13,935.62	New	2 Series	Private	
226	Jan - 20	Mar - 17	14,228.14	2,063.40	-40.19	2,103.59	New	MINI	Private	
227	Jan - 20	June - 16	33,372.15	6,426.61	400.00	6,026.61	New	4 Series	Private	
228	Jan - 20	Sept - 16	36,559.95	32,055.51	27,551.22	4,504.29	New	3 Series	Private	
229	Jan - 20	June - 17	24,726.20	18,143.63	10,950.45	7,193.18	Used	7 Series	Commercial	
230	Jan - 20	May - 17	77,646.79	21,364.35	18,339.56	3,024.79	New	X4 Series	Commercial	
231	Jan - 20	Nov - 16	88,312.62	71,280.62	0.00	71,280.62	New	X5 Series	Commercial	
232	Jan - 20	Mar - 17	41,230.37	32,987.13	16,344.45	16,642.68	Used	X6 Series	Commercial	
233	Jan - 20	May - 17	22,151.64	15,907.57	8,859.53	7,048.04	Used	7 Series	Private	
234	Jan - 20	Sept - 16	51,135.76	36,894.21	23,446.66	13,447.55	New	X5 Series	Private	
235	Jan - 18	June - 17	4,814.49	4,678.96	4,071.21	607.75	Used	3 Series	Private	Apr - 18
236	Feb - 18	Jan - 17	13,015.36	13,015.36	10,496.32	2,519.04	Used	3 Series	Commercial	May - 18
237	Feb - 18	Apr - 16	18,392.34	18,392.34	15,624.13	2,768.21	New	1 Series	Private	May - 18
238	Mar - 18	Jan - 15	10,760.66	10,449.98	8,565.78	1,884.20	Used	3 Series	Commercial	June - 18
239	Apr - 18	May - 17	24,462.11	23,731.53	19,098.67	4,632.86	Used	3 Series	Private	June - 18
240	Mar - 18	Apr - 17	19,078.09	18,976.67	14,008.04	4,968.63	New	Non BMW Group (incl. Motorcycles)	Private	July - 18
241	Apr - 18	Mar - 15	18,533.65	17,307.68	14,417.98	2,889.70	New	2 Series	Private	July - 18
242	Apr - 18	Aug - 14	24,408.07	24,036.89	11,022.31	13,014.58	Used	5 Series	Private	July - 18
243	May - 18	June - 17	24,350.95	23,473.04	17,297.11	6,175.93	Used	5 Series	Commercial	July - 18
244	Feb - 18	Sept - 15	16,194.30	15,610.51	13,297.19	2,313.32	Used	Non BMW Group (incl. Motorcycles)	Commercial	Sept - 18
245	June - 18	Mar - 15	15,739.18	14,359.05	13,286.97	1,072.08	New	1 Series	Private	Sept - 18
246	June - 18	June - 17	15,118.31	14,731.56	9,656.29	5,075.27	New	Other BMW Group	Commercial	Sept - 18
247	June - 18	Mar - 17	38,982.54	38,982.54	20,803.51	18,179.03	New	2 Series	Commercial	Sept - 18
248	June - 18	Nov - 16	11,659.49	10,879.98	8,180.68	2,699.30	Used	1 Series	Commercial	Sept - 18
249	June - 18	Feb - 17	59,638.45	57,561.06	27,451.01	30,110.05	Used	X5 Series	Commercial	Sept - 18
250	July - 18	Feb - 17	9,052.80	8,479.86	7,647.61	832.25	Used	MINI	Private	Oct - 18
251	July - 18	Mar - 17	15,313.68	14,307.17	12,872.79	1,478.44	Used	5 Series	Private	Oct - 18
252	Oct - 18	July - 15	1,971.95	201.26	69.03	132.23	Used	3 Series	Commercial	Oct - 18

Compartment German Auto Loans 7
Monthly Investor Report



Rolls-Royce
Motor Cars Limited

Reporting Date	Feb 11, 2020		
Payment Date	Feb 20, 2020		
Period No	28		
Monthly Period	Jan 31, 2020		
Interest Period	From	Jan 20, 2020	to Feb 20, 2020 = 31 days

9. Defaulted Amount & Recovery Amount - Loan Level Data*

	Month / Year of Default	Month / Year of Loan Origination	Principal Balance (Initial in EUR)	Principal Balance of Loan at Default (in EUR)	Recovery Total (in EUR)	Principal Balance End of Period (in EUR)	Object Type (new / used)	Vehicle Series	Customer Type (private / commercial)	Out of Deal (Month / Year)
253	July - 18	May - 14	14,901.11	13,229.46	5,748.71	7,480.75	Used	X3 Series	Commercial	Nov - 18
254	Aug - 18	June - 15	10,989.03	9,668.44	8,141.25	1,527.19	Used	X1 Series	Private	Nov - 18
255	Aug - 18	Feb - 17	23,195.92	22,058.54	13,179.72	8,878.82	New	1 Series	Commercial	Nov - 18
256	Aug - 18	Mar - 17	11,986.15	10,957.18	6,438.78	4,518.40	Used	3 Series	Commercial	Nov - 18
257	Aug - 18	May - 17	39,153.99	37,763.60	27,626.95	10,136.65	Used	X5 Series	Commercial	Nov - 18
258	Nov - 18	June - 15	12,502.56	141.10	-14.46	155.56	New	1 Series	Commercial	Nov - 18
259	Sept - 18	Mar - 17	33,303.60	30,219.35	23,885.80	6,429.96	New	5 Series	Private	Dec - 18
260	Sept - 18	Mar - 17	17,009.38	13,744.14	11,997.82	1,746.32	Used	5 Series	Commercial	Dec - 18
261	Sept - 18	July - 15	40,884.88	35,768.54	26,832.32	8,936.22	New	5 Series	Private	Dec - 18
262	Oct - 18	May - 17	32,130.31	29,069.80	20,670.87	8,398.93	New	5 Series	Commercial	Dec - 18
263	Oct - 18	Sept - 16	27,162.94	24,516.57	15,336.62	9,179.95	Used	5 Series	Commercial	Dec - 18
264	Oct - 18	May - 17	16,627.65	14,360.64	7,705.82	6,654.82	Used	5 Series	Commercial	Dec - 18
265	Oct - 18	Aug - 15	26,890.77	24,307.82	12,779.87	11,527.95	New	3 Series	Commercial	Dec - 18
266	Oct - 18	May - 16	35,716.67	32,535.22	23,132.20	9,403.02	Used	7 Series	Commercial	Dec - 18
267	Dec - 18	Feb - 16	52,362.56	199.51	139.42	60.09	New	4 Series	Commercial	Dec - 18
268	Sept - 18	May - 17	29,940.66	27,978.20	18,830.42	9,147.78	Used	5 Series	Commercial	Jan - 19
269	Oct - 18	May - 17	17,794.18	15,231.08	9,212.84	6,018.24	Used	1 Series	Commercial	Jan - 19
270	Oct - 18	May - 14	18,857.56	15,632.97	13,045.17	2,587.80	Used	X6 Series	Commercial	Jan - 19
271	Oct - 18	Dec - 13	28,231.92	23,963.79	15,551.88	8,411.91	Used	X3 Series	Commercial	Jan - 19
272	Oct - 18	Nov - 16	14,094.98	12,444.44	10,265.14	2,179.30	Used	1 Series	Commercial	Jan - 19
273	Nov - 18	May - 17	23,976.65	22,169.34	15,035.01	7,134.33	Used	3 Series	Private	Jan - 19
274	Jan - 18	June - 13	12,963.55	12,963.55	12,838.96	124.59	Used	5 Series	Private	Feb - 19
275	Oct - 18	Mar - 17	27,208.02	24,486.52	15,881.39	8,605.13	Used	3 Series	Private	Feb - 19
276	Nov - 18	Jan - 17	24,695.49	23,209.28	17,984.59	5,224.69	New	1 Series	Commercial	Feb - 19
277	Nov - 18	Jan - 17	37,185.72	35,751.27	24,960.95	10,790.32	New	5 Series	Commercial	Feb - 19
278	Nov - 18	Oct - 16	17,127.84	15,421.60	13,018.47	2,403.13	New	MINI	Commercial	Feb - 19
279	Nov - 18	June - 17	25,054.02	22,203.66	15,337.91	6,865.75	Used	5 Series	Commercial	Feb - 19
280	Nov - 18	Feb - 17	26,810.80	24,057.63	15,577.71	8,479.92	Used	X1 Series	Private	Feb - 19
281	Nov - 18	Apr - 17	1,769.88	256.31	-185.31	441.62	Used	3 Series	Commercial	Mar - 19
282	Dec - 18	May - 17	10,863.71	9,177.49	7,516.89	1,660.60	Used	7 Series	Commercial	Mar - 19
283	Dec - 18	Apr - 17	9,612.87	8,549.13	6,574.47	1,974.66	Used	1 Series	Private	Mar - 19
284	Dec - 18	Apr - 17	17,434.18	16,592.95	6,661.62	9,931.33	Used	5 Series	Private	Apr - 19
285	Jan - 19	May - 17	24,961.93	22,243.24	15,685.80	6,557.44	Used	4 Series	Private	Apr - 19
286	Jan - 19	June - 17	28,719.85	23,927.28	22,173.49	1,753.79	Used	X6 Series	Commercial	Apr - 19
287	Jan - 19	July - 16	31,651.71	29,112.21	20,503.88	8,608.33	New	2 Series	Private	Apr - 19
288	Apr - 19	Feb - 17	12,540.62	9,541.35	1,695.36	7,845.99	Used	Non BMW Group (incl. Motorcycles)	Commercial	Apr - 19

Compartment German Auto Loans 7
Monthly Investor Report



Rolls-Royce
Motor Cars Limited

Reporting Date	Feb 11, 2020			
Payment Date	Feb 20, 2020			
Period No	28			
Monthly Period	Jan 31, 2020			
Interest Period	From	Jan 20, 2020	to	Feb 20, 2020 = 31 days

9. Defaulted Amount & Recovery Amount - Loan Level Data*

	Month / Year of Default	Month / Year of Loan Origination	Principal Balance (Initial in EUR)	Principal Balance of Loan at Default (in EUR)	Recovery Total (in EUR)	Principal Balance End of Period (in EUR)	Object Type (new / used)	Vehicle Series	Customer Type (private / commercial)	Out of Deal (Month / Year)
289	Apr - 19	Mar - 17	16,731.38	10,160.71	8,008.37	2,152.34	Used	1 Series	Private	Apr - 19
290	Jan - 19	Oct - 15	16,578.95	16,446.30	14,782.11	1,664.19	New	3 Series	Private	May - 19
291	Feb - 19	Sept - 16	28,103.02	24,967.85	15,204.40	9,763.45	Used	5 Series	Private	May - 19
292	Feb - 19	Oct - 15	11,337.60	8,481.96	7,409.69	1,072.27	Used	1 Series	Private	June - 19
293	Feb - 19	Mar - 17	18,788.51	17,553.37	12,314.85	5,238.52	Used	3 Series	Private	June - 19
294	Mar - 19	Nov - 16	73,352.11	63,627.79	49,229.59	14,398.20	New	3 Series	Commercial	June - 19
295	June - 19	Dec - 16	59,832.04	36,100.18	28,381.89	7,718.29	Used	X6 Series	Commercial	June - 19
296	Feb - 19	Nov - 16	17,796.82	15,883.03	10,491.50	5,391.53	New	3 Series	Commercial	July - 19
297	Mar - 19	Apr - 17	21,236.40	18,865.01	12,414.36	6,450.65	Used	Non BMW Group (incl. Motorcycles)	Commercial	July - 19
298	Mar - 19	Mar - 17	12,680.13	10,942.52	9,495.98	1,473.70	Used	1 Series	Private	July - 19
299	Mar - 19	Mar - 17	84,148.63	72,738.57	44,784.56	27,954.01	New	X5 Series	Commercial	July - 19
300	Mar - 19	Nov - 15	15,878.54	12,487.51	10,659.60	1,827.91	Used	5 Series	Commercial	July - 19
301	Mar - 19	Oct - 15	10,072.52	7,998.19	7,780.33	217.86	Used	MINI	Private	July - 19
302	Mar - 19	Feb - 17	30,657.27	28,858.11	14,691.17	14,166.94	New	2 Series	Commercial	July - 19
303	Mar - 19	June - 17	10,558.38	8,288.29	7,661.49	626.80	Used	MINI	Private	July - 19
304	Mar - 19	Mar - 17	19,314.80	17,451.16	12,220.77	5,230.39	New	1 Series	Commercial	July - 19
305	Mar - 19	Feb - 16	38,517.19	35,260.99	25,450.58	9,810.41	New	1 Series	Commercial	July - 19
306	Apr - 19	May - 17	28,372.04	24,026.08	17,824.69	6,201.39	Used	7 Series	Commercial	July - 19
307	Apr - 19	Mar - 17	46,717.50	39,134.37	21,062.76	18,071.61	New	4 Series	Commercial	July - 19
308	May - 19	Mar - 16	15,689.13	13,076.27	10,659.13	2,417.14	Used	3 Series	Private	July - 19
309	May - 19	Oct - 16	10,901.05	9,462.32	6,968.92	2,493.40	Used	1 Series	Commercial	July - 19
310	July - 19	June - 17	46,684.35	20,827.35	2,386.59	18,440.76	New	2 Series	Commercial	July - 19
311	Apr - 19	Dec - 16	25,185.80	24,256.90	15,064.08	9,192.82	New	3 Series	Commercial	Aug - 19
312	Apr - 19	Feb - 17	13,956.26	12,185.99	5,670.05	6,515.94	Used	3 Series	Private	Aug - 19
313	May - 19	Apr - 17	30,779.68	25,869.83	20,481.58	5,388.25	New	5 Series	Commercial	Aug - 19
314	May - 19	Feb - 16	28,012.41	20,228.97	15,651.73	4,577.24	Used	X6 Series	Commercial	Aug - 19
315	May - 19	Sept - 16	26,068.39	22,258.71	14,482.22	7,776.49	Used	5 Series	Commercial	Aug - 19
316	May - 19	Jan - 16	40,309.50	33,056.88	21,454.01	11,602.87	Used	X5 Series	Commercial	Aug - 19
317	May - 19	June - 17	66,804.97	58,856.45	41,066.84	17,789.61	Used	7 Series	Commercial	Aug - 19
318	May - 19	Apr - 14	13,800.42	8,807.20	7,134.46	1,672.74	Used	3 Series	Private	Aug - 19
319	June - 19	Oct - 16	31,231.14	23,768.78	16,685.84	7,082.94	Used	X6 Series	Commercial	Aug - 19
320	Aug - 19	May - 17	3,112.86	162.91	43.92	118.99	Used	3 Series	Private	Aug - 19
321	Aug - 19	June - 16	30,075.03	25,988.97	2,411.43	23,577.54	Used	X1 Series	Commercial	Aug - 19
322	Aug - 19	May - 14	10,475.55	1,538.77	685.08	853.69	Used	3 Series	Private	Aug - 19
323	Apr - 19	Dec - 16	16,462.21	14,010.80	12,566.19	1,444.61	Used	Non BMW Group (incl. Motorcycles)	Commercial	Sept - 19
324	June - 19	June - 16	25,251.94	21,273.11	16,429.34	4,843.77	Used	3 Series	Private	Sept - 19

Compartment German Auto Loans 7
Monthly Investor Report



Rolls-Royce
Motor Cars Limited

Reporting Date	Feb 11, 2020		
Payment Date	Feb 20, 2020		
Period No	28		
Monthly Period	Jan 31, 2020		
Interest Period	From	Jan 20, 2020	to Feb 20, 2020 = 31 days

9. Defaulted Amount & Recovery Amount - Loan Level Data*

	Month / Year of Default	Month / Year of Loan Origination	Principal Balance (Initial in EUR)	Principal Balance of Loan at Default (in EUR)	Recovery Total (in EUR)	Principal Balance End of Period (in EUR)	Object Type (new / used)	Vehicle Series	Customer Type (private / commercial)	Out of Deal (Month / Year)
325	Sept - 19	Mar - 17	18,118.86	321.52	100.28	221.24	Used	1 Series	Private	Sept - 19
326	May - 19	Oct - 15	11,071.17	8,077.62	3,852.00	4,225.62	Used	1 Series	Commercial	Oct - 19
327	July - 19	Oct - 16	9,054.98	6,345.12	5,246.17	1,098.95	Used	MINI	Private	Oct - 19
328	Aug - 19	Feb - 17	20,893.79	16,824.98	11,893.25	4,931.73	Used	X3 Series	Commercial	Nov - 19
329	Aug - 19	June - 16	48,849.03	40,745.65	17,826.44	22,919.21	Used	Non BMW Group (incl. Motorcycles)	Commercial	Nov - 19
330	Aug - 19	June - 16	17,485.31	14,910.11	9,964.33	4,945.78	New	1 Series	Private	Nov - 19
331	Aug - 19	Feb - 17	46,293.56	37,985.08	27,549.34	10,435.74	New	X3 Series	Private	Nov - 19
332	Aug - 19	June - 16	22,776.21	18,190.04	9,082.13	9,107.91	New	1 Series	Private	Nov - 19
333	Aug - 19	Jan - 16	11,783.36	10,348.91	8,002.93	2,345.98	Used	MINI	Commercial	Nov - 19
334	Aug - 19	Dec - 16	27,734.74	24,027.80	14,458.12	9,569.68	New	2 Series	Commercial	Nov - 19
335	Aug - 19	July - 16	45,985.30	36,923.54	23,455.72	13,467.82	New	X4 Series	Private	Nov - 19
336	Sept - 19	May - 17	27,880.56	22,146.12	13,357.78	8,788.34	Used	5 Series	Commercial	Nov - 19
337	Aug - 19	Mar - 16	12,881.81	10,217.19	6,283.97	3,933.22	Used	1 Series	Private	Dec - 19
338	Sept - 19	June - 16	33,442.35	30,537.51	17,235.00	13,302.51	New	4 Series	Commercial	Dec - 19
339	Oct - 19	May - 17	12,810.32	8,034.00	5,601.78	2,432.22	Used	MINI	Commercial	Dec - 19
340	Dec - 19	Aug - 16	18,775.43	5,045.22	1,104.64	3,940.58	New	Other BMW Group	Commercial	Dec - 19
341	Oct - 19	Feb - 17	33,169.91	26,856.91	17,947.36	8,909.55	New	4 Series	Commercial	Jan - 20
342	Oct - 19	Aug - 15	23,694.96	15,847.67	8,378.35	7,469.32	Used	7 Series	Commercial	Jan - 20
343	Oct - 19	June - 17	70,897.70	57,588.32	32,293.20	25,295.12	New	X5 Series	Commercial	Jan - 20
344	Oct - 19	Apr - 17	35,353.65	29,838.86	20,038.90	9,799.96	Used	4 Series	Commercial	Jan - 20

*Applicable only if loans have defaulted. Does not include defaulted amounts less than 10 EUR.

Compartment German Auto Loans 7
Monthly Investor Report



Rolls-Royce
Motor Cars Limited

Reporting Date	Feb 11, 2020		
Payment Date	Feb 20, 2020		
Period No	28		
Monthly Period	Jan 31, 2020		
Interest Period	From	Jan 20, 2020	to Feb 20, 2020 = 31 days

10. Outstanding Note Balance

1. Note Balance	All Notes	Class A	Class B
Initial Note Information			
ISIN code		XS1683494592	XS1683494915
Currency		EUR	EUR
Legal final maturity		Oct 2024	Oct 2024
Rating (Fitch / Moody's / S&P/DBRS)		AAA/Aaa/N/A/N/A	N/A/N/A/N/A/N/A
Initial notes aggregate principal outstanding balance in EUR	1,075,300,000.00	1,000,000,000.00	75,300,000.00
Nominal amount per note in EUR		100,000.00	100,000.00
Initial number of notes per class in EUR		10,000	753
Current Note Information			
Notes aggregate principal outstanding balance in EUR - BoP	325,831,580.21	250,531,580.21	75,300,000.00
Available distribution amount in EUR	26,383,143.96		
Redemption per class in EUR		20,876,408.15	0,00
Redemption per note in EUR		2,087.64	0.00
Notes aggregate principal outstanding balance in EUR - EoP	304,955,172.06	229,655,172.06	75,300,000.00
Current pool factor		0.23	1.00
2. Payments to Investor per Note			
		Class A	Class B
Interest Type		Floating Rate	Fixed Rate
Reference Rate		1M_EURIBOR	NONE
Actual Interest Rate		-0.466%	NONE
Spread		0.400%	NONE
Coupon		0.000%*	1.000%
Day count fraction		Actual/360	Actual/360
Interest days		31 days	31 days
Principal outstanding per note in EUR - BoP		25,053.16	100,000.00
Principal repayment per note in EUR		2,087.64	0.00
Principal outstanding per note in EUR - EoP		22,965.52	100,000.00
Interest payment per Note in EUR		0.00	86.11

* rate is floored at 0.000%, the theoretical negative interest rate is -0.066%.

Compartment German Auto Loans 7
Monthly Investor Report



Rolls-Royce
 Motor Cars Limited

Reporting Date	Feb 11, 2020			
Payment Date	Feb 20, 2020			
Period No	28			
Monthly Period	Jan 31, 2020			
Interest Period	From	Jan 20, 2020	to	Feb 20, 2020 = 31 days

10. Outstanding Note Balance

3. Credit Enhancement	Initial Period (in EUR)	Initial CE (in %)	Current Period (in EUR)	Current CE (in %)
Class A	1,000,000,000.00	7.50	229,655,172.06	35.83
Class B	75,300,000.00	0.50	75,300,000.00	14.28
Cash Reserve (+ Overcollateralisation)		0.00	49,906,749.92	0.00

4. Clean-Up Call Option

If the aggregate outstanding principal balance has been reduced to less than 10% of the aggregate outstanding principal balance at the Issue Date, the seller will have the option under the receivables purchase Agreement to acquire all outstanding purchased receivables.

Aggregate outstanding principal balance at end of period (in EUR)	349,481,921.98
Clean-Up option exercisable	No

Compartment German Auto Loans 7
Monthly Investor Report



Rolls-Royce
Motor Cars Limited

Reporting Date	Feb 11, 2020			
Payment Date	Feb 20, 2020			
Period No	28			
Monthly Period	Jan 31, 2020			
Interest Period	From	Jan 20, 2020	to	Feb 20, 2020 = 31 days

11. Original Principal Balance

Initial Portfolio as of origination of contract

Group (in EUR) (by Original Principal Balance)	Original principal balance (in EUR)	Original Principal Balance (in % of total)	Number of Contracts	Number of Contracts (in % of total)
0.00 - 5,000.00	6,952,214.98	0.56	1,832	3.15
5.000,01 - 10.000,00	58,611,633.89	4.75	7,457	12.82
10.000,01 - 15.000,00	142,071,546.45	11.53	11,224	19.29
15.000,01 - 20.000,00	193,930,803.12	15.73	11,075	19.04
20.000,01 - 25.000,00	206,957,002.69	16.79	9,215	15.84
25.000,01 - 30.000,00	186,569,339.49	15.14	6,810	11.71
30.000,01 - 35.000,00	135,414,459.95	10.99	4,186	7.20
35.000,01 - 40.000,00	88,286,985.15	7.16	2,362	4.06
40.000,01 - 45.000,00	58,732,363.84	4.76	1,387	2.38
45.000,01 - 50.000,00	39,196,107.70	3.18	826	1.42
50.000,01 - 55.000,00	28,713,754.16	2.33	547	0.94
55.000,01 - 60.000,00	22,818,800.56	1.85	397	0.68
> 60.000,00	64,430,047.86	5.23	858	1.47
Total	1,232,685,059.84	100.00	58,176	100.00

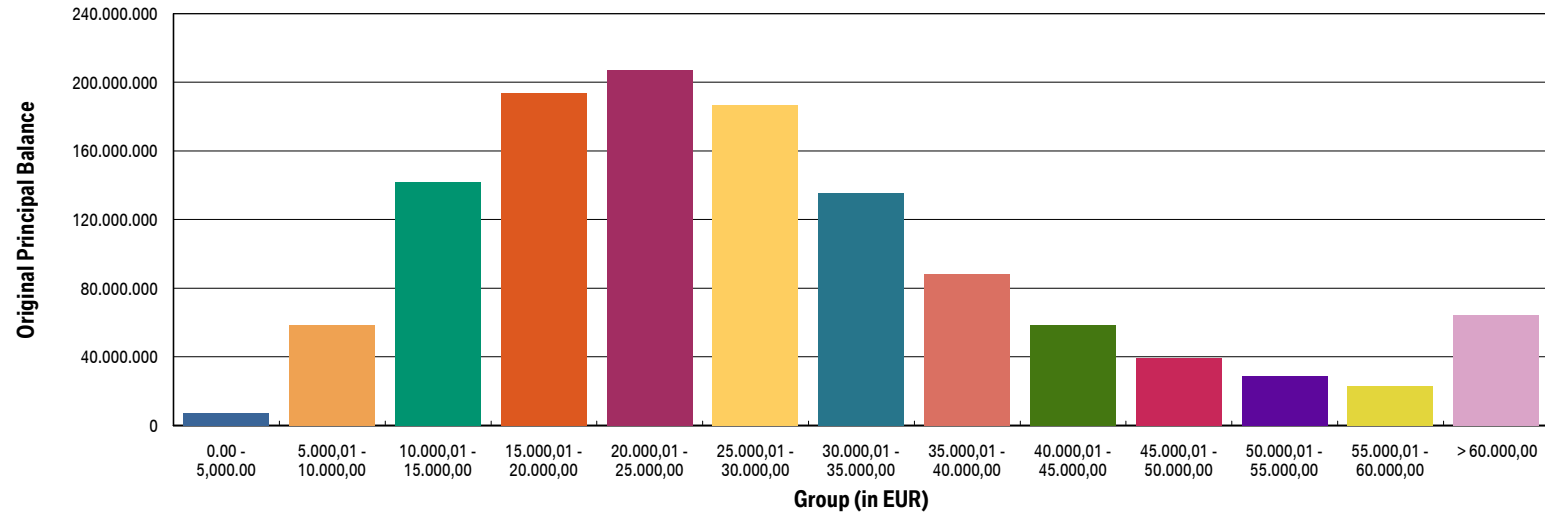
Average:	21,188.89
Min:	1,000.00
Max:	268,086.77

Compartment German Auto Loans 7
Monthly Investor Report



Reporting Date	Feb 11, 2020			
Payment Date	Feb 20, 2020			
Period No	28			
Monthly Period	Jan 31, 2020			
Interest Period	From	Jan 20, 2020	to	Feb 20, 2020 = 31 days

11a. Original Principal Balance (graph)



Compartment German Auto Loans 7
Monthly Investor Report



Rolls-Royce
 Motor Cars Limited

Reporting Date	Feb 11, 2020			
Payment Date	Feb 20, 2020			
Period No	28			
Monthly Period	Jan 31, 2020			
Interest Period	From	Jan 20, 2020	to	Feb 20, 2020 = 31 days

12. Aggregate Principal Balance

Initial Portfolio

Group (in EUR)	Aggregate Principal Balance (in EUR)	Aggregate Principal Balance (in % of total)	Number of Contracts	Number of Contracts (in % of total)
0.00 - 5,000.00	13,572,816.24	1.26	4,004	6.88
5.000,01 - 10.000,00	75,260,397.46	7.00	9,826	16.89
10.000,01 - 15.000,00	153,093,033.88	14.24	12,241	21.04
15.000,01 - 20.000,00	186,664,077.90	17.36	10,717	18.42
20.000,01 - 25.000,00	185,595,994.12	17.26	8,295	14.26
25.000,01 - 30.000,00	148,704,876.29	13.83	5,446	9.36
30.000,01 - 35.000,00	100,939,663.59	9.39	3,135	5.39
35.000,01 - 40.000,00	62,681,849.04	5.83	1,683	2.89
40.000,01 - 45.000,00	40,143,393.57	3.73	951	1.63
45.000,01 - 50.000,00	29,364,008.53	2.73	620	1.07
50.000,01 - 55.000,00	21,734,531.84	2.02	415	0.71
55.000,01 - 60.000,00	16,627,329.18	1.55	290	0.50
> 60.000,00	40,917,913.69	3.81	553	0.95
Total	1,075,299,885.33	100.00	58,176	100.00

Average:	18,483.57
Min:	197.19
Max:	234,727.59

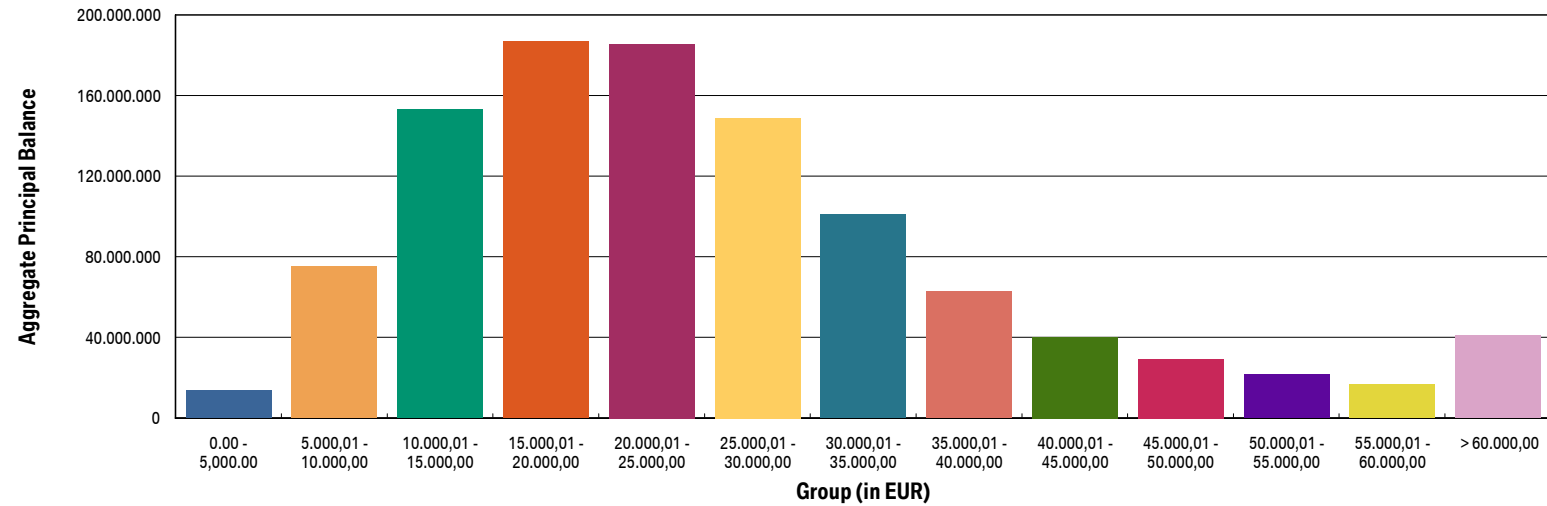
Compartment German Auto Loans 7
Monthly Investor Report



Rolls-Royce
 Motor Cars Limited

Reporting Date	Feb 11, 2020			
Payment Date	Feb 20, 2020			
Period No	28			
Monthly Period	Jan 31, 2020			
Interest Period	From	Jan 20, 2020	to	Feb 20, 2020 = 31 days

12a. Aggregate Principal Balance (graph)



Compartment German Auto Loans 7
Monthly Investor Report



Rolls-Royce
Motor Cars Limited

Reporting Date	Feb 11, 2020			
Payment Date	Feb 20, 2020			
Period No	28			
Monthly Period	Jan 31, 2020			
Interest Period	From	Jan 20, 2020	to	Feb 20, 2020 = 31 days

13. Aggregate Outstanding Principal Balance

Portfolio as of: Jan 31, 2020

Group (in EUR)	Aggregate Outstanding Principal Balance (in EUR)	Aggregate Outstanding Principal Balance (in % of total)	Number of Contracts	Number of Contracts (in % of total)
0.00 - 5,000.00	10,125,572.10	2.90	6,699	23.73
5,000,01 - 10,000,00	46,255,520.99	13.24	6,106	21.63
10,000,01 - 15,000,00	71,698,361.15	20.52	5,767	20.43
15,000,01 - 20,000,00	77,918,647.67	22.30	4,502	15.95
20,000,01 - 25,000,00	58,521,610.04	16.75	2,628	9.31
25,000,01 - 30,000,00	32,246,635.64	9.23	1,189	4.21
30,000,01 - 35,000,00	17,778,110.87	5.09	551	1.95
35,000,01 - 40,000,00	12,968,340.95	3.71	348	1.23
40,000,01 - 45,000,00	7,307,532.35	2.09	173	0.61
45,000,01 - 50,000,00	5,255,068.24	1.50	111	0.39
50,000,01 - 55,000,00	3,554,141.98	1.02	68	0.24
55,000,01 - 60,000,00	2,465,636.07	0.71	43	0.15
> 60,000,00	3,386,743.93	0.97	47	0.17
Total	349,481,921.98	100.00	28,232	100.00

WA:	12,378.93
Min:	0.00
Max:	151,128.77

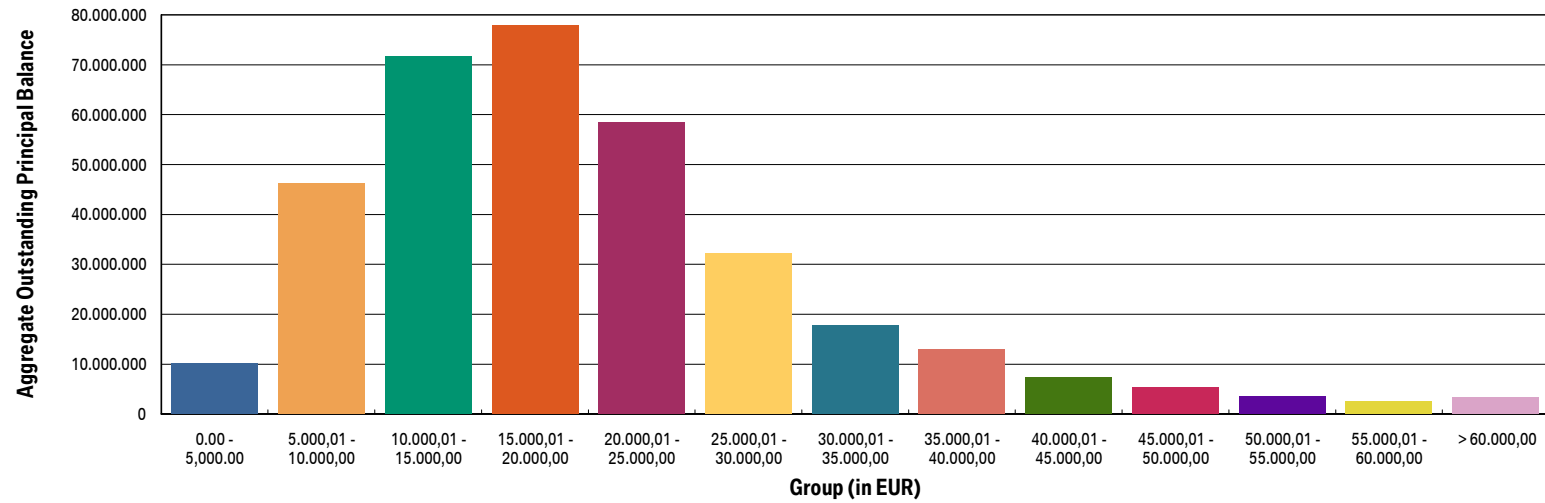
Compartment German Auto Loans 7
Monthly Investor Report



Rolls-Royce
 Motor Cars Limited

Reporting Date	Feb 11, 2020				
Payment Date	Feb 20, 2020				
Period No	28				
Monthly Period	Jan 31, 2020				
Interest Period	From	Jan 20, 2020	to	Feb 20, 2020	= 31 days

13a. Aggregate Outstanding Principal Balance (graph)



Compartment German Auto Loans 7
Monthly Investor Report



Rolls-Royce
Motor Cars Limited

Reporting Date	Feb 11, 2020				
Payment Date	Feb 20, 2020				
Period No	28				
Monthly Period	Jan 31, 2020				
Interest Period	From	Jan 20, 2020	to	Feb 20, 2020	= 31 days

14. Down Payments

Portfolio as of: Jan 31, 2020

Down Payment	Aggregate Outstanding Principal Balance (in EUR)	Aggregate Outstanding Principal Balance (in % of total)	Number of Contracts	Number of Contracts (in % of total)	Down Payment/ Purchase Price (in %)
No Down Payment	78,553,636.29	22.48	6,683	23.67	0.00
<=1000	6,593,437.16	1.89	664	2.35	4.34
1.000,01 - 2.000,00	17,674,325.23	5.06	1,665	5.90	8.51
2.000,01 - 3.000,00	22,358,365.97	6.40	2,108	7.47	12.24
3.000,01 - 4.000,00	22,726,878.00	6.50	2,122	7.52	16.01
4.000,01 - 5.000,00	36,306,395.91	10.39	2,940	10.41	17.91
5.000,01 - 6.000,00	21,209,818.56	6.07	1,701	6.03	20.06
6.000,01 - 7.000,00	19,094,116.22	5.46	1,510	5.35	22.36
7.000,01 - 8.000,00	18,008,656.71	5.15	1,360	4.82	23.88
8.000,01 - 9.000,00	9,617,325.43	2.75	728	2.58	25.35
9.000,01 - 10.000,00	29,600,022.10	8.47	2,103	7.45	27.03
10.000,01 - 11.000,00	6,754,141.52	1.93	463	1.64	26.90
11.000,01 - 12.000,00	8,535,441.84	2.44	562	1.99	28.68
12.000,01 - 13.000,00	6,038,241.79	1.73	406	1.44	29.50
13.000,01 - 14.000,00	4,572,709.59	1.31	336	1.19	32.92
14.000,01 - 15.000,00	12,093,319.86	3.46	850	3.01	34.58
> 15.000,00	29,745,089.80	8.51	2,031	7.19	39.74
Total	349,481,921.98	100.00	28,232	100.00	17.59

Minimum Down Payment:	61.07
Maximum Down Payment:	93,505.30
Average Down Payment:	5,973.26
Average Down Payment (customers that made a Down Payment):	7,825.75

Compartment German Auto Loans 7
Monthly Investor Report



Rolls-Royce
Motor Cars Limited

Reporting Date	Feb 11, 2020			
Payment Date	Feb 20, 2020			
Period No	28			
Monthly Period	Jan 31, 2020			
Interest Period	From	Jan 20, 2020	to	Feb 20, 2020 = 31 days

15. Borrower Concentration

Portfolio as of: Jan 31, 2020

Borrower (Top 20)	Aggregate Outstanding Principal Balance (in EUR)	Aggregate Outstanding Principal Balance (in % of total)	Number of Contracts	Number of Contracts (in % of total)
1	277,376.85	0.08	28	0.10
2	151,128.77	0.04	1	0.00
3	128,390.93	0.04	1	0.00
4	117,999.58	0.03	2	0.01
5	110,491.13	0.03	7	0.02
6	110,129.00	0.03	2	0.01
7	107,725.30	0.03	2	0.01
8	102,899.42	0.03	2	0.01
9	101,310.28	0.03	2	0.01
10	97,555.77	0.03	2	0.01
11	97,377.67	0.03	2	0.01
12	91,385.96	0.03	5	0.02
13	91,288.08	0.03	1	0.00
14	90,456.85	0.03	2	0.01
15	84,055.10	0.02	1	0.00
16	83,914.04	0.02	2	0.01
17	82,769.58	0.02	1	0.00
18	80,853.83	0.02	1	0.00
19	79,982.66	0.02	1	0.00
20	78,430.66	0.02	1	0.00
Total	2,165,521.46	0.62	66	0.23
Total Portfolio Balance	349,481,921.98			

Compartment German Auto Loans 7
Monthly Investor Report



Rolls-Royce
 Motor Cars Limited

Reporting Date	Feb 11, 2020			
Payment Date	Feb 20, 2020			
Period No	28			
Monthly Period	Jan 31, 2020			
Interest Period	From	Jan 20, 2020	to	Feb 20, 2020 = 31 days

16. Geographical Distribution

Initial Portfolio

Post code area	Aggregate Principal Balance (in EUR)	Aggregate Principal Balance (in % of total)	Number of Contracts	Number of contracts (in % of total)
post code area 0	60,077,202.26	5.59	3,214	5.52
post code area 1	61,378,550.20	5.71	3,176	5.46
post code area 2	99,202,184.48	9.23	5,354	9.20
post code area 3	101,570,427.34	9.45	5,572	9.58
post code area 4	123,361,453.69	11.47	6,787	11.67
post code area 5	116,364,864.70	10.82	6,367	10.94
post code area 6	135,978,558.12	12.65	7,314	12.57
post code area 7	133,996,727.10	12.46	7,441	12.79
post code area 8	145,662,142.02	13.55	7,666	13.18
post code area 9	97,707,775.42	9.09	5,285	9.08
Total	1,075,299,885.33	100.00	58,176	100.00

Compartment German Auto Loans 7
Monthly Investor Report



Rolls-Royce
 Motor Cars Limited

Reporting Date	Feb 11, 2020			
Payment Date	Feb 20, 2020			
Period No	28			
Monthly Period	Jan 31, 2020			
Interest Period	From	Jan 20, 2020	to	Feb 20, 2020 = 31 days

16. Geographical Distribution

Portfolio as of: Jan 31, 2020

Post code area	Aggregate Outstanding Principal Balance (in EUR)	Aggregate Outstanding Principal Balance (in % of total)	Number of Contracts	Number of Contracts (in % of total)
post code area 0	20,265,098.68	5.80	1,642	5.82
post code area 1	20,358,637.43	5.83	1,634	5.79
post code area 2	32,379,940.22	9.27	2,607	9.23
post code area 3	33,551,636.42	9.60	2,740	9.71
post code area 4	38,387,496.44	10.98	3,197	11.32
post code area 5	37,734,330.79	10.80	3,083	10.92
post code area 6	44,892,026.10	12.85	3,647	12.92
post code area 7	43,068,982.01	12.32	3,565	12.63
post code area 8	45,974,006.06	13.15	3,524	12.48
post code area 9	32,621,971.35	9.33	2,572	9.11
post code area Others	247,796.48	0.07	21	0.07
Total	349,481,921.98	100.00	28,232	100.00

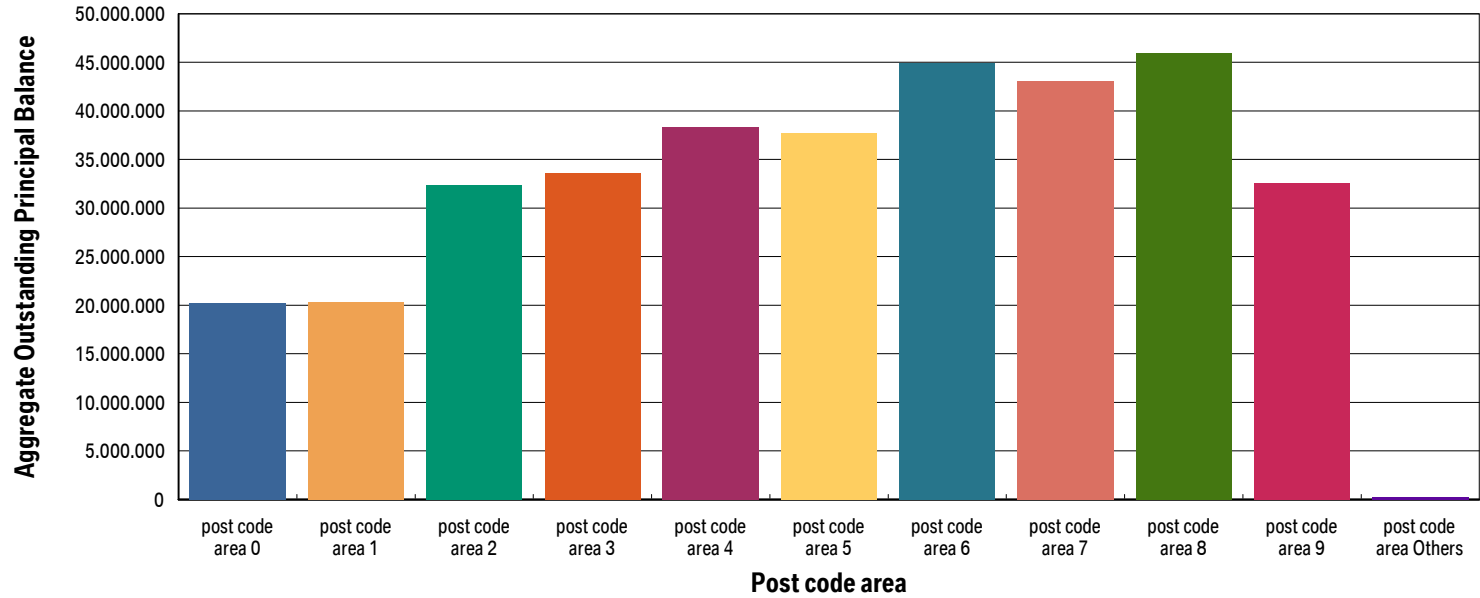
Compartment German Auto Loans 7
Monthly Investor Report



Rolls-Royce
 Motor Cars Limited

Reporting Date	Feb 11, 2020				
Payment Date	Feb 20, 2020				
Period No	28				
Monthly Period	Jan 31, 2020				
Interest Period	From	Jan 20, 2020	to	Feb 20, 2020	= 31 days

16a. Geographical Distribution (graph)



Compartment German Auto Loans 7
Monthly Investor Report



Rolls-Royce
Motor Cars Limited

Reporting Date	Feb 11, 2020			
Payment Date	Feb 20, 2020			
Period No	28			
Monthly Period	Jan 31, 2020			
Interest Period	From	Jan 20, 2020	to	Feb 20, 2020 = 31 days

17. Car Type & Customer Group

Initial Portfolio

Car Type	Aggregate Principal Balance (in EUR)	Aggregate Principal Balance (in % of total)	Number of Contracts	Number of Contracts (in % of total)
New	501,846,144.20	46.67	21,173	36.39
Used	573,453,741.13	53.33	37,003	63.61
Total	1,075,299,885.33	100.00	58,176	100.00

Customer Group	Aggregate Principal Balance (in EUR)	Aggregate Principal Balance (in % of total)	Number of Contracts	Number of Contracts (in % of total)
Commercial	284,006,070.70	26.41	11,469	19.71
Private Individual	791,293,814.63	73.59	46,707	80.29
Total	1,075,299,885.33	100.00	58,176	100.00

Compartment German Auto Loans 7
Monthly Investor Report



Rolls-Royce
 Motor Cars Limited

Reporting Date	Feb 11, 2020			
Payment Date	Feb 20, 2020			
Period No	28			
Monthly Period	Jan 31, 2020			
Interest Period	From	Jan 20, 2020	to	Feb 20, 2020 = 31 days

17. Car Type & Customer Group

Portfolio as of: Jan 31, 2020

Car Type	Aggregate Outstanding Principal Balance (in EUR)	Aggregate Outstanding Principal Balance (in % of total)	Number of Contracts	Number of Contracts (in % of total)
New	162,442,211.37	46.48	10,240	36.27
Used	187,039,710.61	53.52	17,992	63.73
Total	349,481,921.98	100.00	28,232	100.00

Customer Group	Aggregate Outstanding Principal Balance (in EUR)	Aggregate Outstanding Principal Balance (in % of total)	Number of Contracts	Number of Contracts (in % of total)
Commercial	83,462,926.32	23.88	5,055	17.91
Private Individual	266,018,995.66	76.12	23,177	82.09
Total	349,481,921.98	100.00	28,232	100.00

Compartment German Auto Loans 7
Monthly Investor Report



Rolls-Royce
Motor Cars Limited

Reporting Date	Feb 11, 2020			
Payment Date	Feb 20, 2020			
Period No	28			
Monthly Period	Jan 31, 2020			
Interest Period	From	Jan 20, 2020	to	Feb 20, 2020 = 31 days

18. Delinquencies

Initial Portfolio

Days past due	Aggregate Principal Balance (in EUR)	Aggregate Principal Balance (in % of total)	Number of Contracts	Number of Contracts (in % of total)
1 - 30	0.00	0.00	0	0.00
31 - 60	0.00	0.00	0	0.00
61 - 90	0.00	0.00	0	0.00
91 - 120	0.00	0.00	0	0.00
> 120	0.00	0.00	0	0.00
Total	0.00	0.00	0	0.00

Portfolio as of: Jan 31, 2020

Days past due	Aggregate Outstanding Principal Balance (in EUR)	Aggregate Outstanding Principal Balance (in % of total)	Number of Contracts	Number of Contracts (in % of total)
1 - 30	4,130,786.84	1.18	275	0.97
31 - 60	894,926.13	0.26	53	0.19
61 - 90	325,572.66	0.09	23	0.08
91 - 120	141,191.09	0.04	10	0.04
> 120	301,565.22	0.09	18	0.06
Total	5,794,041.94	1.66	379	1.34

Compartment German Auto Loans 7
Monthly Investor Report



Rolls-Royce
Motor Cars Limited

Reporting Date	Feb 11, 2020				
Payment Date	Feb 20, 2020				
Period No	28				
Monthly Period	Jan 31, 2020				
Interest Period	From	Jan 20, 2020	to	Feb 20, 2020	= 31 days

18a. Delinquencies Analysis

Monthly Period	Performing (in EUR)	31-60 days past due (in EUR)	61-90 days past due (in EUR)	91-120 days past due (in EUR)	>120 days past due (in EUR)
Oct - 17	1,050,705,316.43	0.00	0.00	0.00	0.00
Nov - 17	1,024,400,687.00	192,605.04	0.00	0.00	0.00
Dec - 17	994,995,004.32	924,546.79	74,589.12	0.00	0.00
Jan - 18	967,039,862.05	609,321.06	249,539.42	58,937.12	0.00
Feb - 18	939,480,701.57	527,925.95	350,062.12	129,524.32	45,173.29
Mar - 18	909,459,592.01	844,387.70	306,429.44	188,178.73	51,962.92
Apr - 18	880,385,742.71	948,893.29	465,398.59	183,285.00	149,370.46
May - 18	851,220,379.52	768,015.21	513,851.38	176,262.87	244,841.49
June - 18	820,868,759.17	983,559.09	422,702.52	148,729.00	272,684.25
July - 18	791,711,739.10	981,002.42	475,749.51	275,931.77	209,660.15
Aug - 18	762,653,455.53	851,073.11	393,850.09	300,060.55	254,696.92
Sept - 18	735,242,693.68	976,564.38	422,766.97	150,407.63	321,575.14
Oct - 18	709,563,908.67	944,623.05	216,988.99	180,202.51	270,475.37
Nov - 18	682,970,347.84	1,112,844.03	353,339.59	172,553.25	324,440.76
Dec - 18	658,215,228.09	1,464,242.56	569,361.12	193,833.73	257,123.80
Jan - 19	633,469,483.87	1,236,037.19	526,687.30	366,500.42	209,609.51
Feb - 19	606,735,080.88	1,258,706.88	494,435.22	214,387.92	313,376.45
Mar - 19	578,743,094.83	1,276,750.88	451,844.04	210,034.76	408,688.70
Apr - 19	551,926,441.66	847,997.50	454,220.73	315,395.88	337,849.50
May - 19	525,348,620.82	1,175,322.49	297,932.42	319,233.42	469,638.82
June - 19	501,574,021.25	982,128.55	473,034.62	130,525.86	496,427.56
July - 19	476,045,287.77	1,128,646.94	392,491.13	285,822.50	449,120.42
Aug - 19	453,357,431.89	1,235,365.63	393,668.94	285,083.51	441,191.65
Sept - 19	433,173,823.75	959,263.23	409,410.71	219,661.75	379,844.73
Oct - 19	411,183,880.29	851,013.17	301,943.34	237,112.46	412,931.70
Nov - 19	389,725,299.35	887,958.02	318,282.07	102,628.69	375,822.24
Dec - 19	367,952,983.08	779,803.60	377,026.15	255,586.58	296,514.19
Jan - 20	347,818,666.88	894,926.13	325,572.66	141,191.09	301,565.22

Compartment German Auto Loans 7
Monthly Investor Report



Rolls-Royce
 Motor Cars Limited

Reporting Date	Feb 11, 2020			
Payment Date	Feb 20, 2020			
Period No	28			
Monthly Period	Jan 31, 2020			
Interest Period	From	Jan 20, 2020	to	Feb 20, 2020 = 31 days

19. Seasoning

Initial Portfolio

Group (in months)	Aggregate Principal Balance (in EUR)	Aggregate Principal Balance (in % of total)	Number of Contracts	Number of Contracts (in % of total)
<= 6	576,370,179.60	53.60	29,246	50.27
> 6 - <= 12	222,745,645.89	20.71	11,596	19.93
> 12 - <= 24	186,842,759.18	17.38	10,877	18.70
> 24 - <= 36	73,724,365.83	6.86	5,112	8.79
> 36 - <= 42	8,286,360.63	0.77	699	1.20
> 42 - <= 48	4,269,898.26	0.40	360	0.62
> 48 - <= 53	1,983,410.97	0.18	178	0.31
> 53	1,077,264.97	0.10	108	0.19
Total	1,075,299,885.33	100.00	58,176	100.00

WA Seasoning (in months):	9.82
Min (in months):	3.00
Max (in months):	63.00

Compartment German Auto Loans 7
Monthly Investor Report



Rolls-Royce
Motor Cars Limited

Reporting Date	Feb 11, 2020			
Payment Date	Feb 20, 2020			
Period No	28			
Monthly Period	Jan 31, 2020			
Interest Period	From	Jan 20, 2020	to	Feb 20, 2020 = 31 days

19. Seasoning

Portfolio as of: Jan 31, 2020

Group (in months)	Aggregate Outstanding Principal Balance (in EUR)	Aggregate Outstanding Principal Balance (in % of total)	Number of Contracts	Number of Contracts (in % of total)
<= 6	0.00	0.00	0	0.00
> 6 - <= 12	0.00	0.00	0	0.00
> 12 - <= 24	0.00	0.00	0	0.00
> 24 - <= 36	304,025,489.67	86.99	23,097	81.81
> 36 - <= 42	24,096,185.25	6.89	2,632	9.32
> 42 - <= 48	14,733,136.29	4.22	1,508	5.34
> 48 - <= 53	4,184,029.40	1.20	513	1.82
> 53	2,443,081.37	0.70	482	1.71
Total	349,481,921.98	100.00	28,232	100.00

WA Seasoning (in months):	34.23
Min (in months):	31.00
Max (in months):	89.00

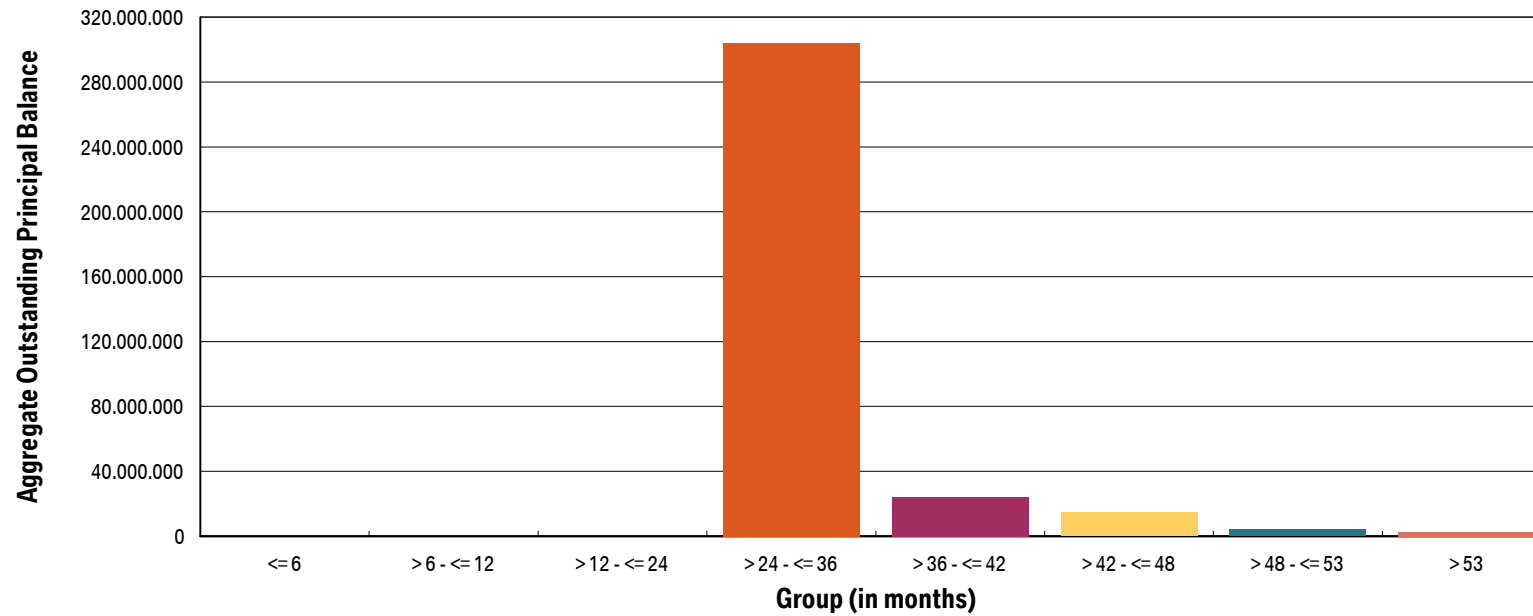
Compartment German Auto Loans 7
Monthly Investor Report



Rolls-Royce
 Motor Cars Limited

Reporting Date	Feb 11, 2020				
Payment Date	Feb 20, 2020				
Period No	28				
Monthly Period	Jan 31, 2020				
Interest Period	From	Jan 20, 2020	to	Feb 20, 2020	= 31 days

19a. Seasoning (graph)



Compartment German Auto Loans 7
Monthly Investor Report



Rolls-Royce
 Motor Cars Limited

Reporting Date	Feb 11, 2020			
Payment Date	Feb 20, 2020			
Period No	28			
Monthly Period	Jan 31, 2020			
Interest Period	From	Jan 20, 2020	to	Feb 20, 2020 = 31 days

20. Remaining Term

Initial Portfolio

Group (in months)	Aggregate Principal Balance (in EUR)	Aggregate Principal Balance (in % of total)	Number of Contracts	Number of Contracts (in % of total)
<= 6	20,139,249.55	1.87	1,845	3.17
> 6 - <= 12	50,536,528.09	4.70	3,933	6.76
> 12 - <= 24	171,299,952.34	15.93	11,654	20.03
> 24 - <= 36	388,304,361.55	36.11	20,241	34.79
> 36 - <= 42	130,449,406.13	12.13	6,507	11.19
> 42 - <= 48	156,183,577.11	14.52	7,315	12.57
> 48 - <= 53	40,426,095.56	3.76	1,793	3.08
> 53	117,960,715.00	10.97	4,888	8.40
Total	1,075,299,885.33	100.00	58,176	100.00

WA Remaining Term (in months):	34.05
Min (in months):	3.00
Max (in months):	60.00

Compartment German Auto Loans 7
Monthly Investor Report



Rolls-Royce
Motor Cars Limited

Reporting Date	Feb 11, 2020			
Payment Date	Feb 20, 2020			
Period No	28			
Monthly Period	Jan 31, 2020			
Interest Period	From	Jan 20, 2020	to	Feb 20, 2020 = 31 days

20. Remaining Term

Portfolio as of: Jan 31, 2020

Group (in months)	Aggregate Outstanding Principal Balance (in EUR)	Aggregate Outstanding Principal Balance (in % of total)	Number of Contracts	Number of Contracts (in % of total)
<= 6	137,310,071.50	39.29	13,906	49.26
> 6 - <= 12	19,016,094.59	5.44	1,592	5.64
> 12 - <= 24	123,279,720.93	35.27	8,709	30.85
> 24 - <= 36	69,876,034.96	19.99	4,025	14.26
> 36 - <= 42	0.00	0.00	0	0.00
> 42 - <= 48	0.00	0.00	0	0.00
> 48 - <= 53	0.00	0.00	0	0.00
> 53	0.00	0.00	0	0.00
Total	349,481,921.98	100.00	28,232	100.00

WA Remaining Term (in months):	12.77
Min (in months):	0.00
Max (in months):	32.00

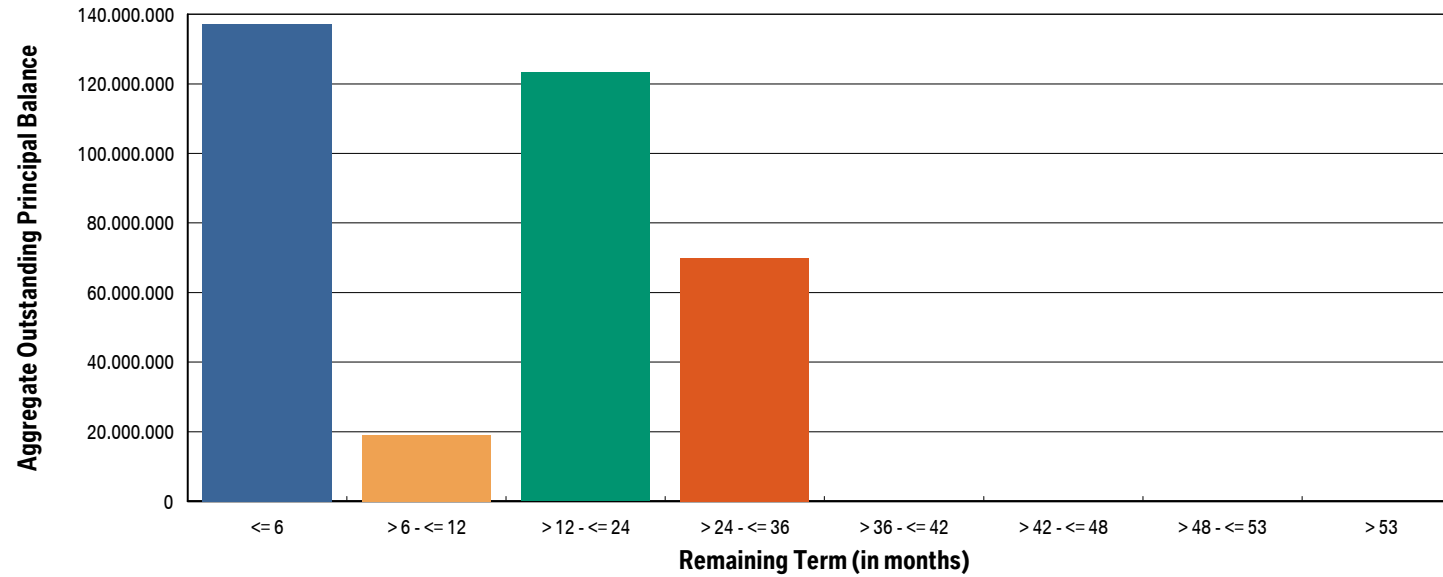
Compartment German Auto Loans 7
Monthly Investor Report



Rolls-Royce
 Motor Cars Limited

Reporting Date	Feb 11, 2020				
Payment Date	Feb 20, 2020				
Period No	28				
Monthly Period	Jan 31, 2020				
Interest Period	From	Jan 20, 2020	to	Feb 20, 2020	= 31 days

20a. Remaining Term (graph)



Compartment German Auto Loans 7
Monthly Investor Report



Rolls-Royce
Motor Cars Limited

Reporting Date	Feb 11, 2020			
Payment Date	Feb 20, 2020			
Period No	28			
Monthly Period	Jan 31, 2020			
Interest Period	From	Jan 20, 2020	to	Feb 20, 2020 = 31 days

21. Original Term

Initial Portfolio

Group (in months)	Aggregate Principal Balance (in EUR)	Aggregate Principal Balance (in % of total)	Number of Contracts	Number of Contracts (in % of total)
<= 6	0.00	0.00	0	0.00
> 6 - <= 12	741,642.57	0.07	269	0.46
> 12 - <= 24	41,782,594.85	3.89	4,381	7.53
> 24 - <= 36	508,474,086.15	47.29	27,485	47.24
> 36 - <= 42	5,442,641.12	0.51	386	0.66
> 42 - <= 48	285,160,953.22	26.52	14,779	25.40
> 48 - <= 53	773,733.14	0.07	51	0.09
> 53	232,924,234.28	21.66	10,825	18.61
Total	1,075,299,885.33	100.00	58,176	100.00

WA Original Term (in months):	43.87
Min (in months):	7.00
Max (in months):	120.00

Compartment German Auto Loans 7
Monthly Investor Report



Rolls-Royce
Motor Cars Limited

Reporting Date	Feb 11, 2020			
Payment Date	Feb 20, 2020			
Period No	28			
Monthly Period	Jan 31, 2020			
Interest Period	From	Jan 20, 2020	to	Feb 20, 2020 = 31 days

21. Original Term

Portfolio as of: Jan 31, 2020

Group (in months)	Aggregate Outstanding Principal Balance (in EUR)	Aggregate Outstanding Principal Balance (in % of total)	Number of Contracts	Number of Contracts (in % of total)
<= 6	0.00	0.00	0	0.00
> 6 - <= 12	0.00	0.00	0	0.00
> 12 - <= 24	14,687.93	0.00	31	0.11
> 24 - <= 36	127,867,720.31	36.59	11,638	41.22
> 36 - <= 42	1,422,414.92	0.41	181	0.64
> 42 - <= 48	119,283,360.05	34.13	9,519	33.72
> 48 - <= 53	332,752.90	0.10	33	0.12
> 53	100,560,985.87	28.77	6,830	24.19
Total	349,481,921.98	100.00	28,232	100.00

WA Original Term (in months):	47.02
Min (in months):	18.00
Max (in months):	96.00

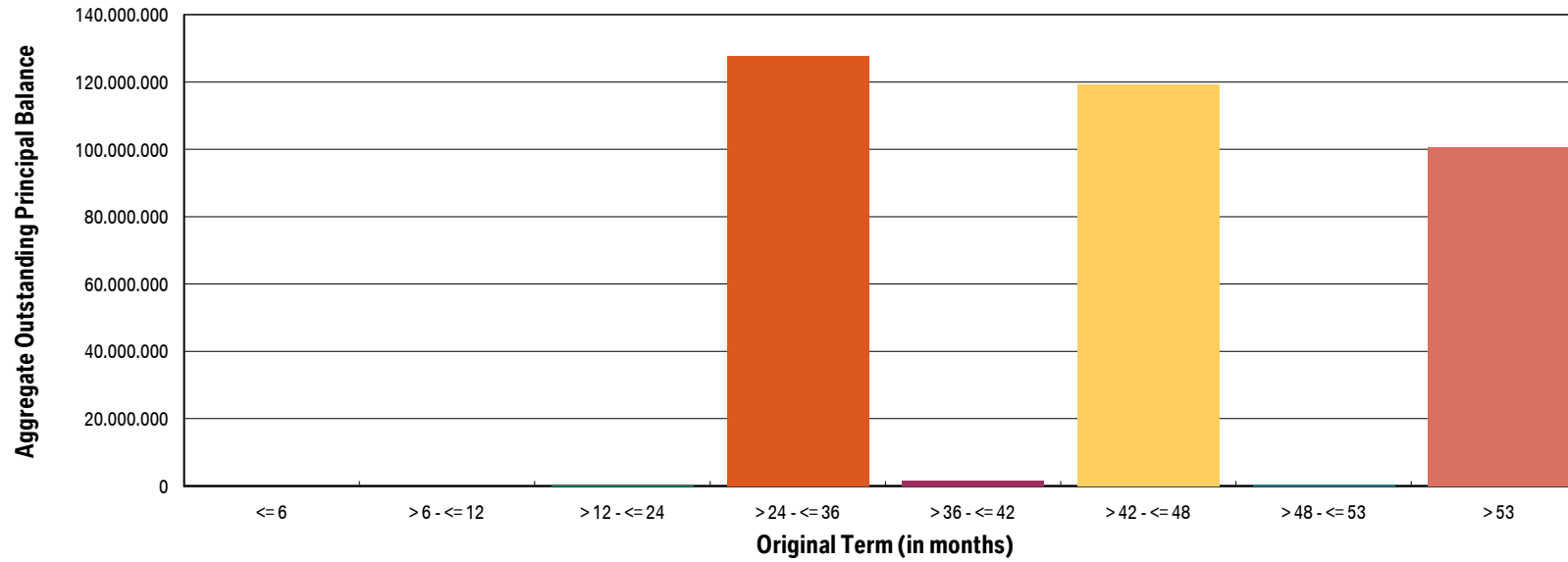
Compartment German Auto Loans 7
Monthly Investor Report



Rolls-Royce
 Motor Cars Limited

Reporting Date	Feb 11, 2020				
Payment Date	Feb 20, 2020				
Period No	28				
Monthly Period	Jan 31, 2020				
Interest Period	From	Jan 20, 2020	to	Feb 20, 2020	= 31 days

21a. Original Term (graph)



Compartment German Auto Loans 7
Monthly Investor Report



Rolls-Royce
Motor Cars Limited

Reporting Date	Feb 11, 2020			
Payment Date	Feb 20, 2020			
Period No	28			
Monthly Period	Jan 31, 2020			
Interest Period	From	Jan 20, 2020	to	Feb 20, 2020 = 31 days

22. Vehicle Class

Initial Portfolio

Group	Aggregate Principal Balance (in EUR)	Aggregate Principal Balance (in % of total)	Number of Contracts	Number of Contracts (in % of total)
BMW 1 Series	124,156,707.04	11.55	9,479	16.29
BMW 2 Series	102,433,319.71	9.53	4,414	7.59
BMW 3 Series	161,594,042.71	15.03	9,553	16.42
BMW 4 Series	57,511,545.30	5.35	1,757	3.02
BMW 5 Series	154,036,449.18	14.32	7,004	12.04
BMW 6 Series	13,627,445.82	1.27	365	0.63
BMW 7 Series	17,876,857.30	1.66	590	1.01
BMW X1 Series	77,679,575.16	7.22	4,206	7.23
BMW X3 Series	62,911,891.13	5.85	2,830	4.86
BMW X4 Series	14,559,594.63	1.35	378	0.65
BMW X5 Series	56,974,044.39	5.30	1,642	2.82
BMW X6 Series	19,870,199.08	1.85	513	0.88
BMW Z Series	10,713,603.03	1.00	598	1.03
BMW i Series	3,039,138.94	0.28	91	0.16
MINI	136,089,516.00	12.66	8,921	15.33
Non BMW Group Models (incl. Motorcycles)	28,553,711.71	2.66	2,147	3.69
Other BMW Group (incl. Motorcycles)	33,672,244.20	3.13	3,688	6.34
Total	1,075,299,885.33	100.00	58,176	100.00

Compartment German Auto Loans 7
Monthly Investor Report



Rolls-Royce
Motor Cars Limited

Reporting Date	Feb 11, 2020			
Payment Date	Feb 20, 2020			
Period No	28			
Monthly Period	Jan 31, 2020			
Interest Period	From	Jan 20, 2020	to	Feb 20, 2020 = 31 days

22. Vehicle Class

Portfolio as of: Jan 31, 2020

Group	Aggregate Outstanding Principal Balance (in EUR)	Aggregate Outstanding Principal Balance (in % of total)	Number of Contracts	Number of Contracts (in % of total)
BMW 1 Series	35,372,770.05	10.12	4,231	14.99
BMW 2 Series	36,903,411.15	10.56	2,365	8.38
BMW 3 Series	52,548,500.44	15.04	4,602	16.30
BMW 4 Series	19,861,105.04	5.68	931	3.30
BMW 5 Series	52,710,951.22	15.08	3,637	12.88
BMW 6 Series	4,304,278.51	1.23	186	0.66
BMW 7 Series	4,970,900.99	1.42	246	0.87
BMW X1 Series	26,004,681.51	7.44	2,135	7.56
BMW X3 Series	21,841,183.80	6.25	1,497	5.30
BMW X4 Series	5,132,620.36	1.47	197	0.70
BMW X5 Series	18,991,835.65	5.43	783	2.77
BMW X6 Series	5,882,615.43	1.68	222	0.79
BMW Z Series	2,958,427.15	0.85	260	0.92
BMW i Series	1,113,611.79	0.32	45	0.16
MINI	45,849,581.77	13.12	4,558	16.14
Non BMW Group Models (incl. Motorcycles)	8,565,183.11	2.45	966	3.42
Other BMW Group (incl. Motorcycles)	6,470,264.01	1.85	1,371	4.86
Total	349,481,921.98	100.00	28,232	100.00

Compartment German Auto Loans 7
Monthly Investor Report



Rolls-Royce
Motor Cars Limited

Reporting Date	Feb 11, 2020			
Payment Date	Feb 20, 2020			
Period No	28			
Monthly Period	Jan 31, 2020			
Interest Period	From	Jan 20, 2020	to	Feb 20, 2020 = 31 days

23. Payment Type

Initial Portfolio:

Group	Aggregate Principal Balance (in EUR)	Aggregate Principal Balance (in % of total)	Number of Contracts	Number of Contracts (in % of total)
Direct debit	1,072,573,425.67	99.75	58,012	99.72
Self payment	2,726,459.66	0.25	164	0.28
Total	1,075,299,885.33	100.00	58,176	100.00

Portfolio as of: Jan 31, 2020

Group	Aggregate Outstanding Principal Balance (in EUR)	Aggregate Outstanding Principal Balance (in % of total)	Number of Contracts	Number of Contracts (in % of total)
Direct debit	344,161,040.71	98.48	27,665	97.99
Self payment	5,320,881.27	1.52	567	2.01
Total	349,481,921.98	100.00	28,232	100.00

Compartment German Auto Loans 7
Monthly Investor Report



Rolls-Royce
 Motor Cars Limited

Reporting Date	Feb 11, 2020		
Payment Date	Feb 20, 2020		
Period No	28		
Monthly Period	Jan 31, 2020		
Interest Period	From	Jan 20, 2020	to Feb 20, 2020 = 31 days

24. Interest Rates

Weighted Average Nominal Interest Rate (in %)		
Aggregate Principal Balance (Initial)	1,075,299,885.33	3.20
Aggregate Outstanding Principal Balance	349,481,921.98	3.07

Compartment German Auto Loans 7
Monthly Investor Report



Rolls-Royce
 Motor Cars Limited

Reporting Date	Feb 11, 2020			
Payment Date	Feb 20, 2020			
Period No	28			
Monthly Period	Jan 31, 2020			
Interest Period	From	Jan 20, 2020	to	Feb 20, 2020 = 31 days

25. Credit Type

Initial Portfolio

Credit Type	Aggregate Principal Balance (in EUR)	Aggregate Principal Balance (in % of total)	Number of Contracts	Number of Contracts (in % of total)
Balloon	1,062,022,231.05	98.77	56,097	96.43
Equal Instalment Loan	13,277,654.28	1.23	2,079	3.57
Total	1,075,299,885.33	100.00	58,176	100.00

Portfolio as of: Jan 31, 2020

Credit Type	Aggregate Outstanding Principal Balance (in EUR)	Aggregate Outstanding Principal Balance (in % of total)	Number of Contracts	Number of Contracts (in % of total)
Balloon	347,859,919.92	99.54	27,651	97.94
Equal Instalment Loan	1,622,002.06	0.46	581	2.06
Total	349,481,921.98	100.00	28,232	100.00

Compartment German Auto Loans 7
Monthly Investor Report



Rolls-Royce
Motor Cars Limited

Reporting Date	Feb 11, 2020			
Payment Date	Feb 20, 2020			
Period No	28			
Monthly Period	Jan 31, 2020			
Interest Period	From	Jan 20, 2020	to	Feb 20, 2020 = 31 days

26. Contracts Per Customer

Initial Portfolio

Group	Aggregate Principal Balance (in EUR)	Aggregate Principal Balance (in % of total)	Number of Contracts	Number of Contracts (in % of total)
1	1,018,379,438.01	94.71	55,690	95.73
2 - 4	50,359,193.50	4.68	2,194	3.77
5 - 7	1,300,446.96	0.12	59	0.10
8 - 10	106,131.77	0.01	16	0.03
> 10	5,154,675.09	0.48	217	0.37
Total	1,075,299,885.33	100.00	58,176	100.00

Portfolio as of: Jan 31, 2020

Group	Aggregate Outstanding Principal Balance (in EUR)	Aggregate Outstanding Principal Balance (in % of total)	Number of Contracts	Number of Contracts (in % of total)
1	341,690,611.53	97.77	27,730	98.22
2 - 4	7,305,984.82	2.09	457	1.62
5 - 7	207,948.78	0.06	17	0.06
8 - 10	0.00	0.00	0	0.00
> 10	277,376.85	0.08	28	0.10
Total	349,481,921.98	100.00	28,232	100.00

Compartment German Auto Loans 7
Monthly Investor Report



Rolls-Royce
Motor Cars Limited

Reporting Date	Feb 11, 2020		
Payment Date	Feb 20, 2020		
Period No	28		
Monthly Period	Jan 31, 2020		
Interest Period	From	Jan 20, 2020	to Feb 20, 2020 = 31 days

27. Amortisation

Initial Portfolio

Period	Principal Balance (in EUR)
	1,075,299,885.33
1	1,060,943,391.23
2	1,046,546,518.25
3	1,028,143,480.96
4	1,009,946,120.87
5	991,276,856.02
6	971,651,928.95
7	951,997,456.32
8	932,474,767.43
9	912,587,307.97
10	890,868,439.21
11	869,990,343.74
12	849,480,237.36
13	829,978,972.02
14	810,931,432.99
15	790,929,469.38
16	772,219,217.94
17	750,648,817.76
18	726,612,568.15
19	702,257,186.81
20	679,888,041.08
21	655,697,343.74
22	633,150,616.59
23	613,571,691.51
24	593,874,982.31
25	573,575,290.96
26	553,638,349.72
27	532,836,607.01
28	515,589,425.57
29	477,211,044.30

Current Portfolio

Period	Principal Balance in EUR	Reduction in EUR
	349,481,921.98	
1	323,680,686.71	25,801,235.27
2	290,648,214.29	33,032,472.42
3	259,323,754.05	31,324,460.24
4	229,423,676.94	29,900,077.11
5	196,168,769.00	33,254,907.94
6	190,399,107.25	5,769,661.75
7	184,938,503.39	5,460,603.86
8	179,416,147.23	5,522,356.16
9	173,517,543.38	5,898,603.85
10	167,199,430.83	6,318,112.55
11	160,581,582.80	6,617,848.03
12	154,314,463.03	6,267,119.77
13	137,267,608.70	17,046,854.33
14	116,929,466.16	20,338,142.54
15	99,632,108.57	17,297,357.59
16	82,894,386.42	16,737,722.15
17	63,412,971.27	19,481,415.15
18	60,478,646.21	2,934,325.06
19	57,816,733.78	2,661,912.43
20	54,901,639.63	2,915,094.15
21	52,372,058.63	2,529,581.00
22	49,978,420.03	2,393,638.60
23	47,880,664.13	2,097,755.90
24	45,717,058.82	2,163,605.31
25	37,699,530.83	8,017,527.99
26	27,116,455.82	10,583,075.01
27	18,294,054.73	8,822,401.09
28	9,432,726.76	8,861,327.97
29	5,467.85	9,427,258.91

Compartment German Auto Loans 7
Monthly Investor Report



Rolls-Royce
 Motor Cars Limited

Reporting Date	Feb 11, 2020		
Payment Date	Feb 20, 2020		
Period No	28		
Monthly Period	Jan 31, 2020		
Interest Period	From	Jan 20, 2020	to Feb 20, 2020 = 31 days

27. Amortisation

Initial Portfolio

Period	Principal Balance (in EUR)
30	425,194,308.95
31	378,332,531.28
32	336,316,528.85
33	289,247,873.94
34	280,298,657.42
35	271,916,844.49
36	263,687,868.36
37	254,598,533.08
38	244,763,914.79
39	234,739,277.31
40	225,614,638.49
41	199,638,859.87
42	170,229,127.29
43	145,192,330.37
44	121,255,944.52
45	93,869,705.18
46	89,405,174.31
47	85,501,055.08
48	81,172,434.65
49	77,410,499.88
50	73,828,614.72
51	70,432,279.34
52	67,340,372.25
53	55,044,094.06
54	39,464,117.62
55	26,196,870.79
56	13,694,526.94
57	11,530.21
58	4,318.90
59	1,770.62

Current Portfolio

Period	Principal Balance in EUR	Reduction in EUR
30	791.98	4,675.87
31	346.67	445.31
32	0.00	346.67
33	0.00	0.00
34	0.00	0.00
35	0.00	0.00
36	0.00	0.00
37	0.00	0.00
38	0.00	0.00
39	0.00	0.00
40	0.00	0.00
41	0.00	0.00
42	0.00	0.00
43	0.00	0.00
44	0.00	0.00
45	0.00	0.00
46	0.00	0.00
47	0.00	0.00
48	0.00	0.00
49	0.00	0.00
50	0.00	0.00
51	0.00	0.00
52	0.00	0.00
53	0.00	0.00
54	0.00	0.00
55	0.00	0.00
56	0.00	0.00
57	0.00	0.00
58	0.00	0.00
59	0.00	0.00

Compartment German Auto Loans 7
Monthly Investor Report



Rolls-Royce
 Motor Cars Limited

Reporting Date	Feb 11, 2020			
Payment Date	Feb 20, 2020			
Period No	28			
Monthly Period	Jan 31, 2020			
Interest Period	From	Jan 20, 2020	to	Feb 20, 2020 = 31 days

27. Amortisation

Initial Portfolio

Period	Principal Balance (in EUR)
60	0.00

Current Portfolio

Period	Principal Balance in EUR	Reduction in EUR
60	0.00	0.00

Compartment German Auto Loans 7
Monthly Investor Report



Rolls-Royce
 Motor Cars Limited

Reporting Date	Feb 11, 2020			
Payment Date	Feb 20, 2020			
Period No	28			
Monthly Period	Jan 31, 2020			
Interest Period	From	Jan 20, 2020	to	Feb 20, 2020 = 31 days

28. Priority of Payments

Priority of Payments*

Available Distribution Amount	+	26,383,143.96
Taxes	-	6,537.89
Trustee Payment	-	0.00
Senior Expenses	-	13,072.92
Swap Net Payment	-	42,284.17
Class A Interest	-	0.00
Class B Interest	-	64,840.83
Cash Reserve	-	5,380,000.00
Principal Class A	-	20,876,408.15
Principal Class B	-	0.00
Swap Termination Event	-	0.00
Subordinated Loan Interest	-	0.00
Subordinated Loan Principal	-	0.00
Seller	-	0.00

*all Amounts in EUR

Compartment German Auto Loans 7
Monthly Investor Report



Rolls-Royce
 Motor Cars Limited

Reporting Date	Feb 11, 2020			
Payment Date	Feb 20, 2020			
Period No	28			
Monthly Period	Jan 31, 2020			
Interest Period	From	Jan 20, 2020	to	Feb 20, 2020 = 31 days

29. Transaction Costs

	Class A	Class B	Subordinated Loan	Total
Senior Expenses				13,072.92
Interest accrued for the Period (in EUR)	0.00	64,840.83	3,632.10	68,472.93
Interest payments for the Period (in EUR)	0.00	64,840.83	0.00	64,840.83
Cumulative Interest Payments (in EUR)	375,000.00	1,788,375.00	0.00	2,163,375.00
Unpaid Interest for the Period (in EUR)	0.00	0.00	3,632.10	3,632.10
Cumulative Unpaid Interest (in EUR)	0.00	0.00	110,133.85	110,133.85

Compartment German Auto Loans 7
Monthly Investor Report



Rolls-Royce
Motor Cars Limited

Reporting Date	Feb 11, 2020			
Payment Date	Feb 20, 2020			
Period No	28			
Monthly Period	Jan 31, 2020			
Interest Period	From	Jan 20, 2020	to	Feb 20, 2020 = 31 days

30. Ratings

			Fitch	S&P	Moody's	DBRS
Notes - current ratings						
	Class A		AAA	N/A	Aaa	N/A
	Class B		N/A	N/A	N/A	N/A

			Fitch	S&P	Moody's	DBRS	Trigger Breached
Transaction Parties - current ratings							
	BMW AG	long term	N/A	A+	A1	A high	no
		short term	N/A	A-1	P-1	N/A	no
Issuer Account Bank:	Bank of New York Mellon, Frankfurt Branch	long term	AA+	N/A	Aa1	N/A	no
		short term	F1+	N/A	P-1	N/A	no
Swap Provider:	Skandinaviska Enskilda Banken AB (publ)	long term	AA-	N/A	Aa2	N/A	no
		short term	F1+	N/A	P-1	N/A	no
Calculation Agent:	Bank of New York Mellon, London Branch	long term	AA+	N/A	Aa1	N/A	no
		short term	F1+	N/A	P-1	N/A	no
Trustee:	BNY Mellon Corporate Trustee Services Limited	long term	AA+	N/A	Aa1	N/A	no
		short term	F1+	N/A	P-1	N/A	no

			Fitch	S&P	Moody's	DBRS
Transaction Parties - required ratings						
	BMW AG	long term	N/A	N/A	A2	N/A
		short term	N/A	N/A	P-1	N/A
Issuer Account Bank:	Bank of New York Mellon, Frankfurt Branch	long term	A	N/A	A2	N/A
		short term	F1	N/A	P-1	N/A
Swap Provider:	Skandinaviska Enskilda Banken AB (publ)	long term	A	N/A	A2	N/A
		short term	F1	N/A	P-1	N/A

Compartment German Auto Loans 7
Monthly Investor Report



Rolls-Royce
 Motor Cars Limited

Reporting Date	Feb 11, 2020		
Payment Date	Feb 20, 2020		
Period No	28		
Monthly Period	Jan 31, 2020		
Interest Period	From	Jan 20, 2020	to Feb 20, 2020 = 31 days

31. Swap Counterparty Data

Swap Counterparty Data	
Swap counterparty provider	Skandinaviska Enskilda Banken AB (publ)
Swap termination event	No

Swap Data	
Swap type	Fixed floating interest rate swap
Notional amount (in EUR)	250,531,580.21
Fixed rate (in %)	-0.2790
Floating rate (Euribor in %)	-0.4660
Net swap payments (in EUR) (- from SPV / + to SPV)	-42,284.17