



Bavarian Sky S.A., Compartment German Auto Loans 7

Monthly Investor Report - August 2019

**BMW
GROUP**



Rolls-Royce
Motor Cars Limited

Compartment German Auto Loans 7

Monthly Investor Report

**BMW
GROUP**



Rolls-Royce
Motor Cars Limited

Reporting Date	Sept 11, 2019				
Payment Date	Sept 20, 2019				
Period No	23				
Monthly Period	Aug 31, 2019				
Interest Period	From	Aug 20, 2019	to	Sept 20, 2019	= 31 days

Index

1. Contact Information
2. Reporting Contact Details
3. Counterparty History
4. Overview Dates
5. Portfolio Information
6. Reserves
7. Performance Data
8. Defaulted Amount & Recovery Amount
9. Defaulted Amount & Recovery Amount - Loan Level Data
10. Outstanding Note Balance
11. Original Principal Balance
12. Aggregate Principal Balance
13. Aggregate Outstanding Principal Balance
14. Down Payments
15. Borrower Concentration
16. Geographical Distribution
17. Car Type & Customer Group
18. Delinquencies
19. Seasoning
20. Remaining Term
21. Original Term
22. Vehicle Class
23. Payment Type
24. Interest Rates
25. Credit Type
26. Contracts per Customer
27. Amortisation
28. Priority of Payments
29. Transaction Costs
30. Ratings
31. Swap Counterparty Data

Compartment German Auto Loans 7
Monthly Investor Report

BMW
GROUP



Rolls-Royce
Motor Cars Limited

Reporting Date	Sept 11, 2019
Payment Date	Sept 20, 2019
Period No	23
Monthly Period	Aug 31, 2019
Interest Period	From Aug 20, 2019 to Sept 20, 2019 = 31 days

1. Contact Information

Transaction Parties

Issuer: **Bavarian Sky S.A.**
Acting in respect of its Compartment German Auto Loans 7
2a, rue Nicolas Bové
L-1253 Luxembourg
Luxembourg
Attn.: Valérie Schleimer
valerie.schleimer@intertrustgroup.com
+352 26 4491

Corporate Administrator: **Intertrust (Luxembourg) S.à r.l.**
6, Rue Eugène Ruppert
L-2453 Luxembourg
Luxembourg
Attn.: Valérie Schleimer
valerie.schleimer@intertrustgroup.com
+352 26 44 91

Originator/Servicer: **BMW Bank GmbH**
Lilienthalallee 26
80939 Munich
Germany
Attn.: Antoun Zakhour
abs.bmwgroup@bmw.de
+49-89-382-61467
Attn.: Michael Dalchow
abs.bmwgroup@bmw.de
+49-89-382-53070

Compartment German Auto Loans 7
Monthly Investor Report

BMW
GROUP



Rolls-Royce
Motor Cars Limited

Reporting Date	Sept 11, 2019
Payment Date	Sept 20, 2019
Period No	23
Monthly Period	Aug 31, 2019
Interest Period	From Aug 20, 2019 to Sept 20, 2019 = 31 days

1. Contact Information

Transaction Parties

Calculation Agent/Paying Agent/

Bank of New York Mellon, London Branch

One Canada Square
E14 5AL London
United Kingdom
Attn.: Corporate Trust Administration
BNYM.structured.finance.team.8@bnymellon.com

Trustee:

BNY Mellon Corporate Trustee Services Limited

One Canada Square
E14 5AL London
United Kingdom
Attn.: Corporate Trust Administration
BNYM.structured.finance.team.8@bnymellon.com

Issuer Account Bank:

Bank of New York Mellon, Frankfurt Branch

Friedrich-Ebert-Anlage 49, Messeturm
60327 Frankfurt am Main
Germany
Attn.: Corporate Trust Administrator
BNYM.Structured.Finance.Team.8@bnymellon.com

Compartment German Auto Loans 7
Monthly Investor Report

BMW
GROUP



Rolls-Royce
Motor Cars Limited

Reporting Date	Sept 11, 2019
Payment Date	Sept 20, 2019
Period No	23
Monthly Period	Aug 31, 2019
Interest Period	From Aug 20, 2019 to Sept 20, 2019 = 31 days

1. Contact Information

Transaction Parties

Data Trustee:

Bank of New York Mellon, Frankfurt Branch
Friedrich-Ebert-Anlage 46, Messeturm
60327 Frankfurt am Main
Germany
Attn.: Corporate Trust Administration
BNYM.structured.finance.team.8@bnymellon.com

Swap Counterparty:

Skandinaviska Enskilda Banken AB (publ)
Kungsträdgårdsgatan 8
SE-106 40 Stockholm
Sweden
docunit@seb.se

Rating Agencies:

Fitch Ratings Ltd
30 North Colonnade, Canary Wharf
E14 5GN London
United Kingdom
ABSsurveillance@fitchratings.com

Moody's Investors Service Limited
One Canada Square, Canary Wharf
E14 5FH London
United Kingdom
monitor.abs@moodys.com

Compartment German Auto Loans 7
Monthly Investor Report

BMW
GROUP



Rolls-Royce
Motor Cars Limited

Reporting Date	Sept 11, 2019
Payment Date	Sept 20, 2019
Period No	23
Monthly Period	Aug 31, 2019
Interest Period	From Aug 20, 2019 to Sept 20, 2019 = 31 days

2. Reporting Contact Details

Contact for Servicer Report (Portfolio related information in Investor Report)

Contact for Investor Reporting:

BMW Bank GmbH

Lilienthalallee 26
80939 Munich
Germany
Attn.: Antoun Zakhour
abs.bmwgroup@bmw.de
+49-89-382-61467

Attn.: Michael Dalchow
abs.bmwgroup@bmw.de
+49-89-382-53070

Calculation Agent:

Bank of New York Mellon, London Branch

One Canada Square
E14 5AL London
United Kingdom
Attn. Corporate Trust Administration
BNYM.structured.finance.team.8@bnymellon.com

Compartment German Auto Loans 7
Monthly Investor Report

BMW
GROUP



Rolls-Royce
Motor Cars Limited

Reporting Date	Sept 11, 2019				
Payment Date	Sept 20, 2019				
Period No	23				
Monthly Period	Aug 31, 2019				
Interest Period	From	Aug 20, 2019	to	Sept 20, 2019	= 31 days

3. Counterparty History

Replacement Party to be added if applicable

Compartment German Auto Loans 7
Monthly Investor Report



Rolls-Royce
 Motor Cars Limited

Reporting Date	Sept 11, 2019			
Payment Date	Sept 20, 2019			
Period No	23			
Monthly Period	Aug 31, 2019			
Interest Period	From	Aug 20, 2019	to	Sept 20, 2019 = 31 days

4. Overview Dates

Initial Cut-Off Date:	30/09/2017		
Issue Date:	18/10/2017	Legal Maturity Date:	20/10/2024
Reporting Date	11/09/2019		
Investor Reporting Date	18/09/2019		
Interest Determination Date	16/08/2019		
Reporting Frequency:	monthly		
Monthly Period No. (since Issue Date):	23	(since Issue Date)	
Payment Date:	20/09/2019		
Next Payment Date	21/10/2019		
Monthly Period:	01/08/2019	until	31/08/2019

Compartment German Auto Loans 7
Monthly Investor Report



Rolls-Royce
Motor Cars Limited

Reporting Date	Sept 11, 2019		
Payment Date	Sept 20, 2019		
Period No	23		
Monthly Period	Aug 31, 2019		
Interest Period	From	Aug 20, 2019	to Sept 20, 2019 = 31 days

5. Portfolio Information

	current period	prior period
Outstanding receivables in EUR	Aggregate outstanding principal balance	Aggregate outstanding principal balance
Beginning of period in EUR	478,301,368.76	503,656,137.84
Scheduled principal payments in EUR	14,142,620.97	16,136,188.09
Prepayment* principal in EUR	7,489,476.67	8,362,699.47
Prepayments* number of contracts	518	591
Repurchases* principal in EUR	698,828.84	694,524.20
Repurchases* number of contracts	50	50
Total principal collections in EUR	22,330,926.48	25,193,411.76
Total interest collections in EUR	1,214,705.23	1,275,441.95
Defaulted Amounts in EUR	527,047.82	312,975.80
Recoveries in EUR	269,347.16	151,618.48
Late Recoveries in EUR	33,051.71	29,046.45
End of Period in EUR	455,712,741.62	478,301,368.76
Current prepayment rate (annualised) in %	17.73	18.75

* Prepayments are defined as all contracts that are early settled by the borrower and repurchases are defined as all contracts that are repurchased due to modification of contract.

Compartment German Auto Loans 7
Monthly Investor Report



Rolls-Royce
Motor Cars Limited

Reporting Date	Sept 11, 2019				
Payment Date	Sept 20, 2019				
Period No	23				
Monthly Period	Aug 31, 2019				
Interest Period	From	Aug 20, 2019	to	Sept 20, 2019	= 31 days

6. Reserves

Aggregate outstanding notes balance

Initial outstanding notes balance in EUR 1,075,300,000.00

Cash Reserve	in EUR
Outstanding cash reserve beginning of period	5,380,000.00
Interest on cash reserve - previous period	0.00
Required cash reserve	5,380,000.00
Outstanding cash reserve end of period	5,380,000.00

Triggers*								
Reserves	Current ratio	Trigger	Required Rating BMW AG				Trigger Breach	
			Fitch	S&P	Moody's	DBRS		
Commingling Reserve			Long Term	A	N/A	A2	N/A	no
			Short Term	F1	N/A	P-1	N/A	no

* Breach of one of these triggers in conjunction with any other event as set out in the Servicing Agreement and / or the Receivables Purchase Agreement will oblige BMW Bank GmbH to post additional cash collateral. The Reserves will be adjusted on a monthly basis and shall be deposited in the Issuer Account and exclusively reserved to cover risks.

Commingling Reserve	in EUR
Outstanding Commingling Reserve end of period	0.00

Set-Off Risk (current ratio): 0,01%

Compartment German Auto Loans 7
Monthly Investor Report



Rolls-Royce
 Motor Cars Limited

Reporting Date	Sept 11, 2019		
Payment Date	Sept 20, 2019		
Period No	23		
Monthly Period	Aug 31, 2019		
Interest Period	From	Aug 20, 2019	to Sept 20, 2019 = 31 days

7. Performance Data

Aggregate outstanding notes balance

Beginning of period (in EUR)	438,746,038.89
End of period (in EUR)	415,282,165.07

Ratios

31- 60 days past due	(in EUR)	(in %)
31- 60 days past due period before previous period	982,128.55	0.19
31- 60 days past due previous period	1,128,646.94	0.24
31- 60 days past due current period	1,235,365.63	0.27

61- 90 days past due	(in EUR)	(in %)
61- 90 days past due period before previous period	473,034.62	0.09
61- 90 days past due previous period	392,491.13	0.08
61- 90 days past due current period	393,668.94	0.09

Cumulative net loss ratio	Current ratio
Cumulative net loss ratio (in %)	0.26

Compartment German Auto Loans 7
Monthly Investor Report



Rolls-Royce
 Motor Cars Limited

Reporting Date	Sept 11, 2019			
Payment Date	Sept 20, 2019			
Period No	23			
Monthly Period	Aug 31, 2019			
Interest Period	From	Aug 20, 2019	to	Sept 20, 2019 = 31 days

7. Performance Data

Performance data	
Number of contracts being 31 - 60 days delinquent	56
Number of contracts being 61 - 90 days delinquent	24
Balance of contracts being 31 - 60 days delinquent (in EUR)	1,235,365.63
Balance of contracts being 61 - 90 days delinquent (in EUR)	393,668.94
Defaulted amounts (in EUR)	527.048
Cumulative defaulted amounts (in EUR)	5.899.662
Recoveries (in EUR)	269,347.16
Cumulative recoveries (in EUR)	3,106,908.34

Compartment German Auto Loans 7
Monthly Investor Report



Rolls-Royce
Motor Cars Limited

Reporting Date	Sept 11, 2019			
Payment Date	Sept 20, 2019			
Period No	23			
Monthly Period	Aug 31, 2019			
Interest Period	From	Aug 20, 2019	to	Sept 20, 2019 = 31 days

8. Defaulted Amount & Recovery Amount

(as at end of Monthly Period)

Collection Period	No. of Defaulted Agreements in Collection Period	Defaulted Amount in Collection Period (in EUR)	Cumulative Defaulted Amount since Initial Cut-Off Date (in EUR)	Cumulative Amount of Purchased Receivables (in EUR)	Cumulative Default Ratio (in %)	Recovery Amount in Collection Period (in EUR)	Cumulative Recoveries since Initial Cut-Off Date (in EUR)	Cumulative Net Losses (in EUR)	Cumulative Net Loss Ratio (in %)
Sept - 17	0	n/a	n/a	1,075,299,885.00	n/a	n/a	n/a	n/a	n/a
Oct - 17	12	62.01	62.01	1,075,299,885.00	0.00	0.00	0.00	62.00	0.00
Nov - 17	18	79.32	141.33	1,075,299,885.00	0.00	0.00	0.00	141.00	0.00
Dec - 17	17	65.10	206.43	1,075,299,885.00	0.00	0.00	0.00	206.00	0.00
Jan - 18	20	87,506.96	87,713.39	1,075,299,885.00	0.01	51,683.18	51,683.18	36,030.00	0.00
Feb - 18	18	84,172.99	171,886.38	1,075,299,885.00	0.02	61,520.07	113,203.25	58,683.00	0.01
Mar - 18	14	129,057.18	300,943.56	1,075,299,885.00	0.03	61,859.37	175,062.62	125,881.00	0.01
Apr - 18	22	83,113.92	384,057.48	1,075,299,885.00	0.04	41,694.28	216,756.90	167,301.00	0.02
May - 18	24	267,416.46	651,473.94	1,075,299,885.00	0.06	114,363.34	331,120.24	320,354.00	0.03
June - 18	25	327,360.95	978,834.89	1,075,299,885.00	0.09	162,353.97	493,474.21	485,361.00	0.05
July - 18	20	245,137.39	1,223,972.28	1,075,299,885.00	0.11	136,969.99	630,444.20	593,528.00	0.06
Aug - 18	34	471,551.50	1,695,523.78	1,075,299,885.00	0.16	269,691.87	900,136.07	795,388.00	0.07
Sept - 18	24	368,588.76	2,064,112.54	1,075,299,885.00	0.19	222,746.68	1,122,882.75	941,230.00	0.09
Oct - 18	37	416,112.35	2,480,224.89	1,075,299,885.00	0.23	240,505.93	1,363,388.68	1,116,836.00	0.10
Nov - 18	31	236,693.50	2,716,918.39	1,075,299,885.00	0.25	113,001.36	1,476,390.04	1,240,528.00	0.12
Dec - 18	20	317,952.16	3,034,870.55	1,075,299,885.00	0.28	109,040.43	1,585,430.47	1,449,440.00	0.13
Jan - 19	37	253,107.72	3,287,978.27	1,075,299,885.00	0.31	132,610.79	1,718,041.26	1,569,937.00	0.15
Feb - 19	28	207,238.41	3,495,216.68	1,075,299,885.00	0.33	94,566.91	1,812,608.17	1,682,609.00	0.16
Mar - 19	39	473,376.34	3,968,593.02	1,075,299,885.00	0.37	283,971.38	2,096,579.55	1,872,013.00	0.17
Apr - 19	35	338,051.22	4,306,644.24	1,075,299,885.00	0.40	164,327.47	2,260,907.02	2,045,737.00	0.19
May - 19	49	439,713.54	4,746,357.78	1,075,299,885.00	0.44	238,073.17	2,498,980.19	2,247,378.00	0.21
June - 19	19	313,280.11	5,059,637.89	1,075,299,885.00	0.47	186,962.51	2,685,942.70	2,373,695.00	0.22
July - 19	34	312,975.80	5,372,613.69	1,075,299,885.00	0.50	151,618.48	2,837,561.18	2,535,053.00	0.24
Aug - 19	39	527,047.82	5,899,661.51	1,075,299,885.00	0.55	269,347.16	3,106,908.34	2,792,753.00	0.26

Compartment German Auto Loans 7
Monthly Investor Report



Rolls-Royce
Motor Cars Limited

Reporting Date	Sept 11, 2019		
Payment Date	Sept 20, 2019		
Period No	23		
Monthly Period	Aug 31, 2019		
Interest Period	From	Aug 20, 2019	to Sept 20, 2019 = 31 days

9. Defaulted Amount & Recovery Amount - Loan Level Data*

	Month / Year of Default	Month / Year of Loan Origination	Principal Balance (Initial in EUR)	Principal Balance of Loan at Default (in EUR)	Recovery Total (in EUR)	Principal Balance End of Period (in EUR)	Object Type (new / used)	Vehicle Series	Customer Type (private / commercial)	Out of Deal (Month / Year)
1	Jan - 18	Sept - 14	16,351.13	16,351.13	12,044.87	4,306.26	Used	5 Series	Commercial	
2	Jan - 18	Feb - 16	15,652.00	15,652.00	8,583.73	7,068.27	Used	X1 Series	Commercial	
3	Jan - 18	May - 17	38,255.90	37,796.02	37,796.02	0.00	Used	5 Series	Commercial	
4	Feb - 18	July - 16	26,755.60	26,145.58	18,020.29	8,125.29	Used	5 Series	Commercial	
5	Feb - 18	Feb - 17	9,447.90	9,295.57	8,097.14	1,198.43	Used	Other BMW Group	Private	
6	Feb - 18	Aug - 16	12,385.40	361.40	-12.84	374.24	Used	MINI	Commercial	
7	Mar - 18	June - 17	7,754.36	7,672.08	7,672.08	0.00	New	3 Series	Commercial	
8	Mar - 18	Feb - 17	27,414.41	12,056.53	888.06	11,168.47	Used	5 Series	Commercial	
9	Mar - 18	June - 17	61,865.07	61,865.07	16,004.71	45,860.36	New	7 Series	Commercial	
10	Apr - 18	May - 17	33,020.68	16,725.26	1,501.13	15,224.13	Used	5 Series	Commercial	
11	May - 18	Jan - 16	21,138.17	20,707.29	12,795.45	7,911.84	New	2 Series	Commercial	
12	May - 18	Mar - 17	25,856.04	12,152.61	0.00	12,152.61	Used	X5 Series	Commercial	
13	May - 18	Mar - 17	66,717.12	66,557.12	51,279.48	15,277.64	New	X6 Series	Commercial	
14	May - 18	Apr - 16	20,929.31	20,385.90	12,193.09	8,192.81	New	2 Series	Commercial	
15	May - 18	June - 17	18,307.55	17,407.53	13,418.87	3,988.66	Used	7 Series	Commercial	
16	May - 18	Feb - 17	10,502.59	9,919.52	7,329.08	2,590.44	Used	MINI	Private	
17	May - 18	May - 17	51,041.47	19,980.05	-59.93	20,039.98	Used	X6 Series	Commercial	
18	May - 18	June - 17	37,045.24	34,446.44	19,156.74	15,289.70	Used	7 Series	Commercial	
19	May - 18	Sept - 15	18,305.20	16,940.56	11,761.26	5,179.30	New	1 Series	Private	
20	May - 18	Feb - 17	23,033.85	20,900.66	16,415.17	4,485.49	New	3 Series	Commercial	
21	June - 18	June - 16	24,340.07	23,322.85	16,856.57	6,466.28	Used	X5 Series	Commercial	
22	June - 18	Dec - 15	28,372.42	25,452.38	0.00	25,452.38	Used	X3 Series	Commercial	
23	June - 18	Dec - 16	26,532.31	25,907.47	12,598.12	13,309.35	Used	1 Series	Commercial	
24	June - 18	June - 17	23,633.84	22,611.14	12,624.08	9,987.06	Used	X3 Series	Private	
25	June - 18	May - 17	35,563.19	34,218.47	34,218.47	0.00	Used	4 Series	Commercial	
26	June - 18	May - 16	35,814.39	33,496.35	19,435.00	14,061.35	New	2 Series	Private	
27	June - 18	Nov - 14	23,535.49	23,085.05	2,993.07	20,091.98	Used	5 Series	Commercial	
28	July - 18	Mar - 17	19,927.47	19,346.42	19,346.42	0.00	New	3 Series	Commercial	
29	July - 18	Mar - 17	34,988.88	34,586.11	18,403.94	16,182.17	Used	5 Series	Commercial	
30	July - 18	Jan - 17	28,522.72	28,007.56	0.00	28,007.56	Used	X5 Series	Commercial	
31	July - 18	June - 14	13,592.72	12,259.74	5,990.07	6,269.67	Used	1 Series	Commercial	
32	July - 18	July - 16	28,419.61	28,114.57	0.00	28,114.57	New	MINI	Commercial	
33	July - 18	May - 16	34,023.99	30,600.34	13,450.45	17,149.89	Used	7 Series	Commercial	
34	Aug - 18	Aug - 15	24,999.79	23,017.72	17,680.97	5,336.75	New	2 Series	Private	
35	Aug - 18	Apr - 15	962.41	726.59	242.44	484.15	Used	Non BMW Group (incl. Motorcycles)	Private	
36	Aug - 18	Apr - 17	16,845.57	16,217.29	0.00	16,217.29	Used	X5 Series	Commercial	

Compartment German Auto Loans 7
Monthly Investor Report



Rolls-Royce
Motor Cars Limited

Reporting Date	Sept 11, 2019		
Payment Date	Sept 20, 2019		
Period No	23		
Monthly Period	Aug 31, 2019		
Interest Period	From	Aug 20, 2019	to Sept 20, 2019 = 31 days

9. Defaulted Amount & Recovery Amount - Loan Level Data*

	Month / Year of Default	Month / Year of Loan Origination	Principal Balance (Initial in EUR)	Principal Balance of Loan at Default (in EUR)	Recovery Total (in EUR)	Principal Balance End of Period (in EUR)	Object Type (new / used)	Vehicle Series	Customer Type (private / commercial)	Out of Deal (Month / Year)
37	Aug - 18	Nov - 16	36,644.59	33,513.92	19,222.23	14,291.69	Used	5 Series	Commercial	
38	Aug - 18	Mar - 17	10,482.03	9,302.52	5,869.68	3,432.84	Used	1 Series	Commercial	
39	Aug - 18	May - 17	25,352.83	19,045.67	19,045.67	0.00	Used	5 Series	Commercial	
40	Aug - 18	July - 16	73,943.14	70,559.52	44,635.44	25,924.08	New	7 Series	Commercial	
41	Aug - 18	Sept - 13	17,269.90	15,987.38	9,760.00	6,227.38	Used	3 Series	Private	
42	Aug - 18	Dec - 16	52,254.96	49,582.81	35,265.10	14,317.71	New	Non BMW Group (incl. Motorcycles)	Commercial	
43	Aug - 18	Mar - 17	14,042.31	13,825.55	0.00	13,825.55	Used	Non BMW Group (incl. Motorcycles)	Commercial	
44	Aug - 18	Oct - 16	50,943.75	48,088.32	27,713.71	20,374.61	New	X4 Series	Commercial	
45	Aug - 18	May - 16	36,849.12	33,470.06	27,691.12	5,778.94	New	3 Series	Commercial	
46	Aug - 18	Jan - 15	1,348.70	238.79	238.79	0.00	Used	MINI	Private	
47	Aug - 18	June - 12	22,127.86	20,890.96	4,438.92	16,452.04	Used	X5 Series	Commercial	
48	Aug - 18	June - 17	15,492.00	15,149.88	7,128.45	8,021.43	Used	3 Series	Commercial	
49	Aug - 18	Feb - 17	22,045.68	19,961.05	13,020.83	6,940.22	Used	3 Series	Private	
50	Sept - 18	Feb - 16	23,789.44	21,268.29	12,380.90	8,887.39	Used	3 Series	Commercial	
51	Sept - 18	Apr - 17	30,861.96	30,074.79	29,171.31	903.48	Used	4 Series	Private	
52	Sept - 18	Nov - 14	10,964.80	1,876.72	-114.56	1,991.28	New	3 Series	Commercial	
53	Sept - 18	Jan - 17	17,266.21	15,587.24	8,331.95	7,255.29	Used	3 Series	Commercial	
54	Sept - 18	Dec - 16	27,134.97	25,521.34	11,103.59	14,417.75	Used	X3 Series	Commercial	
55	Sept - 18	Apr - 17	40,651.37	37,478.29	28,030.52	9,447.77	New	Non BMW Group (incl. Motorcycles)	Commercial	
56	Sept - 18	May - 15	12,381.23	1,639.44	-1,581.39	3,220.83	Used	5 Series	Commercial	
57	Sept - 18	Mar - 17	35,948.64	33,707.15	19,804.65	13,902.50	New	X1 Series	Commercial	
58	Sept - 18	July - 16	17,900.94	16,271.01	0.00	16,271.01	Used	X5 Series	Commercial	
59	Sept - 18	Mar - 17	39,928.94	38,639.19	0.00	38,639.19	Used	7 Series	Commercial	
60	Oct - 18	Jan - 17	13,430.72	12,385.79	5,873.82	6,511.97	Used	Non BMW Group (incl. Motorcycles)	Commercial	
61	Oct - 18	Feb - 17	20,573.50	18,460.91	11,167.07	7,293.84	Used	MINI	Private	
62	Oct - 18	Feb - 17	27,603.66	8,701.87	-78.77	8,780.64	New	X1 Series	Commercial	
63	Oct - 18	Mar - 16	6,183.18	2,086.32	2,086.32	0.00	Used	Non BMW Group (incl. Motorcycles)	Private	
64	Oct - 18	Mar - 17	39,194.73	38,167.88	27,782.27	10,385.61	New	4 Series	Commercial	
65	Oct - 18	Oct - 16	29,281.64	24,521.37	20,607.27	3,914.10	Used	7 Series	Commercial	
66	Oct - 18	Mar - 15	13,169.45	13,169.45	7,476.33	5,693.12	New	1 Series	Private	
67	Oct - 18	Apr - 17	43,365.26	39,880.05	28,337.26	11,542.79	New	Non BMW Group (incl. Motorcycles)	Commercial	
68	Oct - 18	Nov - 13	27,226.06	10,913.85	-111.68	11,025.53	Used	5 Series	Commercial	
69	Oct - 18	Apr - 17	34,672.56	33,209.52	18,084.32	15,125.20	New	2 Series	Commercial	
70	Nov - 18	June - 17	28,132.42	19,411.55	0.00	19,411.55	New	4 Series	Commercial	
71	Nov - 18	Apr - 15	3,286.87	410.55	410.55	0.00	Used	Non BMW Group (incl. Motorcycles)	Commercial	
72	Nov - 18	Apr - 15	11,277.93	8,532.81	3,074.40	5,458.41	New	MINI	Private	

Compartment German Auto Loans 7

Monthly Investor Report



Rolls-Royce
Motor Cars Limited

Reporting Date	Sept 11, 2019		
Payment Date	Sept 20, 2019		
Period No	23		
Monthly Period	Aug 31, 2019		
Interest Period	From	Aug 20, 2019	to Sept 20, 2019 = 31 days

9. Defaulted Amount & Recovery Amount - Loan Level Data*

	Month / Year of Default	Month / Year of Loan Origination	Principal Balance (Initial in EUR)	Principal Balance of Loan at Default (in EUR)	Recovery Total (in EUR)	Principal Balance End of Period (in EUR)	Object Type (new / used)	Vehicle Series	Customer Type (private / commercial)	Out of Deal (Month / Year)
73	Nov - 18	June - 17	28,721.22	25,245.75	14,454.02	10,791.73	Used	X5 Series	Private	
74	Nov - 18	May - 17	14,983.47	14,829.76	11,613.48	3,263.01	New	Other BMW Group	Private	
75	Nov - 18	Feb - 17	19,903.16	19,342.05	0.00	19,342.05	Used	X3 Series	Private	
76	Dec - 18	June - 17	20,764.48	18,819.41	15,362.53	3,456.88	Used	5 Series	Private	
77	Dec - 18	May - 17	29,178.48	21,981.81	21,981.81	0.00	Used	7 Series	Commercial	
78	Dec - 18	May - 14	2,499.54	1,554.37	878.04	676.33	Used	Non BMW Group (incl. Motorcycles)	Private	
79	Dec - 18	Oct - 16	49,043.72	45,194.50	33,962.02	11,232.48	New	2 Series	Commercial	
80	Dec - 18	Sept - 13	10,133.43	8,795.55	2,960.21	5,835.34	Used	MINI	Commercial	
81	Dec - 18	July - 15	25,141.85	21,795.24	14,800.09	6,995.15	New	2 Series	Private	
82	Dec - 18	Sept - 16	46,956.82	44,743.91	0.00	44,899.64	New	4 Series	Commercial	
83	Dec - 18	June - 17	76,861.51	68,784.19	27,367.16	41,417.03	New	5 Series	Commercial	
84	Dec - 18	Apr - 15	12,721.07	11,603.67	0.00	11,603.67	Used	1 Series	Private	
85	Dec - 18	May - 14	27,334.10	24,644.53	0.00	24,644.53	Used	X6 Series	Private	
86	Jan - 19	May - 17	19,787.47	18,397.85	0.00	18,397.85	Used	1 Series	Private	
87	Jan - 19	Oct - 15	10,421.90	8,647.75	8,010.60	637.15	Used	1 Series	Commercial	
88	Jan - 19	Feb - 17	12,958.05	9,890.86	5,666.94	4,223.92	Used	Non BMW Group (incl. Motorcycles)	Commercial	
89	Jan - 19	Feb - 17	31,982.53	29,736.84	0.00	29,736.84	Used	7 Series	Commercial	
90	Jan - 19	Nov - 16	23,753.51	11,899.67	196.21	11,703.46	New	2 Series	Private	
91	Jan - 19	Jan - 15	17,225.98	14,746.15	14,746.15	0.00	Used	MINI	Private	
92	Jan - 19	Jan - 17	10,254.95	6,028.79	6,028.79	0.00	Used	1 Series	Private	
93	Jan - 19	Apr - 17	17,964.30	14,568.40	9,768.94	4,799.46	Used	X1 Series	Private	
94	Jan - 19	Mar - 17	22,839.49	21,087.77	13,047.80	8,039.97	New	MINI	Commercial	
95	Jan - 19	Dec - 15	7,603.49	6,888.56	2,986.51	3,902.05	New	Non BMW Group (incl. Motorcycles)	Commercial	
96	Jan - 19	Nov - 16	13,749.59	12,764.39	0.00	12,794.13	New	MINI	Private	
97	Feb - 19	May - 17	39,995.67	34,454.72	16,848.08	17,606.64	Used	5 Series	Commercial	
98	Feb - 19	July - 15	20,460.64	18,575.16	7,252.55	11,322.61	Used	1 Series	Private	
99	Feb - 19	Mar - 17	15,275.58	6,892.99	0.00	6,892.99	Used	MINI	Commercial	
100	Feb - 19	May - 17	2,691.94	1,695.13	1,400.00	295.13	Used	3 Series	Commercial	
101	Feb - 19	July - 15	2,676.73	778.17	778.17	0.00	Used	MINI	Private	
102	Feb - 19	Nov - 16	28,774.12	25,291.52	14,925.34	10,366.18	New	3 Series	Commercial	
103	Feb - 19	Sept - 16	20,979.10	19,508.87	13,831.03	5,677.84	New	3 Series	Commercial	
104	Feb - 19	July - 15	26,544.50	23,255.73	5,982.09	17,273.64	New	2 Series	Private	
105	Mar - 19	Aug - 15	13,139.33	1,968.15	1,968.15	0.00	Used	1 Series	Private	
106	Mar - 19	May - 17	47,695.94	41,509.08	23,024.60	18,484.48	New	X1 Series	Commercial	
107	Mar - 19	Feb - 17	8,780.57	7,596.87	0.00	7,596.87	Used	MINI	Commercial	
108	Mar - 19	Feb - 16	19,464.00	3,702.92	-224.96	3,927.88	Used	5 Series	Commercial	

Compartment German Auto Loans 7

Monthly Investor Report



Rolls-Royce
Motor Cars Limited

Reporting Date	Sept 11, 2019		
Payment Date	Sept 20, 2019		
Period No	23		
Monthly Period	Aug 31, 2019		
Interest Period	From	Aug 20, 2019	to Sept 20, 2019 = 31 days

9. Defaulted Amount & Recovery Amount - Loan Level Data*

	Month / Year of Default	Month / Year of Loan Origination	Principal Balance (Initial in EUR)	Principal Balance of Loan at Default (in EUR)	Recovery Total (in EUR)	Principal Balance End of Period (in EUR)	Object Type (new / used)	Vehicle Series	Customer Type (private / commercial)	Out of Deal (Month / Year)
109	Mar - 19	June - 17	40,967.63	36,937.11	10,287.35	26,649.76	New	2 Series	Private	
110	Mar - 19	Apr - 14	23,700.61	17,307.23	11,211.72	6,095.51	Used	7 Series	Commercial	
111	Mar - 19	Apr - 17	32,869.57	27,691.71	15,825.44	11,866.27	Used	3 Series	Commercial	
112	Mar - 19	June - 17	21,633.42	19,505.74	7,900.00	11,605.74	Used	5 Series	Private	
113	Mar - 19	June - 17	27,451.10	22,903.83	15,023.39	7,880.44	Used	5 Series	Commercial	
114	Apr - 19	May - 17	26,858.21	22,979.72	13,946.64	9,060.48	Used	5 Series	Commercial	
115	Apr - 19	Sept - 15	54,212.19	4,900.88	2,515.34	2,385.54	New	X6 Series	Commercial	
116	Apr - 19	Sept - 16	14,320.79	13,398.30	0.00	13,398.30	Used	Non BMW Group (incl. Motorcycles)	Commercial	
117	Apr - 19	Sept - 16	37,005.06	31,095.19	0.00	31,095.19	New	5 Series	Commercial	
118	Apr - 19	Mar - 17	19,345.54	16,354.78	10,326.70	6,028.08	Used	5 Series	Commercial	
119	Apr - 19	June - 17	68,976.15	61,070.90	47,035.21	14,035.69	New	3 Series	Commercial	
120	Apr - 19	June - 17	36,061.97	33,276.79	23,170.40	10,106.39	Used	X5 Series	Commercial	
121	Apr - 19	Dec - 16	16,462.21	14,010.80	11,532.88	2,477.92	Used	Non BMW Group (incl. Motorcycles)	Commercial	
122	May - 19	Oct - 13	16,570.07	12,821.23	0.00	12,821.23	Used	Non BMW Group (incl. Motorcycles)	Commercial	
123	May - 19	Oct - 15	19,932.95	15,989.37	15,989.37	0.00	New	1 Series	Private	
124	May - 19	Mar - 17	24,173.67	8,760.60	82.49	8,678.11	New	2 Series	Commercial	
125	May - 19	Oct - 15	11,071.17	8,077.62	3,285.15	4,792.47	Used	1 Series	Commercial	
126	May - 19	Mar - 17	20,688.97	16,111.75	11,644.89	4,466.86	Used	MINI	Private	
127	May - 19	Mar - 16	21,700.02	14,128.09	0.00	14,128.09	New	5 Series	Commercial	
128	May - 19	Feb - 17	33,768.80	23,575.42	0.00	23,575.42	New	2 Series	Commercial	
129	May - 19	Apr - 17	31,668.69	27,883.20	8,439.87	19,443.33	Used	5 Series	Commercial	
130	May - 19	June - 17	16,619.74	12,517.87	11,701.74	816.13	Used	3 Series	Private	
131	May - 19	June - 17	9,853.65	6,158.95	6,158.95	0.00	Used	3 Series	Private	
132	May - 19	May - 17	15,029.13	6,742.60	0.00	6,742.60	Used	1 Series	Commercial	
133	May - 19	Mar - 17	55,475.90	52,614.69	33,696.87	18,917.82	New	X6 Series	Commercial	
134	June - 19	Apr - 17	52,954.53	48,447.28	0.00	48,447.28	New	X4 Series	Commercial	
135	June - 19	Jan - 17	77,289.71	66,841.86	45,803.92	21,037.94	New	X5 Series	Commercial	
136	June - 19	June - 16	25,251.94	21,273.11	15,479.22	5,793.89	Used	3 Series	Private	
137	June - 19	Oct - 13	3,955.64	1,414.56	608.14	806.42	Used	MINI	Private	
138	June - 19	Apr - 17	8,579.06	5,095.03	3,600.23	1,494.80	Used	Non BMW Group (incl. Motorcycles)	Commercial	
139	June - 19	Feb - 17	31,133.81	25,498.25	16,705.61	8,792.64	New	MINI	Commercial	
140	June - 19	June - 17	25,662.42	22,235.92	22,235.92	0.00	New	2 Series	Commercial	
141	June - 19	Oct - 16	15,933.43	13,907.35	0.00	13,907.35	Used	3 Series	Private	
142	July - 19	Apr - 16	60,298.95	43,515.79	32,031.53	11,484.26	New	4 Series	Private	
143	July - 19	July - 14	8,378.37	6,331.77	1,554.56	4,777.21	Used	7 Series	Commercial	
144	July - 19	June - 16	14,653.36	12,141.24	5,526.22	6,615.02	Used	1 Series	Private	

Compartment German Auto Loans 7
Monthly Investor Report



Rolls-Royce
Motor Cars Limited

Reporting Date	Sept 11, 2019		
Payment Date	Sept 20, 2019		
Period No	23		
Monthly Period	Aug 31, 2019		
Interest Period	From	Aug 20, 2019	to Sept 20, 2019 = 31 days

9. Defaulted Amount & Recovery Amount - Loan Level Data*

	Month / Year of Default	Month / Year of Loan Origination	Principal Balance (Initial in EUR)	Principal Balance of Loan at Default (in EUR)	Recovery Total (in EUR)	Principal Balance End of Period (in EUR)	Object Type (new / used)	Vehicle Series	Customer Type (private / commercial)	Out of Deal (Month / Year)
145	July - 19	Oct - 16	9,054.98	6,345.12	4,626.22	1,718.90	Used	MINI	Private	
146	July - 19	May - 17	15,668.38	10,976.52	0.00	10,976.52	Used	3 Series	Commercial	
147	July - 19	Dec - 15	38,192.26	31,084.99	0.00	31,084.99	New	X4 Series	Private	
148	July - 19	Nov - 15	30,441.68	24,735.97	0.00	24,735.97	Used	5 Series	Private	
149	July - 19	Apr - 17	10,749.57	9,326.27	2,776.53	6,549.74	Used	1 Series	Commercial	
150	July - 19	Feb - 17	41,522.40	32,176.69	25,581.47	6,595.22	New	5 Series	Commercial	
151	July - 19	Nov - 15	18,902.57	7,889.00	2,505.18	5,383.82	New	X5 Series	Private	
152	July - 19	Mar - 17	56,362.66	47,757.31	38,471.24	9,286.07	New	X5 Series	Private	
153	July - 19	Apr - 17	28,058.62	22,666.80	8,914.47	13,752.33	Used	5 Series	Commercial	
154	July - 19	Nov - 15	31,687.90	9,070.52	5,060.04	4,010.48	New	MINI	Private	
155	Aug - 19	May - 17	25,777.71	20,420.26	0.00	20,420.26	Used	1 Series	Private	
156	Aug - 19	Jan - 14	7,210.03	438.74	237.80	200.94	Used	MINI	Private	
157	Aug - 19	Dec - 15	8,009.96	5,376.01	0.00	5,376.01	Used	X5 Series	Commercial	
158	Aug - 19	May - 16	49,362.66	43,828.34	36,438.32	7,390.02	New	X4 Series	Commercial	
159	Aug - 19	Jan - 15	16,224.91	2,281.08	362.94	1,918.14	Used	3 Series	Private	
160	Aug - 19	Feb - 17	20,893.79	16,824.98	11,211.72	5,613.26	Used	X3 Series	Commercial	
161	Aug - 19	June - 16	48,849.03	40,745.65	15,475.32	25,270.33	Used	Non BMW Group (incl. Motorcycles)	Commercial	
162	Aug - 19	June - 16	17,485.31	14,910.11	9,058.29	5,851.82	New	1 Series	Private	
163	Aug - 19	Feb - 17	46,293.56	37,985.08	25,251.22	12,733.86	New	X3 Series	Private	
164	Aug - 19	Apr - 17	41,122.49	33,168.62	22,151.22	11,017.40	New	4 Series	Private	
165	Aug - 19	June - 17	29,758.13	25,275.16	11,741.34	13,533.82	New	3 Series	Commercial	
166	Aug - 19	Jan - 15	19,839.76	15,914.45	0.00	15,914.45	Used	X1 Series	Private	
167	Aug - 19	June - 16	22,776.21	18,190.04	7,186.84	11,003.20	New	1 Series	Private	
168	Aug - 19	June - 17	13,526.59	11,460.66	0.00	11,460.66	Used	3 Series	Private	
169	Aug - 19	June - 17	30,021.95	26,131.77	20,287.55	5,844.22	New	2 Series	Commercial	
170	Aug - 19	June - 17	31,921.68	26,089.48	0.00	26,089.48	Used	3 Series	Private	
171	Aug - 19	Jan - 16	11,783.36	10,348.91	6,806.11	3,542.80	Used	MINI	Commercial	
172	Aug - 19	Dec - 16	27,734.74	24,027.80	12,472.23	11,555.57	New	2 Series	Commercial	
173	Aug - 19	May - 15	23,898.62	18,664.42	10,791.56	7,872.86	Used	X5 Series	Commercial	
174	Aug - 19	July - 16	45,985.30	36,923.54	21,547.86	15,375.68	New	X4 Series	Private	
175	Aug - 19	Feb - 17	29,295.17	22,980.45	12,659.64	10,320.81	Used	X3 Series	Private	
176	Aug - 19	Mar - 16	12,881.81	10,217.19	5,429.52	4,787.67	Used	1 Series	Private	
177	Aug - 19	Nov - 16	6,454.79	5,072.88	5,072.88	0.00	Used	MINI	Private	
178	Jan - 18	June - 17	4,814.49	4,678.96	4,071.21	607.75	Used	3 Series	Private	Apr - 18
179	Feb - 18	Jan - 17	13,015.36	13,015.36	10,496.32	2,519.04	Used	3 Series	Commercial	May - 18
180	Feb - 18	Apr - 16	18,392.34	18,392.34	15,624.13	2,768.21	New	1 Series	Private	May - 18

Compartment German Auto Loans 7
Monthly Investor Report



Rolls-Royce
Motor Cars Limited

Reporting Date	Sept 11, 2019		
Payment Date	Sept 20, 2019		
Period No	23		
Monthly Period	Aug 31, 2019		
Interest Period	From	Aug 20, 2019	to Sept 20, 2019 = 31 days

9. Defaulted Amount & Recovery Amount - Loan Level Data*

	Month / Year of Default	Month / Year of Loan Origination	Principal Balance (Initial in EUR)	Principal Balance of Loan at Default (in EUR)	Recovery Total (in EUR)	Principal Balance End of Period (in EUR)	Object Type (new / used)	Vehicle Series	Customer Type (private / commercial)	Out of Deal (Month / Year)
181	Mar - 18	Jan - 15	10,760.66	10,449.98	8,565.78	1,884.20	Used	3 Series	Commercial	June - 18
182	Apr - 18	Mav - 17	24,462.11	23,731.53	19,098.67	4,632.86	Used	3 Series	Private	June - 18
183	Mar - 18	Apr - 17	19,078.09	18,976.67	14,008.04	4,968.63	New	Non BMW Group (incl. Motorcycles)	Private	July - 18
184	Apr - 18	Mar - 15	18,533.65	17,307.68	14,417.98	2,889.70	New	2 Series	Private	July - 18
185	Apr - 18	Aug - 14	24,408.07	24,036.89	11,022.31	13,014.58	Used	5 Series	Private	July - 18
186	May - 18	June - 17	24,350.95	23,473.04	17,297.11	6,175.93	Used	5 Series	Commercial	July - 18
187	Feb - 18	Sept - 15	16,194.30	15,610.51	13,297.19	2,313.32	Used	Non BMW Group (incl. Motorcycles)	Commercial	Sept - 18
188	June - 18	Mar - 15	15,739.18	14,359.05	13,286.97	1,072.08	New	1 Series	Private	Sept - 18
189	June - 18	June - 17	15,118.31	14,731.56	9,656.29	5,075.27	New	Other BMW Group	Commercial	Sept - 18
190	June - 18	Mar - 17	38,982.54	38,982.54	20,803.51	18,179.03	New	2 Series	Commercial	Sept - 18
191	June - 18	Nov - 16	11,659.49	10,879.98	8,180.68	2,699.30	Used	1 Series	Commercial	Sept - 18
192	June - 18	Feb - 17	59,638.45	57,561.06	27,451.01	30,110.05	Used	X5 Series	Commercial	Sept - 18
193	July - 18	Feb - 17	9,052.80	8,479.86	7,647.61	832.25	Used	MINI	Private	Oct - 18
194	July - 18	Mar - 17	15,313.68	14,307.17	12,872.79	1,478.44	Used	5 Series	Private	Oct - 18
195	Oct - 18	July - 15	1,971.95	201.26	69.03	132.23	Used	3 Series	Commercial	Oct - 18
196	July - 18	Mav - 14	14,901.11	13,229.46	5,748.71	7,480.75	Used	X3 Series	Commercial	Nov - 18
197	Aug - 18	June - 15	10,989.03	9,668.44	8,141.25	1,527.19	Used	X1 Series	Private	Nov - 18
198	Aug - 18	Feb - 17	23,195.92	22,058.54	13,179.72	8,878.82	New	1 Series	Commercial	Nov - 18
199	Aug - 18	Mar - 17	11,986.15	10,957.18	6,438.78	4,518.40	Used	3 Series	Commercial	Nov - 18
200	Aug - 18	Mav - 17	39,153.99	37,763.60	27,626.95	10,136.65	Used	X5 Series	Commercial	Nov - 18
201	Nov - 18	June - 15	12,502.56	141.10	-14.46	155.56	New	1 Series	Commercial	Nov - 18
202	Sept - 18	Mar - 17	33,303.60	30,219.35	23,885.80	6,429.96	New	5 Series	Private	Dec - 18
203	Sept - 18	Mar - 17	17,009.38	13,744.14	11,997.82	1,746.32	Used	5 Series	Commercial	Dec - 18
204	Sept - 18	July - 15	40,884.88	35,768.54	26,832.32	8,936.22	New	5 Series	Private	Dec - 18
205	Oct - 18	Mav - 17	32,130.31	29,069.80	20,670.87	8,398.93	New	5 Series	Commercial	Dec - 18
206	Oct - 18	Sept - 16	27,162.94	24,516.57	15,336.62	9,179.95	Used	5 Series	Commercial	Dec - 18
207	Oct - 18	Mav - 17	16,627.65	14,360.64	7,705.82	6,654.82	Used	5 Series	Commercial	Dec - 18
208	Oct - 18	Aug - 15	26,890.77	24,307.82	12,779.87	11,527.95	New	3 Series	Commercial	Dec - 18
209	Oct - 18	Mav - 16	35,716.67	32,535.22	23,132.20	9,403.02	Used	7 Series	Commercial	Dec - 18
210	Dec - 18	Feb - 16	52,362.56	199.51	139.42	60.09	New	4 Series	Commercial	Dec - 18
211	Sept - 18	Mav - 17	29,940.66	27,978.20	18,830.42	9,147.78	Used	5 Series	Commercial	Jan - 19
212	Oct - 18	Mav - 17	17,794.18	15,231.08	9,212.84	6,018.24	Used	1 Series	Commercial	Jan - 19
213	Oct - 18	Mav - 14	18,857.56	15,632.97	13,045.17	2,587.80	Used	X6 Series	Commercial	Jan - 19
214	Oct - 18	Dec - 13	28,231.92	23,963.79	15,551.88	8,411.91	Used	X3 Series	Commercial	Jan - 19
215	Oct - 18	Nov - 16	14,094.98	12,444.44	10,265.14	2,179.30	Used	1 Series	Commercial	Jan - 19
216	Nov - 18	Mav - 17	23,976.65	22,169.34	15,035.01	7,134.33	Used	3 Series	Private	Jan - 19

Compartment German Auto Loans 7

Monthly Investor Report



Rolls-Royce
Motor Cars Limited

Reporting Date	Sept 11, 2019		
Payment Date	Sept 20, 2019		
Period No	23		
Monthly Period	Aug 31, 2019		
Interest Period	From	Aug 20, 2019	to Sept 20, 2019 = 31 days

9. Defaulted Amount & Recovery Amount - Loan Level Data*

	Month / Year of Default	Month / Year of Loan Origination	Principal Balance (Initial in EUR)	Principal Balance of Loan at Default (in EUR)	Recovery Total (in EUR)	Principal Balance End of Period (in EUR)	Object Type (new / used)	Vehicle Series	Customer Type (private / commercial)	Out of Deal (Month / Year)
217	Jan - 18	June - 13	12,963.55	12,963.55	12,838.96	124.59	Used	5 Series	Private	Feb - 19
218	Oct - 18	Mar - 17	27,208.02	24,486.52	15,881.39	8,605.13	Used	3 Series	Private	Feb - 19
219	Nov - 18	Jan - 17	24,695.49	23,209.28	17,984.59	5,224.69	New	1 Series	Commercial	Feb - 19
220	Nov - 18	Jan - 17	37,185.72	35,751.27	24,960.95	10,790.32	New	5 Series	Commercial	Feb - 19
221	Nov - 18	Oct - 16	17,127.84	15,421.60	13,018.47	2,403.13	New	MINI	Commercial	Feb - 19
222	Nov - 18	June - 17	25,054.02	22,203.66	15,337.91	6,865.75	Used	5 Series	Commercial	Feb - 19
223	Nov - 18	Feb - 17	26,810.80	24,057.63	15,577.71	8,479.92	Used	X1 Series	Private	Feb - 19
224	Nov - 18	Apr - 17	1,769.88	256.31	-185.31	441.62	Used	3 Series	Commercial	Mar - 19
225	Dec - 18	May - 17	10,863.71	9,177.49	7,516.89	1,660.60	Used	7 Series	Commercial	Mar - 19
226	Dec - 18	Apr - 17	9,612.87	8,549.13	1,974.47	1,974.66	Used	1 Series	Private	Mar - 19
227	Dec - 18	Apr - 17	17,434.18	16,592.95	6,661.62	9,931.33	Used	5 Series	Private	Apr - 19
228	Jan - 19	May - 17	24,961.93	22,243.24	15,685.80	6,557.44	Used	4 Series	Private	Apr - 19
229	Jan - 19	June - 17	28,719.85	23,927.28	22,173.49	1,753.79	Used	X6 Series	Commercial	Apr - 19
230	Jan - 19	July - 16	31,651.71	29,112.21	20,503.88	8,608.33	New	2 Series	Private	Apr - 19
231	Apr - 19	Feb - 17	12,540.62	9,541.35	1,695.36	7,845.99	Used	Non BMW Group (incl. Motorcycles)	Commercial	Apr - 19
232	Apr - 19	Mar - 17	16,731.38	10,160.71	8,008.37	2,152.34	Used	1 Series	Private	Apr - 19
233	Jan - 19	Oct - 15	16,578.95	16,446.30	14,782.11	1,664.19	New	3 Series	Private	May - 19
234	Feb - 19	Sept - 16	28,103.02	24,967.85	15,204.40	9,763.45	Used	5 Series	Private	May - 19
235	Feb - 19	Oct - 15	11,337.60	8,481.96	7,409.69	1,072.27	Used	1 Series	Private	June - 19
236	Feb - 19	Mar - 17	18,788.51	17,553.37	12,314.85	5,238.52	Used	3 Series	Private	June - 19
237	Mar - 19	Nov - 16	73,352.11	63,627.79	49,229.59	14,398.20	New	3 Series	Commercial	June - 19
238	June - 19	Dec - 16	59,832.04	36,100.18	28,381.89	7,718.29	Used	X6 Series	Commercial	June - 19
239	Feb - 19	Nov - 16	17,796.82	15,883.03	10,491.50	5,391.53	New	3 Series	Commercial	July - 19
240	Mar - 19	Apr - 17	21,236.40	18,865.01	12,414.36	6,450.65	Used	Non BMW Group (incl. Motorcycles)	Commercial	July - 19
241	Mar - 19	Mar - 17	12,680.13	10,942.52	9,495.98	1,473.70	Used	1 Series	Private	July - 19
242	Mar - 19	Mar - 17	84,148.63	72,738.57	44,784.56	27,954.01	New	X5 Series	Commercial	July - 19
243	Mar - 19	Nov - 15	15,878.54	12,487.51	10,659.60	1,827.91	Used	5 Series	Commercial	July - 19
244	Mar - 19	Oct - 15	10,072.52	7,998.19	7,780.33	217.86	Used	MINI	Private	July - 19
245	Mar - 19	Feb - 17	30,657.27	28,858.11	14,691.17	14,166.94	New	2 Series	Commercial	July - 19
246	Mar - 19	June - 17	10,558.38	8,288.29	7,661.49	626.80	Used	MINI	Private	July - 19
247	Mar - 19	Mar - 17	19,314.80	17,451.16	12,220.77	5,230.39	New	1 Series	Commercial	July - 19
248	Mar - 19	Feb - 16	38,517.19	35,260.99	25,450.58	9,810.41	New	1 Series	Commercial	July - 19
249	Apr - 19	May - 17	28,372.04	24,026.08	17,824.69	6,201.39	Used	7 Series	Commercial	July - 19
250	Apr - 19	Mar - 17	46,717.50	39,134.37	21,062.76	18,071.61	New	4 Series	Commercial	July - 19
251	May - 19	Mar - 16	15,689.13	13,076.27	10,659.13	2,417.14	Used	3 Series	Private	July - 19
252	May - 19	Oct - 16	10,901.05	9,462.32	6,968.92	2,493.40	Used	1 Series	Commercial	July - 19

Compartment German Auto Loans 7

Monthly Investor Report



Rolls-Royce
Motor Cars Limited

Reporting Date	Sept 11, 2019		
Payment Date	Sept 20, 2019		
Period No	23		
Monthly Period	Aug 31, 2019		
Interest Period	From	Aug 20, 2019	to Sept 20, 2019 = 31 days

9. Defaulted Amount & Recovery Amount - Loan Level Data*

	Month / Year of Default	Month / Year of Loan Origination	Principal Balance (Initial in EUR)	Principal Balance of Loan at Default (in EUR)	Recovery Total (in EUR)	Principal Balance End of Period (in EUR)	Object Type (new / used)	Vehicle Series	Customer Type (private / commercial)	Out of Deal (Month / Year)
253	July - 19	June - 17	46,684.35	20,827.35	2,386.59	18,440.76	New	2 Series	Commercial	July - 19
254	Apr - 19	Dec - 16	25,185.80	24,256.90	15,064.08	9,192.82	New	3 Series	Commercial	Aug - 19
255	Apr - 19	Feb - 17	13,956.26	12,185.99	5,670.05	6,515.94	Used	3 Series	Private	Aug - 19
256	May - 19	Apr - 17	30,779.68	25,869.83	20,481.58	5,388.25	New	5 Series	Commercial	Aug - 19
257	May - 19	Feb - 16	28,012.41	20,228.97	15,651.73	4,577.24	Used	X6 Series	Commercial	Aug - 19
258	May - 19	Sept - 16	26,068.39	22,258.71	14,482.22	7,776.49	Used	5 Series	Commercial	Aug - 19
259	May - 19	Jan - 16	40,309.50	33,056.88	21,454.01	11,602.87	Used	X5 Series	Commercial	Aug - 19
260	May - 19	June - 17	66,804.97	58,856.45	41,066.84	17,789.61	Used	7 Series	Commercial	Aug - 19
261	May - 19	Apr - 14	13,800.42	8,807.20	7,134.46	1,672.74	Used	3 Series	Private	Aug - 19
262	June - 19	Oct - 16	31,231.14	23,768.78	16,685.84	7,082.94	Used	X6 Series	Commercial	Aug - 19
263	Aug - 19	May - 17	3,112.86	162.91	43.92	118.99	Used	3 Series	Private	Aug - 19
264	Aug - 19	June - 16	30,075.03	25,988.97	2,411.43	23,577.54	Used	X1 Series	Commercial	Aug - 19
265	Aug - 19	May - 14	10,475.55	1,538.77	685.08	853.69	Used	3 Series	Private	Aug - 19

*Applicable only if loans have defaulted. Does not include defaulted amounts less than 10 EUR.

Compartment German Auto Loans 7
Monthly Investor Report



Rolls-Royce
Motor Cars Limited

Reporting Date	Sept 11, 2019		
Payment Date	Sept 20, 2019		
Period No	23		
Monthly Period	Aug 31, 2019		
Interest Period	From	Aug 20, 2019	to Sept 20, 2019 = 31 days

10. Outstanding Note Balance

1. Note Balance	All Notes	Class A	Class B
Initial Note Information			
ISIN code		XS1683494592	XS1683494915
Currency		EUR	EUR
Legal final maturity		Oct 2024	Oct 2024
Rating (Fitch / Moody's / S&P/DBRS)		AAA/Aaa/N/A/N/A	N/A/N/A/N/A/N/A
Initial notes aggregate principal outstanding balance in EUR	1,075,300,000.00	1,000,000,000.00	75,300,000.00
Nominal amount per note in EUR		100,000.00	100,000.00
Initial number of notes per class in EUR		10,000	753
Current Note Information			
Notes aggregate principal outstanding balance in EUR - BoP	438,746,038.89	363,446,038.89	75,300,000.00
Available distribution amount in EUR	28,958,683.42		
Redemption per class in EUR		23,463,873.82	0,00
Redemption per note in EUR		2,346.39	0.00
Notes aggregate principal outstanding balance in EUR - EoP	415,282,165.07	339,982,165.07	75,300,000.00
Current pool factor		0.34	1.00
2. Payments to Investor per Note		Class A	Class B
Interest Type		Floating Rate	Fixed Rate
Reference Rate		1M_EURIBOR	NONE
Actual Interest Rate		-0.423%	NONE
Spread		0.400%	NONE
Coupon		0.000%*	1.000%
Day count fraction		Actual/360	Actual/360
Interest days		31 days	31 days
Principal outstanding per note in EUR - BoP		36,344.60	100,000.00
Principal repayment per note in EUR		2,346.39	0.00
Principal outstanding per note in EUR - EoP		33,998.22	100,000.00
Interest payment per Note in EUR		0.00	86.11

* rate is floored at 0.000%, the theoretical negative interest rate is -0.023%.

Compartment German Auto Loans 7
Monthly Investor Report



Rolls-Royce
 Motor Cars Limited

Reporting Date	Sept 11, 2019			
Payment Date	Sept 20, 2019			
Period No	23			
Monthly Period	Aug 31, 2019			
Interest Period	From	Aug 20, 2019	to	Sept 20, 2019 = 31 days

10. Outstanding Note Balance

3. Credit Enhancement	Initial Period (in EUR)	Initial CE (in %)	Current Period (in EUR)	Current CE (in %)
Class A	1,000,000,000.00	7.50	339,982,165.07	26.58
Class B	75,300,000.00	0.50	75,300,000.00	10.05
Cash Reserve (+ Overcollateralisation)	5,379,885.33	0.00	45,810,576.55	0.00

"In its capacity as originator and lender, BMW Bank GmbH complies with the retention requirement of a material net economic interest in accordance with Art. 405 CRR. A minimum of 5.0% of the net economic interest will be retained throughout the life of the transaction in form of retention of the Class B Notes and the Subordinated Loan."

4. Clean-Up Call Option

If the aggregate outstanding principal balance has been reduced to less than 10% of the aggregate outstanding principal balance at the Issue Date, the seller will have the option under the receivables purchase Agreement to acquire all outstanding purchased receivables.

Aggregate outstanding principal balance at end of period (in EUR)	455,712,741.62
Clean-Up option exercisable	No

Compartment German Auto Loans 7
Monthly Investor Report



Rolls-Royce
Motor Cars Limited

Reporting Date	Sept 11, 2019			
Payment Date	Sept 20, 2019			
Period No	23			
Monthly Period	Aug 31, 2019			
Interest Period	From	Aug 20, 2019	to	Sept 20, 2019 = 31 days

11. Original Principal Balance

Initial Portfolio as of origination of contract

Group (in EUR) (by Original Principal Balance)	Original principal balance (in EUR)	Original Principal Balance (in % of total)	Number of Contracts	Number of Contracts (in % of total)
0.00 - 5,000.00	6,952,214.98	0.56	1,832	3.15
5.000,01 - 10.000,00	58,611,633.89	4.75	7,457	12.82
10.000,01 - 15.000,00	142,071,546.45	11.53	11,224	19.29
15.000,01 - 20.000,00	193,930,803.12	15.73	11,075	19.04
20.000,01 - 25.000,00	206,957,002.69	16.79	9,215	15.84
25.000,01 - 30.000,00	186,569,339.49	15.14	6,810	11.71
30.000,01 - 35.000,00	135,414,459.95	10.99	4,186	7.20
35.000,01 - 40.000,00	88,286,985.15	7.16	2,362	4.06
40.000,01 - 45.000,00	58,732,363.84	4.76	1,387	2.38
45.000,01 - 50.000,00	39,196,107.70	3.18	826	1.42
50.000,01 - 55.000,00	28,713,754.16	2.33	547	0.94
55.000,01 - 60.000,00	22,818,800.56	1.85	397	0.68
> 60.000,00	64,430,047.86	5.23	858	1.47
Total	1,232,685,059.84	100.00	58,176	100.00

Average:	21,188.89
Min:	1,000.00
Max:	268,086.77

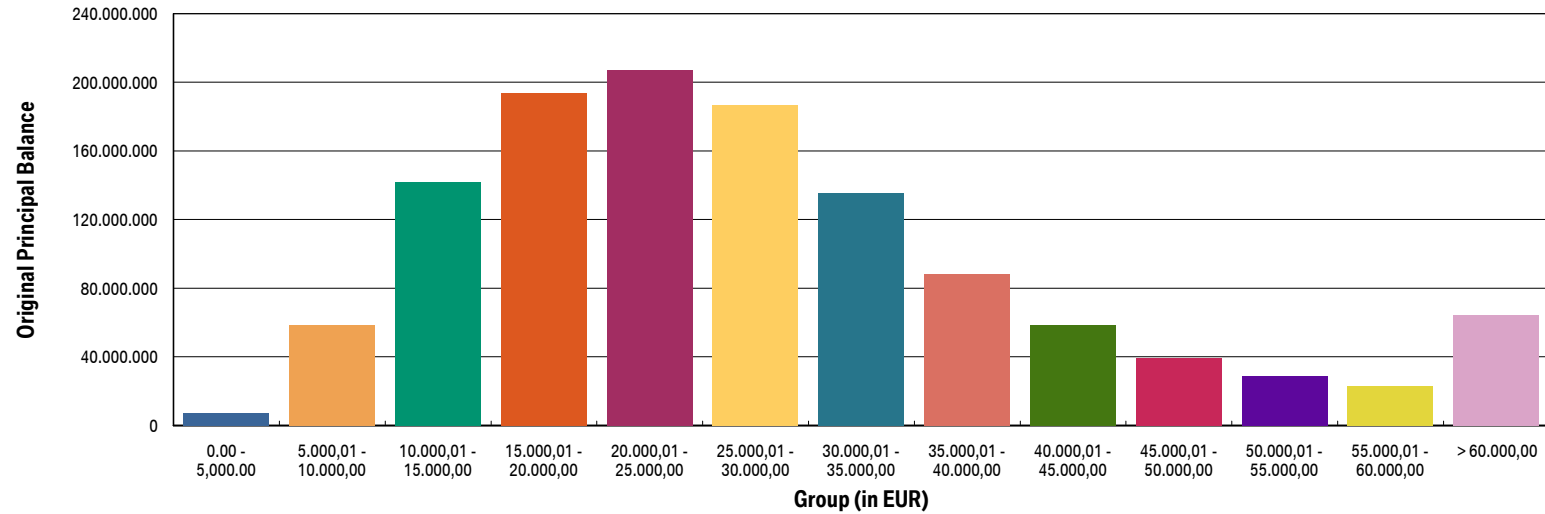
Compartment German Auto Loans 7
Monthly Investor Report



Rolls-Royce
 Motor Cars Limited

Reporting Date	Sept 11, 2019				
Payment Date	Sept 20, 2019				
Period No	23				
Monthly Period	Aug 31, 2019				
Interest Period	From	Aug 20, 2019	to	Sept 20, 2019	= 31 days

11a. Original Principal Balance (graph)



Compartment German Auto Loans 7
Monthly Investor Report



Rolls-Royce
Motor Cars Limited

Reporting Date	Sept 11, 2019			
Payment Date	Sept 20, 2019			
Period No	23			
Monthly Period	Aug 31, 2019			
Interest Period	From	Aug 20, 2019	to	Sept 20, 2019 = 31 days

12. Aggregate Principal Balance

Initial Portfolio

Group (in EUR)	Aggregate Principal Balance (in EUR)	Aggregate Principal Balance (in % of total)	Number of Contracts	Number of Contracts (in % of total)
0.00 - 5,000.00	13,572,816.24	1.26	4,004	6.88
5.000,01 - 10.000,00	75,260,397.46	7.00	9,826	16.89
10.000,01 - 15.000,00	153,093,033.88	14.24	12,241	21.04
15.000,01 - 20.000,00	186,664,077.90	17.36	10,717	18.42
20.000,01 - 25.000,00	185,595,994.12	17.26	8,295	14.26
25.000,01 - 30.000,00	148,704,876.29	13.83	5,446	9.36
30.000,01 - 35.000,00	100,939,663.59	9.39	3,135	5.39
35.000,01 - 40.000,00	62,681,849.04	5.83	1,683	2.89
40.000,01 - 45.000,00	40,143,393.57	3.73	951	1.63
45.000,01 - 50.000,00	29,364,008.53	2.73	620	1.07
50.000,01 - 55.000,00	21,734,531.84	2.02	415	0.71
55.000,01 - 60.000,00	16,627,329.18	1.55	290	0.50
> 60.000,00	40,917,913.69	3.81	553	0.95
Total	1,075,299,885.33	100.00	58,176	100.00

Average:	18,483.57
Min:	197.19
Max:	234,727.59

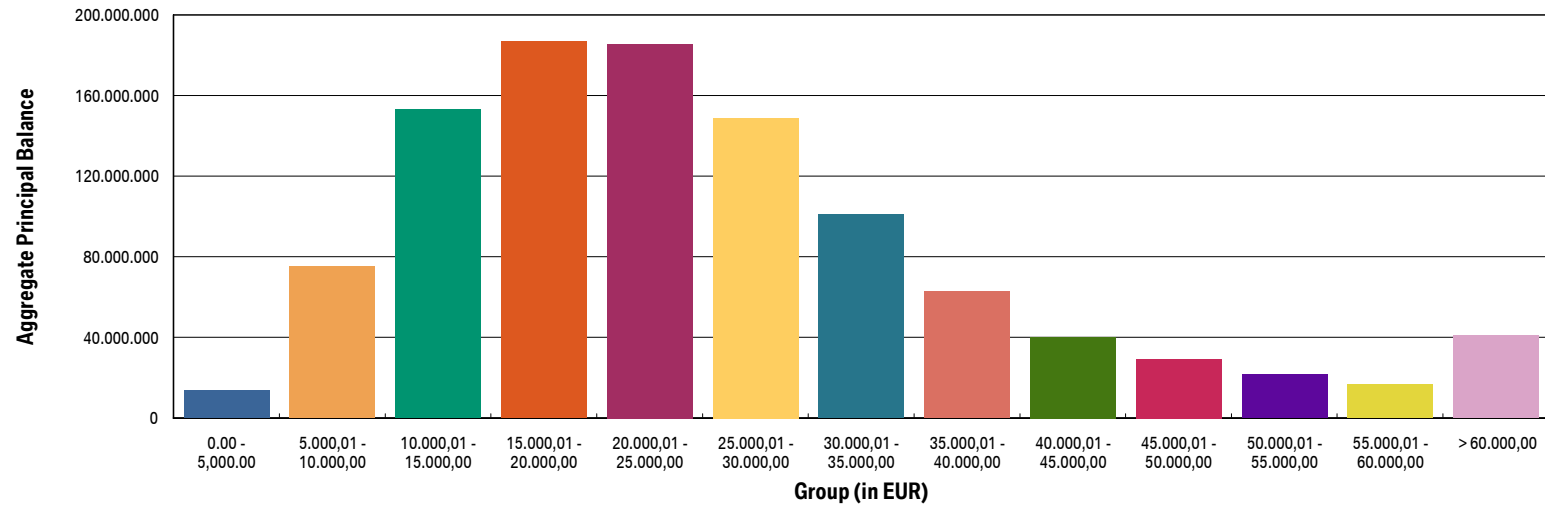
Compartment German Auto Loans 7
Monthly Investor Report



Rolls-Royce
 Motor Cars Limited

Reporting Date	Sept 11, 2019			
Payment Date	Sept 20, 2019			
Period No	23			
Monthly Period	Aug 31, 2019			
Interest Period	From	Aug 20, 2019	to	Sept 20, 2019 = 31 days

12a. Aggregate Principal Balance (graph)



Compartment German Auto Loans 7
Monthly Investor Report



Rolls-Royce
Motor Cars Limited

Reporting Date	Sept 11, 2019			
Payment Date	Sept 20, 2019			
Period No	23			
Monthly Period	Aug 31, 2019			
Interest Period	From	Aug 20, 2019	to	Sept 20, 2019 = 31 days

13. Aggregate Outstanding Principal Balance

Portfolio as of: Aug 31, 2019

Group (in EUR)	Aggregate Outstanding Principal Balance (in EUR)	Aggregate Outstanding Principal Balance (in % of total)	Number of Contracts	Number of Contracts (in % of total)
0.00 - 5,000.00	10,606,205.20	2.33	6,838	20.19
5,000,01 - 10,000,00	54,050,628.96	11.86	7,125	21.03
10,000,01 - 15,000,00	86,660,486.08	19.02	6,974	20.59
15,000,01 - 20,000,00	98,309,460.36	21.57	5,661	16.71
20,000,01 - 25,000,00	77,816,832.59	17.08	3,489	10.30
25,000,01 - 30,000,00	48,312,548.05	10.60	1,782	5.26
30,000,01 - 35,000,00	26,126,430.49	5.73	810	2.39
35,000,01 - 40,000,00	18,056,014.10	3.96	484	1.43
40,000,01 - 45,000,00	11,920,424.32	2.62	283	0.84
45,000,01 - 50,000,00	7,777,371.60	1.71	164	0.48
50,000,01 - 55,000,00	5,755,163.24	1.26	110	0.32
55,000,01 - 60,000,00	3,838,311.17	0.84	67	0.20
> 60,000,00	6,482,865.46	1.42	89	0.26
Total	455,712,741.62	100.00	33,876	100.00

WA:	13,452.38
Min:	0.00
Max:	156,845.27

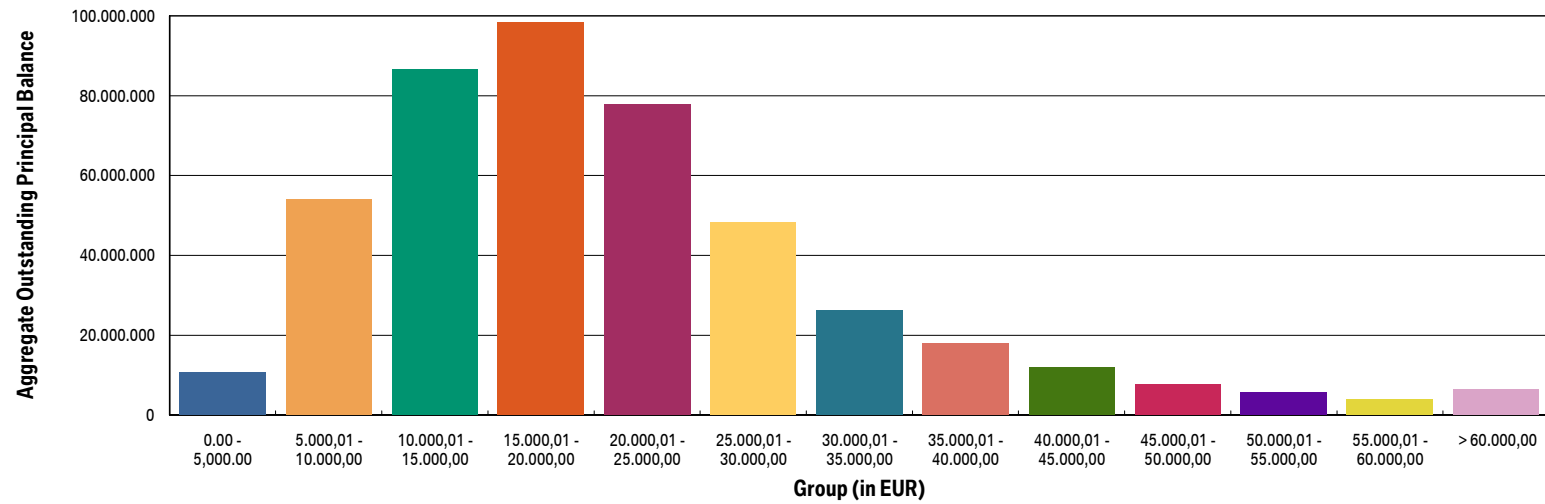
Compartment German Auto Loans 7
Monthly Investor Report



Rolls-Royce
 Motor Cars Limited

Reporting Date	Sept 11, 2019			
Payment Date	Sept 20, 2019			
Period No	23			
Monthly Period	Aug 31, 2019			
Interest Period	From	Aug 20, 2019	to	Sept 20, 2019 = 31 days

13a. Aggregate Outstanding Principal Balance (graph)



Compartment German Auto Loans 7
Monthly Investor Report



Rolls-Royce
Motor Cars Limited

Reporting Date	Sept 11, 2019				
Payment Date	Sept 20, 2019				
Period No	23				
Monthly Period	Aug 31, 2019				
Interest Period	From	Aug 20, 2019	to	Sept 20, 2019	= 31 days

14. Down Payments

Portfolio as of: Aug 31, 2019

Down Payment	Aggregate Outstanding Principal Balance (in EUR)	Aggregate Outstanding Principal Balance (in % of total)	Number of Contracts	Number of Contracts (in % of total)	Down Payment/ Purchase Price (in %)
No Down Payment	103,004,006.17	22.60	8,170	24.12	0.00
<=1000	8,599,447.57	1.89	806	2.38	4.31
1.000,01 - 2.000,00	22,602,976.30	4.96	1,976	5.83	8.57
2.000,01 - 3.000,00	28,819,956.34	6.32	2,522	7.44	12.45
3.000,01 - 4.000,00	28,815,464.62	6.32	2,486	7.34	16.22
4.000,01 - 5.000,00	46,155,220.58	10.13	3,471	10.25	18.05
5.000,01 - 6.000,00	27,251,668.68	5.98	2,019	5.96	20.31
6.000,01 - 7.000,00	25,082,806.98	5.50	1,775	5.24	22.28
7.000,01 - 8.000,00	23,568,838.40	5.17	1,627	4.80	23.96
8.000,01 - 9.000,00	12,970,497.26	2.85	896	2.64	25.53
9.000,01 - 10.000,00	38,942,548.68	8.55	2,510	7.41	27.07
10.000,01 - 11.000,00	8,877,530.32	1.95	550	1.62	26.75
11.000,01 - 12.000,00	10,836,219.61	2.38	666	1.97	28.70
12.000,01 - 13.000,00	7,811,019.23	1.71	475	1.40	30.02
13.000,01 - 14.000,00	6,087,103.67	1.34	400	1.18	32.35
14.000,01 - 15.000,00	15,909,042.47	3.49	1,021	3.01	34.45
> 15.000,00	40,378,394.74	8.86	2,506	7.40	39.84
Total	455,712,741.62	100.00	33,876	100.00	17.75

Minimum Down Payment:	61.07
Maximum Down Payment:	93,505.30
Average Down Payment:	5,979.21
Average Down Payment (customers that made a Down Payment):	7,879.55

Compartment German Auto Loans 7
Monthly Investor Report



Rolls-Royce
Motor Cars Limited

Reporting Date	Sept 11, 2019			
Payment Date	Sept 20, 2019			
Period No	23			
Monthly Period	Aug 31, 2019			
Interest Period	From	Aug 20, 2019	to	Sept 20, 2019 = 31 days

15. Borrower Concentration

Portfolio as of: Aug 31, 2019

Borrower (Top 20)	Aggregate Outstanding Principal Balance (in EUR)	Aggregate Outstanding Principal Balance (in % of total)	Number of Contracts	Number of Contracts (in % of total)
1	521,922.68	0.11	34	0.10
2	164,854.74	0.04	6	0.02
3	156,845.27	0.03	1	0.00
4	155,785.72	0.03	1	0.00
5	155,025.87	0.03	9	0.03
6	140,334.88	0.03	1	0.00
7	119,705.29	0.03	2	0.01
8	118,153.28	0.03	2	0.01
9	113,900.21	0.02	2	0.01
10	108,766.30	0.02	2	0.01
11	104,623.51	0.02	2	0.01
12	103,257.59	0.02	2	0.01
13	102,668.74	0.02	2	0.01
14	102,397.98	0.02	2	0.01
15	102,033.14	0.02	2	0.01
16	98,177.36	0.02	2	0.01
17	95,536.96	0.02	1	0.00
18	88,668.09	0.02	2	0.01
19	88,264.55	0.02	2	0.01
20	87,671.54	0.02	1	0.00
Total	2,728,593.70	0.60	78	0.23
Total Portfolio Balance	455,712,741.62			

Compartment German Auto Loans 7
Monthly Investor Report



Rolls-Royce
 Motor Cars Limited

Reporting Date	Sept 11, 2019			
Payment Date	Sept 20, 2019			
Period No	23			
Monthly Period	Aug 31, 2019			
Interest Period	From	Aug 20, 2019	to	Sept 20, 2019 = 31 days

16. Geographical Distribution

Initial Portfolio

Post code area	Aggregate Principal Balance (in EUR)	Aggregate Principal Balance (in % of total)	Number of Contracts	Number of contracts (in % of total)
post code area 0	60,077,202.26	5.59	3,214	5.52
post code area 1	61,378,550.20	5.71	3,176	5.46
post code area 2	99,202,184.48	9.23	5,354	9.20
post code area 3	101,570,427.34	9.45	5,572	9.58
post code area 4	123,361,453.69	11.47	6,787	11.67
post code area 5	116,364,864.70	10.82	6,367	10.94
post code area 6	135,978,558.12	12.65	7,314	12.57
post code area 7	133,996,727.10	12.46	7,441	12.79
post code area 8	145,662,142.02	13.55	7,666	13.18
post code area 9	97,707,775.42	9.09	5,285	9.08
Total	1,075,299,885.33	100.00	58,176	100.00

Compartment German Auto Loans 7
Monthly Investor Report



Rolls-Royce
 Motor Cars Limited

Reporting Date	Sept 11, 2019			
Payment Date	Sept 20, 2019			
Period No	23			
Monthly Period	Aug 31, 2019			
Interest Period	From	Aug 20, 2019	to	Sept 20, 2019 = 31 days

16. Geographical Distribution

Portfolio as of: Aug 31, 2019

Post code area	Aggregate Outstanding Principal Balance (in EUR)	Aggregate Outstanding Principal Balance (in % of total)	Number of Contracts	Number of Contracts (in % of total)
post code area 0	26,573,560.54	5.83	1,957	5.78
post code area 1	26,310,012.63	5.77	1,936	5.71
post code area 2	41,990,206.92	9.21	3,107	9.17
post code area 3	43,886,378.87	9.63	3,254	9.61
post code area 4	50,846,947.96	11.16	3,882	11.46
post code area 5	49,401,566.51	10.84	3,721	10.98
post code area 6	58,011,458.95	12.73	4,324	12.76
post code area 7	56,723,309.03	12.45	4,283	12.64
post code area 8	59,900,251.86	13.14	4,287	12.65
post code area 9	41,700,458.47	9.15	3,101	9.15
post code area Others	368,589.88	0.08	24	0.07
Total	455,712,741.62	100.00	33,876	100.00

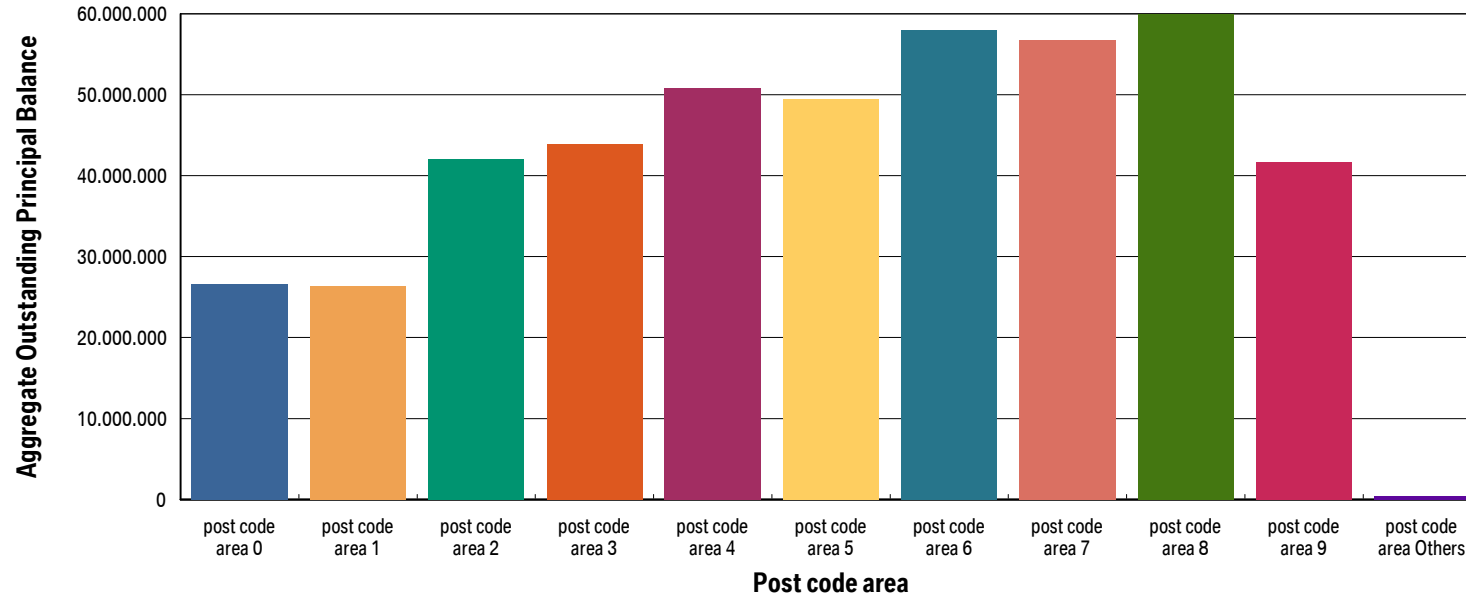
Compartment German Auto Loans 7
Monthly Investor Report



Rolls-Royce
 Motor Cars Limited

Reporting Date	Sept 11, 2019			
Payment Date	Sept 20, 2019			
Period No	23			
Monthly Period	Aug 31, 2019			
Interest Period	From	Aug 20, 2019	to	Sept 20, 2019 = 31 days

16a. Geographical Distribution (graph)



Compartment German Auto Loans 7
Monthly Investor Report



Rolls-Royce
Motor Cars Limited

Reporting Date	Sept 11, 2019			
Payment Date	Sept 20, 2019			
Period No	23			
Monthly Period	Aug 31, 2019			
Interest Period	From	Aug 20, 2019	to	Sept 20, 2019 = 31 days

17. Car Type & Customer Group

Initial Portfolio

Car Type	Aggregate Principal Balance (in EUR)	Aggregate Principal Balance (in % of total)	Number of Contracts	Number of Contracts (in % of total)
New	501,846,144.20	46.67	21,173	36.39
Used	573,453,741.13	53.33	37,003	63.61
Total	1,075,299,885.33	100.00	58,176	100.00

Customer Group	Aggregate Principal Balance (in EUR)	Aggregate Principal Balance (in % of total)	Number of Contracts	Number of Contracts (in % of total)
Commercial	284,006,070.70	26.41	11,469	19.71
Private Individual	791,293,814.63	73.59	46,707	80.29
Total	1,075,299,885.33	100.00	58,176	100.00

Compartment German Auto Loans 7
Monthly Investor Report



Rolls-Royce
 Motor Cars Limited

Reporting Date	Sept 11, 2019			
Payment Date	Sept 20, 2019			
Period No	23			
Monthly Period	Aug 31, 2019			
Interest Period	From	Aug 20, 2019	to	Sept 20, 2019 = 31 days

17. Car Type & Customer Group

Portfolio as of: Aug 31, 2019

Car Type	Aggregate Outstanding Principal Balance (in EUR)	Aggregate Outstanding Principal Balance (in % of total)	Number of Contracts	Number of Contracts (in % of total)
New	218,141,777.76	47.87	12,494	36.88
Used	237,570,963.86	52.13	21,382	63.12
Total	455,712,741.62	100.00	33,876	100.00

Customer Group	Aggregate Outstanding Principal Balance (in EUR)	Aggregate Outstanding Principal Balance (in % of total)	Number of Contracts	Number of Contracts (in % of total)
Commercial	111,798,161.49	24.53	6,212	18.34
Private Individual	343,914,580.13	75.47	27,664	81.66
Total	455,712,741.62	100.00	33,876	100.00

Compartment German Auto Loans 7
Monthly Investor Report



Rolls-Royce
 Motor Cars Limited

Reporting Date	Sept 11, 2019			
Payment Date	Sept 20, 2019			
Period No	23			
Monthly Period	Aug 31, 2019			
Interest Period	From	Aug 20, 2019	to	Sept 20, 2019 = 31 days

18. Delinquencies

Initial Portfolio

Days past due	Aggregate Principal Balance (in EUR)	Aggregate Principal Balance (in % of total)	Number of Contracts	Number of Contracts (in % of total)
1 - 30	0.00	0.00	0	0.00
31 - 60	0.00	0.00	0	0.00
61 - 90	0.00	0.00	0	0.00
91 - 120	0.00	0.00	0	0.00
> 120	0.00	0.00	0	0.00
Total	0.00	0.00	0	0.00

Portfolio as of: Aug 31, 2019

Days past due	Aggregate Outstanding Principal Balance (in EUR)	Aggregate Outstanding Principal Balance (in % of total)	Number of Contracts	Number of Contracts (in % of total)
1 - 30	4,377,791.14	0.96	261	0.77
31 - 60	1,235,365.63	0.27	56	0.17
61 - 90	393,668.94	0.09	24	0.07
91 - 120	285,083.51	0.06	19	0.06
> 120	441,191.65	0.10	31	0.09
Total	6,733,100.87	1.48	391	1.15

Compartment German Auto Loans 7
Monthly Investor Report



Rolls-Royce
Motor Cars Limited

Reporting Date	Sept 11, 2019				
Payment Date	Sept 20, 2019				
Period No	23				
Monthly Period	Aug 31, 2019				
Interest Period	From	Aug 20, 2019	to	Sept 20, 2019	= 31 days

18a. Delinquencies Analysis

Monthly Period	Performing (in EUR)	31-60 days past due (in EUR)	61-90 days past due (in EUR)	91-120 days past due (in EUR)	>120 days past due (in EUR)
Oct - 17	1,050,705,316.43	0.00	0.00	0.00	0.00
Nov - 17	1,024,400,687.00	192,605.04	0.00	0.00	0.00
Dec - 17	994,995,004.32	924,546.79	74,589.12	0.00	0.00
Jan - 18	967,039,862.05	609,321.06	249,539.42	58,937.12	0.00
Feb - 18	939,480,701.57	527,925.95	350,062.12	129,524.32	45,173.29
Mar - 18	909,459,592.01	844,387.70	306,429.44	188,178.73	51,962.92
Apr - 18	880,385,742.71	948,893.29	465,398.59	183,285.00	149,370.46
May - 18	851,220,379.52	768,015.21	513,851.38	176,262.87	244,841.49
June - 18	820,868,759.17	983,559.09	422,702.52	148,729.00	272,684.25
July - 18	791,711,739.10	981,002.42	475,749.51	275,931.77	209,660.15
Aug - 18	762,653,455.53	851,073.11	393,850.09	300,060.55	254,696.92
Sept - 18	735,242,693.68	976,564.38	422,766.97	150,407.63	321,575.14
Oct - 18	709,563,908.67	944,623.05	216,988.99	180,202.51	270,475.37
Nov - 18	682,970,347.84	1,112,844.03	353,339.59	172,553.25	324,440.76
Dec - 18	658,215,228.09	1,464,242.56	569,361.12	193,833.73	257,123.80
Jan - 19	633,469,483.87	1,236,037.19	526,687.30	366,500.42	209,609.51
Feb - 19	606,735,080.88	1,258,706.88	494,435.22	214,387.92	313,376.45
Mar - 19	578,743,094.83	1,276,750.88	451,844.04	210,034.76	408,688.70
Apr - 19	551,926,441.66	847,997.50	454,220.73	315,395.88	337,849.50
May - 19	525,348,620.82	1,175,322.49	297,932.42	319,233.42	469,638.82
June - 19	501,574,021.25	982,128.55	473,034.62	130,525.86	496,427.56
July - 19	476,045,287.77	1,128,646.94	392,491.13	285,822.50	449,120.42
Aug - 19	453,357,431.89	1,235,365.63	393,668.94	285,083.51	441,191.65

Compartment German Auto Loans 7
Monthly Investor Report



Rolls-Royce
 Motor Cars Limited

Reporting Date	Sept 11, 2019			
Payment Date	Sept 20, 2019			
Period No	23			
Monthly Period	Aug 31, 2019			
Interest Period	From	Aug 20, 2019	to	Sept 20, 2019 = 31 days

19. Seasoning

Initial Portfolio

Group (in months)	Aggregate Principal Balance (in EUR)	Aggregate Principal Balance (in % of total)	Number of Contracts	Number of Contracts (in % of total)
<= 6	576,370,179.60	53.60	29,246	50.27
> 6 - <= 12	222,745,645.89	20.71	11,596	19.93
> 12 - <= 24	186,842,759.18	17.38	10,877	18.70
> 24 - <= 36	73,724,365.83	6.86	5,112	8.79
> 36 - <= 42	8,286,360.63	0.77	699	1.20
> 42 - <= 48	4,269,898.26	0.40	360	0.62
> 48 - <= 53	1,983,410.97	0.18	178	0.31
> 53	1,077,264.97	0.10	108	0.19
Total	1,075,299,885.33	100.00	58,176	100.00

WA Seasoning (in months):	9.82
Min (in months):	3.00
Max (in months):	63.00

Compartment German Auto Loans 7
Monthly Investor Report



Rolls-Royce
Motor Cars Limited

Reporting Date	Sept 11, 2019			
Payment Date	Sept 20, 2019			
Period No	23			
Monthly Period	Aug 31, 2019			
Interest Period	From	Aug 20, 2019	to	Sept 20, 2019 = 31 days

19. Seasoning

Portfolio as of: Aug 31, 2019

Group (in months)	Aggregate Outstanding Principal Balance (in EUR)	Aggregate Outstanding Principal Balance (in % of total)	Number of Contracts	Number of Contracts (in % of total)
<= 6	0.00	0.00	0	0.00
> 6 - <= 12	0.00	0.00	0	0.00
> 12 - <= 24	0.00	0.00	0	0.00
> 24 - <= 36	418,986,285.96	91.94	29,439	86.90
> 36 - <= 42	21,957,560.76	4.82	2,625	7.75
> 42 - <= 48	9,462,786.75	2.08	945	2.79
> 48 - <= 53	2,938,901.02	0.64	440	1.30
> 53	2,367,207.13	0.52	427	1.26
Total	455,712,741.62	100.00	33,876	100.00

WA Seasoning (in months):	29.76
Min (in months):	26.00
Max (in months):	84.00

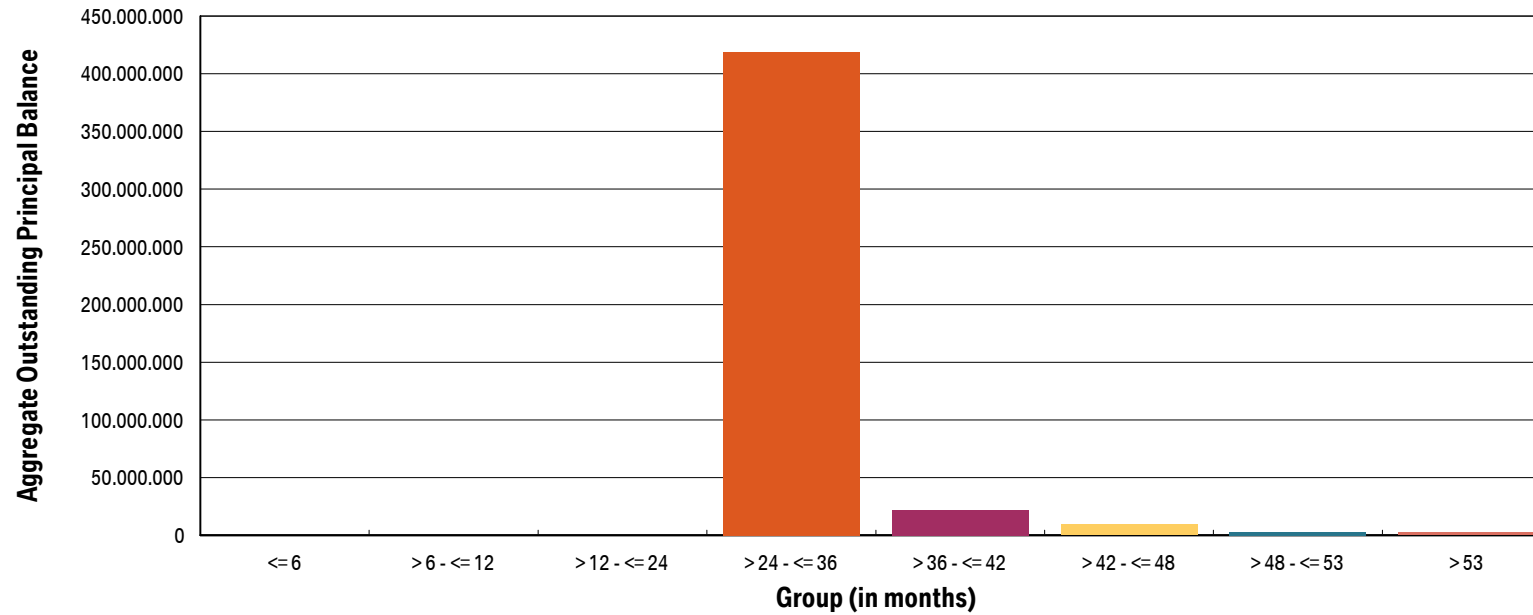
Compartment German Auto Loans 7
Monthly Investor Report



Rolls-Royce
 Motor Cars Limited

Reporting Date	Sept 11, 2019				
Payment Date	Sept 20, 2019				
Period No	23				
Monthly Period	Aug 31, 2019				
Interest Period	From	Aug 20, 2019	to	Sept 20, 2019	= 31 days

19a. Seasoning (graph)



Compartment German Auto Loans 7
Monthly Investor Report



Rolls-Royce
Motor Cars Limited

Reporting Date	Sept 11, 2019			
Payment Date	Sept 20, 2019			
Period No	23			
Monthly Period	Aug 31, 2019			
Interest Period	From	Aug 20, 2019	to	Sept 20, 2019 = 31 days

20. Remaining Term

Initial Portfolio

Group (in months)	Aggregate Principal Balance (in EUR)	Aggregate Principal Balance (in % of total)	Number of Contracts	Number of Contracts (in % of total)
<= 6	20,139,249.55	1.87	1,845	3.17
> 6 - <= 12	50,536,528.09	4.70	3,933	6.76
> 12 - <= 24	171,299,952.34	15.93	11,654	20.03
> 24 - <= 36	388,304,361.55	36.11	20,241	34.79
> 36 - <= 42	130,449,406.13	12.13	6,507	11.19
> 42 - <= 48	156,183,577.11	14.52	7,315	12.57
> 48 - <= 53	40,426,095.56	3.76	1,793	3.08
> 53	117,960,715.00	10.97	4,888	8.40
Total	1,075,299,885.33	100.00	58,176	100.00

WA Remaining Term (in months):	34.05
Min (in months):	3.00
Max (in months):	60.00

Compartment German Auto Loans 7
Monthly Investor Report



Rolls-Royce
Motor Cars Limited

Reporting Date	Sept 11, 2019			
Payment Date	Sept 20, 2019			
Period No	23			
Monthly Period	Aug 31, 2019			
Interest Period	From	Aug 20, 2019	to	Sept 20, 2019 = 31 days

20. Remaining Term

Portfolio as of: Aug 31, 2019

Group (in months)	Aggregate Outstanding Principal Balance (in EUR)	Aggregate Outstanding Principal Balance (in % of total)	Number of Contracts	Number of Contracts (in % of total)
<= 6	60,645,442.68	13.31	8,345	24.63
> 6 - <= 12	146,706,839.69	32.19	10,156	29.98
> 12 - <= 24	155,233,112.88	34.06	10,304	30.42
> 24 - <= 36	93,102,487.47	20.43	5,069	14.96
> 36 - <= 42	24,858.90	0.01	2	0.01
> 42 - <= 48	0.00	0.00	0	0.00
> 48 - <= 53	0.00	0.00	0	0.00
> 53	0.00	0.00	0	0.00
Total	455,712,741.62	100.00	33,876	100.00

WA Remaining Term (in months):	16.39
Min (in months):	0.00
Max (in months):	37.00

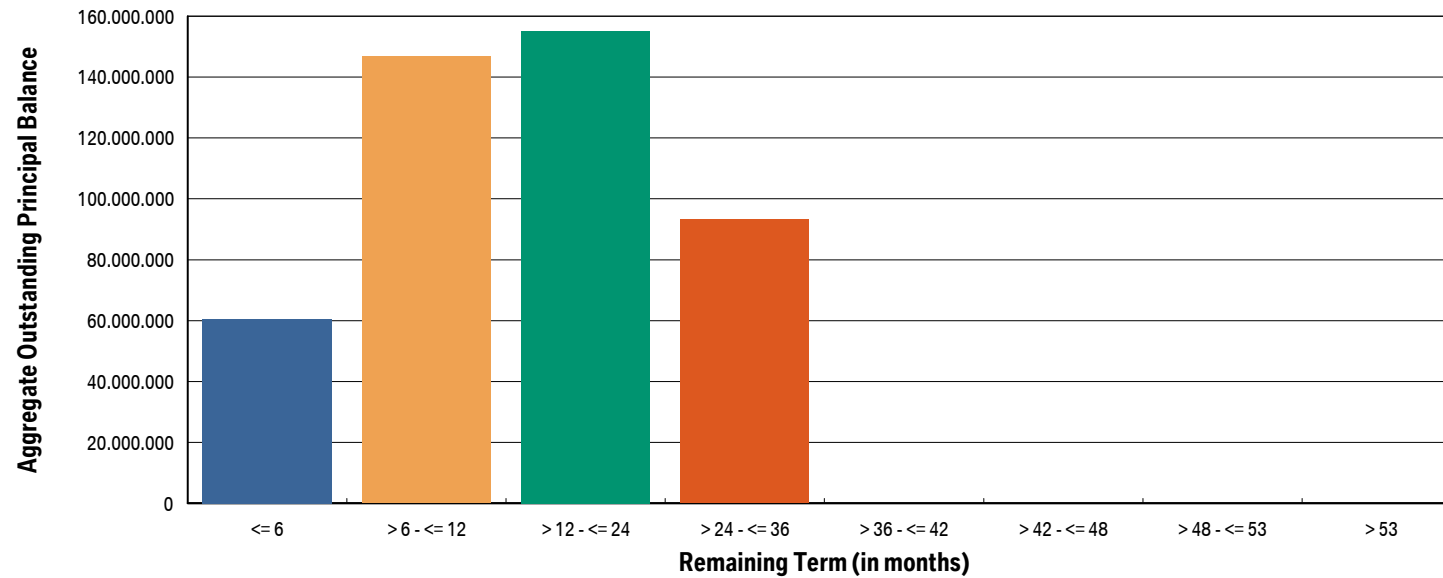
Compartment German Auto Loans 7
Monthly Investor Report



Rolls-Royce
 Motor Cars Limited

Reporting Date	Sept 11, 2019				
Payment Date	Sept 20, 2019				
Period No	23				
Monthly Period	Aug 31, 2019				
Interest Period	From	Aug 20, 2019	to	Sept 20, 2019	= 31 days

20a. Remaining Term (graph)



Compartment German Auto Loans 7
Monthly Investor Report



Rolls-Royce
Motor Cars Limited

Reporting Date	Sept 11, 2019			
Payment Date	Sept 20, 2019			
Period No	23			
Monthly Period	Aug 31, 2019			
Interest Period	From	Aug 20, 2019	to	Sept 20, 2019 = 31 days

21. Original Term

Initial Portfolio

Group (in months)	Aggregate Principal Balance (in EUR)	Aggregate Principal Balance (in % of total)	Number of Contracts	Number of Contracts (in % of total)
<= 6	0.00	0.00	0	0.00
> 6 - <= 12	741,642.57	0.07	269	0.46
> 12 - <= 24	41,782,594.85	3.89	4,381	7.53
> 24 - <= 36	508,474,086.15	47.29	27,485	47.24
> 36 - <= 42	5,442,641.12	0.51	386	0.66
> 42 - <= 48	285,160,953.22	26.52	14,779	25.40
> 48 - <= 53	773,733.14	0.07	51	0.09
> 53	232,924,234.28	21.66	10,825	18.61
Total	1,075,299,885.33	100.00	58,176	100.00

WA Original Term (in months):	43.87
Min (in months):	7.00
Max (in months):	120.00

Compartment German Auto Loans 7
Monthly Investor Report



Rolls-Royce
Motor Cars Limited

Reporting Date	Sept 11, 2019			
Payment Date	Sept 20, 2019			
Period No	23			
Monthly Period	Aug 31, 2019			
Interest Period	From	Aug 20, 2019	to	Sept 20, 2019 = 31 days

21. Original Term

Portfolio as of: Aug 31, 2019

Group (in months)	Aggregate Outstanding Principal Balance (in EUR)	Aggregate Outstanding Principal Balance (in % of total)	Number of Contracts	Number of Contracts (in % of total)
<= 6	0.00	0.00	0	0.00
> 6 - <= 12	0.00	0.00	0	0.00
> 12 - <= 24	140,823.08	0.03	258	0.76
> 24 - <= 36	187,162,834.63	41.07	15,072	44.49
> 36 - <= 42	2,004,213.33	0.44	230	0.68
> 42 - <= 48	145,403,436.06	31.91	10,654	31.45
> 48 - <= 53	399,118.39	0.09	34	0.10
> 53	120,602,316.13	26.46	7,628	22.52
Total	455,712,741.62	100.00	33,876	100.00

WA Original Term (in months):	46.18
Min (in months):	18.00
Max (in months):	96.00

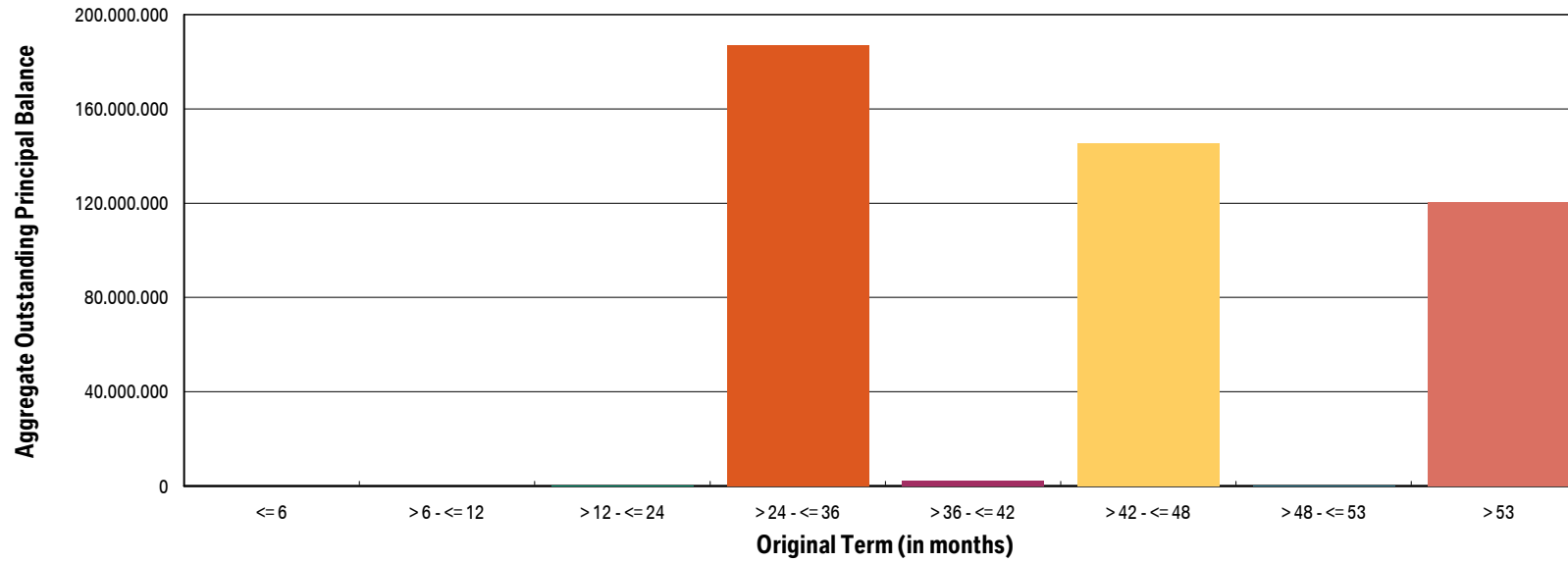
Compartment German Auto Loans 7
Monthly Investor Report



Rolls-Royce
 Motor Cars Limited

Reporting Date	Sept 11, 2019				
Payment Date	Sept 20, 2019				
Period No	23				
Monthly Period	Aug 31, 2019				
Interest Period	From	Aug 20, 2019	to	Sept 20, 2019	= 31 days

21a. Original Term (graph)



Compartment German Auto Loans 7
Monthly Investor Report



Rolls-Royce
 Motor Cars Limited

Reporting Date	Sept 11, 2019			
Payment Date	Sept 20, 2019			
Period No	23			
Monthly Period	Aug 31, 2019			
Interest Period	From	Aug 20, 2019	to	Sept 20, 2019 = 31 days

22. Vehicle Class

Initial Portfolio

Group	Aggregate Principal Balance (in EUR)	Aggregate Principal Balance (in % of total)	Number of Contracts	Number of Contracts (in % of total)
BMW 1 Series	124,156,707.04	11.55	9,479	16.29
BMW 2 Series	102,433,319.71	9.53	4,414	7.59
BMW 3 Series	161,594,042.71	15.03	9,553	16.42
BMW 4 Series	57,511,545.30	5.35	1,757	3.02
BMW 5 Series	154,036,449.18	14.32	7,004	12.04
BMW 6 Series	13,627,445.82	1.27	365	0.63
BMW 7 Series	17,876,857.30	1.66	590	1.01
BMW X1 Series	77,679,575.16	7.22	4,206	7.23
BMW X3 Series	62,911,891.13	5.85	2,830	4.86
BMW X4 Series	14,559,594.63	1.35	378	0.65
BMW X5 Series	56,974,044.39	5.30	1,642	2.82
BMW X6 Series	19,870,199.08	1.85	513	0.88
BMW Z Series	10,713,603.03	1.00	598	1.03
BMW i Series	3,039,138.94	0.28	91	0.16
MINI	136,089,516.00	12.66	8,921	15.33
Non BMW Group Models (incl. Motorcycles)	28,553,711.71	2.66	2,147	3.69
Other BMW Group (incl. Motorcycles)	33,672,244.20	3.13	3,688	6.34
Total	1,075,299,885.33	100.00	58,176	100.00

Compartment German Auto Loans 7
Monthly Investor Report



Rolls-Royce
Motor Cars Limited

Reporting Date	Sept 11, 2019			
Payment Date	Sept 20, 2019			
Period No	23			
Monthly Period	Aug 31, 2019			
Interest Period	From	Aug 20, 2019	to	Sept 20, 2019 = 31 days

22. Vehicle Class

Portfolio as of: Aug 31, 2019

Group	Aggregate Outstanding Principal Balance (in EUR)	Aggregate Outstanding Principal Balance (in % of total)	Number of Contracts	Number of Contracts (in % of total)
BMW 1 Series	47,100,041.95	10.34	5,191	15.32
BMW 2 Series	46,680,642.04	10.24	2,812	8.30
BMW 3 Series	67,637,602.86	14.84	5,505	16.25
BMW 4 Series	25,635,302.50	5.63	1,090	3.22
BMW 5 Series	66,879,916.07	14.68	4,243	12.53
BMW 6 Series	5,597,855.11	1.23	219	0.65
BMW 7 Series	6,515,288.56	1.43	286	0.84
BMW X1 Series	34,634,020.60	7.60	2,549	7.52
BMW X3 Series	27,674,103.71	6.07	1,724	5.09
BMW X4 Series	6,815,182.45	1.50	234	0.69
BMW X5 Series	25,313,076.17	5.55	958	2.83
BMW X6 Series	7,992,286.68	1.75	276	0.81
BMW Z Series	3,859,835.04	0.85	330	0.97
BMW i Series	1,462,682.59	0.32	53	0.16
MINI	60,728,805.12	13.33	5,501	16.24
Non BMW Group Models (incl. Motorcycles)	11,156,054.96	2.45	1,172	3.46
Other BMW Group (incl. Motorcycles)	10,030,045.21	2.20	1,733	5.12
Total	455,712,741.62	100.00	33,876	100.00

Compartment German Auto Loans 7
Monthly Investor Report



Rolls-Royce
Motor Cars Limited

Reporting Date	Sept 11, 2019			
Payment Date	Sept 20, 2019			
Period No	23			
Monthly Period	Aug 31, 2019			
Interest Period	From	Aug 20, 2019	to	Sept 20, 2019 = 31 days

23. Payment Type

Initial Portfolio:

Group	Aggregate Principal Balance (in EUR)	Aggregate Principal Balance (in % of total)	Number of Contracts	Number of Contracts (in % of total)
Direct debit	1,072,573,425.67	99.75	58,012	99.72
Self payment	2,726,459.66	0.25	164	0.28
Total	1,075,299,885.33	100.00	58,176	100.00

Portfolio as of: Aug 31, 2019

Group	Aggregate Outstanding Principal Balance (in EUR)	Aggregate Outstanding Principal Balance (in % of total)	Number of Contracts	Number of Contracts (in % of total)
Direct debit	450,040,768.56	98.76	33,238	98.12
Self payment	5,671,973.06	1.24	638	1.88
Total	455,712,741.62	100.00	33,876	100.00

Compartment German Auto Loans 7
Monthly Investor Report



Rolls-Royce
 Motor Cars Limited

Reporting Date	Sept 11, 2019		
Payment Date	Sept 20, 2019		
Period No	23		
Monthly Period	Aug 31, 2019		
Interest Period	From	Aug 20, 2019	to Sept 20, 2019 = 31 days

24. Interest Rates

		Weighted Average Nominal Interest Rate (in %)	
Aggregate Principal Balance (Initial)	1,075,299,885.33		3.20
Aggregate Outstanding Principal Balance	455,712,741.62		3.09

Compartment German Auto Loans 7
Monthly Investor Report



Rolls-Royce
Motor Cars Limited

Reporting Date	Sept 11, 2019			
Payment Date	Sept 20, 2019			
Period No	23			
Monthly Period	Aug 31, 2019			
Interest Period	From	Aug 20, 2019	to	Sept 20, 2019 = 31 days

25. Credit Type

Initial Portfolio

Credit Type	Aggregate Principal Balance (in EUR)	Aggregate Principal Balance (in % of total)	Number of Contracts	Number of Contracts (in % of total)
Balloon	1,062,022,231.05	98.77	56,097	96.43
Equal Instalment Loan	13,277,654.28	1.23	2,079	3.57
Total	1,075,299,885.33	100.00	58,176	100.00

Portfolio as of: Aug 31, 2019

Credit Type	Aggregate Outstanding Principal Balance (in EUR)	Aggregate Outstanding Principal Balance (in % of total)	Number of Contracts	Number of Contracts (in % of total)
Balloon	453,158,096.56	99.44	33,117	97.76
Equal Instalment Loan	2,554,645.06	0.56	759	2.24
Total	455,712,741.62	100.00	33,876	100.00

Compartment German Auto Loans 7
Monthly Investor Report



Rolls-Royce
Motor Cars Limited

Reporting Date	Sept 11, 2019			
Payment Date	Sept 20, 2019			
Period No	23			
Monthly Period	Aug 31, 2019			
Interest Period	From	Aug 20, 2019	to	Sept 20, 2019 = 31 days

26. Contracts Per Customer

Initial Portfolio :

Group	Aggregate Principal Balance (in EUR)	Aggregate Principal Balance (in % of total)	Number of Contracts	Number of Contracts (in % of total)
1	1,018,379,438.01	94.71	55,690	95.73
2 - 4	50,359,193.50	4.68	2,194	3.77
5 - 7	1,300,446.96	0.12	59	0.10
8 - 10	106,131.77	0.01	16	0.03
> 10	5,154,675.09	0.48	217	0.37
Total	1,075,299,885.33	100.00	58,176	100.00

Portfolio as of: Aug 31, 2019

Group	Aggregate Outstanding Principal Balance (in EUR)	Aggregate Outstanding Principal Balance (in % of total)	Number of Contracts	Number of Contracts (in % of total)
1	443,247,578.08	97.26	33,152	97.86
2 - 4	11,430,414.18	2.51	649	1.92
5 - 7	353,118.14	0.08	21	0.06
8 - 10	159,708.54	0.04	20	0.06
> 10	521,922.68	0.11	34	0.10
Total	455,712,741.62	100.00	33,876	100.00

Compartment German Auto Loans 7
Monthly Investor Report



Rolls-Royce
Motor Cars Limited

Reporting Date	Sept 11, 2019			
Payment Date	Sept 20, 2019			
Period No	23			
Monthly Period	Aug 31, 2019			
Interest Period	From	Aug 20, 2019	to	Sept 20, 2019 = 31 days

27. Amortisation

Initial Portfolio

Period	Principal Balance (in EUR)
	1,075,299,885.33
1	1,060,943,391.23
2	1,046,546,518.25
3	1,028,143,480.96
4	1,009,946,120.87
5	991,276,856.02
6	971,651,928.95
7	951,997,456.32
8	932,474,767.43
9	912,587,307.97
10	890,868,439.21
11	869,990,343.74
12	849,480,237.36
13	829,978,972.02
14	810,931,432.99
15	790,929,469.38
16	772,219,217.94
17	750,648,817.76
18	726,612,568.15
19	702,257,186.81
20	679,888,041.08
21	655,697,343.74
22	633,150,616.59
23	613,571,691.51
24	593,874,982.31
25	573,575,290.96
26	553,638,349.72
27	532,836,607.01
28	515,589,425.57
29	477,211,044.30

Current Portfolio

Period	Principal Balance in EUR	Reduction in EUR
	455,712,741.62	
1	439,083,733.45	16,629,008.17
2	424,931,147.90	14,152,585.55
3	410,683,706.76	14,247,441.14
4	395,801,802.20	14,881,904.56
5	383,433,503.71	12,368,298.49
6	356,331,297.90	27,102,205.81
7	317,875,330.25	38,455,967.65
8	282,923,387.81	34,951,942.44
9	250,507,852.79	32,415,535.02
10	214,227,774.41	36,280,078.38
11	207,910,644.68	6,317,129.73
12	201,835,074.18	6,075,570.50
13	195,842,315.66	5,992,758.52
14	189,281,084.68	6,561,230.98
15	182,394,870.91	6,886,213.77
16	175,009,028.08	7,385,842.83
17	168,186,289.96	6,822,738.12
18	149,505,474.31	18,680,815.65
19	127,191,371.16	22,314,103.15
20	108,279,642.70	18,911,728.46
21	90,095,615.75	18,184,026.95
22	69,031,317.31	21,064,298.44
23	65,841,230.34	3,190,086.97
24	62,926,983.90	2,914,246.44
25	59,754,439.95	3,172,543.95
26	56,974,861.63	2,779,578.32
27	54,349,800.66	2,625,060.97
28	51,923,528.49	2,426,272.17
29	49,596,265.12	2,327,263.37

Compartment German Auto Loans 7
Monthly Investor Report



Rolls-Royce
 Motor Cars Limited

Reporting Date	Sept 11, 2019		
Payment Date	Sept 20, 2019		
Period No	23		
Monthly Period	Aug 31, 2019		
Interest Period	From	Aug 20, 2019	to Sept 20, 2019 = 31 days

27. Amortisation

Initial Portfolio

Period	Principal Balance (in EUR)
30	425,194,308.95
31	378,332,531.28
32	336,316,528.85
33	289,247,873.94
34	280,298,657.42
35	271,916,844.49
36	263,687,868.36
37	254,598,533.08
38	244,763,914.79
39	234,739,277.31
40	225,614,638.49
41	199,638,859.87
42	170,229,127.29
43	145,192,330.37
44	121,255,944.52
45	93,869,705.18
46	89,405,174.31
47	85,501,055.08
48	81,172,434.65
49	77,410,499.88
50	73,828,614.72
51	70,432,279.34
52	67,340,372.25
53	55,044,094.06
54	39,464,117.62
55	26,196,870.79
56	13,694,526.94
57	11,530.21
58	4,318.90
59	1,770.62

Current Portfolio

Period	Principal Balance in EUR	Reduction in EUR
30	40,926,087.24	8,670,177.88
31	29,306,220.25	11,619,866.99
32	19,661,247.91	9,644,972.34
33	10,252,973.55	9,408,274.36
34	6,069.01	10,246,904.54
35	1,561.12	4,507.89
36	732.20	828.92
37	0.00	732.20
38	0.00	0.00
39	0.00	0.00
40	0.00	0.00
41	0.00	0.00
42	0.00	0.00
43	0.00	0.00
44	0.00	0.00
45	0.00	0.00
46	0.00	0.00
47	0.00	0.00
48	0.00	0.00
49	0.00	0.00
50	0.00	0.00
51	0.00	0.00
52	0.00	0.00
53	0.00	0.00
54	0.00	0.00
55	0.00	0.00
56	0.00	0.00
57	0.00	0.00
58	0.00	0.00
59	0.00	0.00

Compartment German Auto Loans 7
Monthly Investor Report



Rolls-Royce
 Motor Cars Limited

Reporting Date	Sept 11, 2019			
Payment Date	Sept 20, 2019			
Period No	23			
Monthly Period	Aug 31, 2019			
Interest Period	From	Aug 20, 2019	to	Sept 20, 2019 = 31 days

27. Amortisation

Initial Portfolio

Period	Principal Balance (in EUR)
60	0.00

Current Portfolio

Period	Principal Balance in EUR	Reduction in EUR
60	0.00	0.00

Compartment German Auto Loans 7
Monthly Investor Report



Rolls-Royce
 Motor Cars Limited

Reporting Date	Sept 11, 2019			
Payment Date	Sept 20, 2019			
Period No	23			
Monthly Period	Aug 31, 2019			
Interest Period	From	Aug 20, 2019	to	Sept 20, 2019 = 31 days

28. Priority of Payments

Priority of Payments*

Available Distribution Amount	+	28,958,683.42
Taxes	-	0.00
Trustee Payment	-	0.00
Senior Expenses	-	2,084.75
Swap Net Payment	-	47,884.02
Class A Interest	-	0.00
Class B Interest	-	64,840.83
Cash Reserve	-	5,380,000.00
Principal Class A	-	23,463,873.82
Principal Class B	-	0.00
Swap Termination Event	-	0.00
Subordinated Loan Interest	-	0.00
Subordinated Loan Principal	-	0.00
Seller	-	0.00

*all Amounts in EUR

Compartment German Auto Loans 7
Monthly Investor Report



Rolls-Royce
 Motor Cars Limited

Reporting Date	Sept 11, 2019			
Payment Date	Sept 20, 2019			
Period No	23			
Monthly Period	Aug 31, 2019			
Interest Period	From	Aug 20, 2019	to	Sept 20, 2019 = 31 days

29. Transaction Costs

	Class A	Class B	Subordinated Loan	Total
Senior Expenses				2,084.75
Interest accrued for the Period (in EUR)	0.00	64,840.83	3,831.31	68,672.14
Interest payments for the Period (in EUR)	0.00	64,840.83	0.00	64,840.83
Cumulative Interest Payments (in EUR)	375,000.00	1,468,357.53	0.00	1,843,357.53
Unpaid Interest for the Period (in EUR)	0.00	0.00	3,831.31	3,831.31
Cumulative Unpaid Interest (in EUR)	0.00	0.00	91,924.79	91,924.79

Compartment German Auto Loans 7
Monthly Investor Report



Rolls-Royce
Motor Cars Limited

Reporting Date	Sept 11, 2019			
Payment Date	Sept 20, 2019			
Period No	23			
Monthly Period	Aug 31, 2019			
Interest Period	From	Aug 20, 2019	to	Sept 20, 2019 = 31 days

30. Ratings

		Fitch	S&P	Moody's	DBRS
Notes - current ratings					
	Class A	AAA	N/A	Aaa	N/A
	Class B	N/A	N/A	N/A	N/A

			Fitch	S&P	Moody's	DBRS	Trigger Breached
Transaction Parties - current ratings							
	BMW AG	long term	N/A	A+	A1	A high	no
		short term	N/A	A-1	P-1	N/A	no
Issuer Account Bank:	Bank of New York Mellon, Frankfurt Branch	long term	AA	N/A	Aa1	N/A	no
		short term	F1+	N/A	P-1	N/A	no
Swap Provider:	Skandinaviska Enskilda Banken AB (publ)	long term	AA-	N/A	Aa3	N/A	no
		short term	F1+	N/A	P-1	N/A	no
Calculation Agent:	Bank of New York Mellon, London Branch	long term	AA	N/A	Aa1	N/A	no
		short term	F1+	N/A	P-1	N/A	no
Trustee:	BNY Mellon Corporate Trustee Services Limited	long term	AA	N/A	Aa1	N/A	no
		short term	F1+	N/A	P-1	N/A	no

			Fitch	S&P	Moody's	DBRS
Transaction Parties - required ratings						
	BMW AG	long term	N/A	N/A	A2	N/A
		short term	N/A	N/A	P-1	N/A
Issuer Account Bank:	Bank of New York Mellon, Frankfurt Branch	long term	A	N/A	A2	N/A
		short term	F1	N/A	P-1	N/A
Swap Provider:	Skandinaviska Enskilda Banken AB (publ)	long term	A	N/A	A2	N/A
		short term	F1	N/A	P-1	N/A

Compartment German Auto Loans 7
Monthly Investor Report



Rolls-Royce
 Motor Cars Limited

Reporting Date	Sept 11, 2019		
Payment Date	Sept 20, 2019		
Period No	23		
Monthly Period	Aug 31, 2019		
Interest Period	From	Aug 20, 2019	to Sept 20, 2019 = 31 days

31. Swap Counterparty Data

Swap Counterparty Data	
Swap counterparty provider	Skandinaviska Enskilda Banken AB (publ)
Swap termination event	No

Swap Data	
Swap type	Fixed floating interest rate swap
Notional amount (in EUR)	363,446,038.89
Fixed rate (in %)	-0.2790
Floating rate (Euribor in %)	-0.4230
Net swap payments (in EUR) (- from SPV / + to SPV)	-47,884.02