



Bavarian Sky S.A., Compartment German Auto Loans 7

Monthly Investor Report - June 2019

**BMW
GROUP**



Rolls-Royce
Motor Cars Limited

Compartment German Auto Loans 7

Monthly Investor Report

**BMW
GROUP**



Rolls-Royce
Motor Cars Limited

Reporting Date	July 11, 2019
Payment Date	July 22, 2019
Period No	21
Monthly Period	June 30, 2019
Interest Period	From June 21, 2019 to July 22, 2019 = 31 days

Index

1. Contact Information
2. Reporting Contact Details
3. Counterparty History
4. Overview Dates
5. Portfolio Information
6. Reserves
7. Performance Data
8. Defaulted Amount & Recovery Amount
9. Defaulted Amount & Recovery Amount - Loan Level Data
10. Outstanding Note Balance
11. Original Principal Balance
12. Aggregate Principal Balance
13. Aggregate Outstanding Principal Balance
14. Down Payments
15. Borrower Concentration
16. Geographical Distribution
17. Car Type & Customer Group
18. Delinquencies
19. Seasoning
20. Remaining Term
21. Original Term
22. Vehicle Class
23. Payment Type
24. Interest Rates
25. Credit Type
26. Contracts per Customer
27. Amortisation
28. Priority of Payments
29. Transaction Costs
30. Ratings
31. Swap Counterparty Data

Compartment German Auto Loans 7
Monthly Investor Report

BMW
GROUP



Rolls-Royce
Motor Cars Limited

Reporting Date	July 11, 2019
Payment Date	July 22, 2019
Period No	21
Monthly Period	June 30, 2019
Interest Period	From June 21, 2019 to July 22, 2019 = 31 days

1. Contact Information

Transaction Parties

Issuer:

Bavarian Sky S.A.

Acting in respect of its Compartment German Auto Loans 7
2a, rue Nicolas Bové
L-1253 Luxembourg
Luxembourg
Attn.: Valérie Schleimer
valerie.schleimer@intertrustgroup.com
+352 26 4491

Corporate Administrator:

Intertrust (Luxembourg) S.à r.l.

6, Rue Eugène Ruppert
L-2453 Luxembourg
Luxembourg
Attn.: Valérie Schleimer
valerie.schleimer@intertrustgroup.com
+352 26 44 91

Originator/Servicer:

BMW Bank GmbH

Lilienthalallee 26
80939 Munich
Germany
Attn.: Antoun Zakhour
abs.bmwgroup@bmw.de
+49-89-382-61467
Attn.: Michael Dalchow
abs.bmwgroup@bmw.de
+49-89-382-53070

Compartment German Auto Loans 7
Monthly Investor Report

BMW
GROUP



Rolls-Royce
Motor Cars Limited

Reporting Date	July 11, 2019
Payment Date	July 22, 2019
Period No	21
Monthly Period	June 30, 2019
Interest Period	From June 21, 2019 to July 22, 2019 = 31 days

1. Contact Information

Transaction Parties

Calculation Agent/Paying Agent/

Bank of New York Mellon, London Branch

One Canada Square
E14 5AL London
United Kingdom
Attn.: Corporate Trust Administration
BNYM.structured.finance.team.8@bnymellon.com

Trustee:

BNY Mellon Corporate Trustee Services Limited

One Canada Square
E14 5AL London
United Kingdom
Attn.: Corporate Trust Administration
BNYM.structured.finance.team.8@bnymellon.com

Issuer Account Bank:

Bank of New York Mellon, Frankfurt Branch

Friedrich-Ebert-Anlage 49, Messeturm
60327 Frankfurt am Main
Germany
Attn.: Corporate Trust Administrator
BNYM.Structured.Finance.Team.8@bnymellon.com

Compartment German Auto Loans 7
Monthly Investor Report

BMW
GROUP



Rolls-Royce
Motor Cars Limited

Reporting Date	July 11, 2019
Payment Date	July 22, 2019
Period No	21
Monthly Period	June 30, 2019
Interest Period	From June 21, 2019 to July 22, 2019 = 31 days

1. Contact Information

Transaction Parties

Data Trustee:

Bank of New York Mellon, Frankfurt Branch

Friedrich-Ebert-Anlage 46, Messeturm
60327 Frankfurt am Main
Germany
Attn.: Corporate Trust Administration
BNYM.structured.finance.team.8@bnymellon.com

Swap Counterparty:

Skandinaviska Enskilda Banken AB (publ)

Kungsträdgårdsgatan 8
SE-106 40 Stockholm
Sweden
docunit@seb.se

Rating Agencies:

Fitch Ratings Ltd

30 North Colonnade, Canary Wharf
E14 5GN London
United Kingdom
ABSsurveillance@fitchratings.com

Moody's Investors Service Limited

One Canada Square, Canary Wharf
E14 5FH London
United Kingdom
monitor.abs@moodys.com

Compartment German Auto Loans 7
Monthly Investor Report

BMW
GROUP



Rolls-Royce
Motor Cars Limited

Reporting Date	July 11, 2019
Payment Date	July 22, 2019
Period No	21
Monthly Period	June 30, 2019
Interest Period	From June 21, 2019 to July 22, 2019 = 31 days

2. Reporting Contact Details

Contact for Servicer Report (Portfolio related information in Investor Report)

Contact for Investor Reporting:

BMW Bank GmbH

Lilienthalallee 26
80939 Munich
Germany
Attn.: Antoun Zakhour
abs.bmwgroup@bmw.de
+49-89-382-61467

Attn.: Michael Dalchow
abs.bmwgroup@bmw.de
+49-89-382-53070

Calculation Agent:

Bank of New York Mellon, London Branch

One Canada Square
E14 5AL London
United Kingdom
Attn. Corporate Trust Administration
BNYM.structured.finance.team.8@bnymellon.com

Compartment German Auto Loans 7
Monthly Investor Report

BMW
GROUP



Rolls-Royce
Motor Cars Limited

Reporting Date	July 11, 2019
Payment Date	July 22, 2019
Period No	21
Monthly Period	June 30, 2019
Interest Period	From June 21, 2019 to July 22, 2019 = 31 days

3. Counterparty History

Replacement Party to be added if applicable

Compartment German Auto Loans 7
Monthly Investor Report



Rolls-Royce
 Motor Cars Limited

Reporting Date	July 11, 2019		
Payment Date	July 22, 2019		
Period No	21		
Monthly Period	June 30, 2019		
Interest Period	From	June 21, 2019	to July 22, 2019 = 31 days

4. Overview Dates

Initial Cut-Off Date:	30/09/2017		
Issue Date:	18/10/2017	Legal Maturity Date:	20/10/2024
Reporting Date	11/07/2019		
Investor Reporting Date	18/07/2019		
Interest Determination Date	18/06/2019		
Reporting Frequency:	monthly		
Monthly Period No. (since Issue Date):	21	(since Issue Date)	
Payment Date:	22/07/2019		
Next Payment Date	20/08/2019		
Monthly Period:	01/06/2019	until	30/06/2019

Compartment German Auto Loans 7
Monthly Investor Report



Rolls-Royce
Motor Cars Limited

Reporting Date	July 11, 2019		
Payment Date	July 22, 2019		
Period No	21		
Monthly Period	June 30, 2019		
Interest Period	From	June 21, 2019	to July 22, 2019 = 31 days

5. Portfolio Information

	current period	prior period
Outstanding receivables in EUR	Aggregate outstanding principal balance	Aggregate outstanding principal balance
Beginning of period in EUR	527,610,747.97	553,881,905.27
Scheduled principal payments in EUR	16,281,913.14	15,850,016.22
Prepayment* principal in EUR	6,864,404.98	9,127,199.96
Prepayments* number of contracts	467	636
Repurchases* principal in EUR	681,974.41	1,092,300.75
Repurchases* number of contracts	45	59
Total principal collections in EUR	23,828,292.53	26,069,516.93
Total interest collections in EUR	1,343,477.99	1,409,658.76
Defaulted Amounts in EUR	313,280.11	439,713.54
Recoveries in EUR	186,962.51	238,073.17
Late Recoveries in EUR	49,645.87	42,582.07
End of Period in EUR	503,656,137.84	527,610,747.97
Current prepayment rate (annualised) in %	14.97	18.56

* Prepayments are defined as all contracts that are early settled by the borrower and repurchases are defined as all contracts that are repurchased due to modification of contract.

Compartment German Auto Loans 7
Monthly Investor Report



Rolls-Royce
Motor Cars Limited

Reporting Date	July 11, 2019				
Payment Date	July 22, 2019				
Period No	21				
Monthly Period	June 30, 2019				
Interest Period	From	June 21, 2019	to	July 22, 2019	= 31 days

6. Reserves

Aggregate outstanding notes balance

Initial outstanding notes balance in EUR 1,075,300,000.00

Cash Reserve	in EUR
Outstanding cash reserve beginning of period	5,380,000.00
Interest on cash reserve - previous period	0.00
Required cash reserve	5,380,000.00
Outstanding cash reserve end of period	5,380,000.00

Triggers*								
Reserves	Current ratio	Trigger	Required Rating BMW AG				Trigger Breach	
			Fitch	S&P	Moody's	DBRS		
Commingling Reserve			Long Term	A	N/A	A2	N/A	no
			Short Term	F1	N/A	P-1	N/A	no

* Breach of one of these triggers in conjunction with any other event as set out in the Servicing Agreement and / or the Receivables Purchase Agreement will oblige BMW Bank GmbH to post additional cash collateral. The Reserves will be adjusted on a monthly basis and shall be deposited in the Issuer Account and exclusively reserved to cover risks.

Commingling Reserve	in EUR
Outstanding Commingling Reserve end of period	0.00

Set-Off Risk (current ratio): 0,01%

Compartment German Auto Loans 7
Monthly Investor Report



Rolls-Royce
 Motor Cars Limited

Reporting Date	July 11, 2019		
Payment Date	July 22, 2019		
Period No	21		
Monthly Period	June 30, 2019		
Interest Period	From	June 21, 2019	to July 22, 2019 = 31 days

7. Performance Data

Aggregate outstanding notes balance

Beginning of period (in EUR)	490,232,271.28
End of period (in EUR)	465,132,605.41

Ratios

31- 60 days past due	(in EUR)	(in %)
31- 60 days past due period before previous period	847,997.50	0.15
31- 60 days past due previous period	1,175,322.49	0.22
31- 60 days past due current period	982,128.55	0.19

61- 90 days past due	(in EUR)	(in %)
61- 90 days past due period before previous period	454,220.73	0.08
61- 90 days past due previous period	297,932.42	0.06
61- 90 days past due current period	473,034.62	0.09

Cumulative net loss ratio	Current ratio
Cumulative net loss ratio (in %)	0.22

Compartment German Auto Loans 7
Monthly Investor Report



Rolls-Royce
 Motor Cars Limited

Reporting Date	July 11, 2019		
Payment Date	July 22, 2019		
Period No	21		
Monthly Period	June 30, 2019		
Interest Period	From	June 21, 2019	to July 22, 2019 = 31 days

7. Performance Data

Performance data	
Number of contracts being 31 - 60 days delinquent	56
Number of contracts being 61 - 90 days delinquent	24
Balance of contracts being 31 - 60 days delinquent (in EUR)	982,128.55
Balance of contracts being 61 - 90 days delinquent (in EUR)	473,034.62
Defaulted amounts (in EUR)	313.280
Cumulative defaulted amounts (in EUR)	5.059.638
Recoveries (in EUR)	186,962.51
Cumulative recoveries (in EUR)	2,685,942.70

Compartment German Auto Loans 7
Monthly Investor Report



Rolls-Royce
Motor Cars Limited

Reporting Date	July 11, 2019		
Payment Date	July 22, 2019		
Period No	21		
Monthly Period	June 30, 2019		
Interest Period	From	June 21, 2019	to July 22, 2019 = 31 days

8. Defaulted Amount & Recovery Amount

(as at end of Monthly Period)

Collection Period	No. of Defaulted Agreements in Collection Period	Defaulted Amount in Collection Period (in EUR)	Cumulative Defaulted Amount since Initial Cut-Off Date (in EUR)	Cumulative Amount of Purchased Receivables (in EUR)	Cumulative Default Ratio (in %)	Recovery Amount in Collection Period (in EUR)	Cumulative Recoveries since Initial Cut-Off Date (in EUR)	Cumulative Net Losses (in EUR)	Cumulative Net Loss Ratio (in %)
Sept - 17	0	n/a	n/a	1,075,299,885.00	n/a	n/a	n/a	n/a	n/a
Oct - 17	12	62.01	62.01	1,075,299,885.00	0.00	0.00	0.00	62.00	0.00
Nov - 17	18	79.32	141.33	1,075,299,885.00	0.00	0.00	0.00	141.00	0.00
Dec - 17	17	65.10	206.43	1,075,299,885.00	0.00	0.00	0.00	206.00	0.00
Jan - 18	20	87,506.96	87,713.39	1,075,299,885.00	0.01	51,683.18	51,683.18	36,030.00	0.00
Feb - 18	18	84,172.99	171,886.38	1,075,299,885.00	0.02	61,520.07	113,203.25	58,683.00	0.01
Mar - 18	14	129,057.18	300,943.56	1,075,299,885.00	0.03	61,859.37	175,062.62	125,881.00	0.01
Apr - 18	22	83,113.92	384,057.48	1,075,299,885.00	0.04	41,694.28	216,756.90	167,301.00	0.02
May - 18	24	267,416.46	651,473.94	1,075,299,885.00	0.06	114,363.34	331,120.24	320,354.00	0.03
June - 18	25	327,360.95	978,834.89	1,075,299,885.00	0.09	162,353.97	493,474.21	485,361.00	0.05
July - 18	20	245,137.39	1,223,972.28	1,075,299,885.00	0.11	136,969.99	630,444.20	593,528.00	0.06
Aug - 18	34	471,551.50	1,695,523.78	1,075,299,885.00	0.16	269,691.87	900,136.07	795,388.00	0.07
Sept - 18	24	368,588.76	2,064,112.54	1,075,299,885.00	0.19	222,746.68	1,122,882.75	941,230.00	0.09
Oct - 18	37	416,112.35	2,480,224.89	1,075,299,885.00	0.23	240,505.93	1,363,388.68	1,116,836.00	0.10
Nov - 18	31	236,693.50	2,716,918.39	1,075,299,885.00	0.25	113,001.36	1,476,390.04	1,240,528.00	0.12
Dec - 18	20	317,952.16	3,034,870.55	1,075,299,885.00	0.28	109,040.43	1,585,430.47	1,449,440.00	0.13
Jan - 19	37	253,107.72	3,287,978.27	1,075,299,885.00	0.31	132,610.79	1,718,041.26	1,569,937.00	0.15
Feb - 19	28	207,238.41	3,495,216.68	1,075,299,885.00	0.33	94,566.91	1,812,608.17	1,682,609.00	0.16
Mar - 19	39	473,376.34	3,968,593.02	1,075,299,885.00	0.37	283,971.38	2,096,579.55	1,872,013.00	0.17
Apr - 19	35	338,051.22	4,306,644.24	1,075,299,885.00	0.40	164,327.47	2,260,907.02	2,045,737.00	0.19
May - 19	49	439,713.54	4,746,357.78	1,075,299,885.00	0.44	238,073.17	2,498,980.19	2,247,378.00	0.21
June - 19	19	313,280.11	5,059,637.89	1,075,299,885.00	0.47	186,962.51	2,685,942.70	2,373,695.00	0.22

Compartment German Auto Loans 7
Monthly Investor Report



Rolls-Royce
Motor Cars Limited

Reporting Date	July 11, 2019		
Payment Date	July 22, 2019		
Period No	21		
Monthly Period	June 30, 2019		
Interest Period	From	June 21, 2019	to July 22, 2019 = 31 days

9. Defaulted Amount & Recovery Amount - Loan Level Data*

	Month / Year of Default	Month / Year of Loan Origination	Principal Balance (Initial in EUR)	Principal Balance of Loan at Default (in EUR)	Recovery Total (in EUR)	Principal Balance End of Period (in EUR)	Object Type (new / used)	Vehicle Series	Customer Type (private / commercial)	Out of Deal (Month / Year)
1	Jan - 18	Sept - 14	16,351.13	16,351.13	12,044.87	4,306.26	Used	5 Series	Commercial	
2	Jan - 18	Feb - 16	15,652.00	15,652.00	8,583.73	7,068.27	Used	X1 Series	Commercial	
3	Jan - 18	May - 17	38,255.90	37,796.02	37,796.02	0.00	Used	5 Series	Commercial	
4	Feb - 18	July - 16	26,755.60	26,145.58	18,020.29	8,125.29	Used	5 Series	Commercial	
5	Feb - 18	Feb - 17	9,447.90	9,295.57	8,097.14	1,198.43	Used	Other BMW Group	Private	
6	Feb - 18	Aug - 16	12,385.40	361.40	-12.84	374.24	Used	MINI	Commercial	
7	Mar - 18	June - 17	7,754.36	7,672.08	7,672.08	0.00	New	3 Series	Commercial	
8	Mar - 18	Feb - 17	27,414.41	12,056.53	888.06	11,168.47	Used	5 Series	Commercial	
9	Mar - 18	June - 17	61,865.07	61,865.07	16,004.71	45,860.36	New	7 Series	Commercial	
10	Apr - 18	May - 17	33,020.68	16,725.26	1,501.13	15,224.13	Used	5 Series	Commercial	
11	May - 18	Jan - 16	21,138.17	20,707.29	12,795.45	7,911.84	New	2 Series	Commercial	
12	May - 18	Mar - 17	25,856.04	12,152.61	0.00	12,152.61	Used	X5 Series	Commercial	
13	May - 18	Mar - 17	66,717.12	66,557.12	51,279.48	15,277.64	New	X6 Series	Commercial	
14	May - 18	Apr - 16	20,929.31	20,385.90	12,193.09	8,192.81	New	2 Series	Commercial	
15	May - 18	June - 17	18,307.55	17,407.53	13,418.87	3,988.66	Used	7 Series	Commercial	
16	May - 18	Feb - 17	10,502.59	9,919.52	7,171.80	2,747.72	Used	MINI	Private	
17	May - 18	May - 17	51,041.47	19,980.05	-59.93	20,039.98	Used	X6 Series	Commercial	
18	May - 18	June - 17	37,045.24	34,446.44	19,156.74	15,289.70	Used	7 Series	Commercial	
19	May - 18	Sept - 15	18,305.20	16,940.56	11,761.26	5,179.30	New	1 Series	Private	
20	May - 18	Feb - 17	23,033.85	20,900.66	16,415.17	4,485.49	New	3 Series	Commercial	
21	June - 18	June - 16	24,340.07	23,322.85	16,856.57	6,466.28	Used	X5 Series	Commercial	
22	June - 18	Dec - 15	28,372.42	25,452.38	0.00	25,452.38	Used	X3 Series	Commercial	
23	June - 18	Dec - 16	26,532.31	25,907.47	12,598.12	13,309.35	Used	1 Series	Commercial	
24	June - 18	June - 17	23,633.84	22,611.14	12,624.08	9,987.06	Used	X3 Series	Private	
25	June - 18	May - 17	35,563.19	34,218.47	34,218.47	0.00	Used	4 Series	Commercial	
26	June - 18	May - 16	35,814.39	33,496.35	19,435.00	14,061.35	New	2 Series	Private	
27	June - 18	Nov - 14	23,535.49	23,085.05	2,993.07	20,091.98	Used	5 Series	Commercial	
28	July - 18	Mar - 17	19,927.47	19,346.42	19,346.42	0.00	New	3 Series	Commercial	
29	July - 18	Mar - 17	34,988.88	34,586.11	18,403.94	16,182.17	Used	5 Series	Commercial	
30	July - 18	Jan - 17	28,522.72	28,007.56	0.00	28,007.56	Used	X5 Series	Commercial	
31	July - 18	June - 14	13,592.72	12,259.74	5,990.07	6,269.67	Used	1 Series	Commercial	
32	July - 18	July - 16	28,419.61	28,114.57	0.00	28,114.57	New	MINI	Commercial	
33	July - 18	May - 16	34,023.99	30,600.34	13,450.45	17,149.89	Used	7 Series	Commercial	
34	Aug - 18	Aug - 15	24,999.79	23,017.72	17,680.97	5,336.75	New	2 Series	Private	
35	Aug - 18	Apr - 15	962.41	726.59	192.44	534.15	Used	Non BMW Group (incl. Motorcycles)	Private	
36	Aug - 18	Apr - 17	16,845.57	16,217.29	0.00	16,217.29	Used	X5 Series	Commercial	

Compartment German Auto Loans 7
Monthly Investor Report



Rolls-Royce
 Motor Cars Limited

Reporting Date	July 11, 2019		
Payment Date	July 22, 2019		
Period No	21		
Monthly Period	June 30, 2019		
Interest Period	From	June 21, 2019	to July 22, 2019 = 31 days

9. Defaulted Amount & Recovery Amount - Loan Level Data*

	Month / Year of Default	Month / Year of Loan Origination	Principal Balance (Initial in EUR)	Principal Balance of Loan at Default (in EUR)	Recovery Total (in EUR)	Principal Balance End of Period (in EUR)	Object Type (new / used)	Vehicle Series	Customer Type (private / commercial)	Out of Deal (Month / Year)
37	Aug - 18	Nov - 16	36,644.59	33,513.92	19,222.23	14,291.69	Used	5 Series	Commercial	
38	Aug - 18	Mar - 17	10,482.03	9,302.52	5,869.68	3,432.84	Used	1 Series	Commercial	
39	Aug - 18	May - 17	25,352.83	19,045.67	19,045.67	0.00	Used	5 Series	Commercial	
40	Aug - 18	July - 16	73,943.14	70,559.52	44,635.44	25,924.08	New	7 Series	Commercial	
41	Aug - 18	Sept - 13	17,269.90	15,987.38	9,760.00	6,227.38	Used	3 Series	Private	
42	Aug - 18	Dec - 16	52,254.96	49,582.81	35,265.10	14,317.71	New	Non BMW Group (incl. Motorcycles)	Commercial	
43	Aug - 18	Mar - 17	14,042.31	13,825.55	0.00	13,825.55	Used	Non BMW Group (incl. Motorcycles)	Commercial	
44	Aug - 18	Oct - 16	50,943.75	48,088.32	27,713.71	20,374.61	New	X4 Series	Commercial	
45	Aug - 18	May - 16	36,849.12	33,470.06	27,691.12	5,778.94	New	3 Series	Commercial	
46	Aug - 18	Jan - 15	1,348.70	238.79	238.79	0.00	Used	MINI	Private	
47	Aug - 18	June - 12	22,127.86	20,890.96	4,438.92	16,452.04	Used	X5 Series	Commercial	
48	Aug - 18	June - 17	15,492.00	15,149.88	7,128.45	8,021.43	Used	3 Series	Commercial	
49	Aug - 18	Feb - 17	22,045.68	19,961.05	13,020.83	6,940.22	Used	3 Series	Private	
50	Sept - 18	Feb - 16	23,789.44	21,268.29	12,380.90	8,887.39	Used	3 Series	Commercial	
51	Sept - 18	Apr - 17	30,861.96	30,074.79	28,971.31	1,103.48	Used	4 Series	Private	
52	Sept - 18	Nov - 14	10,964.80	1,876.72	-114.56	1,991.28	New	3 Series	Commercial	
53	Sept - 18	Jan - 17	17,266.21	15,587.24	8,331.95	7,255.29	Used	3 Series	Commercial	
54	Sept - 18	Dec - 16	27,134.97	25,521.34	11,103.59	14,417.75	Used	X3 Series	Commercial	
55	Sept - 18	Apr - 17	40,651.37	37,478.29	28,030.52	9,447.77	New	Non BMW Group (incl. Motorcycles)	Commercial	
56	Sept - 18	May - 15	12,381.23	1,639.44	-1,581.39	3,220.83	Used	5 Series	Commercial	
57	Sept - 18	Mar - 17	35,948.64	33,707.15	19,804.65	13,902.50	New	X1 Series	Commercial	
58	Sept - 18	July - 16	17,900.94	16,271.01	0.00	16,271.01	Used	X5 Series	Commercial	
59	Sept - 18	Mar - 17	39,928.94	38,639.19	0.00	38,639.19	Used	7 Series	Commercial	
60	Oct - 18	Jan - 17	13,430.72	12,385.79	5,873.82	6,511.97	Used	Non BMW Group (incl. Motorcycles)	Commercial	
61	Oct - 18	Feb - 17	20,573.50	18,460.91	11,167.07	7,293.84	Used	MINI	Private	
62	Oct - 18	Feb - 17	27,603.66	8,701.87	-78.77	8,780.64	New	X1 Series	Commercial	
63	Oct - 18	Mar - 16	6,183.18	2,086.32	2,086.32	0.00	Used	Non BMW Group (incl. Motorcycles)	Private	
64	Oct - 18	Mar - 17	39,194.73	38,167.88	27,782.27	10,385.61	New	4 Series	Commercial	
65	Oct - 18	Oct - 16	29,281.64	24,521.37	20,607.27	3,914.10	Used	7 Series	Commercial	
66	Oct - 18	Mar - 15	13,169.45	13,169.45	0.00	13,169.45	New	1 Series	Private	
67	Oct - 18	Apr - 17	43,365.26	39,880.05	28,337.26	11,542.79	New	Non BMW Group (incl. Motorcycles)	Commercial	
68	Oct - 18	Nov - 13	27,226.06	10,913.85	-111.68	11,025.53	Used	5 Series	Commercial	
69	Oct - 18	Apr - 17	34,672.56	33,209.52	18,084.32	15,125.20	New	2 Series	Commercial	
70	Nov - 18	June - 17	28,132.42	19,411.55	0.00	19,411.55	New	4 Series	Commercial	
71	Nov - 18	Apr - 15	3,286.87	410.55	410.55	0.00	Used	Non BMW Group (incl. Motorcycles)	Commercial	
72	Nov - 18	Apr - 15	11,277.93	8,532.81	2,459.52	6,073.29	New	MINI	Private	

Compartment German Auto Loans 7
Monthly Investor Report



Rolls-Royce
Motor Cars Limited

Reporting Date	July 11, 2019				
Payment Date	July 22, 2019				
Period No	21				
Monthly Period	June 30, 2019				
Interest Period	From	June 21, 2019	to	July 22, 2019	= 31 days

9. Defaulted Amount & Recovery Amount - Loan Level Data*

	Month / Year of Default	Month / Year of Loan Origination	Principal Balance (Initial in EUR)	Principal Balance of Loan at Default (in EUR)	Recovery Total (in EUR)	Principal Balance End of Period (in EUR)	Object Type (new / used)	Vehicle Series	Customer Type (private / commercial)	Out of Deal (Month / Year)
73	Nov - 18	June - 17	28,721.22	25,245.75	14,454.02	10,791.73	Used	X5 Series	Private	
74	Nov - 18	May - 17	14,983.47	14,829.76	11,830.00	3,046.49	New	Other BMW Group	Private	
75	Nov - 18	Feb - 17	19,903.16	19,342.05	0.00	19,342.05	Used	X3 Series	Private	
76	Dec - 18	June - 17	20,764.48	18,819.41	15,135.96	3,683.45	Used	5 Series	Private	
77	Dec - 18	May - 17	29,178.48	21,981.81	21,981.81	0.00	Used	7 Series	Commercial	
78	Dec - 18	May - 14	2,499.54	1,554.37	682.92	871.45	Used	Non BMW Group (incl. Motorcycles)	Private	
79	Dec - 18	Oct - 16	49,043.72	45,194.50	33,962.02	11,232.48	New	2 Series	Commercial	
80	Dec - 18	Sept - 13	10,133.43	8,795.55	2,960.21	5,835.34	Used	MINI	Commercial	
81	Dec - 18	July - 15	25,141.85	21,795.24	13,790.77	8,004.47	New	2 Series	Private	
82	Dec - 18	Sept - 16	46,956.82	44,743.91	0.00	44,899.64	New	4 Series	Commercial	
83	Dec - 18	June - 17	76,861.51	68,784.19	27,367.16	41,417.03	New	5 Series	Commercial	
84	Dec - 18	Apr - 15	12,721.07	11,603.67	0.00	11,603.67	Used	1 Series	Private	
85	Dec - 18	May - 14	27,334.10	24,644.53	0.00	24,644.53	Used	X6 Series	Private	
86	Jan - 19	May - 17	19,787.47	18,397.85	0.00	18,397.85	Used	1 Series	Private	
87	Jan - 19	Oct - 15	10,421.90	8,647.75	8,010.60	637.15	Used	1 Series	Commercial	
88	Jan - 19	Feb - 17	12,958.05	9,890.86	5,666.94	4,223.92	Used	Non BMW Group (incl. Motorcycles)	Commercial	
89	Jan - 19	Feb - 17	31,982.53	29,736.84	0.00	29,736.84	Used	7 Series	Commercial	
90	Jan - 19	Nov - 16	23,753.51	11,899.67	196.21	11,703.46	New	2 Series	Private	
91	Jan - 19	Jan - 15	17,225.98	14,746.15	14,746.15	0.00	Used	MINI	Private	
92	Jan - 19	Jan - 17	10,254.95	6,028.79	6,028.79	0.00	Used	1 Series	Private	
93	Jan - 19	Apr - 17	17,964.30	14,568.40	9,768.94	4,799.46	Used	X1 Series	Private	
94	Jan - 19	Mar - 17	22,839.49	21,087.77	13,047.80	8,039.97	New	MINI	Commercial	
95	Jan - 19	Dec - 15	7,603.49	6,888.56	2,986.51	3,902.05	New	Non BMW Group (incl. Motorcycles)	Commercial	
96	Jan - 19	Nov - 16	13,749.59	12,764.39	0.00	12,794.13	New	MINI	Private	
97	Feb - 19	May - 17	39,995.67	34,454.72	16,848.08	17,606.64	Used	5 Series	Commercial	
98	Feb - 19	July - 15	20,460.64	18,575.16	7,252.55	11,322.61	Used	1 Series	Private	
99	Feb - 19	Mar - 17	15,275.58	6,892.99	0.00	6,892.99	Used	MINI	Commercial	
100	Feb - 19	Nov - 16	17,796.82	15,883.03	9,783.15	6,099.88	New	3 Series	Commercial	
101	Feb - 19	May - 17	2,691.94	1,695.13	1,000.00	695.13	Used	3 Series	Commercial	
102	Feb - 19	July - 15	2,676.73	778.17	778.17	0.00	Used	MINI	Private	
103	Feb - 19	Nov - 16	28,774.12	25,291.52	14,925.34	10,366.18	New	3 Series	Commercial	
104	Feb - 19	Sept - 16	20,979.10	19,508.87	13,831.03	5,677.84	New	3 Series	Commercial	
105	Feb - 19	July - 15	26,544.50	23,255.73	4,910.36	18,345.37	New	2 Series	Private	
106	Mar - 19	Apr - 17	21,236.40	18,865.01	10,623.49	8,241.52	Used	Non BMW Group (incl. Motorcycles)	Commercial	
107	Mar - 19	Aug - 15	13,139.33	1,968.15	1,968.15	0.00	Used	1 Series	Private	
108	Mar - 19	Mar - 17	12,680.13	10,942.52	8,800.00	2,169.68	Used	1 Series	Private	

Compartment German Auto Loans 7

Monthly Investor Report



Rolls-Royce
Motor Cars Limited

Reporting Date	July 11, 2019		
Payment Date	July 22, 2019		
Period No	21		
Monthly Period	June 30, 2019		
Interest Period	From	June 21, 2019	to July 22, 2019 = 31 days

9. Defaulted Amount & Recovery Amount - Loan Level Data*

	Month / Year of Default	Month / Year of Loan Origination	Principal Balance (Initial in EUR)	Principal Balance of Loan at Default (in EUR)	Recovery Total (in EUR)	Principal Balance End of Period (in EUR)	Object Type (new / used)	Vehicle Series	Customer Type (private / commercial)	Out of Deal (Month / Year)
109	Mar - 19	May - 17	47,695.94	41,509.08	23,024.60	18,484.48	New	X1 Series	Commercial	
110	Mar - 19	Feb - 17	8,780.57	7,596.87	0.00	7,596.87	Used	MINI	Commercial	
111	Mar - 19	Feb - 16	19,464.00	3,702.92	-224.96	3,927.88	Used	5 Series	Commercial	
112	Mar - 19	June - 17	40,967.63	36,937.11	10,287.35	26,649.76	New	2 Series	Private	
113	Mar - 19	Apr - 14	23,700.61	17,307.23	11,211.72	6,095.51	Used	7 Series	Commercial	
114	Mar - 19	Mar - 17	84,148.63	72,738.57	41,932.77	30,805.80	New	X5 Series	Commercial	
115	Mar - 19	Nov - 15	15,878.54	12,487.51	10,336.13	2,151.38	Used	5 Series	Commercial	
116	Mar - 19	Apr - 17	32,869.57	27,691.71	15,825.44	11,866.27	Used	3 Series	Commercial	
117	Mar - 19	Oct - 15	10,072.52	7,998.19	7,951.22	46.97	Used	MINI	Private	
118	Mar - 19	Feb - 17	30,657.27	28,858.11	13,080.63	15,777.48	New	2 Series	Commercial	
119	Mar - 19	June - 17	21,633.42	19,505.74	7,900.00	11,605.74	Used	5 Series	Private	
120	Mar - 19	June - 17	10,558.38	8,288.29	7,608.69	679.60	Used	MINI	Private	
121	Mar - 19	Mar - 17	19,314.80	17,451.16	11,547.86	5,903.30	New	1 Series	Commercial	
122	Mar - 19	Feb - 16	38,517.19	35,260.99	23,641.87	11,619.12	New	1 Series	Commercial	
123	Mar - 19	June - 17	27,451.10	22,903.83	15,023.39	7,880.44	Used	5 Series	Commercial	
124	Apr - 19	May - 17	26,858.21	22,979.72	14,861.58	8,118.14	Used	5 Series	Commercial	
125	Apr - 19	May - 17	28,372.04	24,026.08	16,625.16	7,400.92	Used	7 Series	Commercial	
126	Apr - 19	Sept - 15	54,212.19	4,900.88	2,515.34	2,385.54	New	X6 Series	Commercial	
127	Apr - 19	Dec - 16	25,185.80	24,256.90	12,955.06	11,301.84	New	3 Series	Commercial	
128	Apr - 19	Mar - 17	46,717.50	39,134.37	18,400.01	20,734.36	New	4 Series	Commercial	
129	Apr - 19	Sept - 16	14,320.79	13,398.30	0.00	13,398.30	Used	Non BMW Group (incl. Motorcycles)	Commercial	
130	Apr - 19	Sept - 16	37,005.06	31,095.19	0.00	31,095.19	New	5 Series	Commercial	
131	Apr - 19	Feb - 17	13,956.26	12,185.99	4,389.53	7,796.46	Used	3 Series	Private	
132	Apr - 19	Mar - 17	19,345.54	16,354.78	10,326.70	6,028.08	Used	5 Series	Commercial	
133	Apr - 19	June - 17	68,976.15	61,070.90	47,035.21	14,035.69	New	3 Series	Commercial	
134	Apr - 19	June - 17	36,061.97	33,276.79	23,170.40	10,106.39	Used	X5 Series	Commercial	
135	Apr - 19	Dec - 16	16,462.21	14,010.80	11,532.88	2,477.92	Used	Non BMW Group (incl. Motorcycles)	Commercial	
136	May - 19	Apr - 17	30,779.68	25,869.83	19,099.44	6,770.39	New	5 Series	Commercial	
137	May - 19	Feb - 16	28,012.41	20,228.97	14,911.15	5,317.82	Used	X6 Series	Commercial	
138	May - 19	Oct - 13	16,570.07	12,821.23	0.00	12,821.23	Used	Non BMW Group (incl. Motorcycles)	Commercial	
139	May - 19	Oct - 15	19,932.95	15,989.37	15,989.37	0.00	New	1 Series	Private	
140	May - 19	Mar - 17	24,173.67	8,760.60	0.00	8,760.60	New	2 Series	Commercial	
141	May - 19	Sept - 16	26,068.39	22,258.71	12,820.37	9,438.34	Used	5 Series	Commercial	
142	May - 19	Oct - 15	11,071.17	8,077.62	250.00	7,827.62	Used	1 Series	Commercial	
143	May - 19	Jan - 16	40,309.50	33,056.88	18,794.19	14,262.69	Used	X5 Series	Commercial	
144	May - 19	Mar - 17	20,688.97	16,111.75	11,644.89	4,466.86	Used	MINI	Private	

Compartment German Auto Loans 7
Monthly Investor Report



Rolls-Royce
Motor Cars Limited

Reporting Date	July 11, 2019		
Payment Date	July 22, 2019		
Period No	21		
Monthly Period	June 30, 2019		
Interest Period	From	June 21, 2019	to July 22, 2019 = 31 days

9. Defaulted Amount & Recovery Amount - Loan Level Data*

	Month / Year of Default	Month / Year of Loan Origination	Principal Balance (Initial in EUR)	Principal Balance of Loan at Default (in EUR)	Recovery Total (in EUR)	Principal Balance End of Period (in EUR)	Object Type (new / used)	Vehicle Series	Customer Type (private / commercial)	Out of Deal (Month / Year)
145	May - 19	June - 17	66,804.97	58,856.45	36,863.82	21,992.63	Used	7 Series	Commercial	
146	May - 19	Mar - 16	21,700.02	14,128.09	0.00	14,128.09	New	5 Series	Commercial	
147	May - 19	Mar - 16	15,689.13	13,076.27	9,351.22	3,725.05	Used	3 Series	Private	
148	May - 19	Feb - 17	33,768.80	23,575.42	0.00	23,575.42	New	2 Series	Commercial	
149	May - 19	Apr - 14	13,800.42	8,807.20	6,218.63	2,588.57	Used	3 Series	Private	
150	May - 19	Apr - 17	31,668.69	27,883.20	8,439.87	19,443.33	Used	5 Series	Commercial	
151	May - 19	June - 17	16,619.74	12,517.87	11,701.74	816.13	Used	3 Series	Private	
152	May - 19	June - 17	9,853.65	6,158.95	6,158.95	0.00	Used	3 Series	Private	
153	May - 19	Oct - 16	10,901.05	9,462.32	5,714.29	3,748.03	Used	1 Series	Commercial	
154	May - 19	May - 17	15,029.13	6,742.60	0.00	6,742.60	Used	1 Series	Commercial	
155	May - 19	Mar - 17	55,475.90	52,614.69	33,696.87	18,917.82	New	X6 Series	Commercial	
156	June - 19	Apr - 17	52,954.53	48,447.28	0.00	48,447.28	New	X4 Series	Commercial	
157	June - 19	Jan - 17	77,289.71	66,841.86	45,803.92	21,037.94	New	X5 Series	Commercial	
158	June - 19	June - 16	25,251.94	21,273.11	15,479.22	5,793.89	Used	3 Series	Private	
159	June - 19	Oct - 13	3,955.64	1,414.56	0.00	1,414.56	Used	MINI	Private	
160	June - 19	Apr - 17	8,579.06	5,095.03	3,134.05	1,960.98	Used	Non BMW Group (incl. Motorcycles)	Commercial	
161	June - 19	Feb - 17	31,133.81	25,498.25	16,705.61	8,792.64	New	MINI	Commercial	
162	June - 19	June - 17	25,662.42	22,235.92	13,252.96	8,982.96	New	2 Series	Commercial	
163	June - 19	Oct - 16	15,933.43	13,907.35	0.00	13,907.35	Used	3 Series	Private	
164	June - 19	Oct - 16	31,231.14	23,768.78	15,561.78	8,207.00	Used	X6 Series	Commercial	
165	Jan - 18	June - 17	4,814.49	4,678.96	4,071.21	607.75	Used	3 Series	Private	Apr - 18
166	Feb - 18	Jan - 17	13,015.36	13,015.36	10,496.32	2,519.04	Used	3 Series	Commercial	May - 18
167	Feb - 18	Apr - 16	18,392.34	18,392.34	15,624.13	2,768.21	New	1 Series	Private	May - 18
168	Mar - 18	Jan - 15	10,760.66	10,449.98	8,565.78	1,884.20	Used	3 Series	Commercial	June - 18
169	Apr - 18	May - 17	24,462.11	23,731.53	19,098.67	4,632.86	Used	3 Series	Private	June - 18
170	Mar - 18	Apr - 17	19,078.09	18,976.67	14,008.04	4,968.63	New	Non BMW Group (incl. Motorcycles)	Private	July - 18
171	Apr - 18	Mar - 15	18,533.65	17,307.68	14,417.98	2,889.70	New	2 Series	Private	July - 18
172	Apr - 18	Aug - 14	24,408.07	24,036.89	11,022.31	13,014.58	Used	5 Series	Private	July - 18
173	May - 18	June - 17	24,350.95	23,473.04	17,297.11	6,175.93	Used	5 Series	Commercial	July - 18
174	Feb - 18	Sept - 15	16,194.30	15,610.51	13,297.19	2,313.32	Used	Non BMW Group (incl. Motorcycles)	Commercial	Sept - 18
175	June - 18	Mar - 15	15,739.18	14,359.05	13,286.97	1,072.08	New	1 Series	Private	Sept - 18
176	June - 18	June - 17	15,118.31	14,731.56	9,656.29	5,075.27	New	Other BMW Group	Commercial	Sept - 18
177	June - 18	Mar - 17	38,982.54	38,982.54	20,803.51	18,179.03	New	2 Series	Commercial	Sept - 18
178	June - 18	Nov - 16	11,659.49	10,879.98	8,180.68	2,699.30	Used	1 Series	Commercial	Sept - 18
179	June - 18	Feb - 17	59,638.45	57,561.06	27,451.01	30,110.05	Used	X5 Series	Commercial	Sept - 18
180	Julv - 18	Feb - 17	9,052.80	8,479.86	7,647.61	832.25	Used	MINI	Private	Oct - 18

Compartment German Auto Loans 7

Monthly Investor Report



Rolls-Royce
Motor Cars Limited

Reporting Date	July 11, 2019		
Payment Date	July 22, 2019		
Period No	21		
Monthly Period	June 30, 2019		
Interest Period	From	June 21, 2019	to July 22, 2019 = 31 days

9. Defaulted Amount & Recovery Amount - Loan Level Data*

	Month / Year of Default	Month / Year of Loan Origination	Principal Balance (Initial in EUR)	Principal Balance of Loan at Default (in EUR)	Recovery Total (in EUR)	Principal Balance End of Period (in EUR)	Object Type (new / used)	Vehicle Series	Customer Type (private / commercial)	Out of Deal (Month / Year)
181	July - 18	Mar - 17	15,313.68	14,307.17	12,872.79	1,478.44	Used	5 Series	Private	Oct - 18
182	Oct - 18	July - 15	1,971.95	201.26	69.03	132.23	Used	3 Series	Commercial	Oct - 18
183	July - 18	May - 14	14,901.11	13,229.46	5,748.71	7,480.75	Used	X3 Series	Commercial	Nov - 18
184	Aug - 18	June - 15	10,989.03	9,668.44	8,141.25	1,527.19	Used	X1 Series	Private	Nov - 18
185	Aug - 18	Feb - 17	23,195.92	22,058.54	13,179.72	8,878.82	New	1 Series	Commercial	Nov - 18
186	Aug - 18	Mar - 17	11,986.15	10,957.18	6,438.78	4,518.40	Used	3 Series	Commercial	Nov - 18
187	Aug - 18	May - 17	39,153.99	37,763.60	27,626.95	10,136.65	Used	X5 Series	Commercial	Nov - 18
188	Nov - 18	June - 15	12,502.56	141.10	-14.46	155.56	New	1 Series	Commercial	Nov - 18
189	Sept - 18	Mar - 17	33,303.60	30,219.35	23,885.80	6,429.96	New	5 Series	Private	Dec - 18
190	Sept - 18	Mar - 17	17,009.38	13,744.14	11,997.82	1,746.32	Used	5 Series	Commercial	Dec - 18
191	Sept - 18	July - 15	40,884.88	35,768.54	26,832.32	8,936.22	New	5 Series	Private	Dec - 18
192	Oct - 18	May - 17	32,130.31	29,069.80	20,670.87	8,398.93	New	5 Series	Commercial	Dec - 18
193	Oct - 18	Sept - 16	27,162.94	24,516.57	15,336.62	9,179.95	Used	5 Series	Commercial	Dec - 18
194	Oct - 18	May - 17	16,627.65	14,360.64	7,705.82	6,654.82	Used	5 Series	Commercial	Dec - 18
195	Oct - 18	Aug - 15	26,890.77	24,307.82	12,779.87	11,527.95	New	3 Series	Commercial	Dec - 18
196	Oct - 18	May - 16	35,716.67	32,535.22	23,132.20	9,403.02	Used	7 Series	Commercial	Dec - 18
197	Dec - 18	Feb - 16	52,362.56	199.51	139.42	60.09	New	4 Series	Commercial	Dec - 18
198	Sept - 18	May - 17	29,940.66	27,978.20	18,830.42	9,147.78	Used	5 Series	Commercial	Jan - 19
199	Oct - 18	May - 17	17,794.18	15,231.08	9,212.84	6,018.24	Used	1 Series	Commercial	Jan - 19
200	Oct - 18	May - 14	18,857.56	15,632.97	13,045.17	2,587.80	Used	X6 Series	Commercial	Jan - 19
201	Oct - 18	Dec - 13	28,231.92	23,963.79	15,551.88	8,411.91	Used	X3 Series	Commercial	Jan - 19
202	Oct - 18	Nov - 16	14,094.98	12,444.44	10,265.14	2,179.30	Used	1 Series	Commercial	Jan - 19
203	Nov - 18	May - 17	23,976.65	22,169.34	15,035.01	7,134.33	Used	3 Series	Private	Jan - 19
204	Jan - 18	June - 13	12,963.55	12,963.55	12,838.96	124.59	Used	5 Series	Private	Feb - 19
205	Oct - 18	Mar - 17	27,208.02	24,486.52	15,881.39	8,605.13	Used	3 Series	Private	Feb - 19
206	Nov - 18	Jan - 17	24,695.49	23,209.28	17,984.59	5,224.69	New	1 Series	Commercial	Feb - 19
207	Nov - 18	Jan - 17	37,185.72	35,751.27	24,960.95	10,790.32	New	5 Series	Commercial	Feb - 19
208	Nov - 18	Oct - 16	17,127.84	15,421.60	13,018.47	2,403.13	New	MINI	Commercial	Feb - 19
209	Nov - 18	June - 17	25,054.02	22,203.66	15,337.91	6,865.75	Used	5 Series	Commercial	Feb - 19
210	Nov - 18	Feb - 17	26,810.80	24,057.63	15,577.71	8,479.92	Used	X1 Series	Private	Feb - 19
211	Nov - 18	Apr - 17	1,769.88	256.31	-185.31	441.62	Used	3 Series	Commercial	Mar - 19
212	Dec - 18	May - 17	10,863.71	9,177.49	7,516.89	1,660.60	Used	7 Series	Commercial	Mar - 19
213	Dec - 18	Apr - 17	9,612.87	8,549.13	6,574.47	1,974.66	Used	1 Series	Private	Mar - 19
214	Dec - 18	Apr - 17	17,434.18	16,592.95	6,661.62	9,931.33	Used	5 Series	Private	Apr - 19
215	Jan - 19	May - 17	24,961.93	22,243.24	15,685.80	6,557.44	Used	4 Series	Private	Apr - 19
216	Jan - 19	June - 17	28,719.85	23,927.28	22,173.49	1,753.79	Used	X6 Series	Commercial	Apr - 19

Compartment German Auto Loans 7
Monthly Investor Report



Rolls-Royce
 Motor Cars Limited

Reporting Date	July 11, 2019		
Payment Date	July 22, 2019		
Period No	21		
Monthly Period	June 30, 2019		
Interest Period	From	June 21, 2019	to July 22, 2019 = 31 days

9. Defaulted Amount & Recovery Amount - Loan Level Data*

	Month / Year of Default	Month / Year of Loan Origination	Principal Balance (Initial in EUR)	Principal Balance of Loan at Default (in EUR)	Recovery Total (in EUR)	Principal Balance End of Period (in EUR)	Object Type (new / used)	Vehicle Series	Customer Type (private / commercial)	Out of Deal (Month / Year)
217	Jan - 19	July - 16	31,651.71	29,112.21	20,503.88	8,608.33	New	2 Series	Private	Apr - 19
218	Apr - 19	Feb - 17	12,540.62	9,541.35	1,695.36	7,845.99	Used	Non BMW Group (incl. Motorcycles)	Commercial	Apr - 19
219	Apr - 19	Mar - 17	16,731.38	10,160.71	8,008.37	2,152.34	Used	1 Series	Private	Apr - 19
220	Jan - 19	Oct - 15	16,578.95	16,446.30	14,782.11	1,664.19	New	3 Series	Private	May - 19
221	Feb - 19	Sept - 16	28,103.02	24,967.85	15,204.40	9,763.45	Used	5 Series	Private	May - 19
222	Feb - 19	Oct - 15	11,337.60	8,481.96	7,409.69	1,072.27	Used	1 Series	Private	June - 19
223	Feb - 19	Mar - 17	18,788.51	17,553.37	12,314.85	5,238.52	Used	3 Series	Private	June - 19
224	Mar - 19	Nov - 16	73,352.11	63,627.79	49,229.59	14,398.20	New	3 Series	Commercial	June - 19
225	June - 19	Dec - 16	59,832.04	36,100.18	28,381.89	7,718.29	Used	X6 Series	Commercial	June - 19

*Applicable only if loans have defaulted. Does not include defaulted amounts less than 10 EUR.

Compartment German Auto Loans 7
Monthly Investor Report



Rolls-Royce
Motor Cars Limited

Reporting Date	July 11, 2019		
Payment Date	July 22, 2019		
Period No	21		
Monthly Period	June 30, 2019		
Interest Period	From	June 21, 2019	to July 22, 2019 = 31 days

10. Outstanding Note Balance

1. Note Balance	All Notes	Class A	Class B
Initial Note Information			
ISIN code		XS1683494592	XS1683494915
Currency		EUR	EUR
Legal final maturity		Oct 2024	Oct 2024
Rating (Fitch / Moody's / S&P/DBRS)		AAA/Aaa/N/A/N/A	N/A/N/A/N/A/N/A
Initial notes aggregate principal outstanding balance in EUR	1,075,300,000.00	1,000,000,000.00	75,300,000.00
Nominal amount per note in EUR		100,000.00	100,000.00
Initial number of notes per class in EUR		10,000	753
Current Note Information			
Notes aggregate principal outstanding balance in EUR - BoP	490,232,271.28	414,932,271.28	75,300,000.00
Available distribution amount in EUR	30,601,416.39		
Redemption per class in EUR		25,099,665.87	0,00
Redemption per note in EUR		2,509.97	0.00
Notes aggregate principal outstanding balance in EUR - EoP	465,132,605.41	389,832,605.41	75,300,000.00
Current pool factor		0.39	1.00
2. Payments to Investor per Note		Class A	Class B
Interest Type		Floating Rate	Fixed Rate
Reference Rate		1M_EURIBOR	NONE
Actual Interest Rate		-0.388%	NONE
Spread		0.400%	NONE
Coupon		0.012%	1.000%
Day count fraction		Actual/360	Actual/360
Interest days		31 days	31 days
Principal outstanding per note in EUR - BoP		41,493.23	100,000.00
Principal repayment per note in EUR		2,509.97	0.00
Principal outstanding per note in EUR - EoP		38,983.26	100,000.00
Interest payment per Note in EUR		0.43	86.11

Compartment German Auto Loans 7
Monthly Investor Report



Rolls-Royce
 Motor Cars Limited

Reporting Date	July 11, 2019			
Payment Date	July 22, 2019			
Period No	21			
Monthly Period	June 30, 2019			
Interest Period	From	June 21, 2019	to	July 22, 2019 = 31 days

10. Outstanding Note Balance

3. Credit Enhancement	Initial Period (in EUR)	Initial CE (in %)	Current Period (in EUR)	Current CE (in %)
Class A	1,000,000,000.00	7.50	389,832,605.41	23.67
Class B	75,300,000.00	0.50	75,300,000.00	8.72
Cash Reserve (+ Overcollateralisation)	5,379,885.33	0.00	43,903,532.43	0.00

"In its capacity as originator and lender, BMW Bank GmbH complies with the retention requirement of a material net economic interest in accordance with Art. 405 CRR. A minimum of 5.0% of the net economic interest will be retained throughout the life of the transaction in form of retention of the Class B Notes and the Subordinated Loan."

4. Clean-Up Call Option

If the aggregate outstanding principal balance has been reduced to less than 10% of the aggregate outstanding principal balance at the Issue Date, the seller will have the option under the receivables purchase Agreement to acquire all outstanding purchased receivables.

Aggregate outstanding principal balance at end of period (in EUR)	503,656,137.84
Clean-Up option exercisable	No

Compartment German Auto Loans 7
Monthly Investor Report



Rolls-Royce
Motor Cars Limited

Reporting Date	July 11, 2019			
Payment Date	July 22, 2019			
Period No	21			
Monthly Period	June 30, 2019			
Interest Period	From	June 21, 2019	to	July 22, 2019 = 31 days

11. Original Principal Balance

Initial Portfolio as of origination of contract

Group (in EUR) (by Original Principal Balance)	Original principal balance (in EUR)	Original Principal Balance (in % of total)	Number of Contracts	Number of Contracts (in % of total)
0.00 - 5,000.00	6,952,214.98	0.56	1,832	3.15
5.000,01 - 10.000,00	58,611,633.89	4.75	7,457	12.82
10.000,01 - 15.000,00	142,071,546.45	11.53	11,224	19.29
15.000,01 - 20.000,00	193,930,803.12	15.73	11,075	19.04
20.000,01 - 25.000,00	206,957,002.69	16.79	9,215	15.84
25.000,01 - 30.000,00	186,569,339.49	15.14	6,810	11.71
30.000,01 - 35.000,00	135,414,459.95	10.99	4,186	7.20
35.000,01 - 40.000,00	88,286,985.15	7.16	2,362	4.06
40.000,01 - 45.000,00	58,732,363.84	4.76	1,387	2.38
45.000,01 - 50.000,00	39,196,107.70	3.18	826	1.42
50.000,01 - 55.000,00	28,713,754.16	2.33	547	0.94
55.000,01 - 60.000,00	22,818,800.56	1.85	397	0.68
> 60.000,00	64,430,047.86	5.23	858	1.47
Total	1,232,685,059.84	100.00	58,176	100.00

Average:	21,188.89
Min:	1,000.00
Max:	268,086.77

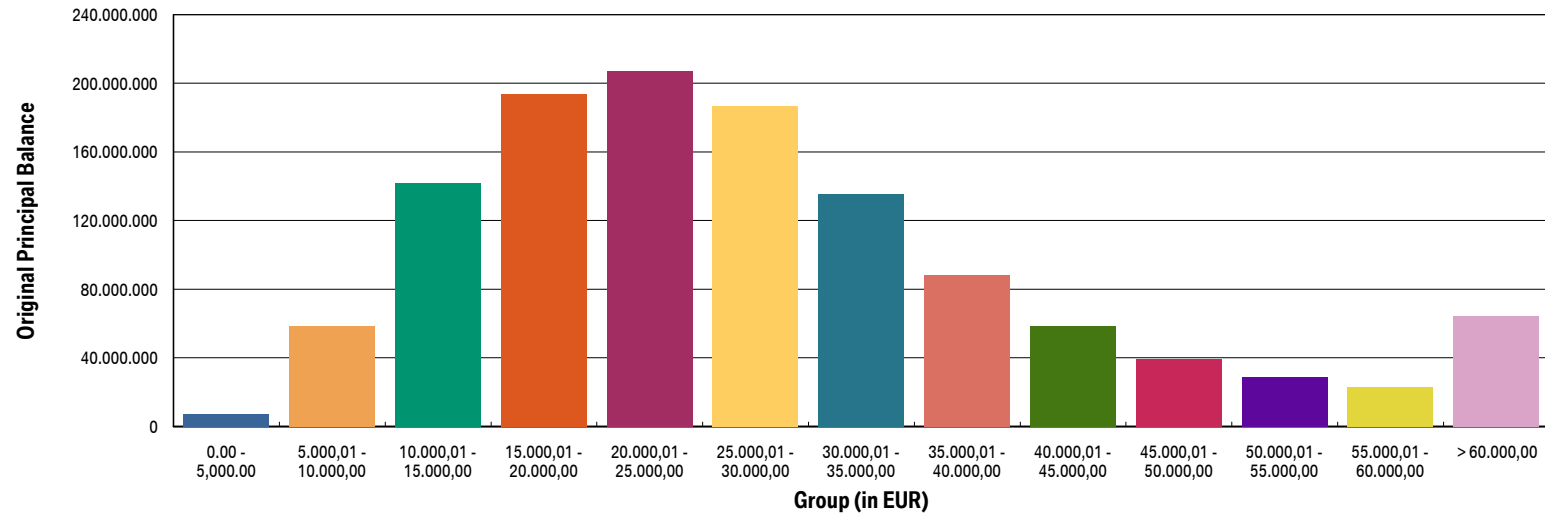
Compartment German Auto Loans 7
Monthly Investor Report



Rolls-Royce
 Motor Cars Limited

Reporting Date	July 11, 2019		
Payment Date	July 22, 2019		
Period No	21		
Monthly Period	June 30, 2019		
Interest Period	From	June 21, 2019	to July 22, 2019 = 31 days

11a. Original Principal Balance (graph)



Compartment German Auto Loans 7
Monthly Investor Report



Rolls-Royce
Motor Cars Limited

Reporting Date	July 11, 2019			
Payment Date	July 22, 2019			
Period No	21			
Monthly Period	June 30, 2019			
Interest Period	From	June 21, 2019	to	July 22, 2019 = 31 days

12. Aggregate Principal Balance

Initial Portfolio

Group (in EUR)	Aggregate Principal Balance (in EUR)	Aggregate Principal Balance (in % of total)	Number of Contracts	Number of Contracts (in % of total)
0.00 - 5,000.00	13,572,816.24	1.26	4,004	6.88
5.000,01 - 10.000,00	75,260,397.46	7.00	9,826	16.89
10.000,01 - 15.000,00	153,093,033.88	14.24	12,241	21.04
15.000,01 - 20.000,00	186,664,077.90	17.36	10,717	18.42
20.000,01 - 25.000,00	185,595,994.12	17.26	8,295	14.26
25.000,01 - 30.000,00	148,704,876.29	13.83	5,446	9.36
30.000,01 - 35.000,00	100,939,663.59	9.39	3,135	5.39
35.000,01 - 40.000,00	62,681,849.04	5.83	1,683	2.89
40.000,01 - 45.000,00	40,143,393.57	3.73	951	1.63
45.000,01 - 50.000,00	29,364,008.53	2.73	620	1.07
50.000,01 - 55.000,00	21,734,531.84	2.02	415	0.71
55.000,01 - 60.000,00	16,627,329.18	1.55	290	0.50
> 60.000,00	40,917,913.69	3.81	553	0.95
Total	1,075,299,885.33	100.00	58,176	100.00

Average:	18,483.57
Min:	197.19
Max:	234,727.59

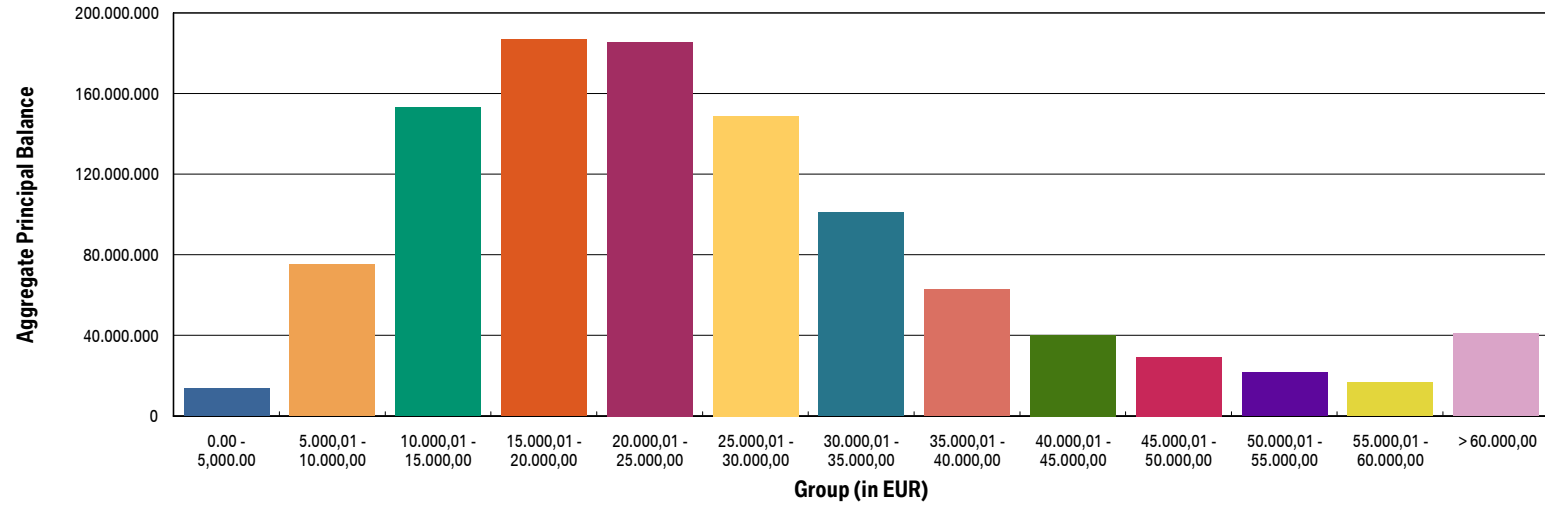
Compartment German Auto Loans 7
Monthly Investor Report



Rolls-Royce
 Motor Cars Limited

Reporting Date	July 11, 2019		
Payment Date	July 22, 2019		
Period No	21		
Monthly Period	June 30, 2019		
Interest Period	From	June 21, 2019	to July 22, 2019 = 31 days

12a. Aggregate Principal Balance (graph)



Compartment German Auto Loans 7
Monthly Investor Report



Rolls-Royce
Motor Cars Limited

Reporting Date	July 11, 2019			
Payment Date	July 22, 2019			
Period No	21			
Monthly Period	June 30, 2019			
Interest Period	From	June 21, 2019	to	July 22, 2019 = 31 days

13. Aggregate Outstanding Principal Balance

Portfolio as of: June 30, 2019

Group (in EUR)	Aggregate Outstanding Principal Balance (in EUR)	Aggregate Outstanding Principal Balance (in % of total)	Number of Contracts	Number of Contracts (in % of total)
0.00 - 5,000.00	10,781,032.25	2.14	7,070	19.36
5,000,01 - 10,000,00	57,450,407.37	11.41	7,539	20.64
10,000,01 - 15,000,00	92,875,098.26	18.44	7,467	20.44
15,000,01 - 20,000,00	107,753,874.32	21.39	6,195	16.96
20,000,01 - 25,000,00	86,772,725.75	17.23	3,888	10.64
25,000,01 - 30,000,00	55,738,598.79	11.07	2,053	5.62
30,000,01 - 35,000,00	30,506,894.37	6.06	945	2.59
35,000,01 - 40,000,00	20,114,616.33	3.99	539	1.48
40,000,01 - 45,000,00	13,874,509.35	2.75	329	0.90
45,000,01 - 50,000,00	8,510,889.82	1.69	180	0.49
50,000,01 - 55,000,00	6,845,594.35	1.36	131	0.36
55,000,01 - 60,000,00	4,456,943.44	0.88	78	0.21
> 60,000,00	7,974,953.44	1.58	111	0.30
Total	503,656,137.84	100.00	36,525	100.00

WA:	13,789.35
Min:	0.00
Max:	159,465.00

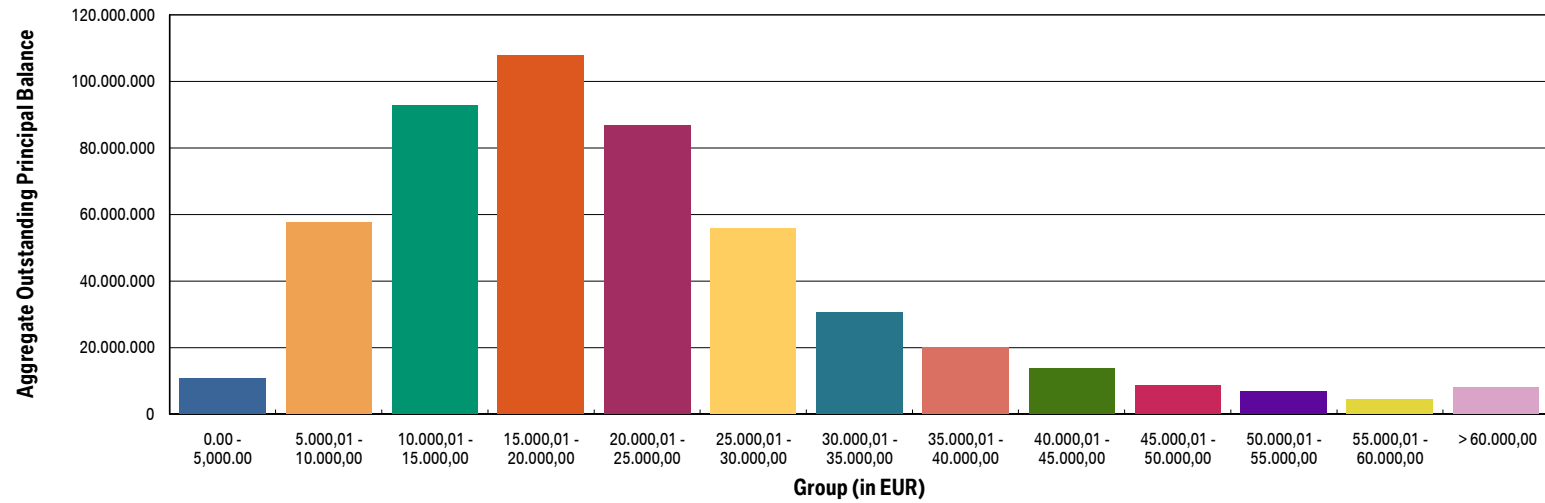
Compartment German Auto Loans 7
Monthly Investor Report



Rolls-Royce
 Motor Cars Limited

Reporting Date	July 11, 2019			
Payment Date	July 22, 2019			
Period No	21			
Monthly Period	June 30, 2019			
Interest Period	From	June 21, 2019	to	July 22, 2019 = 31 days

13a. Aggregate Outstanding Principal Balance (graph)



Compartment German Auto Loans 7
Monthly Investor Report



Rolls-Royce
Motor Cars Limited

Reporting Date	July 11, 2019				
Payment Date	July 22, 2019				
Period No	21				
Monthly Period	June 30, 2019				
Interest Period	From	June 21, 2019	to	July 22, 2019	= 31 days

14. Down Payments

Portfolio as of: June 30, 2019

Down Payment	Aggregate Outstanding Principal Balance (in EUR)	Aggregate Outstanding Principal Balance (in % of total)	Number of Contracts	Number of Contracts (in % of total)	Down Payment/ Purchase Price (in %)
No Down Payment	115,332,793.18	22.90	9,030	24.72	0.00
<=1000	9,556,927.88	1.90	873	2.39	4.35
1.000,01 - 2.000,00	24,785,024.25	4.92	2,115	5.79	8.61
2.000,01 - 3.000,00	31,626,789.65	6.28	2,691	7.37	12.53
3.000,01 - 4.000,00	31,744,855.15	6.30	2,644	7.24	16.25
4.000,01 - 5.000,00	50,835,329.95	10.09	3,683	10.08	18.06
5.000,01 - 6.000,00	30,274,472.82	6.01	2,142	5.86	20.32
6.000,01 - 7.000,00	27,468,599.33	5.45	1,913	5.24	22.26
7.000,01 - 8.000,00	25,884,472.40	5.14	1,737	4.76	24.06
8.000,01 - 9.000,00	14,125,896.31	2.80	952	2.61	25.62
9.000,01 - 10.000,00	42,620,837.75	8.46	2,676	7.33	27.07
10.000,01 - 11.000,00	9,821,656.17	1.95	583	1.60	26.78
11.000,01 - 12.000,00	11,930,973.75	2.37	721	1.97	28.82
12.000,01 - 13.000,00	8,531,306.65	1.69	515	1.41	30.11
13.000,01 - 14.000,00	6,896,318.72	1.37	438	1.20	32.18
14.000,01 - 15.000,00	17,647,273.72	3.50	1,091	2.99	34.56
> 15.000,00	44,572,610.16	8.85	2,721	7.45	40.09
Total	503,656,137.84	100.00	36,525	100.00	17.74

Minimum Down Payment:	61.07
Maximum Down Payment:	93,505.30
Average Down Payment:	5,960.96
Average Down Payment (customers that made a Down Payment):	7,918.68

Compartment German Auto Loans 7
Monthly Investor Report



Rolls-Royce
Motor Cars Limited

Reporting Date	July 11, 2019			
Payment Date	July 22, 2019			
Period No	21			
Monthly Period	June 30, 2019			
Interest Period	From	June 21, 2019	to	July 22, 2019 = 31 days

15. Borrower Concentration

Portfolio as of: June 30, 2019

Borrower (Top 20)	Aggregate Outstanding Principal Balance (in EUR)	Aggregate Outstanding Principal Balance (in % of total)	Number of Contracts	Number of Contracts (in % of total)
1	657,133.85	0.13	37	0.10
2	197,378.10	0.04	8	0.02
3	196,962.69	0.04	9	0.02
4	159,465.00	0.03	1	0.00
5	159,103.82	0.03	1	0.00
6	144,886.16	0.03	1	0.00
7	123,486.99	0.02	2	0.01
8	118,214.00	0.02	2	0.01
9	116,337.01	0.02	2	0.01
10	111,086.41	0.02	2	0.01
11	106,035.60	0.02	2	0.01
12	105,933.75	0.02	2	0.01
13	104,571.70	0.02	2	0.01
14	104,380.53	0.02	2	0.01
15	103,803.30	0.02	2	0.01
16	102,719.69	0.02	2	0.01
17	97,990.04	0.02	1	0.00
18	90,651.12	0.02	2	0.01
19	90,548.12	0.02	2	0.01
20	90,363.89	0.02	1	0.00
Total	2,981,051.77	0.59	83	0.23
Total Portfolio Balance	503,656,137.84			

Compartment German Auto Loans 7
Monthly Investor Report



Rolls-Royce
 Motor Cars Limited

Reporting Date	July 11, 2019			
Payment Date	July 22, 2019			
Period No	21			
Monthly Period	June 30, 2019			
Interest Period	From	June 21, 2019	to	July 22, 2019 = 31 days

16. Geographical Distribution

Initial Portfolio

Post code area	Aggregate Principal Balance (in EUR)	Aggregate Principal Balance (in % of total)	Number of Contracts	Number of contracts (in % of total)
post code area 0	60,077,202.26	5.59	3,214	5.52
post code area 1	61,378,550.20	5.71	3,176	5.46
post code area 2	99,202,184.48	9.23	5,354	9.20
post code area 3	101,570,427.34	9.45	5,572	9.58
post code area 4	123,361,453.69	11.47	6,787	11.67
post code area 5	116,364,864.70	10.82	6,367	10.94
post code area 6	135,978,558.12	12.65	7,314	12.57
post code area 7	133,996,727.10	12.46	7,441	12.79
post code area 8	145,662,142.02	13.55	7,666	13.18
post code area 9	97,707,775.42	9.09	5,285	9.08
Total	1,075,299,885.33	100.00	58,176	100.00

Compartment German Auto Loans 7
Monthly Investor Report



Rolls-Royce
 Motor Cars Limited

Reporting Date	July 11, 2019			
Payment Date	July 22, 2019			
Period No	21			
Monthly Period	June 30, 2019			
Interest Period	From	June 21, 2019	to	July 22, 2019 = 31 days

16. Geographical Distribution

Portfolio as of: June 30, 2019

Post code area	Aggregate Outstanding Principal Balance (in EUR)	Aggregate Outstanding Principal Balance (in % of total)	Number of Contracts	Number of Contracts (in % of total)
post code area 0	29,285,253.39	5.81	2,084	5.71
post code area 1	29,334,488.07	5.82	2,070	5.67
post code area 2	46,143,808.05	9.16	3,331	9.12
post code area 3	48,365,404.22	9.60	3,493	9.56
post code area 4	56,186,621.29	11.16	4,179	11.44
post code area 5	54,803,103.80	10.88	4,026	11.02
post code area 6	64,031,232.51	12.71	4,671	12.79
post code area 7	62,440,927.98	12.40	4,635	12.69
post code area 8	66,221,134.52	13.15	4,658	12.75
post code area 9	46,506,900.58	9.23	3,350	9.17
post code area Others	337,263.43	0.07	28	0.08
Total	503,656,137.84	100.00	36,525	100.00

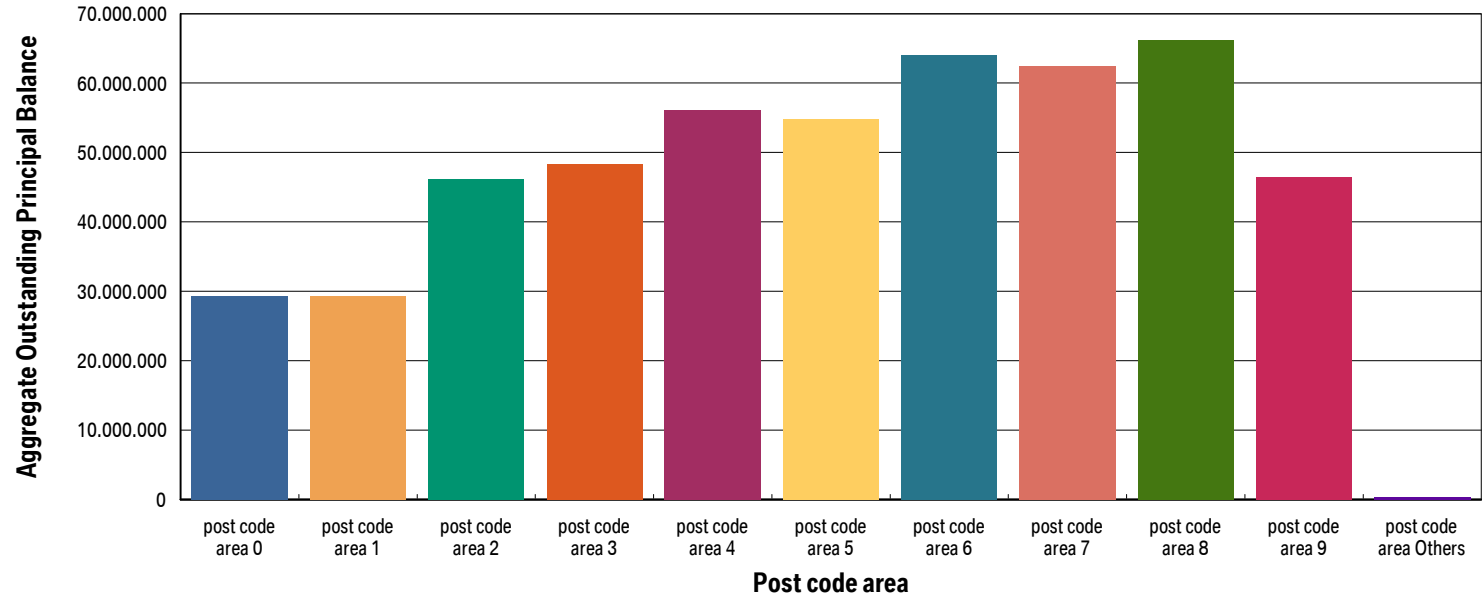
Compartment German Auto Loans 7
Monthly Investor Report



Rolls-Royce
 Motor Cars Limited

Reporting Date	July 11, 2019			
Payment Date	July 22, 2019			
Period No	21			
Monthly Period	June 30, 2019			
Interest Period	From	June 21, 2019	to	July 22, 2019 = 31 days

16a. Geographical Distribution (graph)



Compartment German Auto Loans 7
Monthly Investor Report



Rolls-Royce
Motor Cars Limited

Reporting Date	July 11, 2019			
Payment Date	July 22, 2019			
Period No	21			
Monthly Period	June 30, 2019			
Interest Period	From	June 21, 2019	to	July 22, 2019 = 31 days

17. Car Type & Customer Group

Initial Portfolio

Car Type	Aggregate Principal Balance (in EUR)	Aggregate Principal Balance (in % of total)	Number of Contracts	Number of Contracts (in % of total)
New	501,846,144.20	46.67	21,173	36.39
Used	573,453,741.13	53.33	37,003	63.61
Total	1,075,299,885.33	100.00	58,176	100.00

Customer Group	Aggregate Principal Balance (in EUR)	Aggregate Principal Balance (in % of total)	Number of Contracts	Number of Contracts (in % of total)
Commercial	284,006,070.70	26.41	11,469	19.71
Private Individual	791,293,814.63	73.59	46,707	80.29
Total	1,075,299,885.33	100.00	58,176	100.00

Compartment German Auto Loans 7
Monthly Investor Report



Rolls-Royce
Motor Cars Limited

Reporting Date	July 11, 2019			
Payment Date	July 22, 2019			
Period No	21			
Monthly Period	June 30, 2019			
Interest Period	From	June 21, 2019	to	July 22, 2019 = 31 days

17. Car Type & Customer Group

Portfolio as of: June 30, 2019

Car Type	Aggregate Outstanding Principal Balance (in EUR)	Aggregate Outstanding Principal Balance (in % of total)	Number of Contracts	Number of Contracts (in % of total)
New	241,571,584.04	47.96	13,425	36.76
Used	262,084,553.80	52.04	23,100	63.24
Total	503,656,137.84	100.00	36,525	100.00

Customer Group	Aggregate Outstanding Principal Balance (in EUR)	Aggregate Outstanding Principal Balance (in % of total)	Number of Contracts	Number of Contracts (in % of total)
Commercial	124,287,720.43	24.68	6,753	18.49
Private Individual	379,368,417.41	75.32	29,772	81.51
Total	503,656,137.84	100.00	36,525	100.00

Compartment German Auto Loans 7
Monthly Investor Report



Rolls-Royce
Motor Cars Limited

Reporting Date	July 11, 2019			
Payment Date	July 22, 2019			
Period No	21			
Monthly Period	June 30, 2019			
Interest Period	From	June 21, 2019	to	July 22, 2019 = 31 days

18. Delinquencies

Initial Portfolio

Days past due	Aggregate Principal Balance (in EUR)	Aggregate Principal Balance (in % of total)	Number of Contracts	Number of Contracts (in % of total)
1 - 30	0.00	0.00	0	0.00
31 - 60	0.00	0.00	0	0.00
61 - 90	0.00	0.00	0	0.00
91 - 120	0.00	0.00	0	0.00
> 120	0.00	0.00	0	0.00
Total	0.00	0.00	0	0.00

Portfolio as of: June 30, 2019

Days past due	Aggregate Outstanding Principal Balance (in EUR)	Aggregate Outstanding Principal Balance (in % of total)	Number of Contracts	Number of Contracts (in % of total)
1 - 30	5,467,159.76	1.09	328	0.90
31 - 60	982,128.55	0.19	56	0.15
61 - 90	473,034.62	0.09	24	0.07
91 - 120	130,525.86	0.03	13	0.04
> 120	496,427.56	0.10	33	0.09
Total	7,549,276.35	1.50	454	1.24

Compartment German Auto Loans 7
Monthly Investor Report



Rolls-Royce
Motor Cars Limited

Reporting Date	July 11, 2019				
Payment Date	July 22, 2019				
Period No	21				
Monthly Period	June 30, 2019				
Interest Period	From	June 21, 2019	to	July 22, 2019	= 31 days

18a. Delinquencies Analysis

Monthly Period	Performing (in EUR)	31-60 days past due (in EUR)	61-90 days past due (in EUR)	91-120 days past due (in EUR)	>120 days past due (in EUR)
Oct - 17	1,050,705,316.43	0.00	0.00	0.00	0.00
Nov - 17	1,024,400,687.00	192,605.04	0.00	0.00	0.00
Dec - 17	994,995,004.32	924,546.79	74,589.12	0.00	0.00
Jan - 18	967,039,862.05	609,321.06	249,539.42	58,937.12	0.00
Feb - 18	939,480,701.57	527,925.95	350,062.12	129,524.32	45,173.29
Mar - 18	909,459,592.01	844,387.70	306,429.44	188,178.73	51,962.92
Apr - 18	880,385,742.71	948,893.29	465,398.59	183,285.00	149,370.46
May - 18	851,220,379.52	768,015.21	513,851.38	176,262.87	244,841.49
June - 18	820,868,759.17	983,559.09	422,702.52	148,729.00	272,684.25
July - 18	791,711,739.10	981,002.42	475,749.51	275,931.77	209,660.15
Aug - 18	762,653,455.53	851,073.11	393,850.09	300,060.55	254,696.92
Sept - 18	735,242,693.68	976,564.38	422,766.97	150,407.63	321,575.14
Oct - 18	709,563,908.67	944,623.05	216,988.99	180,202.51	270,475.37
Nov - 18	682,970,347.84	1,112,844.03	353,339.59	172,553.25	324,440.76
Dec - 18	658,215,228.09	1,464,242.56	569,361.12	193,833.73	257,123.80
Jan - 19	633,469,483.87	1,236,037.19	526,687.30	366,500.42	209,609.51
Feb - 19	606,735,080.88	1,258,706.88	494,435.22	214,387.92	313,376.45
Mar - 19	578,743,094.83	1,276,750.88	451,844.04	210,034.76	408,688.70
Apr - 19	551,926,441.66	847,997.50	454,220.73	315,395.88	337,849.50
May - 19	525,348,620.82	1,175,322.49	297,932.42	319,233.42	469,638.82
June - 19	501,574,021.25	982,128.55	473,034.62	130,525.86	496,427.56

Compartment German Auto Loans 7
Monthly Investor Report



Rolls-Royce
 Motor Cars Limited

Reporting Date	July 11, 2019			
Payment Date	July 22, 2019			
Period No	21			
Monthly Period	June 30, 2019			
Interest Period	From	June 21, 2019	to	July 22, 2019 = 31 days

19. Seasoning

Initial Portfolio

Group (in months)	Aggregate Principal Balance (in EUR)	Aggregate Principal Balance (in % of total)	Number of Contracts	Number of Contracts (in % of total)
<= 6	576,370,179.60	53.60	29,246	50.27
> 6 - <= 12	222,745,645.89	20.71	11,596	19.93
> 12 - <= 24	186,842,759.18	17.38	10,877	18.70
> 24 - <= 36	73,724,365.83	6.86	5,112	8.79
> 36 - <= 42	8,286,360.63	0.77	699	1.20
> 42 - <= 48	4,269,898.26	0.40	360	0.62
> 48 - <= 53	1,983,410.97	0.18	178	0.31
> 53	1,077,264.97	0.10	108	0.19
Total	1,075,299,885.33	100.00	58,176	100.00

WA Seasoning (in months):	9.82
Min (in months):	3.00
Max (in months):	63.00

Compartment German Auto Loans 7
Monthly Investor Report



Rolls-Royce
Motor Cars Limited

Reporting Date	July 11, 2019			
Payment Date	July 22, 2019			
Period No	21			
Monthly Period	June 30, 2019			
Interest Period	From	June 21, 2019	to	July 22, 2019 = 31 days

19. Seasoning

Portfolio as of: June 30, 2019

Group (in months)	Aggregate Outstanding Principal Balance (in EUR)	Aggregate Outstanding Principal Balance (in % of total)	Number of Contracts	Number of Contracts (in % of total)
<= 6	0.00	0.00	0	0.00
> 6 - <= 12	0.00	0.00	0	0.00
> 12 - <= 24	87,959,707.26	17.46	5,877	16.09
> 24 - <= 36	383,446,271.46	76.13	26,884	73.60
> 36 - <= 42	17,878,144.56	3.55	2,078	5.69
> 42 - <= 48	9,610,312.33	1.91	980	2.68
> 48 - <= 53	2,358,319.31	0.47	304	0.83
> 53	2,403,382.92	0.48	402	1.10
Total	503,656,137.84	100.00	36,525	100.00

WA Seasoning (in months):	28.05
Min (in months):	24.00
Max (in months):	82.00

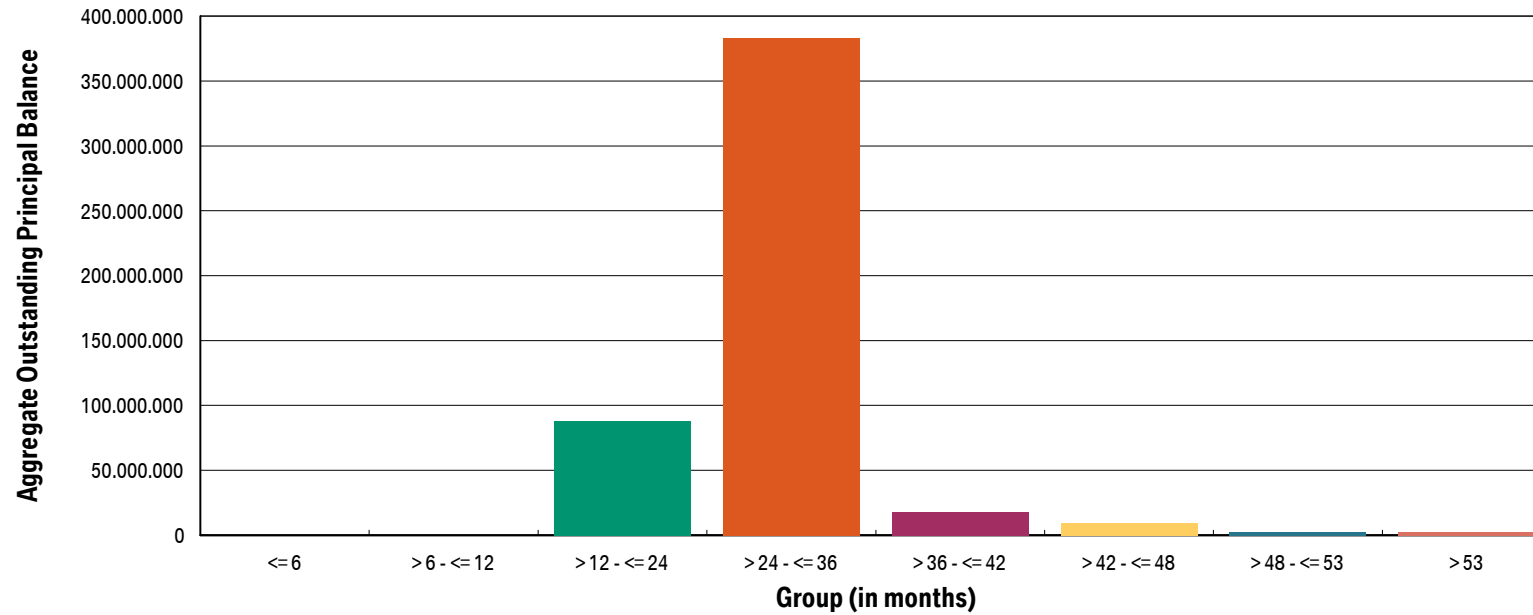
Compartment German Auto Loans 7
Monthly Investor Report



Rolls-Royce
 Motor Cars Limited

Reporting Date	July 11, 2019				
Payment Date	July 22, 2019				
Period No	21				
Monthly Period	June 30, 2019				
Interest Period	From	June 21, 2019	to	July 22, 2019	= 31 days

19a. Seasoning (graph)



Compartment German Auto Loans 7
Monthly Investor Report



Rolls-Royce
 Motor Cars Limited

Reporting Date	July 11, 2019			
Payment Date	July 22, 2019			
Period No	21			
Monthly Period	June 30, 2019			
Interest Period	From	June 21, 2019	to	July 22, 2019 = 31 days

20. Remaining Term

Initial Portfolio

Group (in months)	Aggregate Principal Balance (in EUR)	Aggregate Principal Balance (in % of total)	Number of Contracts	Number of Contracts (in % of total)
<= 6	20,139,249.55	1.87	1,845	3.17
> 6 - <= 12	50,536,528.09	4.70	3,933	6.76
> 12 - <= 24	171,299,952.34	15.93	11,654	20.03
> 24 - <= 36	388,304,361.55	36.11	20,241	34.79
> 36 - <= 42	130,449,406.13	12.13	6,507	11.19
> 42 - <= 48	156,183,577.11	14.52	7,315	12.57
> 48 - <= 53	40,426,095.56	3.76	1,793	3.08
> 53	117,960,715.00	10.97	4,888	8.40
Total	1,075,299,885.33	100.00	58,176	100.00

WA Remaining Term (in months):	34.05
Min (in months):	3.00
Max (in months):	60.00

Compartment German Auto Loans 7
Monthly Investor Report



Rolls-Royce
Motor Cars Limited

Reporting Date	July 11, 2019			
Payment Date	July 22, 2019			
Period No	21			
Monthly Period	June 30, 2019			
Interest Period	From	June 21, 2019	to	July 22, 2019 = 31 days

20. Remaining Term

Portfolio as of: June 30, 2019

Group (in months)	Aggregate Outstanding Principal Balance (in EUR)	Aggregate Outstanding Principal Balance (in % of total)	Number of Contracts	Number of Contracts (in % of total)
<= 6	50,080,903.60	9.94	7,671	21.00
> 6 - <= 12	181,933,631.09	36.12	12,401	33.95
> 12 - <= 24	167,034,862.71	33.16	10,853	29.71
> 24 - <= 36	104,458,818.31	20.74	5,588	15.30
> 36 - <= 42	147,922.13	0.03	12	0.03
> 42 - <= 48	0.00	0.00	0	0.00
> 48 - <= 53	0.00	0.00	0	0.00
> 53	0.00	0.00	0	0.00
Total	503,656,137.84	100.00	36,525	100.00

WA Remaining Term (in months):	17.81
Min (in months):	0.00
Max (in months):	39.00

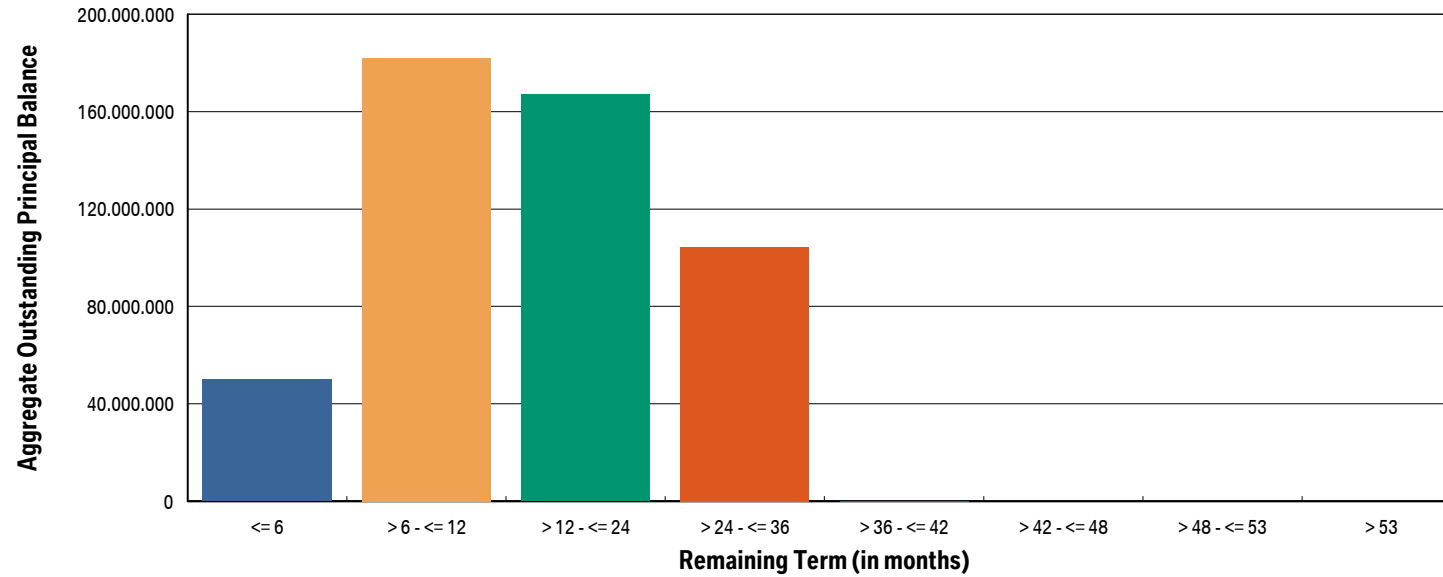
Compartment German Auto Loans 7
Monthly Investor Report



Rolls-Royce
 Motor Cars Limited

Reporting Date	July 11, 2019				
Payment Date	July 22, 2019				
Period No	21				
Monthly Period	June 30, 2019				
Interest Period	From	June 21, 2019	to	July 22, 2019	= 31 days

20a. Remaining Term (graph)



Compartment German Auto Loans 7
Monthly Investor Report



Rolls-Royce
Motor Cars Limited

Reporting Date	July 11, 2019			
Payment Date	July 22, 2019			
Period No	21			
Monthly Period	June 30, 2019			
Interest Period	From	June 21, 2019	to	July 22, 2019 = 31 days

21. Original Term

Initial Portfolio

Group (in months)	Aggregate Principal Balance (in EUR)	Aggregate Principal Balance (in % of total)	Number of Contracts	Number of Contracts (in % of total)
<= 6	0.00	0.00	0	0.00
> 6 - <= 12	741,642.57	0.07	269	0.46
> 12 - <= 24	41,782,594.85	3.89	4,381	7.53
> 24 - <= 36	508,474,086.15	47.29	27,485	47.24
> 36 - <= 42	5,442,641.12	0.51	386	0.66
> 42 - <= 48	285,160,953.22	26.52	14,779	25.40
> 48 - <= 53	773,733.14	0.07	51	0.09
> 53	232,924,234.28	21.66	10,825	18.61
Total	1,075,299,885.33	100.00	58,176	100.00

WA Original Term (in months):	43.87
Min (in months):	7.00
Max (in months):	120.00

Compartment German Auto Loans 7
Monthly Investor Report



Rolls-Royce
 Motor Cars Limited

Reporting Date	July 11, 2019			
Payment Date	July 22, 2019			
Period No	21			
Monthly Period	June 30, 2019			
Interest Period	From	June 21, 2019	to	July 22, 2019 = 31 days

21. Original Term

Portfolio as of: June 30, 2019

Group (in months)	Aggregate Outstanding Principal Balance (in EUR)	Aggregate Outstanding Principal Balance (in % of total)	Number of Contracts	Number of Contracts (in % of total)
<= 6	0.00	0.00	0	0.00
> 6 - <= 12	0.00	0.00	0	0.00
> 12 - <= 24	487,326.81	0.10	930	2.55
> 24 - <= 36	213,754,123.49	42.44	16,329	44.71
> 36 - <= 42	2,287,658.00	0.45	245	0.67
> 42 - <= 48	157,223,034.07	31.22	11,058	30.28
> 48 - <= 53	415,555.92	0.08	36	0.10
> 53	129,488,439.55	25.71	7,927	21.70
Total	503,656,137.84	100.00	36,525	100.00

WA Original Term (in months):	45.90
Min (in months):	18.00
Max (in months):	96.00

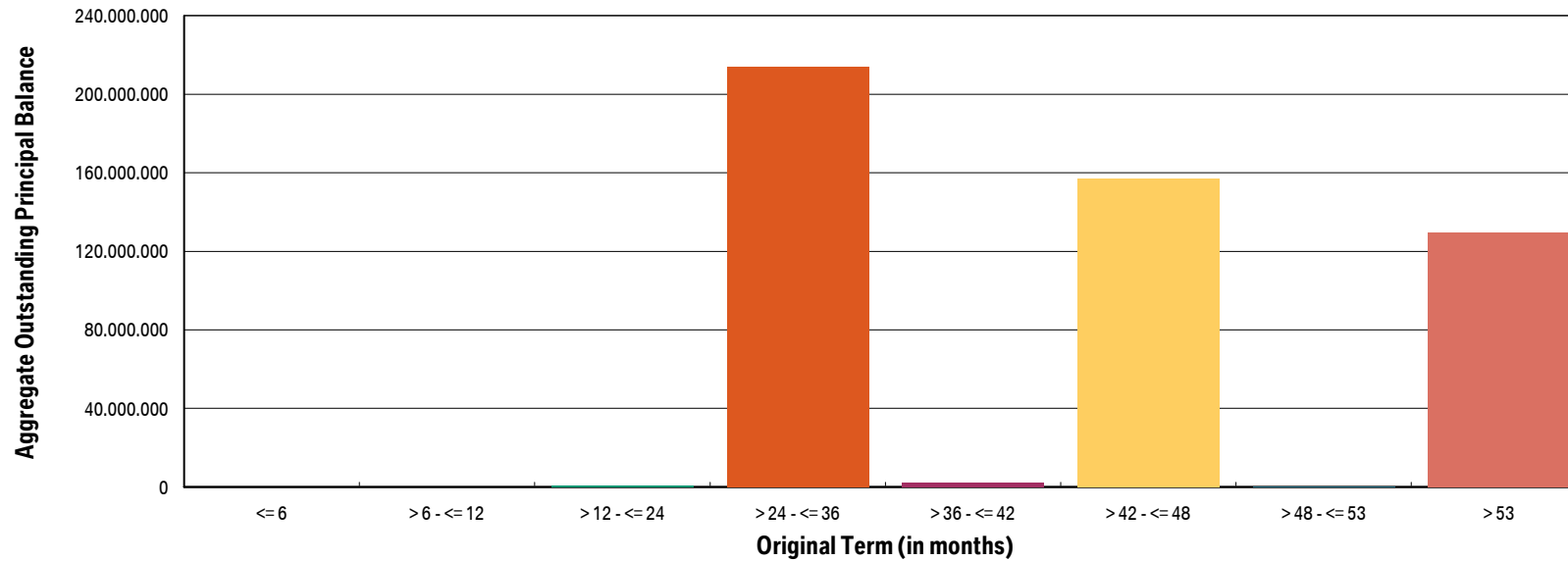
Compartment German Auto Loans 7
Monthly Investor Report



Rolls-Royce
 Motor Cars Limited

Reporting Date	July 11, 2019		
Payment Date	July 22, 2019		
Period No	21		
Monthly Period	June 30, 2019		
Interest Period	From	June 21, 2019	to July 22, 2019 = 31 days

21a. Original Term (graph)



Compartment German Auto Loans 7
Monthly Investor Report



Rolls-Royce
Motor Cars Limited

Reporting Date	July 11, 2019			
Payment Date	July 22, 2019			
Period No	21			
Monthly Period	June 30, 2019			
Interest Period	From	June 21, 2019	to	July 22, 2019 = 31 days

22. Vehicle Class

Initial Portfolio

Group	Aggregate Principal Balance (in EUR)	Aggregate Principal Balance (in % of total)	Number of Contracts	Number of Contracts (in % of total)
BMW 1 Series	124,156,707.04	11.55	9,479	16.29
BMW 2 Series	102,433,319.71	9.53	4,414	7.59
BMW 3 Series	161,594,042.71	15.03	9,553	16.42
BMW 4 Series	57,511,545.30	5.35	1,757	3.02
BMW 5 Series	154,036,449.18	14.32	7,004	12.04
BMW 6 Series	13,627,445.82	1.27	365	0.63
BMW 7 Series	17,876,857.30	1.66	590	1.01
BMW X1 Series	77,679,575.16	7.22	4,206	7.23
BMW X3 Series	62,911,891.13	5.85	2,830	4.86
BMW X4 Series	14,559,594.63	1.35	378	0.65
BMW X5 Series	56,974,044.39	5.30	1,642	2.82
BMW X6 Series	19,870,199.08	1.85	513	0.88
BMW Z Series	10,713,603.03	1.00	598	1.03
BMW i Series	3,039,138.94	0.28	91	0.16
MINI	136,089,516.00	12.66	8,921	15.33
Non BMW Group Models (incl. Motorcycles)	28,553,711.71	2.66	2,147	3.69
Other BMW Group (incl. Motorcycles)	33,672,244.20	3.13	3,688	6.34
Total	1,075,299,885.33	100.00	58,176	100.00

Compartment German Auto Loans 7
Monthly Investor Report



Rolls-Royce
Motor Cars Limited

Reporting Date	July 11, 2019			
Payment Date	July 22, 2019			
Period No	21			
Monthly Period	June 30, 2019			
Interest Period	From	June 21, 2019	to	July 22, 2019 = 31 days

22. Vehicle Class

Portfolio as of: June 30, 2019

Group	Aggregate Outstanding Principal Balance (in EUR)	Aggregate Outstanding Principal Balance (in % of total)	Number of Contracts	Number of Contracts (in % of total)
BMW 1 Series	53,140,937.17	10.55	5,664	15.51
BMW 2 Series	51,710,701.90	10.27	3,012	8.25
BMW 3 Series	74,579,285.59	14.81	5,930	16.24
BMW 4 Series	27,948,263.74	5.55	1,160	3.18
BMW 5 Series	73,162,971.83	14.53	4,501	12.32
BMW 6 Series	6,187,565.67	1.23	240	0.66
BMW 7 Series	7,008,757.05	1.39	313	0.86
BMW X1 Series	38,331,498.63	7.61	2,725	7.46
BMW X3 Series	30,309,007.07	6.02	1,827	5.00
BMW X4 Series	7,485,672.79	1.49	258	0.71
BMW X5 Series	27,916,275.59	5.54	1,030	2.82
BMW X6 Series	8,926,306.03	1.77	293	0.80
BMW Z Series	4,509,092.77	0.90	363	0.99
BMW i Series	1,560,561.12	0.31	57	0.16
MINI	67,130,865.28	13.33	5,926	16.22
Non BMW Group Models (incl. Motorcycles)	12,426,192.69	2.47	1,274	3.49
Other BMW Group (incl. Motorcycles)	11,322,182.92	2.25	1,952	5.34
Total	503,656,137.84	100.00	36,525	100.00

Compartment German Auto Loans 7
Monthly Investor Report



Rolls-Royce
 Motor Cars Limited

Reporting Date	July 11, 2019			
Payment Date	July 22, 2019			
Period No	21			
Monthly Period	June 30, 2019			
Interest Period	From	June 21, 2019	to	July 22, 2019 = 31 days

23. Payment Type

Initial Portfolio:

Group	Aggregate Principal Balance (in EUR)	Aggregate Principal Balance (in % of total)	Number of Contracts	Number of Contracts (in % of total)
Direct debit	1,072,573,425.67	99.75	58,012	99.72
Self payment	2,726,459.66	0.25	164	0.28
Total	1,075,299,885.33	100.00	58,176	100.00

Portfolio as of: June 30, 2019

Group	Aggregate Outstanding Principal Balance (in EUR)	Aggregate Outstanding Principal Balance (in % of total)	Number of Contracts	Number of Contracts (in % of total)
Direct debit	497,485,306.74	98.77	35,640	97.58
Self payment	6,170,831.10	1.23	885	2.42
Total	503,656,137.84	100.00	36,525	100.00

Compartment German Auto Loans 7
Monthly Investor Report



Rolls-Royce
 Motor Cars Limited

Reporting Date	July 11, 2019		
Payment Date	July 22, 2019		
Period No	21		
Monthly Period	June 30, 2019		
Interest Period	From	June 21, 2019	to July 22, 2019 = 31 days

24. Interest Rates

		Weighted Average Nominal Interest Rate (in %)	
Aggregate Principal Balance (Initial)	1,075,299,885.33		3.20
Aggregate Outstanding Principal Balance	503,656,137.84		3.09

Compartment German Auto Loans 7
Monthly Investor Report



Rolls-Royce
 Motor Cars Limited

Reporting Date	July 11, 2019			
Payment Date	July 22, 2019			
Period No	21			
Monthly Period	June 30, 2019			
Interest Period	From	June 21, 2019	to	July 22, 2019 = 31 days

25. Credit Type

Initial Portfolio

Credit Type	Aggregate Principal Balance (in EUR)	Aggregate Principal Balance (in % of total)	Number of Contracts	Number of Contracts (in % of total)
Balloon	1,062,022,231.05	98.77	56,097	96.43
Equal Instalment Loan	13,277,654.28	1.23	2,079	3.57
Total	1,075,299,885.33	100.00	58,176	100.00

Portfolio as of: June 30, 2019

Credit Type	Aggregate Outstanding Principal Balance (in EUR)	Aggregate Outstanding Principal Balance (in % of total)	Number of Contracts	Number of Contracts (in % of total)
Balloon	500,607,790.85	99.39	35,658	97.63
Equal Instalment Loan	3,048,346.99	0.61	867	2.37
Total	503,656,137.84	100.00	36,525	100.00

Compartment German Auto Loans 7
Monthly Investor Report



Rolls-Royce
Motor Cars Limited

Reporting Date	July 11, 2019			
Payment Date	July 22, 2019			
Period No	21			
Monthly Period	June 30, 2019			
Interest Period	From	June 21, 2019	to	July 22, 2019 = 31 days

26. Contracts Per Customer

Initial Portfolio :

Group	Aggregate Principal Balance (in EUR)	Aggregate Principal Balance (in % of total)	Number of Contracts	Number of Contracts (in % of total)
1	1,018,379,438.01	94.71	55,690	95.73
2 - 4	50,359,193.50	4.68	2,194	3.77
5 - 7	1,300,446.96	0.12	59	0.10
8 - 10	106,131.77	0.01	16	0.03
> 10	5,154,675.09	0.48	217	0.37
Total	1,075,299,885.33	100.00	58,176	100.00

Portfolio as of: June 30, 2019

Group	Aggregate Outstanding Principal Balance (in EUR)	Aggregate Outstanding Principal Balance (in % of total)	Number of Contracts	Number of Contracts (in % of total)
1	488,768,948.16	97.04	35,674	97.67
2 - 4	13,620,871.87	2.70	769	2.11
5 - 7	392,642.46	0.08	23	0.06
8 - 10	196,962.69	0.04	9	0.02
> 10	676,712.66	0.13	50	0.14
Total	503,656,137.84	100.00	36,525	100.00

Compartment German Auto Loans 7
Monthly Investor Report



Rolls-Royce
 Motor Cars Limited

Reporting Date	July 11, 2019		
Payment Date	July 22, 2019		
Period No	21		
Monthly Period	June 30, 2019		
Interest Period	From	June 21, 2019	to July 22, 2019 = 31 days

27. Amortisation

Initial Portfolio

Period	Principal Balance (in EUR)
	1,075,299,885.33
1	1,060,943,391.23
2	1,046,546,518.25
3	1,028,143,480.96
4	1,009,946,120.87
5	991,276,856.02
6	971,651,928.95
7	951,997,456.32
8	932,474,767.43
9	912,587,307.97
10	890,868,439.21
11	869,990,343.74
12	849,480,237.36
13	829,978,972.02
14	810,931,432.99
15	790,929,469.38
16	772,219,217.94
17	750,648,817.76
18	726,612,568.15
19	702,257,186.81
20	679,888,041.08
21	655,697,343.74
22	633,150,616.59
23	613,571,691.51
24	593,874,982.31
25	573,575,290.96
26	553,638,349.72
27	532,836,607.01
28	515,589,425.57
29	477,211,044.30

Current Portfolio

Period	Principal Balance in EUR	Reduction in EUR
	503,656,137.84	
1	484,299,163.32	19,356,974.52
2	470,035,292.93	14,263,870.39
3	455,545,273.72	14,490,019.21
4	440,623,633.92	14,921,639.80
5	425,565,711.42	15,057,922.50
6	409,972,877.69	15,592,833.73
7	397,205,413.88	12,767,463.81
8	368,860,094.14	28,345,319.74
9	329,069,748.86	39,790,345.28
10	292,867,718.19	36,202,030.67
11	259,490,374.27	33,377,343.92
12	222,094,947.67	37,395,426.60
13	215,435,056.63	6,659,891.04
14	209,111,855.87	6,323,200.76
15	202,880,085.60	6,231,770.27
16	196,039,031.10	6,841,054.50
17	188,920,249.78	7,118,781.32
18	181,310,171.68	7,610,078.10
19	174,233,932.84	7,076,238.84
20	154,794,344.80	19,439,588.04
21	131,709,931.50	23,084,413.30
22	112,047,144.67	19,662,786.83
23	93,105,165.92	18,941,978.75
24	71,445,038.04	21,660,127.88
25	68,143,460.11	3,301,577.93
26	65,163,840.73	2,979,619.38
27	61,894,774.20	3,269,066.53
28	59,019,240.19	2,875,534.01
29	56,280,743.54	2,738,496.65

Compartment German Auto Loans 7
Monthly Investor Report



Rolls-Royce
 Motor Cars Limited

Reporting Date	July 11, 2019		
Payment Date	July 22, 2019		
Period No	21		
Monthly Period	June 30, 2019		
Interest Period	From	June 21, 2019	to July 22, 2019 = 31 days

27. Amortisation

Initial Portfolio

Period	Principal Balance (in EUR)
30	425,194,308.95
31	378,332,531.28
32	336,316,528.85
33	289,247,873.94
34	280,298,657.42
35	271,916,844.49
36	263,687,868.36
37	254,598,533.08
38	244,763,914.79
39	234,739,277.31
40	225,614,638.49
41	199,638,859.87
42	170,229,127.29
43	145,192,330.37
44	121,255,944.52
45	93,869,705.18
46	89,405,174.31
47	85,501,055.08
48	81,172,434.65
49	77,410,499.88
50	73,828,614.72
51	70,432,279.34
52	67,340,372.25
53	55,044,094.06
54	39,464,117.62
55	26,196,870.79
56	13,694,526.94
57	11,530.21
58	4,318.90
59	1,770.62

Current Portfolio

Period	Principal Balance in EUR	Reduction in EUR
30	53,742,561.02	2,538,182.52
31	51,365,533.12	2,377,027.90
32	42,321,549.64	9,043,983.48
33	30,397,669.18	11,923,880.46
34	20,340,417.87	10,057,251.31
35	10,591,553.11	9,748,864.76
36	6,069.01	10,585,484.10
37	1,561.12	4,507.89
38	732.20	828.92
39	0.00	732.20
40	0.00	0.00
41	0.00	0.00
42	0.00	0.00
43	0.00	0.00
44	0.00	0.00
45	0.00	0.00
46	0.00	0.00
47	0.00	0.00
48	0.00	0.00
49	0.00	0.00
50	0.00	0.00
51	0.00	0.00
52	0.00	0.00
53	0.00	0.00
54	0.00	0.00
55	0.00	0.00
56	0.00	0.00
57	0.00	0.00
58	0.00	0.00
59	0.00	0.00

Compartment German Auto Loans 7
Monthly Investor Report



Rolls-Royce
 Motor Cars Limited

Reporting Date	July 11, 2019				
Payment Date	July 22, 2019				
Period No	21				
Monthly Period	June 30, 2019				
Interest Period	From	June 21, 2019	to	July 22, 2019	= 31 days

27. Amortisation

Initial Portfolio

Period	Principal Balance (in EUR)
60	0.00

Current Portfolio

Period	Principal Balance in EUR	Reduction in EUR
60	0.00	0.00

Compartment German Auto Loans 7
Monthly Investor Report



Rolls-Royce
 Motor Cars Limited

Reporting Date	July 11, 2019				
Payment Date	July 22, 2019				
Period No	21				
Monthly Period	June 30, 2019				
Interest Period	From	June 21, 2019	to	July 22, 2019	= 31 days

28. Priority of Payments

Priority of Payments*

Available Distribution Amount	+	30,601,416.39
Taxes	-	0.00
Trustee Payment	-	0.00
Senior Expenses	-	10,447.96
Swap Net Payment	-	42,161.73
Class A Interest	-	4,300.00
Class B Interest	-	64,840.83
Cash Reserve	-	5,380,000.00
Principal Class A	-	25,099,665.87
Principal Class B	-	0.00
Swap Termination Event	-	0.00
Subordinated Loan Interest	-	0.00
Subordinated Loan Principal	-	0.00
Seller	-	0.00

*all Amounts in EUR

Compartment German Auto Loans 7
Monthly Investor Report



Rolls-Royce
 Motor Cars Limited

Reporting Date	July 11, 2019			
Payment Date	July 22, 2019			
Period No	21			
Monthly Period	June 30, 2019			
Interest Period	From	June 21, 2019	to	July 22, 2019 = 31 days

29. Transaction Costs

	Class A	Class B	Subordinated Loan	Total
Senior Expenses				10,447.96
Interest accrued for the Period (in EUR)	4,300.00	64,840.83	3,993.45	73,134.28
Interest payments for the Period (in EUR)	4,300.00	64,840.83	0.00	69,140.83
Cumulative Interest Payments (in EUR)	374,700.00	1,342,855.02	0.00	1,717,555.02
Unpaid Interest for the Period (in EUR)	0.00	0.00	3,993.45	3,993.45
Cumulative Unpaid Interest (in EUR)	0.00	0.00	84,405.34	84,405.34

Compartment German Auto Loans 7
Monthly Investor Report



Rolls-Royce
Motor Cars Limited

Reporting Date	July 11, 2019				
Payment Date	July 22, 2019				
Period No	21				
Monthly Period	June 30, 2019				
Interest Period	From	June 21, 2019	to	July 22, 2019	= 31 days

30. Ratings

			Fitch	S&P	Moody's	DBRS
Notes - current ratings						
	Class A		AAA	N/A	Aaa	N/A
	Class B		N/A	N/A	N/A	N/A

			Fitch	S&P	Moody's	DBRS	Trigger Breached
Transaction Parties - current ratings							
	BMW AG	long term	N/A	A+	A1	A high	no
		short term	N/A	A-1	P-1	N/A	no
Issuer Account Bank:	Bank of New York Mellon, Frankfurt Branch	long term	AA	N/A	Aa1	N/A	no
		short term	F1+	N/A	P-1	N/A	no
Swap Provider:	Skandinaviska Enskilda Banken AB (publ)	long term	AA-	N/A	Aa3	N/A	no
		short term	F1+	N/A	P-1	N/A	no
Calculation Agent:	Bank of New York Mellon, London Branch	long term	AA	N/A	Aa1	N/A	no
		short term	F1+	N/A	P-1	N/A	no
Trustee:	BNY Mellon Corporate Trustee Services Limited	long term	AA	N/A	Aa1	N/A	no
		short term	F1+	N/A	P-1	N/A	no

			Fitch	S&P	Moody's	DBRS
Transaction Parties - required ratings						
	BMW AG	long term	N/A	N/A	A2	N/A
		short term	N/A	N/A	P-1	N/A
Issuer Account Bank:	Bank of New York Mellon, Frankfurt Branch	long term	A	N/A	A2	N/A
		short term	F1	N/A	P-1	N/A
Swap Provider:	Skandinaviska Enskilda Banken AB (publ)	long term	A	N/A	A2	N/A
		short term	F1	N/A	P-1	N/A

Compartment German Auto Loans 7
Monthly Investor Report



Rolls-Royce
 Motor Cars Limited

Reporting Date	July 11, 2019		
Payment Date	July 22, 2019		
Period No	21		
Monthly Period	June 30, 2019		
Interest Period	From	June 21, 2019	to July 22, 2019 = 31 days

31. Swap Counterparty Data

Swap Counterparty Data	
Swap counterparty provider	Skandinaviska Enskilda Banken AB (publ)
Swap termination event	No

Swap Data	
Swap type	Fixed floating interest rate swap
Notional amount (in EUR)	414,932,271.28
Fixed rate (in %)	-0.2790
Floating rate (Euribor in %)	-0.3880
Net swap payments (in EUR) (- from SPV / + to SPV)	-42,161.73