



**Bavarian Sky S.A., Compartment German Auto Loans 7**

**Monthly Investor Report - May 2019**

**BMW  
GROUP**



**Rolls-Royce**  
Motor Cars Limited

# Compartment German Auto Loans 7

## Monthly Investor Report

**BMW**  
**GROUP**



Rolls-Royce  
Motor Cars Limited

Reporting Date	June 11, 2019
Payment Date	June 21, 2019
Period No	20
Monthly Period	May 31, 2019
Interest Period	From May 20, 2019 to June 21, 2019 = 32 days

### Index

1. Contact Information
2. Reporting Contact Details
3. Counterparty History
4. Overview Dates
5. Portfolio Information
6. Reserves
7. Performance Data
8. Defaulted Amount & Recovery Amount
9. Defaulted Amount & Recovery Amount - Loan Level Data
10. Outstanding Note Balance
11. Original Principal Balance
12. Aggregate Principal Balance
13. Aggregate Outstanding Principal Balance
14. Down Payments
15. Borrower Concentration
16. Geographical Distribution
17. Car Type & Customer Group
18. Delinquencies
19. Seasoning
20. Remaining Term
21. Original Term
22. Vehicle Class
23. Payment Type
24. Interest Rates
25. Credit Type
26. Contracts per Customer
27. Amortisation
28. Priority of Payments
29. Transaction Costs
30. Ratings
31. Swap Counterparty Data

**Compartment German Auto Loans 7**  
**Monthly Investor Report**

**BMW**  
**GROUP**



Rolls-Royce  
Motor Cars Limited

Reporting Date	June 11, 2019
Payment Date	June 21, 2019
Period No	20
Monthly Period	May 31, 2019
Interest Period	From May 20, 2019 to June 21, 2019 = 32 days

**1. Contact Information**

**Transaction Parties**

**Issuer:** **Bavarian Sky S.A.**  
Acting in respect of its Compartment German Auto Loans 7  
2a, rue Nicolas Bové  
L-1253 Luxembourg  
Luxembourg  
Attn.: Valérie Schleimer  
valerie.schleimer@intertrustgroup.com  
+352 26 4491

**Corporate Administrator:** **Intertrust (Luxembourg) S.à r.l.**  
6, Rue Eugène Ruppert  
L-2453 Luxembourg  
Luxembourg  
Attn.: Valérie Schleimer  
valerie.schleimer@intertrustgroup.com  
+352 26 44 91

**Originator/Servicer:** **BMW Bank GmbH**  
Lilienthalallee 26  
80939 Munich  
Germany  
Attn.: Antoun Zakhour  
abs.bmwgroup@bmw.de  
+49-89-382-61467  
Attn.: Michael Dalchow  
abs.bmwgroup@bmw.de  
+49-89-382-53070

**Compartment German Auto Loans 7**  
**Monthly Investor Report**

**BMW**  
**GROUP**



Rolls-Royce  
Motor Cars Limited

Reporting Date	June 11, 2019
Payment Date	June 21, 2019
Period No	20
Monthly Period	May 31, 2019
Interest Period	From May 20, 2019 to June 21, 2019 = 32 days

**1. Contact Information**

**Transaction Parties**

**Calculation Agent/Paying Agent/**

**Bank of New York Mellon, London Branch**

One Canada Square  
E14 5AL London  
United Kingdom  
Attn.: Corporate Trust Administration  
BNYM.structured.finance.team.8@bnymellon.com

**Trustee:**

**BNY Mellon Corporate Trustee Services Limited**

One Canada Square  
E14 5AL London  
United Kingdom  
Attn.: Corporate Trust Administration  
BNYM.structured.finance.team.8@bnymellon.com

**Issuer Account Bank:**

**Bank of New York Mellon, Frankfurt Branch**

Friedrich-Ebert-Anlage 49, Messeturm  
60327 Frankfurt am Main  
Germany  
Attn.: Corporate Trust Administrator  
BNYM.Structured.Finance.Team.8@bnymellon.com

**Compartment German Auto Loans 7**  
**Monthly Investor Report**

**BMW**  
**GROUP**



Rolls-Royce  
Motor Cars Limited

Reporting Date	June 11, 2019
Payment Date	June 21, 2019
Period No	20
Monthly Period	May 31, 2019
Interest Period	From May 20, 2019 to June 21, 2019 = 32 days

**1. Contact Information**

**Transaction Parties**

**Data Trustee:**

**Bank of New York Mellon, Frankfurt Branch**  
Friedrich-Ebert-Anlage 46, Messeturm  
60327 Frankfurt am Main  
Germany  
Attn.: Corporate Trust Administration  
BNYM.structured.finance.team.8@bnymellon.com

**Swap Counterparty:**

**Skandinaviska Enskilda Banken AB (publ)**  
Kungsträdgårdsgatan 8  
SE-106 40 Stockholm  
Sweden  
docunit@seb.se

**Rating Agencies:**

**Fitch Ratings Ltd**  
30 North Colonnade, Canary Wharf  
E14 5GN London  
United Kingdom  
ABSsurveillance@fitchratings.com

**Moody's Investors Service Limited**  
One Canada Square, Canary Wharf  
E14 5FH London  
United Kingdom  
monitor.abs@moodys.com

**Compartment German Auto Loans 7**  
**Monthly Investor Report**

**BMW**  
**GROUP**



Rolls-Royce  
Motor Cars Limited

Reporting Date	June 11, 2019
Payment Date	June 21, 2019
Period No	20
Monthly Period	May 31, 2019
Interest Period	From May 20, 2019 to June 21, 2019 = 32 days

**2. Reporting Contact Details**

**Contact for Servicer Report (Portfolio related information in Investor Report)**

**Contact for Investor Reporting:**

**BMW Bank GmbH**

Lilienthalallee 26  
80939 Munich  
Germany  
Attn.: Antoun Zakhour  
abs.bmwgroup@bmw.de  
+49-89-382-61467

Attn.: Michael Dalchow  
abs.bmwgroup@bmw.de  
+49-89-382-53070

**Calculation Agent:**

**Bank of New York Mellon, London Branch**

One Canada Square  
E14 5AL London  
United Kingdom  
Attn. Corporate Trust Administration  
BNYM.structured.finance.team.8@bnymellon.com

**Compartment German Auto Loans 7**  
**Monthly Investor Report**

**BMW**  
**GROUP**



Rolls-Royce  
Motor Cars Limited

Reporting Date	June 11, 2019
Payment Date	June 21, 2019
Period No	20
Monthly Period	May 31, 2019
Interest Period	From May 20, 2019 to June 21, 2019 = 32 days

**3. Counterparty History**

Replacement Party to be added if applicable

**Compartment German Auto Loans 7**  
**Monthly Investor Report**



Rolls-Royce  
 Motor Cars Limited

Reporting Date	June 11, 2019		
Payment Date	June 21, 2019		
Period No	20		
Monthly Period	May 31, 2019		
Interest Period	From	May 20, 2019	to June 21, 2019 = 32 days

**4. Overview Dates**

<b>Initial Cut-Off Date:</b>	30/09/2017		
<b>Issue Date:</b>	18/10/2017	<b>Legal Maturity Date:</b>	20/10/2024
<b>Reporting Date</b>	11/06/2019		
<b>Investor Reporting Date</b>	18/06/2019		
<b>Interest Determination Date</b>	16/05/2019		
<b>Reporting Frequency:</b>	monthly		
<b>Monthly Period No. (since Issue Date):</b>	20	<b>(since Issue Date)</b>	
<b>Payment Date:</b>	21/06/2019		
<b>Next Payment Date</b>	22/07/2019		
<b>Monthly Period:</b>	01/05/2019	<b>until</b>	31/05/2019



**Compartment German Auto Loans 7**  
**Monthly Investor Report**



Rolls-Royce  
Motor Cars Limited

Reporting Date	June 11, 2019		
Payment Date	June 21, 2019		
Period No	20		
Monthly Period	May 31, 2019		
Interest Period	From	May 20, 2019	to June 21, 2019 = 32 days

**5. Portfolio Information**

	current period	prior period
<b>Outstanding receivables in EUR</b>	<b>Aggregate outstanding principal balance</b>	<b>Aggregate outstanding principal balance</b>
<b>Beginning of period in EUR</b>	553,881,905.27	581,090,413.21
Scheduled principal payments in EUR	15,850,016.22	16,507,733.53
Prepayment* principal in EUR	9,127,199.96	9,474,507.91
Prepayments* number of contracts	636	641
Repurchases* principal in EUR	1,092,300.75	1,052,542.75
Repurchases* number of contracts	59	59
<b>Total principal collections in EUR</b>	26,069,516.93	27,034,784.19
<b>Total interest collections in EUR</b>	1,409,658.76	1,483,936.40
<b>Defaulted Amounts in EUR</b>	439.713,54	338,051.22
<b>Recoveries in EUR</b>	238,073.17	164,327.47
<b>Late Recoveries in EUR</b>	42,582.07	21,564.30
<b>End of Period in EUR</b>	527,610,747.97	553,881,905.27
<b>Current prepayment rate (annualised) in %</b>	<b>18.56</b>	<b>18.38</b>

\* Prepayments are defined as all contracts that are early settled by the borrower and repurchases are defined as all contracts that are repurchased due to modification of contract.

**Compartment German Auto Loans 7**  
**Monthly Investor Report**



Rolls-Royce  
Motor Cars Limited

Reporting Date	June 11, 2019				
Payment Date	June 21, 2019				
Period No	20				
Monthly Period	May 31, 2019				
Interest Period	From	May 20, 2019	to	June 21, 2019	= 32 days

**6. Reserves**

**Aggregate outstanding notes balance**

Initial outstanding notes balance in EUR 1,075,300,000.00

<b>Cash Reserve</b>	<b>in EUR</b>
Outstanding cash reserve beginning of period	5,380,000.00
Interest on cash reserve - previous period	0.00
Required cash reserve	5,380,000.00
Outstanding cash reserve end of period	5,380,000.00

<b>Triggers*</b>								
Reserves	Current ratio	Trigger	Required Rating BMW AG				Trigger Breach	
			Fitch	S&P	Moody's	DBRS		
Commingling Reserve			Long Term	A	N/A	A2	N/A	no
			Short Term	F1	N/A	P-1	N/A	no

\* Breach of one of these triggers in conjunction with any other event as set out in the Servicing Agreement and / or the Receivables Purchase Agreement will oblige BMW Bank GmbH to post additional cash collateral. The Reserves will be adjusted on a monthly basis and shall be deposited in the Issuer Account and exclusively reserved to cover risks.

<b>Commingling Reserve</b>	<b>in EUR</b>
Outstanding Commingling Reserve end of period	0.00

**Set-Off Risk (current ratio): 0,01%**

**Compartment German Auto Loans 7**  
**Monthly Investor Report**



Rolls-Royce  
 Motor Cars Limited

Reporting Date	June 11, 2019		
Payment Date	June 21, 2019		
Period No	20		
Monthly Period	May 31, 2019		
Interest Period	From	May 20, 2019	to June 21, 2019 = 32 days

**7. Performance Data**

**Aggregate outstanding notes balance**

Beginning of period (in EUR)	517,626,751.20
End of period (in EUR)	490,232,271.28

**Ratios**

<b>31- 60 days past due</b>	(in EUR)	(in %)
31- 60 days past due period before previous period	1,276,750.88	0.22
31- 60 days past due previous period	847,997.50	0.15
31- 60 days past due current period	1,175,322.49	0.22

<b>61- 90 days past due</b>	(in EUR)	(in %)
61- 90 days past due period before previous period	451,844.04	0.08
61- 90 days past due previous period	454,220.73	0.08
61- 90 days past due current period	297,932.42	0.06

<b>Cumulative net loss ratio</b>	<b>Current ratio</b>
Cumulative net loss ratio (in %)	0.21

**Compartment German Auto Loans 7**  
**Monthly Investor Report**



Rolls-Royce  
 Motor Cars Limited

Reporting Date	June 11, 2019		
Payment Date	June 21, 2019		
Period No	20		
Monthly Period	May 31, 2019		
Interest Period	From	May 20, 2019	to June 21, 2019 = 32 days

**7. Performance Data**

<b>Performance data</b>	
Number of contracts being 31 - 60 days delinquent	60
Number of contracts being 61 - 90 days delinquent	20
Balance of contracts being 31 - 60 days delinquent (in EUR)	1,175,322.49
Balance of contracts being 61 - 90 days delinquent (in EUR)	297,932.42
Defaulted amounts (in EUR)	439.714
Cumulative defaulted amounts (in EUR)	4.746.358
Recoveries (in EUR)	238,073.17
Cumulative recoveries (in EUR)	2,498,980.19

**Compartment German Auto Loans 7**  
**Monthly Investor Report**



Rolls-Royce  
Motor Cars Limited

Reporting Date	June 11, 2019			
Payment Date	June 21, 2019			
Period No	20			
Monthly Period	May 31, 2019			
Interest Period	From	May 20, 2019	to	June 21, 2019 = 32 days

**8. Defaulted Amount & Recovery Amount**

**(as at end of Monthly Period)**

Collection Period	No. of Defaulted Agreements in Collection Period	Defaulted Amount in Collection Period (in EUR)	Cumulative Defaulted Amount since Initial Cut-Off Date (in EUR)	Cumulative Amount of Purchased Receivables (in EUR)	Cumulative Default Ratio (in %)	Recovery Amount in Collection Period (in EUR)	Cumulative Recoveries since Initial Cut-Off Date (in EUR)	Cumulative Net Losses (in EUR)	Cumulative Net Loss Ratio (in %)
Sept - 17	0	n/a	n/a	1,075,299,885.00	n/a	n/a	n/a	n/a	n/a
Oct - 17	12	62.01	62.01	1,075,299,885.00	0.00	0.00	0.00	62.00	0.00
Nov - 17	18	79.32	141.33	1,075,299,885.00	0.00	0.00	0.00	141.00	0.00
Dec - 17	17	65.10	206.43	1,075,299,885.00	0.00	0.00	0.00	206.00	0.00
Jan - 18	20	87,506.96	87,713.39	1,075,299,885.00	0.01	51,683.18	51,683.18	36,030.00	0.00
Feb - 18	18	84,172.99	171,886.38	1,075,299,885.00	0.02	61,520.07	113,203.25	58,683.00	0.01
Mar - 18	14	129,057.18	300,943.56	1,075,299,885.00	0.03	61,859.37	175,062.62	125,881.00	0.01
Apr - 18	22	83,113.92	384,057.48	1,075,299,885.00	0.04	41,694.28	216,756.90	167,301.00	0.02
May - 18	24	267,416.46	651,473.94	1,075,299,885.00	0.06	114,363.34	331,120.24	320,354.00	0.03
June - 18	25	327,360.95	978,834.89	1,075,299,885.00	0.09	162,353.97	493,474.21	485,361.00	0.05
July - 18	20	245,137.39	1,223,972.28	1,075,299,885.00	0.11	136,969.99	630,444.20	593,528.00	0.06
Aug - 18	34	471,551.50	1,695,523.78	1,075,299,885.00	0.16	269,691.87	900,136.07	795,388.00	0.07
Sept - 18	24	368,588.76	2,064,112.54	1,075,299,885.00	0.19	222,746.68	1,122,882.75	941,230.00	0.09
Oct - 18	37	416,112.35	2,480,224.89	1,075,299,885.00	0.23	240,505.93	1,363,388.68	1,116,836.00	0.10
Nov - 18	31	236,693.50	2,716,918.39	1,075,299,885.00	0.25	113,001.36	1,476,390.04	1,240,528.00	0.12
Dec - 18	20	317,952.16	3,034,870.55	1,075,299,885.00	0.28	109,040.43	1,585,430.47	1,449,440.00	0.13
Jan - 19	37	253,107.72	3,287,978.27	1,075,299,885.00	0.31	132,610.79	1,718,041.26	1,569,937.00	0.15
Feb - 19	28	207,238.41	3,495,216.68	1,075,299,885.00	0.33	94,566.91	1,812,608.17	1,682,609.00	0.16
Mar - 19	39	473,376.34	3,968,593.02	1,075,299,885.00	0.37	283,971.38	2,096,579.55	1,872,013.00	0.17
Apr - 19	35	338,051.22	4,306,644.24	1,075,299,885.00	0.40	164,327.47	2,260,907.02	2,045,737.00	0.19
May - 19	49	439,713.54	4,746,357.78	1,075,299,885.00	0.44	238,073.17	2,498,980.19	2,247,378.00	0.21

**Compartment German Auto Loans 7**  
**Monthly Investor Report**



Rolls-Royce  
Motor Cars Limited

Reporting Date	June 11, 2019			
Payment Date	June 21, 2019			
Period No	20			
Monthly Period	May 31, 2019			
Interest Period	From	May 20, 2019	to	June 21, 2019 = 32 days

**9. Defaulted Amount & Recovery Amount - Loan Level Data\***

	Month / Year of Default	Month / Year of Loan Origination	Principal Balance (Initial in EUR)	Principal Balance of Loan at Default (in EUR)	Recovery Total (in EUR)	Principal Balance End of Period (in EUR)	Object Type (new / used)	Vehicle Series	Customer Type (private / commercial)	Out of Deal (Month / Year)
1	Jan - 18	Sept - 14	16,351.13	16,351.13	12,044.87	4,306.26	Used	5 Series	Commercial	
2	Jan - 18	Feb - 16	15,652.00	15,652.00	8,583.73	7,068.27	Used	X1 Series	Commercial	
3	Jan - 18	May - 17	38,255.90	37,796.02	37,796.02	0.00	Used	5 Series	Commercial	
4	Feb - 18	July - 16	26,755.60	26,145.58	18,020.29	8,125.29	Used	5 Series	Commercial	
5	Feb - 18	Feb - 17	9,447.90	9,295.57	8,097.14	1,198.43	Used	Other BMW Group	Private	
6	Feb - 18	Aug - 16	12,385.40	361.40	-12.84	374.24	Used	MINI	Commercial	
7	Mar - 18	June - 17	7,754.36	7,672.08	7,672.08	0.00	New	3 Series	Commercial	
8	Mar - 18	Feb - 17	27,414.41	12,056.53	888.06	11,168.47	Used	5 Series	Commercial	
9	Mar - 18	June - 17	61,865.07	61,865.07	16,004.71	45,860.36	New	7 Series	Commercial	
10	Apr - 18	May - 17	33,020.68	16,725.26	1,501.13	15,224.13	Used	5 Series	Commercial	
11	May - 18	Jan - 16	21,138.17	20,707.29	12,795.45	7,911.84	New	2 Series	Commercial	
12	May - 18	Mar - 17	25,856.04	12,152.61	0.00	12,152.61	Used	X5 Series	Commercial	
13	May - 18	Mar - 17	66,717.12	66,557.12	51,279.48	15,277.64	New	X6 Series	Commercial	
14	May - 18	Apr - 16	20,929.31	20,385.90	12,193.09	8,192.81	New	2 Series	Commercial	
15	May - 18	June - 17	18,307.55	17,407.53	13,418.87	3,988.66	Used	7 Series	Commercial	
16	May - 18	Feb - 17	10,502.59	9,919.52	7,093.16	2,826.36	Used	MINI	Private	
17	May - 18	May - 17	51,041.47	19,980.05	-59.93	20,039.98	Used	X6 Series	Commercial	
18	May - 18	June - 17	37,045.24	34,446.44	19,156.74	15,289.70	Used	7 Series	Commercial	
19	May - 18	Sept - 15	18,305.20	16,940.56	11,761.26	5,179.30	New	1 Series	Private	
20	May - 18	Feb - 17	23,033.85	20,900.66	16,415.17	4,485.49	New	3 Series	Commercial	
21	June - 18	June - 16	24,340.07	23,322.85	16,856.57	6,466.28	Used	X5 Series	Commercial	
22	June - 18	Dec - 15	28,372.42	25,452.38	0.00	25,452.38	Used	X3 Series	Commercial	
23	June - 18	Dec - 16	26,532.31	25,907.47	12,598.12	13,309.35	Used	1 Series	Commercial	
24	June - 18	June - 17	23,633.84	22,611.14	12,624.08	9,987.06	Used	X3 Series	Private	
25	June - 18	May - 17	35,563.19	34,218.47	34,218.47	0.00	Used	4 Series	Commercial	
26	June - 18	May - 16	35,814.39	33,496.35	19,435.00	14,061.35	New	2 Series	Private	
27	June - 18	Nov - 14	23,535.49	23,085.05	2,993.07	20,091.98	Used	5 Series	Commercial	
28	July - 18	Mar - 17	19,927.47	19,346.42	19,346.42	0.00	New	3 Series	Commercial	
29	July - 18	Mar - 17	34,988.88	34,586.11	18,403.94	16,182.17	Used	5 Series	Commercial	
30	July - 18	Jan - 17	28,522.72	28,007.56	0.00	28,007.56	Used	X5 Series	Commercial	
31	July - 18	June - 14	13,592.72	12,259.74	5,990.07	6,269.67	Used	1 Series	Commercial	
32	July - 18	July - 16	28,419.61	28,114.57	0.00	28,114.57	New	MINI	Commercial	
33	July - 18	May - 16	34,023.99	30,600.34	13,450.45	17,149.89	Used	7 Series	Commercial	
34	Aug - 18	Aug - 15	24,999.79	23,017.72	17,680.97	5,336.75	New	2 Series	Private	
35	Aug - 18	Apr - 15	962.41	726.59	192.44	534.15	Used	Non BMW Group (incl. Motorcycles)	Private	
36	Aug - 18	Apr - 17	16,845.57	16,217.29	0.00	16,217.29	Used	X5 Series	Commercial	

**Compartment German Auto Loans 7**  
**Monthly Investor Report**



Rolls-Royce  
Motor Cars Limited

Reporting Date	June 11, 2019				
Payment Date	June 21, 2019				
Period No	20				
Monthly Period	May 31, 2019				
Interest Period	From	May 20, 2019	to	June 21, 2019	= 32 days

**9. Defaulted Amount & Recovery Amount - Loan Level Data\***

	Month / Year of Default	Month / Year of Loan Origination	Principal Balance (Initial in EUR)	Principal Balance of Loan at Default (in EUR)	Recovery Total (in EUR)	Principal Balance End of Period (in EUR)	Object Type (new / used)	Vehicle Series	Customer Type (private / commercial)	Out of Deal (Month / Year)
37	Aug - 18	Nov - 16	36,644.59	33,513.92	19,222.23	14,291.69	Used	5 Series	Commercial	
38	Aug - 18	Mar - 17	10,482.03	9,302.52	5,869.68	3,432.84	Used	1 Series	Commercial	
39	Aug - 18	May - 17	25,352.83	19,045.67	19,045.67	0.00	Used	5 Series	Commercial	
40	Aug - 18	July - 16	73,943.14	70,559.52	44,635.44	25,924.08	New	7 Series	Commercial	
41	Aug - 18	Sept - 13	17,269.90	15,987.38	9,760.00	6,227.38	Used	3 Series	Private	
42	Aug - 18	Dec - 16	52,254.96	49,582.81	35,265.10	14,317.71	New	Non BMW Group (incl. Motorcycles)	Commercial	
43	Aug - 18	Mar - 17	14,042.31	13,825.55	0.00	13,825.55	Used	Non BMW Group (incl. Motorcycles)	Commercial	
44	Aug - 18	Oct - 16	50,943.75	48,088.32	27,713.71	20,374.61	New	X4 Series	Commercial	
45	Aug - 18	May - 16	36,849.12	33,470.06	27,691.12	5,778.94	New	3 Series	Commercial	
46	Aug - 18	Jan - 15	1,348.70	238.79	238.79	0.00	Used	MINI	Private	
47	Aug - 18	June - 12	22,127.86	20,890.96	4,438.92	16,452.04	Used	X5 Series	Commercial	
48	Aug - 18	June - 17	15,492.00	15,149.88	7,128.45	8,021.43	Used	3 Series	Commercial	
49	Aug - 18	Feb - 17	22,045.68	19,961.05	13,020.83	6,940.22	Used	3 Series	Private	
50	Sept - 18	Feb - 16	23,789.44	21,268.29	12,380.90	8,887.39	Used	3 Series	Commercial	
51	Sept - 18	Apr - 17	30,861.96	30,074.79	28,771.31	1,303.48	Used	4 Series	Private	
52	Sept - 18	Nov - 14	10,964.80	1,876.72	-114.56	1,991.28	New	3 Series	Commercial	
53	Sept - 18	Jan - 17	17,266.21	15,587.24	8,331.95	7,255.29	Used	3 Series	Commercial	
54	Sept - 18	Dec - 16	27,134.97	25,521.34	11,103.59	14,417.75	Used	X3 Series	Commercial	
55	Sept - 18	Apr - 17	40,651.37	37,478.29	28,030.52	9,447.77	New	Non BMW Group (incl. Motorcycles)	Commercial	
56	Sept - 18	May - 15	12,381.23	1,639.44	-1,581.39	3,220.83	Used	5 Series	Commercial	
57	Sept - 18	Mar - 17	35,948.64	33,707.15	19,804.65	13,902.50	New	X1 Series	Commercial	
58	Sept - 18	July - 16	17,900.94	16,271.01	0.00	16,271.01	Used	X5 Series	Commercial	
59	Sept - 18	Mar - 17	39,928.94	38,639.19	0.00	38,639.19	Used	7 Series	Commercial	
60	Oct - 18	Jan - 17	13,430.72	12,385.79	5,873.82	6,511.97	Used	Non BMW Group (incl. Motorcycles)	Commercial	
61	Oct - 18	Feb - 17	20,573.50	18,460.91	11,167.07	7,293.84	Used	MINI	Private	
62	Oct - 18	Feb - 17	27,603.66	8,701.87	-78.77	8,780.64	New	X1 Series	Commercial	
63	Oct - 18	Mar - 16	6,183.18	2,086.32	2,086.32	0.00	Used	Non BMW Group (incl. Motorcycles)	Private	
64	Oct - 18	Mar - 17	39,194.73	38,167.88	27,782.27	10,385.61	New	4 Series	Commercial	
65	Oct - 18	Oct - 16	29,281.64	24,521.37	20,607.27	3,914.10	Used	7 Series	Commercial	
66	Oct - 18	Mar - 15	13,169.45	13,169.45	0.00	13,169.45	New	1 Series	Private	
67	Oct - 18	Apr - 17	43,365.26	39,880.05	28,337.26	11,542.79	New	Non BMW Group (incl. Motorcycles)	Commercial	
68	Oct - 18	Nov - 13	27,226.06	10,913.85	-111.68	11,025.53	Used	5 Series	Commercial	
69	Oct - 18	Apr - 17	34,672.56	33,209.52	18,084.32	15,125.20	New	2 Series	Commercial	
70	Nov - 18	June - 17	28,132.42	19,411.55	0.00	19,411.55	New	4 Series	Commercial	
71	Nov - 18	Apr - 15	3,286.87	410.55	410.55	0.00	Used	Non BMW Group (incl. Motorcycles)	Commercial	
72	Nov - 18	Apr - 15	11,277.93	8,532.81	2,152.08	6,380.73	New	MINI	Private	

**Compartment German Auto Loans 7**  
**Monthly Investor Report**



Rolls-Royce  
Motor Cars Limited

Reporting Date	June 11, 2019				
Payment Date	June 21, 2019				
Period No	20				
Monthly Period	May 31, 2019				
Interest Period	From	May 20, 2019	to	June 21, 2019	= 32 days

**9. Defaulted Amount & Recovery Amount - Loan Level Data\***

	Month / Year of Default	Month / Year of Loan Origination	Principal Balance (Initial in EUR)	Principal Balance of Loan at Default (in EUR)	Recovery Total (in EUR)	Principal Balance End of Period (in EUR)	Object Type (new / used)	Vehicle Series	Customer Type (private / commercial)	Out of Deal (Month / Year)
73	Nov - 18	June - 17	28,721.22	25,245.75	14,454.02	10,791.73	Used	X5 Series	Private	
74	Nov - 18	May - 17	14,983.47	14,829.76	11,830.00	3,046.49	New	Other BMW Group	Private	
75	Nov - 18	Feb - 17	19,903.16	19,342.05	0.00	19,342.05	Used	X3 Series	Private	
76	Dec - 18	June - 17	20,764.48	18,819.41	14,909.39	3,910.02	Used	5 Series	Private	
77	Dec - 18	May - 17	29,178.48	21,981.81	21,981.81	0.00	Used	7 Series	Commercial	
78	Dec - 18	May - 14	2,499.54	1,554.37	585.36	969.01	Used	Non BMW Group (incl. Motorcycles)	Private	
79	Dec - 18	Oct - 16	49,043.72	45,194.50	33,962.02	11,232.48	New	2 Series	Commercial	
80	Dec - 18	Sept - 13	10,133.43	8,795.55	2,960.21	5,835.34	Used	MINI	Commercial	
81	Dec - 18	July - 15	25,141.85	21,795.24	13,286.11	8,509.13	New	2 Series	Private	
82	Dec - 18	Sept - 16	46,956.82	44,743.91	0.00	44,899.64	New	4 Series	Commercial	
83	Dec - 18	June - 17	76,861.51	68,784.19	27,367.16	41,417.03	New	5 Series	Commercial	
84	Dec - 18	Apr - 15	12,721.07	11,603.67	0.00	11,603.67	Used	1 Series	Private	
85	Dec - 18	May - 14	27,334.10	24,644.53	0.00	24,644.53	Used	X6 Series	Private	
86	Jan - 19	May - 17	19,787.47	18,397.85	0.00	18,397.85	Used	1 Series	Private	
87	Jan - 19	Oct - 15	10,421.90	8,647.75	8,010.60	637.15	Used	1 Series	Commercial	
88	Jan - 19	Feb - 17	12,958.05	9,890.86	5,622.27	4,268.59	Used	Non BMW Group (incl. Motorcycles)	Commercial	
89	Jan - 19	Feb - 17	31,982.53	29,736.84	0.00	29,736.84	Used	7 Series	Commercial	
90	Jan - 19	Nov - 16	23,753.51	11,899.67	196.21	11,703.46	New	2 Series	Private	
91	Jan - 19	Jan - 15	17,225.98	14,746.15	14,746.15	0.00	Used	MINI	Private	
92	Jan - 19	Jan - 17	10,254.95	6,028.79	6,028.79	0.00	Used	1 Series	Private	
93	Jan - 19	Apr - 17	17,964.30	14,568.40	8,674.50	5,893.90	Used	X1 Series	Private	
94	Jan - 19	Mar - 17	22,839.49	21,087.77	13,047.80	8,039.97	New	MINI	Commercial	
95	Jan - 19	Dec - 15	7,603.49	6,888.56	2,986.51	3,902.05	New	Non BMW Group (incl. Motorcycles)	Commercial	
96	Jan - 19	Nov - 16	13,749.59	12,764.39	0.00	12,794.13	New	MINI	Private	
97	Feb - 19	May - 17	39,995.67	34,454.72	16,848.08	17,606.64	Used	5 Series	Commercial	
98	Feb - 19	July - 15	20,460.64	18,575.16	7,252.55	11,322.61	Used	1 Series	Private	
99	Feb - 19	Oct - 15	11,337.60	8,481.96	7,034.53	1,447.43	Used	1 Series	Private	
100	Feb - 19	Mar - 17	15,275.58	6,892.99	0.00	6,892.99	Used	MINI	Commercial	
101	Feb - 19	Nov - 16	17,796.82	15,883.03	9,783.15	6,099.88	New	3 Series	Commercial	
102	Feb - 19	Mar - 17	18,788.51	17,553.37	11,473.00	6,080.37	Used	3 Series	Private	
103	Feb - 19	May - 17	2,691.94	1,695.13	800.00	895.13	Used	3 Series	Commercial	
104	Feb - 19	July - 15	2,676.73	778.17	778.17	0.00	Used	MINI	Private	
105	Feb - 19	Nov - 16	28,774.12	25,291.52	14,925.34	10,366.18	New	3 Series	Commercial	
106	Feb - 19	Sept - 16	20,979.10	19,508.87	13,831.03	5,677.84	New	3 Series	Commercial	
107	Feb - 19	July - 15	26,544.50	23,255.73	3,422.02	19,833.71	New	2 Series	Private	
108	Mar - 19	Apr - 17	21,236.40	18,865.01	10,623.49	8,241.52	Used	Non BMW Group (incl. Motorcycles)	Commercial	



# Compartment German Auto Loans 7

## Monthly Investor Report



Rolls-Royce  
Motor Cars Limited

Reporting Date	June 11, 2019		
Payment Date	June 21, 2019		
Period No	20		
Monthly Period	May 31, 2019		
Interest Period	From	May 20, 2019	to June 21, 2019 = 32 days

### 9. Defaulted Amount & Recovery Amount - Loan Level Data\*

	Month / Year of Default	Month / Year of Loan Origination	Principal Balance (Initial in EUR)	Principal Balance of Loan at Default (in EUR)	Recovery Total (in EUR)	Principal Balance End of Period (in EUR)	Object Type (new / used)	Vehicle Series	Customer Type (private / commercial)	Out of Deal (Month / Year)
109	Mar - 19	Aug - 15	13,139.33	1,968.15	1,968.15	0.00	Used	1 Series	Private	
110	Mar - 19	Mar - 17	12,680.13	10,942.52	8,800.00	2,169.68	Used	1 Series	Private	
111	Mar - 19	May - 17	47,695.94	41,509.08	23,024.60	18,484.48	New	X1 Series	Commercial	
112	Mar - 19	Feb - 17	8,780.57	7,596.87	0.00	7,596.87	Used	MINI	Commercial	
113	Mar - 19	Feb - 16	19,464.00	3,702.92	-224.96	3,927.88	Used	5 Series	Commercial	
114	Mar - 19	June - 17	40,967.63	36,937.11	10,287.35	26,649.76	New	2 Series	Private	
115	Mar - 19	Apr - 14	23,700.61	17,307.23	11,211.72	6,095.51	Used	7 Series	Commercial	
116	Mar - 19	Mar - 17	84,148.63	72,738.57	41,932.77	30,805.80	New	X5 Series	Commercial	
117	Mar - 19	Nov - 15	15,878.54	12,487.51	10,336.13	2,151.38	Used	5 Series	Commercial	
118	Mar - 19	Apr - 17	32,869.57	27,691.71	15,825.44	11,866.27	Used	3 Series	Commercial	
119	Mar - 19	Oct - 15	10,072.52	7,998.19	7,951.22	46.97	Used	MINI	Private	
120	Mar - 19	Feb - 17	30,657.27	28,858.11	13,080.63	15,777.48	New	2 Series	Commercial	
121	Mar - 19	June - 17	21,633.42	19,505.74	7,900.00	11,605.74	Used	5 Series	Private	
122	Mar - 19	June - 17	10,558.38	8,288.29	7,608.69	679.60	Used	MINI	Private	
123	Mar - 19	Mar - 17	19,314.80	17,451.16	11,547.86	5,903.30	New	1 Series	Commercial	
124	Mar - 19	Feb - 16	38,517.19	35,260.99	23,641.87	11,619.12	New	1 Series	Commercial	
125	Mar - 19	Nov - 16	73,352.11	63,627.79	47,815.13	15,812.66	New	3 Series	Commercial	
126	Mar - 19	June - 17	27,451.10	22,903.83	15,023.39	7,880.44	Used	5 Series	Commercial	
127	Apr - 19	May - 17	26,858.21	22,979.72	14,861.58	8,118.14	Used	5 Series	Commercial	
128	Apr - 19	May - 17	28,372.04	24,026.08	16,517.47	7,508.61	Used	7 Series	Commercial	
129	Apr - 19	Sept - 15	54,212.19	4,900.88	2,515.34	2,385.54	New	X6 Series	Commercial	
130	Apr - 19	Dec - 16	25,185.80	24,256.90	12,955.06	11,301.84	New	3 Series	Commercial	
131	Apr - 19	Mar - 17	46,717.50	39,134.37	18,354.58	20,779.79	New	4 Series	Commercial	
132	Apr - 19	Sept - 16	14,320.79	13,398.30	0.00	13,398.30	Used	Non BMW Group (incl. Motorcycles)	Commercial	
133	Apr - 19	Sept - 16	37,005.06	31,095.19	0.00	31,095.19	New	5 Series	Commercial	
134	Apr - 19	Feb - 17	13,956.26	12,185.99	4,389.53	7,796.46	Used	3 Series	Private	
135	Apr - 19	Mar - 17	19,345.54	16,354.78	10,326.70	6,028.08	Used	5 Series	Commercial	
136	Apr - 19	June - 17	68,976.15	61,070.90	23,063.97	38,006.93	New	3 Series	Commercial	
137	Apr - 19	June - 17	36,061.97	33,276.79	23,170.40	10,106.39	Used	X5 Series	Commercial	
138	Apr - 19	Dec - 16	16,462.21	14,010.80	9,048.86	4,961.94	Used	Non BMW Group (incl. Motorcycles)	Commercial	
139	May - 19	Apr - 17	30,779.68	25,869.83	19,075.63	6,794.20	New	5 Series	Commercial	
140	May - 19	Feb - 16	28,012.41	20,228.97	14,911.15	5,317.82	Used	X6 Series	Commercial	
141	May - 19	Oct - 13	16,570.07	12,821.23	0.00	12,821.23	Used	Non BMW Group (incl. Motorcycles)	Commercial	
142	May - 19	Oct - 15	19,932.95	15,989.37	0.00	15,989.37	New	1 Series	Private	
143	May - 19	Mar - 17	24,173.67	8,760.60	0.00	8,760.60	New	2 Series	Commercial	
144	May - 19	Sept - 16	26,068.39	22,258.71	12,820.37	9,438.34	Used	5 Series	Commercial	

**Compartment German Auto Loans 7**  
**Monthly Investor Report**



Rolls-Royce  
Motor Cars Limited

Reporting Date	June 11, 2019		
Payment Date	June 21, 2019		
Period No	20		
Monthly Period	May 31, 2019		
Interest Period	From	May 20, 2019	to June 21, 2019 = 32 days

**9. Defaulted Amount & Recovery Amount - Loan Level Data\***

	Month / Year of Default	Month / Year of Loan Origination	Principal Balance (Initial in EUR)	Principal Balance of Loan at Default (in EUR)	Recovery Total (in EUR)	Principal Balance End of Period (in EUR)	Object Type (new / used)	Vehicle Series	Customer Type (private / commercial)	Out of Deal (Month / Year)
145	May - 19	Oct - 15	11,071.17	8,077.62	250.00	7,827.62	Used	1 Series	Commercial	
146	May - 19	Jan - 16	40,309.50	33,056.88	18,794.19	14,262.69	Used	X5 Series	Commercial	
147	May - 19	Mar - 17	20,688.97	16,111.75	11,644.89	4,466.86	Used	MINI	Private	
148	May - 19	June - 17	66,804.97	58,856.45	36,863.82	21,992.63	Used	7 Series	Commercial	
149	May - 19	Mar - 16	21,700.02	14,128.09	0.00	14,128.09	New	5 Series	Commercial	
150	May - 19	Mar - 16	15,689.13	13,076.27	9,351.22	3,725.05	Used	3 Series	Private	
151	May - 19	Feb - 17	33,768.80	23,575.42	0.00	23,575.42	New	2 Series	Commercial	
152	May - 19	Apr - 14	13,800.42	8,807.20	6,218.63	2,588.57	Used	3 Series	Private	
153	May - 19	Apr - 17	31,668.69	27,883.20	8,439.87	19,443.33	Used	5 Series	Commercial	
154	May - 19	June - 17	16,619.74	12,517.87	11,551.22	966.65	Used	3 Series	Private	
155	May - 19	June - 17	9,853.65	6,158.95	6,158.95	0.00	Used	3 Series	Private	
156	May - 19	Oct - 16	10,901.05	9,462.32	5,714.29	3,748.03	Used	1 Series	Commercial	
157	May - 19	May - 17	15,029.13	6,742.60	0.00	6,742.60	Used	1 Series	Commercial	
158	May - 19	Mar - 17	55,475.90	52,614.69	33,696.87	18,917.82	New	X6 Series	Commercial	
159	Jan - 18	June - 17	4,814.49	4,678.96	4,071.21	607.75	Used	3 Series	Private	Apr - 18
160	Feb - 18	Jan - 17	13,015.36	13,015.36	10,496.32	2,519.04	Used	3 Series	Commercial	May - 18
161	Feb - 18	Apr - 16	18,392.34	18,392.34	15,624.13	2,768.21	New	1 Series	Private	May - 18
162	Mar - 18	Jan - 15	10,760.66	10,449.98	8,565.78	1,884.20	Used	3 Series	Commercial	June - 18
163	Apr - 18	May - 17	24,462.11	23,731.53	19,098.67	4,632.86	Used	3 Series	Private	June - 18
164	Mar - 18	Apr - 17	19,078.09	18,976.67	14,008.04	4,968.63	New	Non BMW Group (incl. Motorcycles)	Private	July - 18
165	Apr - 18	Mar - 15	18,533.65	17,307.68	14,417.98	2,889.70	New	2 Series	Private	July - 18
166	Apr - 18	Aug - 14	24,408.07	24,036.89	11,022.31	13,014.58	Used	5 Series	Private	July - 18
167	May - 18	June - 17	24,350.95	23,473.04	17,297.11	6,175.93	Used	5 Series	Commercial	July - 18
168	Feb - 18	Sept - 15	16,194.30	15,610.51	13,297.19	2,313.32	Used	Non BMW Group (incl. Motorcycles)	Commercial	Sept - 18
169	June - 18	Mar - 15	15,739.18	14,359.05	13,286.97	1,072.08	New	1 Series	Private	Sept - 18
170	June - 18	June - 17	15,118.31	14,731.56	9,656.29	5,075.27	New	Other BMW Group	Commercial	Sept - 18
171	June - 18	Mar - 17	38,982.54	38,982.54	20,803.51	18,179.03	New	2 Series	Commercial	Sept - 18
172	June - 18	Nov - 16	11,659.49	10,879.98	8,180.68	2,699.30	Used	1 Series	Commercial	Sept - 18
173	June - 18	Feb - 17	59,638.45	57,561.06	27,451.01	30,110.05	Used	X5 Series	Commercial	Sept - 18
174	July - 18	Feb - 17	9,052.80	8,479.86	7,647.61	832.25	Used	MINI	Private	Oct - 18
175	July - 18	Mar - 17	15,313.68	14,307.17	12,872.79	1,478.44	Used	5 Series	Private	Oct - 18
176	Oct - 18	July - 15	1,971.95	201.26	69.03	132.23	Used	3 Series	Commercial	Oct - 18
177	July - 18	May - 14	14,901.11	13,229.46	5,748.71	7,480.75	Used	X3 Series	Commercial	Nov - 18
178	Aug - 18	June - 15	10,989.03	9,668.44	8,141.25	1,527.19	Used	X1 Series	Private	Nov - 18
179	Aug - 18	Feb - 17	23,195.92	22,058.54	13,179.72	8,878.82	New	1 Series	Commercial	Nov - 18
180	Aug - 18	Mar - 17	11,986.15	10,957.18	6,438.78	4,518.40	Used	3 Series	Commercial	Nov - 18

**Compartment German Auto Loans 7**  
**Monthly Investor Report**



Rolls-Royce  
Motor Cars Limited

Reporting Date	June 11, 2019			
Payment Date	June 21, 2019			
Period No	20			
Monthly Period	May 31, 2019			
Interest Period	From	May 20, 2019	to	June 21, 2019 = 32 days

**9. Defaulted Amount & Recovery Amount - Loan Level Data\***

	Month / Year of Default	Month / Year of Loan Origination	Principal Balance (Initial in EUR)	Principal Balance of Loan at Default (in EUR)	Recovery Total (in EUR)	Principal Balance End of Period (in EUR)	Object Type (new / used)	Vehicle Series	Customer Type (private / commercial)	Out of Deal (Month / Year)
181	Aug - 18	May - 17	39,153.99	37,763.60	27,626.95	10,136.65	Used	X5 Series	Commercial	Nov - 18
182	Nov - 18	June - 15	12,502.56	141.10	-14.46	155.56	New	1 Series	Commercial	Nov - 18
183	Sept - 18	Mar - 17	33,303.60	30,219.35	23,885.80	6,429.96	New	5 Series	Private	Dec - 18
184	Sept - 18	Mar - 17	17,009.38	13,744.14	11,997.82	1,746.32	Used	5 Series	Commercial	Dec - 18
185	Sept - 18	July - 15	40,884.88	35,768.54	26,832.32	8,936.22	New	5 Series	Private	Dec - 18
186	Oct - 18	May - 17	32,130.31	29,069.80	20,670.87	8,398.93	New	5 Series	Commercial	Dec - 18
187	Oct - 18	Sept - 16	27,162.94	24,516.57	15,336.62	9,179.95	Used	5 Series	Commercial	Dec - 18
188	Oct - 18	May - 17	16,627.65	14,360.64	7,705.82	6,654.82	Used	5 Series	Commercial	Dec - 18
189	Oct - 18	Aug - 15	26,890.77	24,307.82	12,779.87	11,527.95	New	3 Series	Commercial	Dec - 18
190	Oct - 18	May - 16	35,716.67	32,535.22	23,132.20	9,403.02	Used	7 Series	Commercial	Dec - 18
191	Dec - 18	Feb - 16	52,362.56	199.51	139.42	60.09	New	4 Series	Commercial	Dec - 18
192	Sept - 18	May - 17	29,940.66	27,978.20	18,830.42	9,147.78	Used	5 Series	Commercial	Jan - 19
193	Oct - 18	May - 17	17,794.18	15,231.08	9,212.84	6,018.24	Used	1 Series	Commercial	Jan - 19
194	Oct - 18	May - 14	18,857.56	15,632.97	13,045.17	2,587.80	Used	X6 Series	Commercial	Jan - 19
195	Oct - 18	Dec - 13	28,231.92	23,963.79	15,551.88	8,411.91	Used	X3 Series	Commercial	Jan - 19
196	Oct - 18	Nov - 16	14,094.98	12,444.44	10,265.14	2,179.30	Used	1 Series	Commercial	Jan - 19
197	Nov - 18	May - 17	23,976.65	22,169.34	15,035.01	7,134.33	Used	3 Series	Private	Jan - 19
198	Jan - 18	June - 13	12,963.55	12,963.55	12,838.96	124.59	Used	5 Series	Private	Feb - 19
199	Oct - 18	Mar - 17	27,208.02	24,486.52	15,881.39	8,605.13	Used	3 Series	Private	Feb - 19
200	Nov - 18	Jan - 17	24,695.49	23,209.28	17,984.59	5,224.69	New	1 Series	Commercial	Feb - 19
201	Nov - 18	Jan - 17	37,185.72	35,751.27	24,960.95	10,790.32	New	5 Series	Commercial	Feb - 19
202	Nov - 18	Oct - 16	17,127.84	15,421.60	13,018.47	2,403.13	New	MINI	Commercial	Feb - 19
203	Nov - 18	June - 17	25,054.02	22,203.66	15,337.91	6,865.75	Used	5 Series	Commercial	Feb - 19
204	Nov - 18	Feb - 17	26,810.80	24,057.63	15,577.71	8,479.92	Used	X1 Series	Private	Feb - 19
205	Nov - 18	Apr - 17	1,769.88	256.31	-185.31	441.62	Used	3 Series	Commercial	Mar - 19
206	Dec - 18	May - 17	10,863.71	9,177.49	7,516.89	1,660.60	Used	7 Series	Commercial	Mar - 19
207	Dec - 18	Apr - 17	9,612.87	8,549.13	6,574.47	1,974.66	Used	1 Series	Private	Mar - 19
208	Dec - 18	Apr - 17	17,434.18	16,592.95	6,661.62	9,931.33	Used	5 Series	Private	Apr - 19
209	Jan - 19	May - 17	24,961.93	22,243.24	15,685.80	6,557.44	Used	4 Series	Private	Apr - 19
210	Jan - 19	June - 17	28,719.85	23,927.28	22,173.49	1,753.79	Used	X6 Series	Commercial	Apr - 19
211	Jan - 19	July - 16	31,651.71	29,112.21	20,503.88	8,608.33	New	2 Series	Private	Apr - 19
212	Apr - 19	Feb - 17	12,540.62	9,541.35	1,695.36	7,845.99	Used	Non BMW Group (incl. Motorcycles)	Commercial	Apr - 19
213	Apr - 19	Mar - 17	16,731.38	10,160.71	8,008.37	2,152.34	Used	1 Series	Private	Apr - 19
214	Jan - 19	Oct - 15	16,578.95	16,446.30	14,782.11	1,664.19	New	3 Series	Private	May - 19
215	Feb - 19	Sept - 16	28,103.02	24,967.85	15,204.40	9,763.45	Used	5 Series	Private	May - 19

\*Applicable only if loans have defaulted. Does not include defaulted amounts less than 10 EUR.

**Compartment German Auto Loans 7**  
**Monthly Investor Report**



Rolls-Royce  
Motor Cars Limited

Reporting Date	June 11, 2019		
Payment Date	June 21, 2019		
Period No	20		
Monthly Period	May 31, 2019		
Interest Period	From	May 20, 2019	to June 21, 2019 = 32 days

**10. Outstanding Note Balance**

<b>1. Note Balance</b>	<b>All Notes</b>	<b>Class A</b>	<b>Class B</b>
<b>Initial Note Information</b>			
ISIN code		XS1683494592	XS1683494915
Currency		EUR	EUR
Legal final maturity		Oct 2024	Oct 2024
Rating (Fitch / Moody's / S&P/DBRS)		AAA/Aaa/N/A/N/A	N/A/N/A/N/A/N/A
Initial notes aggregate principal outstanding balance in EUR	1,075,300,000.00	1,000,000,000.00	75,300,000.00
Nominal amount per note in EUR		100,000.00	100,000.00
Initial number of notes per class in EUR		10,000	753
<b>Current Note Information</b>			
Notes aggregate principal outstanding balance in EUR - BoP	517,626,751.20	442,326,751.20	75,300,000.00
Available distribution amount in EUR	32,901,757.76		
Redemption per class in EUR		27,394,479.92	0,00
Redemption per note in EUR		2,739.45	0.00
Notes aggregate principal outstanding balance in EUR - EoP	490,232,271.28	414,932,271.28	75,300,000.00
Current pool factor		0.41	1.00
<b>2. Payments to Investor per Note</b>		<b>Class A</b>	<b>Class B</b>
Interest Type		Floating Rate	Fixed Rate
Reference Rate		1M_EURIBOR	NONE
Actual Interest Rate		-0.366%	NONE
Spread		0.400%	NONE
Coupon		0.034%	1.000%
Day count fraction		Actual/360	Actual/360
Interest days		32 days	32 days
Principal outstanding per note in EUR - BoP		44,232.68	100,000.00
Principal repayment per note in EUR		2,739.45	0.00
Principal outstanding per note in EUR - EoP		41,493.23	100,000.00
Interest payment per Note in EUR		1.34	88.89

**Compartment German Auto Loans 7**  
**Monthly Investor Report**



Rolls-Royce  
 Motor Cars Limited

Reporting Date	June 11, 2019			
Payment Date	June 21, 2019			
Period No	20			
Monthly Period	May 31, 2019			
Interest Period	From	May 20, 2019	to	June 21, 2019 = 32 days

**10. Outstanding Note Balance**

<b>3. Credit Enhancement</b>	Initial Period (in EUR)	Initial CE (in %)	Current Period (in EUR)	Current CE (in %)
Class A	1,000,000,000.00	7.50	414,932,271.28	22.38
Class B	75,300,000.00	0.50	75,300,000.00	8.10
Cash Reserve (+ Overcollateralisation)	5,379,885.33	0.00	42,758,476.69	0.00

"In its capacity as originator and lender, BMW Bank GmbH complies with the retention requirement of a material net economic interest in accordance with Art. 405 CRR. A minimum of 5.0% of the net economic interest will be retained throughout the life of the transaction in form of retention of the Class B Notes and the Subordinated Loan."

**4. Clean-Up Call Option**

If the aggregate outstanding principal balance has been reduced to less than 10% of the aggregate outstanding principal balance at the Issue Date, the seller will have the option under the receivables purchase Agreement to acquire all outstanding purchased receivables.

Aggregate outstanding principal balance at end of period (in EUR)	527,610,747.97
Clean-Up option exercisable	No

**Compartment German Auto Loans 7**  
**Monthly Investor Report**



Rolls-Royce  
Motor Cars Limited

Reporting Date	June 11, 2019			
Payment Date	June 21, 2019			
Period No	20			
Monthly Period	May 31, 2019			
Interest Period	From	May 20, 2019	to	June 21, 2019 = 32 days

**11. Original Principal Balance**

Initial Portfolio as of origination of contract

Group (in EUR) (by Original Principal Balance)	Original principal balance (in EUR)	Original Principal Balance (in % of total)	Number of Contracts	Number of Contracts (in % of total)
0.00 - 5,000.00	6,952,214.98	0.56	1,832	3.15
5.000,01 - 10.000,00	58,611,633.89	4.75	7,457	12.82
10.000,01 - 15.000,00	142,071,546.45	11.53	11,224	19.29
15.000,01 - 20.000,00	193,930,803.12	15.73	11,075	19.04
20.000,01 - 25.000,00	206,957,002.69	16.79	9,215	15.84
25.000,01 - 30.000,00	186,569,339.49	15.14	6,810	11.71
30.000,01 - 35.000,00	135,414,459.95	10.99	4,186	7.20
35.000,01 - 40.000,00	88,286,985.15	7.16	2,362	4.06
40.000,01 - 45.000,00	58,732,363.84	4.76	1,387	2.38
45.000,01 - 50.000,00	39,196,107.70	3.18	826	1.42
50.000,01 - 55.000,00	28,713,754.16	2.33	547	0.94
55.000,01 - 60.000,00	22,818,800.56	1.85	397	0.68
> 60.000,00	64,430,047.86	5.23	858	1.47
<b>Total</b>	<b>1,232,685,059.84</b>	<b>100.00</b>	<b>58,176</b>	<b>100.00</b>

Average:	21,188.89
Min:	1,000.00
Max:	268,086.77

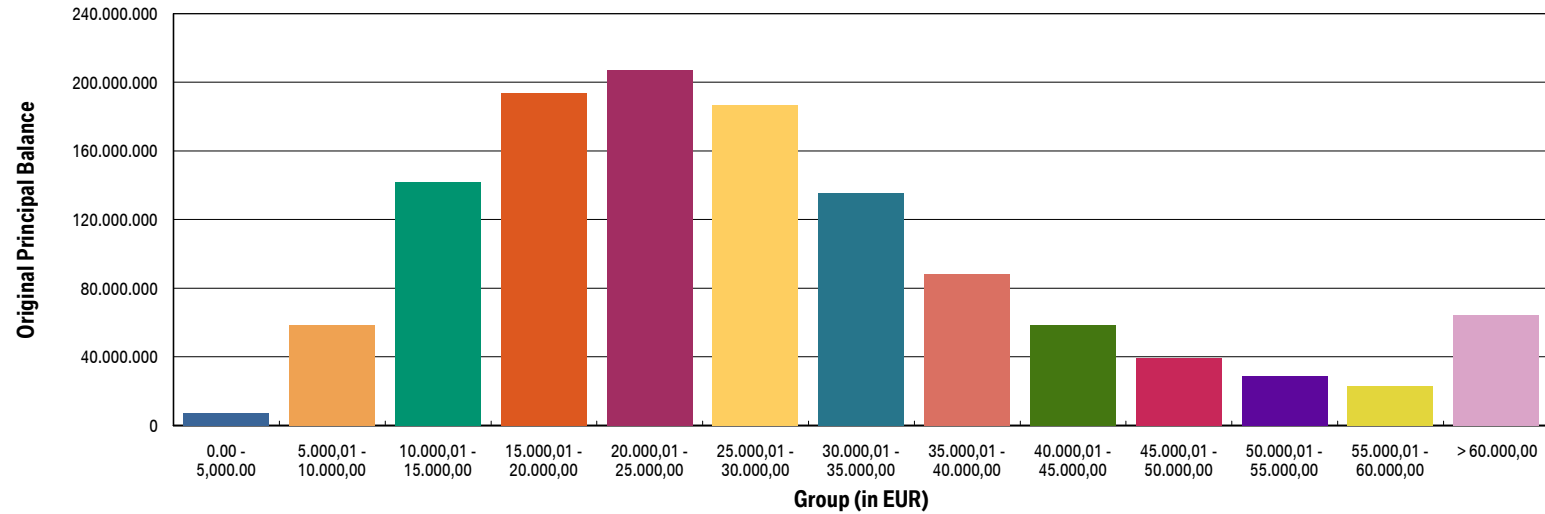
**Compartment German Auto Loans 7**  
**Monthly Investor Report**



Rolls-Royce  
 Motor Cars Limited

Reporting Date	June 11, 2019		
Payment Date	June 21, 2019		
Period No	20		
Monthly Period	May 31, 2019		
Interest Period	From	May 20, 2019	to June 21, 2019 = 32 days

**11a. Original Principal Balance (graph)**



**Compartment German Auto Loans 7**  
**Monthly Investor Report**



Rolls-Royce  
Motor Cars Limited

Reporting Date	June 11, 2019			
Payment Date	June 21, 2019			
Period No	20			
Monthly Period	May 31, 2019			
Interest Period	From	May 20, 2019	to	June 21, 2019 = 32 days

**12. Aggregate Principal Balance**

Initial Portfolio

Group (in EUR)	Aggregate Principal Balance (in EUR)	Aggregate Principal Balance (in % of total)	Number of Contracts	Number of Contracts (in % of total)
0.00 - 5,000.00	13,572,816.24	1.26	4,004	6.88
5.000,01 - 10.000,00	75,260,397.46	7.00	9,826	16.89
10.000,01 - 15.000,00	153,093,033.88	14.24	12,241	21.04
15.000,01 - 20.000,00	186,664,077.90	17.36	10,717	18.42
20.000,01 - 25.000,00	185,595,994.12	17.26	8,295	14.26
25.000,01 - 30.000,00	148,704,876.29	13.83	5,446	9.36
30.000,01 - 35.000,00	100,939,663.59	9.39	3,135	5.39
35.000,01 - 40.000,00	62,681,849.04	5.83	1,683	2.89
40.000,01 - 45.000,00	40,143,393.57	3.73	951	1.63
45.000,01 - 50.000,00	29,364,008.53	2.73	620	1.07
50.000,01 - 55.000,00	21,734,531.84	2.02	415	0.71
55.000,01 - 60.000,00	16,627,329.18	1.55	290	0.50
> 60.000,00	40,917,913.69	3.81	553	0.95
<b>Total</b>	<b>1,075,299,885.33</b>	<b>100.00</b>	<b>58,176</b>	<b>100.00</b>

Average:	18,483.57
Min:	197.19
Max:	234,727.59



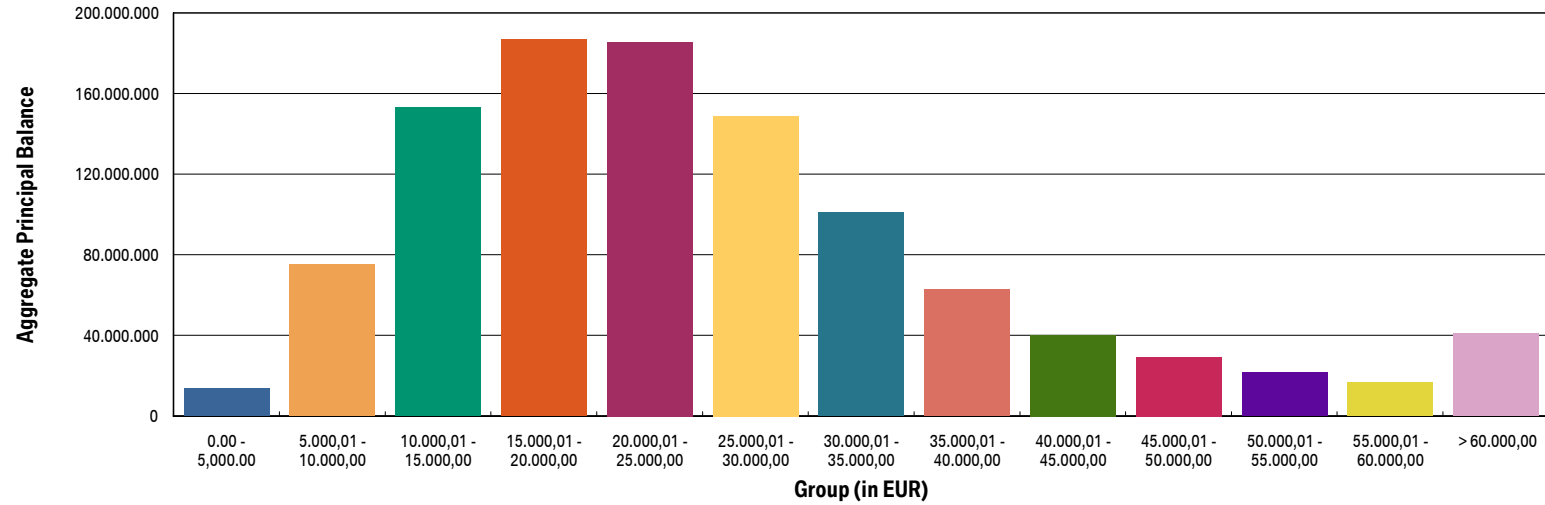
**Compartment German Auto Loans 7**  
**Monthly Investor Report**



Rolls-Royce  
 Motor Cars Limited

Reporting Date	June 11, 2019			
Payment Date	June 21, 2019			
Period No	20			
Monthly Period	May 31, 2019			
Interest Period	From	May 20, 2019	to	June 21, 2019 = 32 days

**12a. Aggregate Principal Balance (graph)**



**Compartment German Auto Loans 7**  
**Monthly Investor Report**



Rolls-Royce  
Motor Cars Limited

Reporting Date	June 11, 2019			
Payment Date	June 21, 2019			
Period No	20			
Monthly Period	May 31, 2019			
Interest Period	From	May 20, 2019	to	June 21, 2019 = 32 days

**13. Aggregate Outstanding Principal Balance**

Portfolio as of: May 31, 2019

Group (in EUR)	Aggregate Outstanding Principal Balance (in EUR)	Aggregate Outstanding Principal Balance (in % of total)	Number of Contracts	Number of Contracts (in % of total)
0.00 - 5,000.00	11,232,284.29	2.13	7,537	19.77
5,000,01 - 10,000,00	58,282,809.85	11.05	7,640	20.04
10,000,01 - 15,000,00	95,709,884.94	18.14	7,708	20.22
15,000,01 - 20,000,00	112,428,679.53	21.31	6,466	16.96
20,000,01 - 25,000,00	91,626,667.48	17.37	4,108	10.77
25,000,01 - 30,000,00	59,781,206.42	11.33	2,201	5.77
30,000,01 - 35,000,00	32,538,516.14	6.17	1,008	2.64
35,000,01 - 40,000,00	21,005,878.89	3.98	563	1.48
40,000,01 - 45,000,00	15,276,723.80	2.90	362	0.95
45,000,01 - 50,000,00	9,194,101.07	1.74	194	0.51
50,000,01 - 55,000,00	7,343,687.17	1.39	140	0.37
55,000,01 - 60,000,00	4,703,407.31	0.89	82	0.22
> 60,000,00	8,486,901.08	1.61	118	0.31
<b>Total</b>	<b>527,610,747.97</b>	<b>100.00</b>	<b>38,127</b>	<b>100.00</b>

WA:	13,838.24
Min:	0.00
Max:	161,295.67

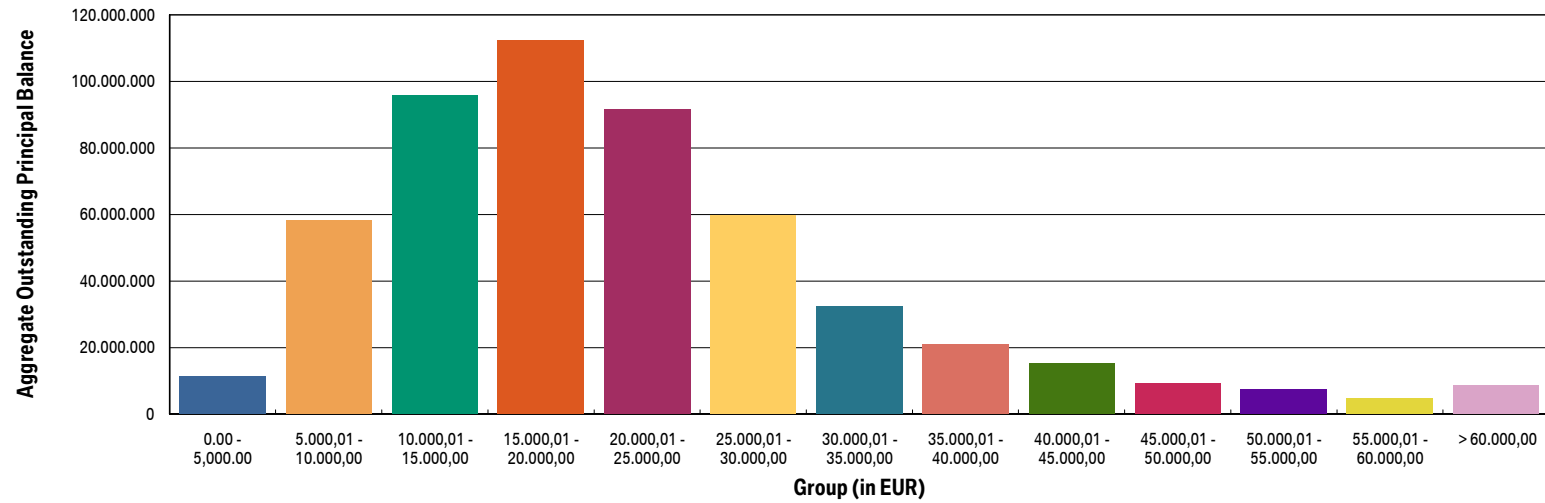
**Compartment German Auto Loans 7**  
**Monthly Investor Report**



Rolls-Royce  
 Motor Cars Limited

Reporting Date	June 11, 2019			
Payment Date	June 21, 2019			
Period No	20			
Monthly Period	May 31, 2019			
Interest Period	From	May 20, 2019	to	June 21, 2019 = 32 days

**13a. Aggregate Outstanding Principal Balance (graph)**



**Compartment German Auto Loans 7**  
**Monthly Investor Report**



Rolls-Royce  
Motor Cars Limited

Reporting Date	June 11, 2019				
Payment Date	June 21, 2019				
Period No	20				
Monthly Period	May 31, 2019				
Interest Period	From	May 20, 2019	to	June 21, 2019	= 32 days

**14. Down Payments**

Portfolio as of: May 31, 2019

Down Payment	Aggregate Outstanding Principal Balance (in EUR)	Aggregate Outstanding Principal Balance (in % of total)	Number of Contracts	Number of Contracts (in % of total)	Down Payment/ Purchase Price (in %)
No Down Payment	121,418,478.53	23.01	9,521	24.97	0.00
<=1000	9,941,024.62	1.88	910	2.39	4.38
1.000,01 - 2.000,00	26,107,180.78	4.95	2,189	5.74	8.59
2.000,01 - 3.000,00	33,205,934.48	6.29	2,780	7.29	12.55
3.000,01 - 4.000,00	33,177,984.23	6.29	2,748	7.21	16.24
4.000,01 - 5.000,00	53,093,272.06	10.06	3,825	10.03	18.10
5.000,01 - 6.000,00	31,334,010.02	5.94	2,221	5.83	20.39
6.000,01 - 7.000,00	28,494,867.35	5.40	1,983	5.20	22.30
7.000,01 - 8.000,00	26,927,865.56	5.10	1,812	4.75	24.13
8.000,01 - 9.000,00	14,826,440.22	2.81	989	2.59	25.65
9.000,01 - 10.000,00	44,536,691.91	8.44	2,771	7.27	27.12
10.000,01 - 11.000,00	10,258,110.75	1.94	611	1.60	26.78
11.000,01 - 12.000,00	12,573,646.09	2.38	760	1.99	28.80
12.000,01 - 13.000,00	9,092,967.43	1.72	535	1.40	29.88
13.000,01 - 14.000,00	7,175,469.37	1.36	457	1.20	32.37
14.000,01 - 15.000,00	18,373,260.66	3.48	1,145	3.00	34.65
> 15.000,00	47,073,543.91	8.92	2,870	7.53	40.21
<b>Total</b>	<b>527,610,747.97</b>	<b>100.00</b>	<b>38,127</b>	<b>100.00</b>	<b>17.75</b>

Minimum Down Payment:	61.07
Maximum Down Payment:	93,505.30
Average Down Payment:	5,963.07
Average Down Payment (customers that made a Down Payment):	7,947.78

**Compartment German Auto Loans 7**  
**Monthly Investor Report**



Rolls-Royce  
Motor Cars Limited

Reporting Date	June 11, 2019			
Payment Date	June 21, 2019			
Period No	20			
Monthly Period	May 31, 2019			
Interest Period	From	May 20, 2019	to	June 21, 2019 = 32 days

**15. Borrower Concentration**

Portfolio as of: May 31, 2019

Borrower (Top 20)	Aggregate Outstanding Principal Balance (in EUR)	Aggregate Outstanding Principal Balance (in % of total)	Number of Contracts	Number of Contracts (in % of total)
1	664,286.51	0.13	38	0.10
2	209,612.13	0.04	14	0.04
3	202,362.17	0.04	9	0.02
4	161,295.67	0.03	1	0.00
5	160,227.14	0.03	1	0.00
6	144,886.16	0.03	1	0.00
7	125,367.48	0.02	2	0.01
8	118,244.18	0.02	2	0.01
9	117,548.35	0.02	2	0.01
10	112,240.79	0.02	2	0.01
11	107,417.81	0.02	2	0.01
12	106,585.67	0.02	2	0.01
13	105,518.53	0.02	2	0.01
14	105,366.37	0.02	2	0.01
15	104,683.97	0.02	2	0.01
16	102,741.22	0.02	2	0.01
17	99,506.85	0.02	1	0.00
18	95,194.58	0.02	3	0.01
19	91,838.58	0.02	2	0.01
20	91,702.69	0.02	1	0.00
<b>Total</b>	<b>3,026,626.85</b>	<b>0.57</b>	<b>91</b>	<b>0.24</b>
<b>Total Portfolio Balance</b>	<b>527,610,747.97</b>			

**Compartment German Auto Loans 7**  
**Monthly Investor Report**



Rolls-Royce  
 Motor Cars Limited

Reporting Date	June 11, 2019			
Payment Date	June 21, 2019			
Period No	20			
Monthly Period	May 31, 2019			
Interest Period	From	May 20, 2019	to	June 21, 2019 = 32 days

**16. Geographical Distribution**

Initial Portfolio

Post code area	Aggregate Principal Balance (in EUR)	Aggregate Principal Balance (in % of total)	Number of Contracts	Number of contracts (in % of total)
post code area 0	60,077,202.26	5.59	3,214	5.52
post code area 1	61,378,550.20	5.71	3,176	5.46
post code area 2	99,202,184.48	9.23	5,354	9.20
post code area 3	101,570,427.34	9.45	5,572	9.58
post code area 4	123,361,453.69	11.47	6,787	11.67
post code area 5	116,364,864.70	10.82	6,367	10.94
post code area 6	135,978,558.12	12.65	7,314	12.57
post code area 7	133,996,727.10	12.46	7,441	12.79
post code area 8	145,662,142.02	13.55	7,666	13.18
post code area 9	97,707,775.42	9.09	5,285	9.08
<b>Total</b>	<b>1,075,299,885.33</b>	<b>100.00</b>	<b>58,176</b>	<b>100.00</b>

**Compartment German Auto Loans 7**  
**Monthly Investor Report**



Rolls-Royce  
 Motor Cars Limited

Reporting Date	June 11, 2019			
Payment Date	June 21, 2019			
Period No	20			
Monthly Period	May 31, 2019			
Interest Period	From	May 20, 2019	to	June 21, 2019 = 32 days

**16. Geographical Distribution**

Portfolio as of: May 31, 2019

Post code area	Aggregate Outstanding Principal Balance (in EUR)	Aggregate Outstanding Principal Balance (in % of total)	Number of Contracts	Number of Contracts (in % of total)
post code area 0	30,549,141.47	5.79	2,167	5.68
post code area 1	30,662,717.68	5.81	2,146	5.63
post code area 2	48,258,986.43	9.15	3,491	9.16
post code area 3	50,478,555.79	9.57	3,642	9.55
post code area 4	59,115,887.67	11.20	4,372	11.47
post code area 5	57,093,766.55	10.82	4,180	10.96
post code area 6	67,398,830.90	12.77	4,863	12.75
post code area 7	65,679,398.01	12.45	4,820	12.64
post code area 8	69,396,580.41	13.15	4,888	12.82
post code area 9	48,641,558.73	9.22	3,529	9.26
post code area Others	335,324.33	0.06	29	0.08
<b>Total</b>	<b>527,610,747.97</b>	<b>100.00</b>	<b>38,127</b>	<b>100.00</b>

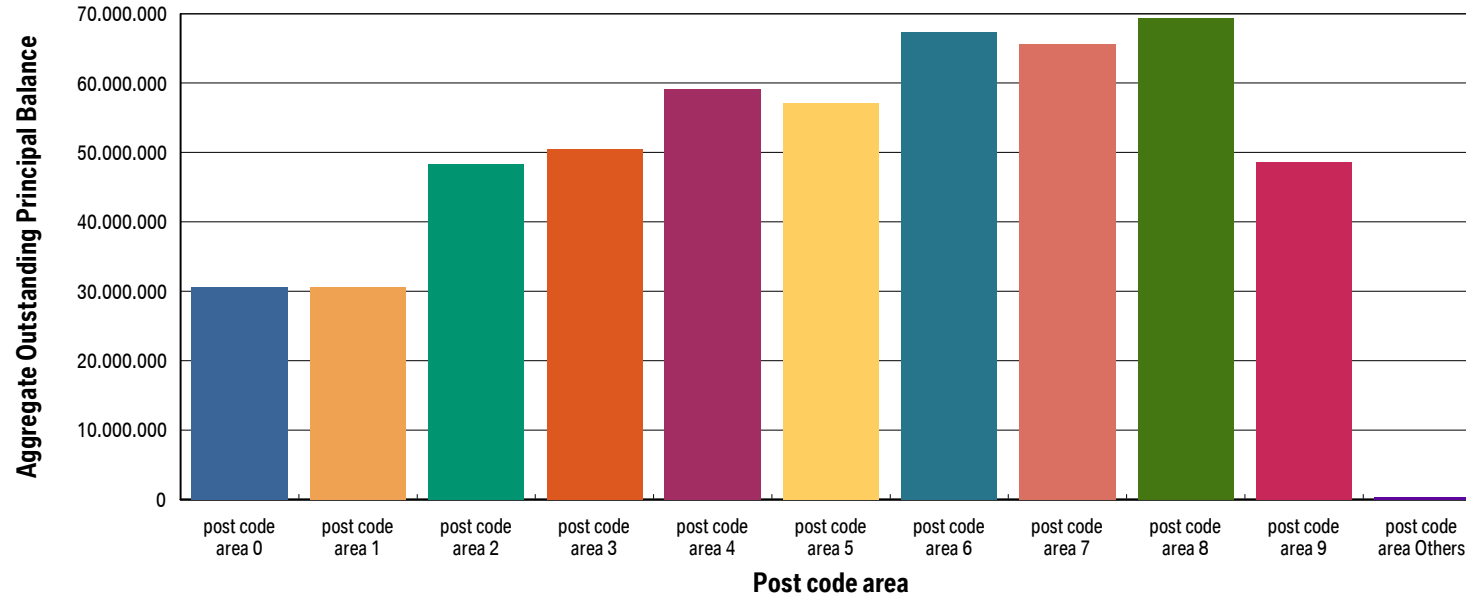
**Compartment German Auto Loans 7**  
**Monthly Investor Report**



Rolls-Royce  
 Motor Cars Limited

Reporting Date	June 11, 2019			
Payment Date	June 21, 2019			
Period No	20			
Monthly Period	May 31, 2019			
Interest Period	From	May 20, 2019	to	June 21, 2019 = 32 days

**16a. Geographical Distribution (graph)**





**Compartment German Auto Loans 7**  
**Monthly Investor Report**



Rolls-Royce  
Motor Cars Limited

Reporting Date	June 11, 2019			
Payment Date	June 21, 2019			
Period No	20			
Monthly Period	May 31, 2019			
Interest Period	From	May 20, 2019	to	June 21, 2019 = 32 days

**17. Car Type & Customer Group**

Initial Portfolio

Car Type	Aggregate Principal Balance (in EUR)	Aggregate Principal Balance (in % of total)	Number of Contracts	Number of Contracts (in % of total)
New	501,846,144.20	46.67	21,173	36.39
Used	573,453,741.13	53.33	37,003	63.61
<b>Total</b>	<b>1,075,299,885.33</b>	<b>100.00</b>	<b>58,176</b>	<b>100.00</b>

Customer Group	Aggregate Principal Balance (in EUR)	Aggregate Principal Balance (in % of total)	Number of Contracts	Number of Contracts (in % of total)
Commercial	284,006,070.70	26.41	11,469	19.71
Private Individual	791,293,814.63	73.59	46,707	80.29
<b>Total</b>	<b>1,075,299,885.33</b>	<b>100.00</b>	<b>58,176</b>	<b>100.00</b>

**Compartment German Auto Loans 7**  
**Monthly Investor Report**



Rolls-Royce  
Motor Cars Limited

Reporting Date	June 11, 2019			
Payment Date	June 21, 2019			
Period No	20			
Monthly Period	May 31, 2019			
Interest Period	From	May 20, 2019	to	June 21, 2019 = 32 days

**17. Car Type & Customer Group**

Portfolio as of: May 31, 2019

Car Type	Aggregate Outstanding Principal Balance (in EUR)	Aggregate Outstanding Principal Balance (in % of total)	Number of Contracts	Number of Contracts (in % of total)
New	253,393,633.13	48.03	14,002	36.72
Used	274,217,114.84	51.97	24,125	63.28
<b>Total</b>	<b>527,610,747.97</b>	<b>100.00</b>	<b>38,127</b>	<b>100.00</b>

Customer Group	Aggregate Outstanding Principal Balance (in EUR)	Aggregate Outstanding Principal Balance (in % of total)	Number of Contracts	Number of Contracts (in % of total)
Commercial	130,649,548.40	24.76	7,071	18.55
Private Individual	396,961,199.57	75.24	31,056	81.45
<b>Total</b>	<b>527,610,747.97</b>	<b>100.00</b>	<b>38,127</b>	<b>100.00</b>

**Compartment German Auto Loans 7**  
**Monthly Investor Report**



Rolls-Royce  
Motor Cars Limited

Reporting Date	June 11, 2019			
Payment Date	June 21, 2019			
Period No	20			
Monthly Period	May 31, 2019			
Interest Period	From	May 20, 2019	to	June 21, 2019 = 32 days

**18. Delinquencies**

Initial Portfolio

Days past due	Aggregate Principal Balance (in EUR)	Aggregate Principal Balance (in % of total)	Number of Contracts	Number of Contracts (in % of total)
1 - 30	0.00	0.00	0	0.00
31 - 60	0.00	0.00	0	0.00
61 - 90	0.00	0.00	0	0.00
91 - 120	0.00	0.00	0	0.00
> 120	0.00	0.00	0	0.00
<b>Total</b>	<b>0.00</b>	<b>0.00</b>	<b>0</b>	<b>0.00</b>

Portfolio as of: May 31, 2019

Days past due	Aggregate Outstanding Principal Balance (in EUR)	Aggregate Outstanding Principal Balance (in % of total)	Number of Contracts	Number of Contracts (in % of total)
1 - 30	5,660,162.93	1.07	328	0.86
31 - 60	1,175,322.49	0.22	60	0.16
61 - 90	297,932.42	0.06	20	0.05
91 - 120	319,233.42	0.06	18	0.05
> 120	469,638.82	0.09	26	0.07
<b>Total</b>	<b>7,922,290.08</b>	<b>1.50</b>	<b>452</b>	<b>1.19</b>

# Compartment German Auto Loans 7

## Monthly Investor Report

**BMW  
GROUP**



Rolls-Royce  
Motor Cars Limited

Reporting Date	June 11, 2019				
Payment Date	June 21, 2019				
Period No	20				
Monthly Period	May 31, 2019				
Interest Period	From	May 20, 2019	to	June 21, 2019	= 32 days

### 18a. Delinquencies Analysis

Monthly Period	Performing (in EUR)	31-60 days past due (in EUR)	61-90 days past due (in EUR)	91-120 days past due (in EUR)	>120 days past due (in EUR)
Oct - 17	1,050,705,316.43	0.00	0.00	0.00	0.00
Nov - 17	1,024,400,687.00	192,605.04	0.00	0.00	0.00
Dec - 17	994,995,004.32	924,546.79	74,589.12	0.00	0.00
Jan - 18	967,039,862.05	609,321.06	249,539.42	58,937.12	0.00
Feb - 18	939,480,701.57	527,925.95	350,062.12	129,524.32	45,173.29
Mar - 18	909,459,592.01	844,387.70	306,429.44	188,178.73	51,962.92
Apr - 18	880,385,742.71	948,893.29	465,398.59	183,285.00	149,370.46
May - 18	851,220,379.52	768,015.21	513,851.38	176,262.87	244,841.49
June - 18	820,868,759.17	983,559.09	422,702.52	148,729.00	272,684.25
July - 18	791,711,739.10	981,002.42	475,749.51	275,931.77	209,660.15
Aug - 18	762,653,455.53	851,073.11	393,850.09	300,060.55	254,696.92
Sept - 18	735,242,693.68	976,564.38	422,766.97	150,407.63	321,575.14
Oct - 18	709,563,908.67	944,623.05	216,988.99	180,202.51	270,475.37
Nov - 18	682,970,347.84	1,112,844.03	353,339.59	172,553.25	324,440.76
Dec - 18	658,215,228.09	1,464,242.56	569,361.12	193,833.73	257,123.80
Jan - 19	633,469,483.87	1,236,037.19	526,687.30	366,500.42	209,609.51
Feb - 19	606,735,080.88	1,258,706.88	494,435.22	214,387.92	313,376.45
Mar - 19	578,743,094.83	1,276,750.88	451,844.04	210,034.76	408,688.70
Apr - 19	551,926,441.66	847,997.50	454,220.73	315,395.88	337,849.50
May - 19	525,348,620.82	1,175,322.49	297,932.42	319,233.42	469,638.82

**Compartment German Auto Loans 7**  
**Monthly Investor Report**



Rolls-Royce  
 Motor Cars Limited

Reporting Date	June 11, 2019			
Payment Date	June 21, 2019			
Period No	20			
Monthly Period	May 31, 2019			
Interest Period	From	May 20, 2019	to	June 21, 2019 = 32 days

**19. Seasoning**

Initial Portfolio

Group (in months)	Aggregate Principal Balance (in EUR)	Aggregate Principal Balance (in % of total)	Number of Contracts	Number of Contracts (in % of total)
<= 6	576,370,179.60	53.60	29,246	50.27
> 6 - <= 12	222,745,645.89	20.71	11,596	19.93
> 12 - <= 24	186,842,759.18	17.38	10,877	18.70
> 24 - <= 36	73,724,365.83	6.86	5,112	8.79
> 36 - <= 42	8,286,360.63	0.77	699	1.20
> 42 - <= 48	4,269,898.26	0.40	360	0.62
> 48 - <= 53	1,983,410.97	0.18	178	0.31
> 53	1,077,264.97	0.10	108	0.19
<b>Total</b>	<b>1,075,299,885.33</b>	<b>100.00</b>	<b>58,176</b>	<b>100.00</b>

WA Seasoning (in months):	9.82
Min (in months):	3.00
Max (in months):	63.00

**Compartment German Auto Loans 7**  
**Monthly Investor Report**



Rolls-Royce  
Motor Cars Limited

Reporting Date	June 11, 2019			
Payment Date	June 21, 2019			
Period No	20			
Monthly Period	May 31, 2019			
Interest Period	From	May 20, 2019	to	June 21, 2019 = 32 days

**19. Seasoning**

Portfolio as of: May 31, 2019

Group (in months)	Aggregate Outstanding Principal Balance (in EUR)	Aggregate Outstanding Principal Balance (in % of total)	Number of Contracts	Number of Contracts (in % of total)
<= 6	0.00	0.00	0	0.00
> 6 - <= 12	0.00	0.00	0	0.00
> 12 - <= 24	169,528,595.97	32.13	11,276	29.57
> 24 - <= 36	327,646,125.39	62.10	23,221	60.90
> 36 - <= 42	16,956,693.14	3.21	2,010	5.27
> 42 - <= 48	8,616,674.34	1.63	914	2.40
> 48 - <= 53	2,412,825.03	0.46	306	0.80
> 53	2,449,834.10	0.46	400	1.05
<b>Total</b>	<b>527,610,747.97</b>	<b>100.00</b>	<b>38,127</b>	<b>100.00</b>

WA Seasoning (in months):	27.18
Min (in months):	23.00
Max (in months):	81.00

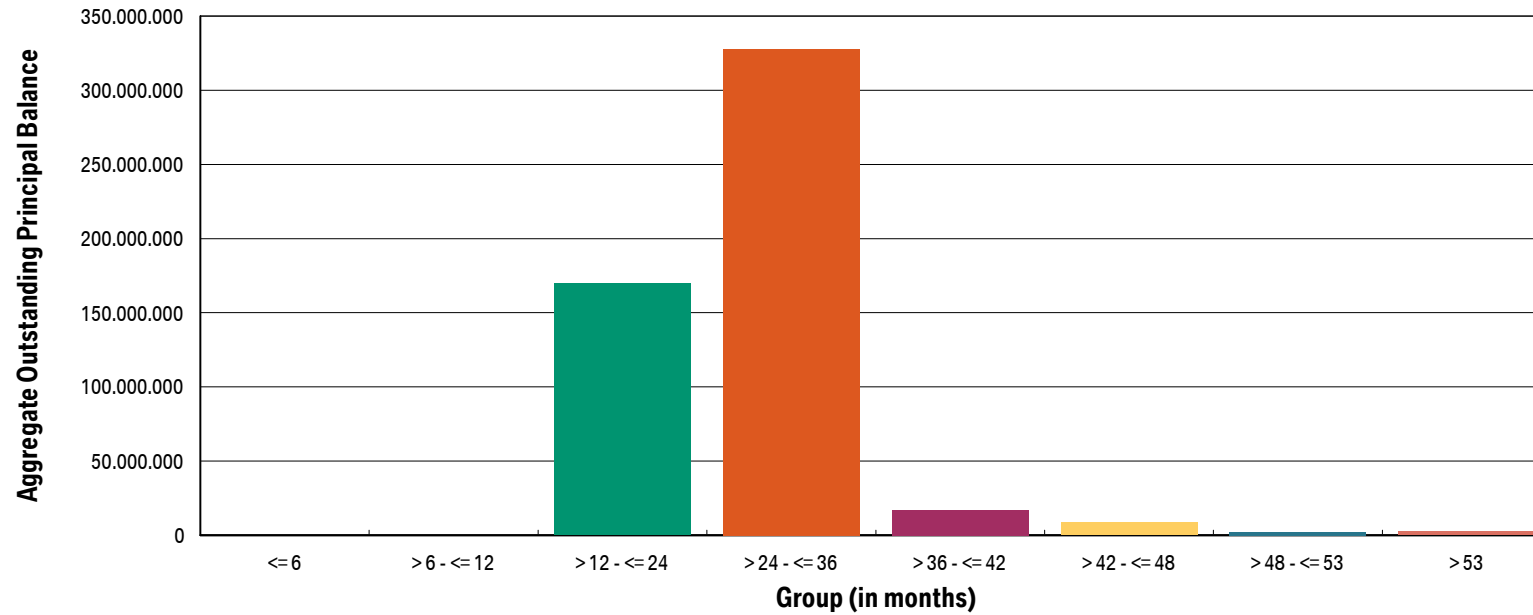
**Compartment German Auto Loans 7**  
**Monthly Investor Report**



Rolls-Royce  
 Motor Cars Limited

Reporting Date	June 11, 2019		
Payment Date	June 21, 2019		
Period No	20		
Monthly Period	May 31, 2019		
Interest Period	From	May 20, 2019	to June 21, 2019 = 32 days

**19a. Seasoning (graph)**



**Compartment German Auto Loans 7**  
**Monthly Investor Report**



Rolls-Royce  
 Motor Cars Limited

Reporting Date	June 11, 2019			
Payment Date	June 21, 2019			
Period No	20			
Monthly Period	May 31, 2019			
Interest Period	From	May 20, 2019	to	June 21, 2019 = 32 days

**20. Remaining Term**

Initial Portfolio

Group (in months)	Aggregate Principal Balance (in EUR)	Aggregate Principal Balance (in % of total)	Number of Contracts	Number of Contracts (in % of total)
<= 6	20,139,249.55	1.87	1,845	3.17
> 6 - <= 12	50,536,528.09	4.70	3,933	6.76
> 12 - <= 24	171,299,952.34	15.93	11,654	20.03
> 24 - <= 36	388,304,361.55	36.11	20,241	34.79
> 36 - <= 42	130,449,406.13	12.13	6,507	11.19
> 42 - <= 48	156,183,577.11	14.52	7,315	12.57
> 48 - <= 53	40,426,095.56	3.76	1,793	3.08
> 53	117,960,715.00	10.97	4,888	8.40
<b>Total</b>	<b>1,075,299,885.33</b>	<b>100.00</b>	<b>58,176</b>	<b>100.00</b>

WA Remaining Term (in months):	34.05
Min (in months):	3.00
Max (in months):	60.00



**Compartment German Auto Loans 7**  
**Monthly Investor Report**



Rolls-Royce  
Motor Cars Limited

Reporting Date	June 11, 2019			
Payment Date	June 21, 2019			
Period No	20			
Monthly Period	May 31, 2019			
Interest Period	From	May 20, 2019	to	June 21, 2019 = 32 days

**20. Remaining Term**

Portfolio as of: May 31, 2019

Group (in months)	Aggregate Outstanding Principal Balance (in EUR)	Aggregate Outstanding Principal Balance (in % of total)	Number of Contracts	Number of Contracts (in % of total)
<= 6	50,949,506.98	9.66	8,126	21.31
> 6 - <= 12	155,329,368.93	29.44	10,690	28.04
> 12 - <= 24	181,140,843.38	34.33	11,743	30.80
> 24 - <= 36	120,785,674.27	22.89	6,606	17.33
> 36 - <= 42	19,405,354.41	3.68	962	2.52
> 42 - <= 48	0.00	0.00	0	0.00
> 48 - <= 53	0.00	0.00	0	0.00
> 53	0.00	0.00	0	0.00
<b>Total</b>	<b>527,610,747.97</b>	<b>100.00</b>	<b>38,127</b>	<b>100.00</b>

WA Remaining Term (in months):	18.50
Min (in months):	0.00
Max (in months):	40.00

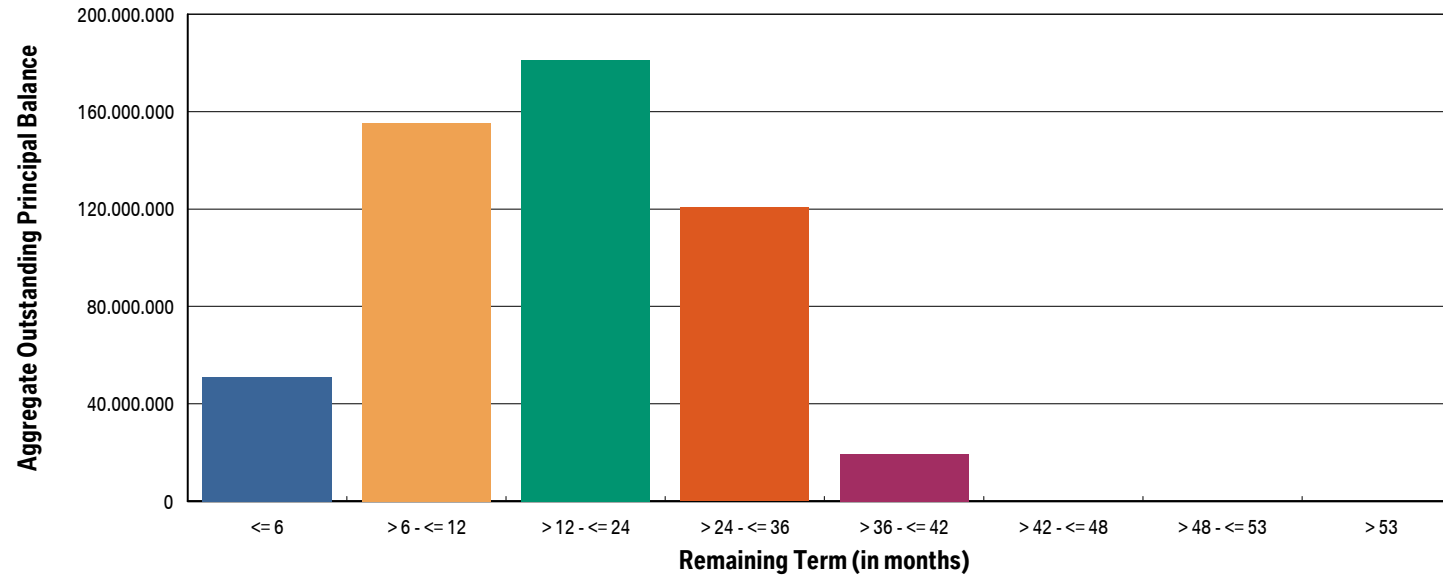
**Compartment German Auto Loans 7**  
**Monthly Investor Report**



Rolls-Royce  
 Motor Cars Limited

Reporting Date	June 11, 2019		
Payment Date	June 21, 2019		
Period No	20		
Monthly Period	May 31, 2019		
Interest Period	From	May 20, 2019	to June 21, 2019 = 32 days

**20a. Remaining Term (graph)**



**Compartment German Auto Loans 7**  
**Monthly Investor Report**



Rolls-Royce  
Motor Cars Limited

Reporting Date	June 11, 2019			
Payment Date	June 21, 2019			
Period No	20			
Monthly Period	May 31, 2019			
Interest Period	From	May 20, 2019	to	June 21, 2019 = 32 days

**21. Original Term**

Initial Portfolio

Group (in months)	Aggregate Principal Balance (in EUR)	Aggregate Principal Balance (in % of total)	Number of Contracts	Number of Contracts (in % of total)
<= 6	0.00	0.00	0	0.00
> 6 - <= 12	741,642.57	0.07	269	0.46
> 12 - <= 24	41,782,594.85	3.89	4,381	7.53
> 24 - <= 36	508,474,086.15	47.29	27,485	47.24
> 36 - <= 42	5,442,641.12	0.51	386	0.66
> 42 - <= 48	285,160,953.22	26.52	14,779	25.40
> 48 - <= 53	773,733.14	0.07	51	0.09
> 53	232,924,234.28	21.66	10,825	18.61
<b>Total</b>	<b>1,075,299,885.33</b>	<b>100.00</b>	<b>58,176</b>	<b>100.00</b>

WA Original Term (in months):	43.87
Min (in months):	7.00
Max (in months):	120.00

**Compartment German Auto Loans 7**  
**Monthly Investor Report**



Rolls-Royce  
Motor Cars Limited

Reporting Date	June 11, 2019			
Payment Date	June 21, 2019			
Period No	20			
Monthly Period	May 31, 2019			
Interest Period	From	May 20, 2019	to	June 21, 2019 = 32 days

**21. Original Term**

Portfolio as of: May 31, 2019

Group (in months)	Aggregate Outstanding Principal Balance (in EUR)	Aggregate Outstanding Principal Balance (in % of total)	Number of Contracts	Number of Contracts (in % of total)
<= 6	0.00	0.00	0	0.00
> 6 - <= 12	0.00	0.00	0	0.00
> 12 - <= 24	2,036,556.74	0.39	1,335	3.50
> 24 - <= 36	226,808,361.97	42.99	17,100	44.85
> 36 - <= 42	2,415,577.96	0.46	252	0.66
> 42 - <= 48	162,068,015.64	30.72	11,300	29.64
> 48 - <= 53	423,740.19	0.08	37	0.10
> 53	133,858,495.47	25.37	8,103	21.25
<b>Total</b>	<b>527,610,747.97</b>	<b>100.00</b>	<b>38,127</b>	<b>100.00</b>

WA Original Term (in months):	45.72
Min (in months):	18.00
Max (in months):	96.00

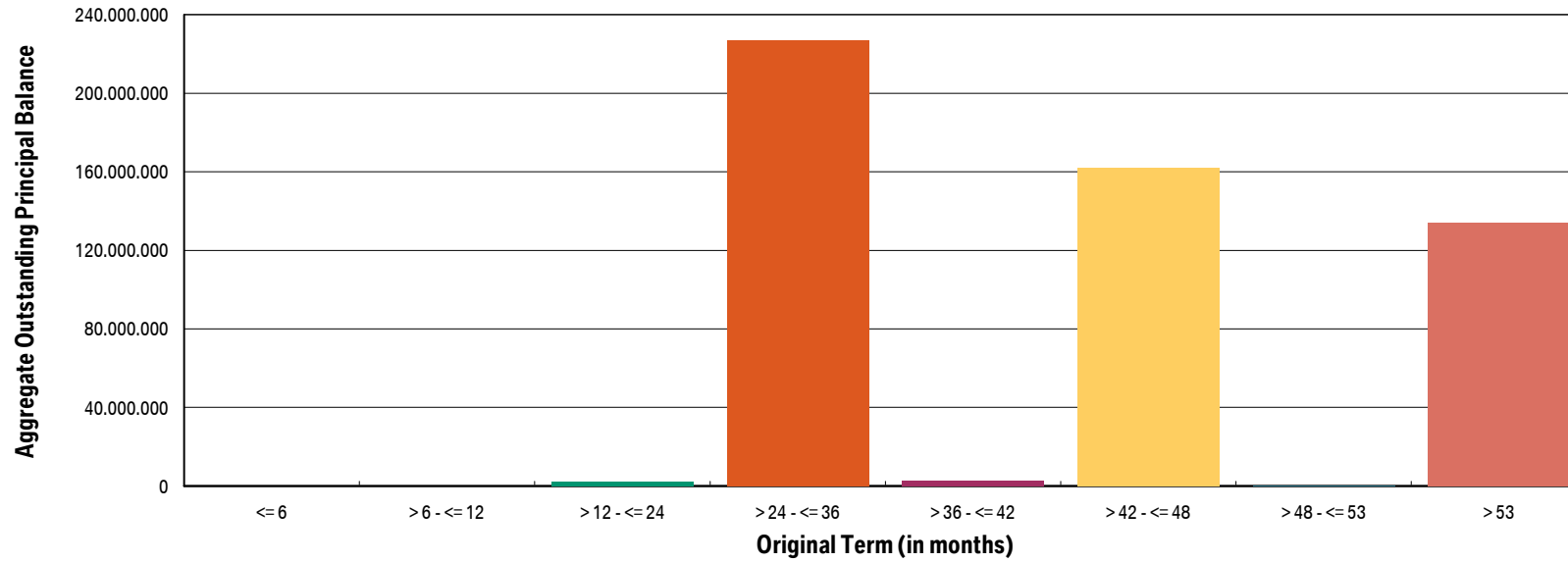
**Compartment German Auto Loans 7**  
**Monthly Investor Report**



Rolls-Royce  
 Motor Cars Limited

Reporting Date	June 11, 2019		
Payment Date	June 21, 2019		
Period No	20		
Monthly Period	May 31, 2019		
Interest Period	From	May 20, 2019	to June 21, 2019 = 32 days

**21a. Original Term (graph)**



**Compartment German Auto Loans 7**  
**Monthly Investor Report**



Rolls-Royce  
Motor Cars Limited

Reporting Date	June 11, 2019			
Payment Date	June 21, 2019			
Period No	20			
Monthly Period	May 31, 2019			
Interest Period	From	May 20, 2019	to	June 21, 2019 = 32 days

**22. Vehicle Class**

Initial Portfolio

Group	Aggregate Principal Balance (in EUR)	Aggregate Principal Balance (in % of total)	Number of Contracts	Number of Contracts (in % of total)
BMW 1 Series	124,156,707.04	11.55	9,479	16.29
BMW 2 Series	102,433,319.71	9.53	4,414	7.59
BMW 3 Series	161,594,042.71	15.03	9,553	16.42
BMW 4 Series	57,511,545.30	5.35	1,757	3.02
BMW 5 Series	154,036,449.18	14.32	7,004	12.04
BMW 6 Series	13,627,445.82	1.27	365	0.63
BMW 7 Series	17,876,857.30	1.66	590	1.01
BMW X1 Series	77,679,575.16	7.22	4,206	7.23
BMW X3 Series	62,911,891.13	5.85	2,830	4.86
BMW X4 Series	14,559,594.63	1.35	378	0.65
BMW X5 Series	56,974,044.39	5.30	1,642	2.82
BMW X6 Series	19,870,199.08	1.85	513	0.88
BMW Z Series	10,713,603.03	1.00	598	1.03
BMW i Series	3,039,138.94	0.28	91	0.16
MINI	136,089,516.00	12.66	8,921	15.33
Non BMW Group Models (incl. Motorcycles)	28,553,711.71	2.66	2,147	3.69
Other BMW Group (incl. Motorcycles)	33,672,244.20	3.13	3,688	6.34
<b>Total</b>	<b>1,075,299,885.33</b>	<b>100.00</b>	<b>58,176</b>	<b>100.00</b>

**Compartment German Auto Loans 7**  
**Monthly Investor Report**



Rolls-Royce  
Motor Cars Limited

Reporting Date	June 11, 2019			
Payment Date	June 21, 2019			
Period No	20			
Monthly Period	May 31, 2019			
Interest Period	From	May 20, 2019	to	June 21, 2019 = 32 days

**22. Vehicle Class**

Portfolio as of: May 31, 2019

Group	Aggregate Outstanding Principal Balance (in EUR)	Aggregate Outstanding Principal Balance (in % of total)	Number of Contracts	Number of Contracts (in % of total)
BMW 1 Series	56,064,965.96	10.63	5,938	15.57
BMW 2 Series	54,539,196.68	10.34	3,124	8.19
BMW 3 Series	78,005,770.16	14.78	6,163	16.16
BMW 4 Series	29,065,359.88	5.51	1,200	3.15
BMW 5 Series	76,209,063.80	14.44	4,663	12.23
BMW 6 Series	6,564,824.40	1.24	253	0.66
BMW 7 Series	7,342,012.32	1.39	330	0.87
BMW X1 Series	40,055,751.77	7.59	2,825	7.41
BMW X3 Series	31,422,015.15	5.96	1,900	4.98
BMW X4 Series	7,874,927.47	1.49	269	0.71
BMW X5 Series	29,303,336.19	5.55	1,065	2.79
BMW X6 Series	9,446,524.07	1.79	308	0.81
BMW Z Series	4,751,357.50	0.90	385	1.01
BMW i Series	1,607,964.28	0.30	58	0.15
MINI	70,344,340.93	13.33	6,173	16.19
Non BMW Group Models (incl. Motorcycles)	12,886,364.89	2.44	1,341	3.52
Other BMW Group (incl. Motorcycles)	12,126,972.52	2.30	2,132	5.59
<b>Total</b>	<b>527,610,747.97</b>	<b>100.00</b>	<b>38,127</b>	<b>100.00</b>

**Compartment German Auto Loans 7**  
**Monthly Investor Report**



Rolls-Royce  
 Motor Cars Limited

Reporting Date	June 11, 2019			
Payment Date	June 21, 2019			
Period No	20			
Monthly Period	May 31, 2019			
Interest Period	From	May 20, 2019	to	June 21, 2019 = 32 days

**23. Payment Type**

Initial Portfolio:

Group	Aggregate Principal Balance (in EUR)	Aggregate Principal Balance (in % of total)	Number of Contracts	Number of Contracts (in % of total)
Direct debit	1,072,573,425.67	99.75	58,012	99.72
Self payment	2,726,459.66	0.25	164	0.28
<b>Total</b>	<b>1,075,299,885.33</b>	<b>100.00</b>	<b>58,176</b>	<b>100.00</b>

Portfolio as of: May 31, 2019

Group	Aggregate Outstanding Principal Balance (in EUR)	Aggregate Outstanding Principal Balance (in % of total)	Number of Contracts	Number of Contracts (in % of total)
Direct debit	520,539,022.32	98.66	37,099	97.30
Self payment	7,071,725.65	1.34	1,028	2.70
<b>Total</b>	<b>527,610,747.97</b>	<b>100.00</b>	<b>38,127</b>	<b>100.00</b>



**Compartment German Auto Loans 7**  
**Monthly Investor Report**



Rolls-Royce  
 Motor Cars Limited

Reporting Date	June 11, 2019		
Payment Date	June 21, 2019		
Period No	20		
Monthly Period	May 31, 2019		
Interest Period	From	May 20, 2019	to June 21, 2019 = 32 days

**24. Interest Rates**

		Weighted Average Nominal Interest Rate (in %)	
Aggregate Principal Balance (Initial)	1,075,299,885.33		3.20
Aggregate Outstanding Principal Balance	527,610,747.97		3.09

**Compartment German Auto Loans 7**  
**Monthly Investor Report**



Rolls-Royce  
Motor Cars Limited

Reporting Date	June 11, 2019			
Payment Date	June 21, 2019			
Period No	20			
Monthly Period	May 31, 2019			
Interest Period	From	May 20, 2019	to	June 21, 2019 = 32 days

**25. Credit Type**

Initial Portfolio

Credit Type	Aggregate Principal Balance (in EUR)	Aggregate Principal Balance (in % of total)	Number of Contracts	Number of Contracts (in % of total)
Balloon	1,062,022,231.05	98.77	56,097	96.43
Equal Instalment Loan	13,277,654.28	1.23	2,079	3.57
<b>Total</b>	<b>1,075,299,885.33</b>	<b>100.00</b>	<b>58,176</b>	<b>100.00</b>

Portfolio as of: May 31, 2019

Credit Type	Aggregate Outstanding Principal Balance (in EUR)	Aggregate Outstanding Principal Balance (in % of total)	Number of Contracts	Number of Contracts (in % of total)
Balloon	524,296,072.81	99.37	37,184	97.53
Equal Instalment Loan	3,314,675.16	0.63	943	2.47
<b>Total</b>	<b>527,610,747.97</b>	<b>100.00</b>	<b>38,127</b>	<b>100.00</b>

**Compartment German Auto Loans 7**  
**Monthly Investor Report**



Rolls-Royce  
Motor Cars Limited

Reporting Date	June 11, 2019			
Payment Date	June 21, 2019			
Period No	20			
Monthly Period	May 31, 2019			
Interest Period	From	May 20, 2019	to	June 21, 2019 = 32 days

**26. Contracts Per Customer**

Initial Portfolio :

Group	Aggregate Principal Balance (in EUR)	Aggregate Principal Balance (in % of total)	Number of Contracts	Number of Contracts (in % of total)
1	1,018,379,438.01	94.71	55,690	95.73
2 - 4	50,359,193.50	4.68	2,194	3.77
5 - 7	1,300,446.96	0.12	59	0.10
8 - 10	106,131.77	0.01	16	0.03
> 10	5,154,675.09	0.48	217	0.37
<b>Total</b>	<b>1,075,299,885.33</b>	<b>100.00</b>	<b>58,176</b>	<b>100.00</b>

Portfolio as of: May 31, 2019

Group	Aggregate Outstanding Principal Balance (in EUR)	Aggregate Outstanding Principal Balance (in % of total)	Number of Contracts	Number of Contracts (in % of total)
1	511,388,730.12	96.93	37,193	97.55
2 - 4	14,915,967.61	2.83	845	2.22
5 - 7	198,423.95	0.04	15	0.04
8 - 10	411,974.30	0.08	23	0.06
> 10	695,651.99	0.13	51	0.13
<b>Total</b>	<b>527,610,747.97</b>	<b>100.00</b>	<b>38,127</b>	<b>100.00</b>

**Compartment German Auto Loans 7**  
**Monthly Investor Report**



Rolls-Royce  
 Motor Cars Limited

Reporting Date	June 11, 2019		
Payment Date	June 21, 2019		
Period No	20		
Monthly Period	May 31, 2019		
Interest Period	From	May 20, 2019	to June 21, 2019 = 32 days

**27. Amortisation**

Initial Portfolio

Period	Principal Balance (in EUR)
	1,075,299,885.33
1	1,060,943,391.23
2	1,046,546,518.25
3	1,028,143,480.96
4	1,009,946,120.87
5	991,276,856.02
6	971,651,928.95
7	951,997,456.32
8	932,474,767.43
9	912,587,307.97
10	890,868,439.21
11	869,990,343.74
12	849,480,237.36
13	829,978,972.02
14	810,931,432.99
15	790,929,469.38
16	772,219,217.94
17	750,648,817.76
18	726,612,568.15
19	702,257,186.81
20	679,888,041.08
21	655,697,343.74
22	633,150,616.59
23	613,571,691.51
24	593,874,982.31
25	573,575,290.96
26	553,638,349.72
27	532,836,607.01
28	515,589,425.57
29	477,211,044.30

Current Portfolio

Period	Principal Balance in EUR	Reduction in EUR
	527,610,747.97	
1	508,011,787.05	19,598,960.92
2	491,367,730.44	16,644,056.61
3	476,744,159.60	14,623,570.84
4	461,897,381.77	14,846,777.83
5	446,696,336.43	15,201,045.34
6	431,417,847.69	15,278,488.74
7	415,652,099.53	15,765,748.16
8	402,636,003.79	13,016,095.74
9	373,786,423.15	28,849,580.64
10	333,460,272.47	40,326,150.68
11	296,737,338.73	36,722,933.74
12	262,991,550.34	33,745,788.39
13	225,202,686.11	37,788,864.23
14	218,466,952.22	6,735,733.89
15	212,018,649.24	6,448,302.98
16	205,698,631.00	6,320,018.24
17	198,763,440.84	6,935,190.16
18	191,542,458.29	7,220,982.55
19	183,875,553.53	7,666,904.76
20	176,654,737.79	7,220,815.74
21	156,983,279.12	19,671,458.67
22	133,558,874.76	23,424,404.36
23	113,587,374.81	19,971,499.95
24	94,501,688.89	19,085,685.92
25	72,569,307.73	21,932,381.16
26	69,213,265.88	3,356,041.85
27	66,117,030.34	3,096,235.54
28	62,752,482.27	3,364,548.07
29	59,814,815.05	2,937,667.22

**Compartment German Auto Loans 7**  
**Monthly Investor Report**



Rolls-Royce  
 Motor Cars Limited

Reporting Date	June 11, 2019		
Payment Date	June 21, 2019		
Period No	20		
Monthly Period	May 31, 2019		
Interest Period	From	May 20, 2019	to June 21, 2019 = 32 days

**27. Amortisation**

Initial Portfolio

Period	Principal Balance (in EUR)
30	425,194,308.95
31	378,332,531.28
32	336,316,528.85
33	289,247,873.94
34	280,298,657.42
35	271,916,844.49
36	263,687,868.36
37	254,598,533.08
38	244,763,914.79
39	234,739,277.31
40	225,614,638.49
41	199,638,859.87
42	170,229,127.29
43	145,192,330.37
44	121,255,944.52
45	93,869,705.18
46	89,405,174.31
47	85,501,055.08
48	81,172,434.65
49	77,410,499.88
50	73,828,614.72
51	70,432,279.34
52	67,340,372.25
53	55,044,094.06
54	39,464,117.62
55	26,196,870.79
56	13,694,526.94
57	11,530.21
58	4,318.90
59	1,770.62

Current Portfolio

Period	Principal Balance in EUR	Reduction in EUR
30	57,055,765.59	2,759,049.46
31	54,486,936.36	2,568,829.23
32	52,089,464.98	2,397,471.38
33	43,017,064.18	9,072,400.80
34	30,923,439.29	12,093,624.89
35	20,737,559.82	10,185,879.47
36	10,819,827.56	9,917,732.26
37	6,369.84	10,813,457.72
38	1,561.12	4,808.72
39	732.20	828.92
40	0.00	732.20
41	0.00	0.00
42	0.00	0.00
43	0.00	0.00
44	0.00	0.00
45	0.00	0.00
46	0.00	0.00
47	0.00	0.00
48	0.00	0.00
49	0.00	0.00
50	0.00	0.00
51	0.00	0.00
52	0.00	0.00
53	0.00	0.00
54	0.00	0.00
55	0.00	0.00
56	0.00	0.00
57	0.00	0.00
58	0.00	0.00
59	0.00	0.00

**Compartment German Auto Loans 7**  
**Monthly Investor Report**



Rolls-Royce  
 Motor Cars Limited

Reporting Date	June 11, 2019			
Payment Date	June 21, 2019			
Period No	20			
Monthly Period	May 31, 2019			
Interest Period	From	May 20, 2019	to	June 21, 2019 = 32 days

**27. Amortisation**

Initial Portfolio

Period	Principal Balance (in EUR)
60	0.00

Current Portfolio

Period	Principal Balance in EUR	Reduction in EUR
60	0.00	0.00

**Compartment German Auto Loans 7**  
**Monthly Investor Report**



Rolls-Royce  
 Motor Cars Limited

Reporting Date	June 11, 2019			
Payment Date	June 21, 2019			
Period No	20			
Monthly Period	May 31, 2019			
Interest Period	From	May 20, 2019	to	June 21, 2019 = 32 days

**28. Priority of Payments**

**Priority of Payments\***

Available Distribution Amount	+	32,901,757.76
Taxes	-	0.00
Trustee Payment	-	0.00
Senior Expenses	-	5,881.00
Swap Net Payment	-	41,062.67
Class A Interest	-	13,400.00
Class B Interest	-	66,934.17
Cash Reserve	-	5,380,000.00
Principal Class A	-	27,394,479.92
Principal Class B	-	0.00
Swap Termination Event	-	0.00
Subordinated Loan Interest	-	0.00
Subordinated Loan Principal	-	0.00
Seller	-	0.00

\*all Amounts in EUR

**Compartment German Auto Loans 7**  
**Monthly Investor Report**



Rolls-Royce  
 Motor Cars Limited

Reporting Date	June 11, 2019			
Payment Date	June 21, 2019			
Period No	20			
Monthly Period	May 31, 2019			
Interest Period	From	May 20, 2019	to	June 21, 2019 = 32 days

**29. Transaction Costs**

	<b>Class A</b>	<b>Class B</b>	<b>Subordinated Loan</b>	<b>Total</b>
Senior Expenses				<b>5,881.00</b>
Interest accrued for the Period (in EUR)	<b>13,400.00</b>	<b>66,934.17</b>	<b>4,227.48</b>	<b>84,561.65</b>
Interest payments for the Period (in EUR)	<b>13,400.00</b>	<b>66,934.17</b>	<b>0.00</b>	<b>80,334.17</b>
Cumulative Interest Payments (in EUR)	<b>370,400.00</b>	<b>1,278,014.19</b>	<b>0.00</b>	<b>1,648,414.19</b>
Unpaid Interest for the Period (in EUR)	<b>0.00</b>	<b>0.00</b>	<b>4,227.48</b>	<b>4,227.48</b>
Cumulative Unpaid Interest (in EUR)	<b>0.00</b>	<b>0.00</b>	<b>80,411.89</b>	<b>80,411.89</b>



**Compartment German Auto Loans 7**  
**Monthly Investor Report**



Rolls-Royce  
Motor Cars Limited

Reporting Date	June 11, 2019			
Payment Date	June 21, 2019			
Period No	20			
Monthly Period	May 31, 2019			
Interest Period	From	May 20, 2019	to	June 21, 2019 = 32 days

**30. Ratings**

			Fitch	S&P	Moody's	DBRS
<b>Notes - current ratings</b>						
	Class A		AAA	N/A	Aaa	N/A
	Class B		N/A	N/A	N/A	N/A

			Fitch	S&P	Moody's	DBRS	Trigger Breached
<b>Transaction Parties - current ratings</b>							
	BMW AG	long term	N/A	A+	A1	A high	no
		short term	N/A	A-1	P-1	N/A	no
<b>Issuer Account Bank:</b>	Bank of New York Mellon, Frankfurt Branch	long term	AA	N/A	Aa1	N/A	no
		short term	F1+	N/A	P-1	N/A	no
<b>Swap Provider:</b>	Skandinaviska Enskilda Banken AB (publ)	long term	AA-	N/A	Aa3	N/A	no
		short term	F1+	N/A	P-1	N/A	no
<b>Calculation Agent:</b>	Bank of New York Mellon, London Branch	long term	AA	N/A	Aa1	N/A	no
		short term	F1+	N/A	P-1	N/A	no
<b>Trustee:</b>	BNY Mellon Corporate Trustee Services Limited	long term	AA	N/A	Aa1	N/A	no
		short term	F1+	N/A	P-1	N/A	no

			Fitch	S&P	Moody's	DBRS
<b>Transaction Parties - required ratings</b>						
	BMW AG	long term	N/A	N/A	A2	N/A
		short term	N/A	N/A	P-1	N/A
<b>Issuer Account Bank:</b>	Bank of New York Mellon, Frankfurt Branch	long term	A	N/A	A2	N/A
		short term	F1	N/A	P-1	N/A
<b>Swap Provider:</b>	Skandinaviska Enskilda Banken AB (publ)	long term	A	N/A	A2	N/A
		short term	F1	N/A	P-1	N/A

**Compartment German Auto Loans 7**  
**Monthly Investor Report**



Rolls-Royce  
 Motor Cars Limited

Reporting Date	June 11, 2019		
Payment Date	June 21, 2019		
Period No	20		
Monthly Period	May 31, 2019		
Interest Period	From	May 20, 2019	to June 21, 2019 = 32 days

**31. Swap Counterparty Data**

<b>Swap Counterparty Data</b>	
Swap counterparty provider	Skandinaviska Enskilda Banken AB (publ)
Swap termination event	No

<b>Swap Data</b>	
Swap type	Fixed floating interest rate swap
Notional amount (in EUR)	442,326,751.20
Fixed rate (in %)	-0.2790
Floating rate (Euribor in %)	-0.3660
Net swap payments (in EUR) (- from SPV / + to SPV)	-41,062.67