



Bavarian Sky S.A., Compartment German Auto Loans 7

Monthly Investor Report - March 2019

**BMW
GROUP**



Rolls-Royce
Motor Cars Limited

Compartment German Auto Loans 7

Monthly Investor Report



Rolls-Royce
Motor Cars Limited

Reporting Date	Apr 10, 2019
Payment Date	Apr 23, 2019
Period No	18
Monthly Period	Mar 31, 2019
Interest Period	From Mar 20, 2019 to Apr 23, 2019 = 34 days

Index

1. Contact Information
2. Reporting Contact Details
3. Counterparty History
4. Overview Dates
5. Portfolio Information
6. Reserves
7. Performance Data
8. Defaulted Amount & Recovery Amount
9. Defaulted Amount & Recovery Amount - Loan Level Data
10. Outstanding Note Balance
11. Original Principal Balance
12. Aggregate Principal Balance
13. Aggregate Outstanding Principal Balance
14. Down Payments
15. Borrower Concentration
16. Geographical Distribution
17. Car Type & Customer Group
18. Delinquencies
19. Seasoning
20. Remaining Term
21. Original Term
22. Vehicle Class
23. Payment Type
24. Interest Rates
25. Credit Type
26. Contracts per Customer
27. Amortisation
28. Priority of Payments
29. Transaction Costs
30. Ratings
31. Swap Counterparty Data

Compartment German Auto Loans 7

Monthly Investor Report

BMW
GROUP



Rolls-Royce
Motor Cars Limited

Reporting Date	Apr 10, 2019
Payment Date	Apr 23, 2019
Period No	18
Monthly Period	Mar 31, 2019
Interest Period	From Mar 20, 2019 to Apr 23, 2019 = 34 days

1. Contact Information

Transaction Parties

Issuer: **Bavarian Sky S.A.**
Acting in respect of its Compartment German Auto Loans 7
2a, rue Nicolas Bové
L-1253 Luxembourg
Luxembourg
Attn.: Valérie Schleimer
valerie.schleimer@intertrustgroup.com
+352 26 4491

Corporate Administrator: **Intertrust (Luxembourg) S.à r.l.**
6, Rue Eugène Ruppert
L-2453 Luxembourg
Luxembourg
Attn.: Valérie Schleimer
valerie.schleimer@intertrustgroup.com
+352 26 44 91

Originator/Service: **BMW Bank GmbH**
Heidemannstrasse 164
80939 Munich
Germany
Attn.: Antoun Zakhour
abs.bmwgroup@bmw.de
+49-89-382-61467
Attn.: Michael Dalchow
abs.bmwgroup@bmw.de
+49-89-382-53070

Compartment German Auto Loans 7
Monthly Investor Report



Rolls-Royce
Motor Cars Limited

Reporting Date	Apr 10, 2019
Payment Date	Apr 23, 2019
Period No	18
Monthly Period	Mar 31, 2019
Interest Period	From Mar 20, 2019 to Apr 23, 2019 = 34 days

1. Contact Information

Transaction Parties

Calculation Agent/Paying Agent/

Bank of New York Mellon, London Branch

One Canada Square
E14 5AL London
United Kingdom
Attn.: Corporate Trust Administration
BNYM.structured.finance.team.8@bnymellon.com

Trustee:

BNY Mellon Corporate Trustee Services Limited

One Canada Square
E14 5AL London
United Kingdom
Attn.: Corporate Trust Administration
BNYM.structured.finance.team.8@bnymellon.com

Issuer Account Bank:

Bank of New York Mellon, Frankfurt Branch

Friedrich-Ebert-Anlage 49, Messeturm
60327 Frankfurt am Main
Germany
Attn.: Corporate Trust Administrator
BNYM.Structured.Finance.Team.8@bnymellon.com

Compartment German Auto Loans 7

Monthly Investor Report



Rolls-Royce
Motor Cars Limited

Reporting Date	Apr 10, 2019
Payment Date	Apr 23, 2019
Period No	18
Monthly Period	Mar 31, 2019
Interest Period	From Mar 20, 2019 to Apr 23, 2019 = 34 days

1. Contact Information

Transaction Parties

Data Trustee:

Bank of New York Mellon, Frankfurt Branch
Friedrich-Ebert-Anlage 46, Messeturm
60327 Frankfurt am Main
Germany
Attn.: Corporate Trust Administration
BNYM.structured.finance.team.8@bnymellon.com

Swap Counterparty:

Skandinaviska Enskilda Banken AB (publ)
Kungsträdgårdsgatan 8
SE-106 40 Stockholm
Sweden
docunit@seb.se

Rating Agencies:

Fitch Ratings Ltd
30 North Colonnade, Canary Wharf
E14 5GN London
United Kingdom
ABSsurveillance@fitchratings.com

Moody's Investors Service Limited
One Canada Square, Canary Wharf
E14 5FH London
United Kingdom
monitor.abs@moodys.com

Compartment German Auto Loans 7

Monthly Investor Report



Rolls-Royce
Motor Cars Limited

Reporting Date	Apr 10, 2019
Payment Date	Apr 23, 2019
Period No	18
Monthly Period	Mar 31, 2019
Interest Period	From Mar 20, 2019 to Apr 23, 2019 = 34 days

2. Reporting Contact Details

Contact for Servicer Report (Portfolio related information in Investor Report)

Contact for Investor Reporting:

BMW Bank GmbH

Heidemannstrasse 164
80939 Munich
Germany

Attn.: Antoun Zakhour
abs.bmwgroup@bmw.de
+49-89-382-61467

Attn.: Michael Dalchow
abs.bmwgroup@bmw.de
+49-89-382-53070

Calculation Agent:

Bank of New York Mellon, London Branch

One Canada Square
E14 5AL London
United Kingdom

Attn. Corporate Trust Administration
BNYM.structured.finance.team.8@bnymellon.com

Compartment German Auto Loans 7

Monthly Investor Report



Reporting Date	Apr 10, 2019
Payment Date	Apr 23, 2019
Period No	18
Monthly Period	Mar 31, 2019
Interest Period	From Mar 20, 2019 to Apr 23, 2019 = 34 days

3. Counterparty History

Replacement Party to be added if applicable

Compartment German Auto Loans 7
Monthly Investor Report



Rolls-Royce
 Motor Cars Limited

Reporting Date	Apr 10, 2019			
Payment Date	Apr 23, 2019			
Period No	18			
Monthly Period	Mar 31, 2019			
Interest Period	From	Mar 20, 2019	to	Apr 23, 2019 = 34 days

4. Overview Dates

Initial Cut-Off Date:	30/09/2017		
Issue Date:	18/10/2017	Legal Maturity Date:	20/10/2024
Reporting Date	10/04/2019		
Investor Reporting Date	17/04/2019		
Interest Determination Date	18/03/2019		
Reporting Frequency:	monthly		
Monthly Period No. (since Issue Date):	18	(since Issue Date)	
Payment Date:	23/04/2019		
Next Payment Date	20/05/2019		
Monthly Period:	01/03/2019	until	31/03/2019

Compartment German Auto Loans 7

Monthly Investor Report



Rolls-Royce
Motor Cars Limited

Reporting Date	Apr 10, 2019		
Payment Date	Apr 23, 2019		
Period No	18		
Monthly Period	Mar 31, 2019		
Interest Period	From	Mar 20, 2019	to Apr 23, 2019 = 34 days

5. Portfolio Information

	current period	prior period
Outstanding receivables in EUR	Aggregate outstanding principal balance	Aggregate outstanding principal balance
Beginning of period in EUR	609,015,987.35	635,808,318.29
Scheduled principal payments in EUR	16,856,997.80	16,117,476.77
Prepayment* principal in EUR	9,627,963.84	9,247,692.29
Prepayments* number of contracts	644	635
Repurchases* principal in EUR	1,251,207.54	1,314,490.38
Repurchases* number of contracts	70	74
Total principal collections in EUR	27,736,169.18	26,679,659.44
Total interest collections in EUR	1,557,525.91	1,632,035.01
Defaulted Amounts in EUR	473,376.34	207,238.41
Recoveries in EUR	283,971.38	94,566.91
Late Recoveries in EUR	17,662.40	9,814.28
End of Period in EUR	581,090,413.21	609,015,987.35
Current prepayment rate (annualised) in %	17.86	16.51

* Prepayments are defined as all contracts that are early settled by the borrower and repurchases are defined as all contracts that are repurchased due to modification of contract.

Compartment German Auto Loans 7
Monthly Investor Report



Rolls-Royce
Motor Cars Limited

Reporting Date	Apr 10, 2019				
Payment Date	Apr 23, 2019				
Period No	18				
Monthly Period	Mar 31, 2019				
Interest Period	From	Mar 20, 2019	to	Apr 23, 2019	= 34 days

6. Reserves

Aggregate outstanding notes balance

Initial outstanding notes balance in EUR 1,075,300,000.00

Cash Reserve	in EUR
Outstanding cash reserve beginning of period	5,380,000.00
Interest on cash reserve - previous period	0.00
Required cash reserve	5,380,000.00
Outstanding cash reserve end of period	5,380,000.00

Triggers*								
Reserves	Current ratio	Trigger	Required Rating BMW AG				Trigger Breach	
			Fitch	S&P	Moody's	DBRS		
Commingling Reserve			Long Term	A	N/A	A2	N/A	no
			Short Term	F1	N/A	P-1	N/A	no

* Breach of one of these triggers in conjunction with any other event as set out in the Servicing Agreement and / or the Receivables Purchase Agreement will oblige BMW Bank GmbH to post additional cash collateral. The Reserves will be adjusted on a monthly basis and shall be deposited in the Issuer Account and exclusively reserved to cover risks.

Commingling Reserve	in EUR
Outstanding Commingling Reserve end of period	0.00

Set-Off Risk (current ratio): 0,01%

Compartment German Auto Loans 7

Monthly Investor Report



Rolls-Royce
Motor Cars Limited

Reporting Date	Apr 10, 2019		
Payment Date	Apr 23, 2019		
Period No	18		
Monthly Period	Mar 31, 2019		
Interest Period	From	Mar 20, 2019	to Apr 23, 2019 = 34 days

7. Performance Data

Aggregate outstanding notes balance

Beginning of period (in EUR)	575,238,775.65
End of period (in EUR)	546,076,150.15

Ratios

31- 60 days past due

	(in EUR)	(in %)
31- 60 days past due period before previous period	1,236,037.19	0.19
31- 60 days past due previous period	1,258,706.88	0.21
31- 60 days past due current period	1,276,750.88	0.22

61- 90 days past due

	(in EUR)	(in %)
61- 90 days past due period before previous period	526,687.30	0.08
61- 90 days past due previous period	494,435.22	0.08
61- 90 days past due current period	451,844.04	0.08

Cumulative net loss ratio

	Current ratio
Cumulative net loss ratio (in %)	0.17

Compartment German Auto Loans 7
Monthly Investor Report



Rolls-Royce
 Motor Cars Limited

Reporting Date	Apr 10, 2019			
Payment Date	Apr 23, 2019			
Period No	18			
Monthly Period	Mar 31, 2019			
Interest Period	From	Mar 20, 2019	to	Apr 23, 2019 = 34 days

7. Performance Data

Performance data	
Number of contracts being 31 - 60 days delinquent	66
Number of contracts being 61 - 90 days delinquent	28
Balance of contracts being 31 - 60 days delinquent (in EUR)	1,276,750.88
Balance of contracts being 61 - 90 days delinquent (in EUR)	451,844.04
Defaulted amounts (in EUR)	473.376
Cumulative defaulted amounts (in EUR)	3.968.593
Recoveries (in EUR)	283,971.38
Cumulative recoveries (in EUR)	2,096,579.55

Compartment German Auto Loans 7
Monthly Investor Report



Rolls-Royce
Motor Cars Limited

Reporting Date	Apr 10, 2019			
Payment Date	Apr 23, 2019			
Period No	18			
Monthly Period	Mar 31, 2019			
Interest Period	From	Mar 20, 2019	to	Apr 23, 2019 = 34 days

8. Defaulted Amount & Recovery Amount

(as at end of Monthly Period)

Collection Period	No. of Defaulted Agreements in Collection Period	Defaulted Amount in Collection Period (in EUR)	Cumulative Defaulted Amount since Initial Cut-Off Date (in EUR)	Cumulative Amount of Purchased Receivables (in EUR)	Cumulative Default Ratio (in %)	Recovery Amount in Collection Period (in EUR)	Cumulative Recoveries since Initial Cut-Off Date (in EUR)	Cumulative Net Losses (in EUR)	Cumulative Net Loss Ratio (in %)
Sept - 17	0	n/a	n/a	1,075,299,885.00	n/a	n/a	n/a	n/a	n/a
Oct - 17	12	62.01	62.01	1,075,299,885.00	0.00	0.00	0.00	62.00	0.00
Nov - 17	18	79.32	141.33	1,075,299,885.00	0.00	0.00	0.00	141.00	0.00
Dec - 17	17	65.10	206.43	1,075,299,885.00	0.00	0.00	0.00	206.00	0.00
Jan - 18	20	87,506.96	87,713.39	1,075,299,885.00	0.01	51,683.18	51,683.18	36,030.00	0.00
Feb - 18	18	84,172.99	171,886.38	1,075,299,885.00	0.02	61,520.07	113,203.25	58,683.00	0.01
Mar - 18	14	129,057.18	300,943.56	1,075,299,885.00	0.03	61,859.37	175,062.62	125,881.00	0.01
Apr - 18	22	83,113.92	384,057.48	1,075,299,885.00	0.04	41,694.28	216,756.90	167,301.00	0.02
May - 18	24	267,416.46	651,473.94	1,075,299,885.00	0.06	114,363.34	331,120.24	320,354.00	0.03
June - 18	25	327,360.95	978,834.89	1,075,299,885.00	0.09	162,353.97	493,474.21	485,361.00	0.05
July - 18	20	245,137.39	1,223,972.28	1,075,299,885.00	0.11	136,969.99	630,444.20	593,528.00	0.06
Aug - 18	34	471,551.50	1,695,523.78	1,075,299,885.00	0.16	269,691.87	900,136.07	795,388.00	0.07
Sept - 18	24	368,588.76	2,064,112.54	1,075,299,885.00	0.19	222,746.68	1,122,882.75	941,230.00	0.09
Oct - 18	37	416,112.35	2,480,224.89	1,075,299,885.00	0.23	240,505.93	1,363,388.68	1,116,836.00	0.10
Nov - 18	31	236,693.50	2,716,918.39	1,075,299,885.00	0.25	113,001.36	1,476,390.04	1,240,528.00	0.12
Dec - 18	20	317,952.16	3,034,870.55	1,075,299,885.00	0.28	109,040.43	1,585,430.47	1,449,440.00	0.13
Jan - 19	37	253,107.72	3,287,978.27	1,075,299,885.00	0.31	132,610.79	1,718,041.26	1,569,937.00	0.15
Feb - 19	28	207,238.41	3,495,216.68	1,075,299,885.00	0.33	94,566.91	1,812,608.17	1,682,609.00	0.16
Mar - 19	39	473,376.34	3,968,593.02	1,075,299,885.00	0.37	283,971.38	2,096,579.55	1,872,013.00	0.17

Compartment German Auto Loans 7
Monthly Investor Report



Rolls-Royce
Motor Cars Limited

Reporting Date	Apr 10, 2019		
Payment Date	Apr 23, 2019		
Period No	18		
Monthly Period	Mar 31, 2019		
Interest Period	From	Mar 20, 2019	to Apr 23, 2019 = 34 days

9. Defaulted Amount & Recovery Amount - Loan Level Data*

	Month / Year of Default	Month / Year of Loan Origination	Principal Balance (Initial in EUR)	Principal Balance of Loan at Default (in EUR)	Recovery Total (in EUR)	Principal Balance End of Period (in EUR)	Object Type (new / used)	Vehicle Series	Customer Type (private / commercial)	Out of Deal (Month / Year)
1	Jan - 18	Sept - 14	16,351.13	16,351.13	12,044.87	4,306.26	Used	5 Series	Commercial	
2	Jan - 18	Feb - 16	15,652.00	15,652.00	8,583.73	7,068.27	Used	X1 Series	Commercial	
3	Jan - 18	May - 17	38,255.90	37,796.02	37,796.02	0.00	Used	5 Series	Commercial	
4	Feb - 18	July - 16	26,755.60	26,145.58	18,020.29	8,125.29	Used	5 Series	Commercial	
5	Feb - 18	Feb - 17	9,447.90	9,295.57	8,097.14	1,198.43	Used	Other BMW Group	Private	
6	Feb - 18	Aug - 16	12,385.40	361.40	-12.84	374.24	Used	MINI	Commercial	
7	Mar - 18	June - 17	7,754.36	7,672.08	7,672.08	0.00	New	3 Series	Commercial	
8	Mar - 18	Feb - 17	27,414.41	12,056.53	888.06	11,168.47	Used	5 Series	Commercial	
9	Mar - 18	June - 17	61,865.07	61,865.07	16,004.71	45,860.36	New	7 Series	Commercial	
10	Apr - 18	May - 17	33,020.68	16,725.26	1,501.13	15,224.13	Used	5 Series	Commercial	
11	May - 18	Jan - 16	21,138.17	20,707.29	12,795.45	7,911.84	New	2 Series	Commercial	
12	May - 18	Mar - 17	25,856.04	12,152.61	0.00	12,152.61	Used	X5 Series	Commercial	
13	May - 18	Mar - 17	66,717.12	66,557.12	51,279.48	15,277.64	New	X6 Series	Commercial	
14	May - 18	Apr - 16	20,929.31	20,385.90	12,193.09	8,192.81	New	2 Series	Commercial	
15	May - 18	June - 17	18,307.55	17,407.53	13,418.87	3,988.66	Used	7 Series	Commercial	
16	May - 18	Feb - 17	10,502.59	9,919.52	6,935.88	2,983.64	Used	MINI	Private	
17	May - 18	May - 17	51,041.47	19,980.05	-59.93	20,039.98	Used	X6 Series	Commercial	
18	May - 18	June - 17	37,045.24	34,446.44	19,156.74	15,289.70	Used	7 Series	Commercial	
19	May - 18	Sept - 15	18,305.20	16,940.56	11,761.26	5,179.30	New	1 Series	Private	
20	May - 18	Feb - 17	23,033.85	20,900.66	16,415.17	4,485.49	New	3 Series	Commercial	
21	June - 18	June - 16	24,340.07	23,322.85	16,856.57	6,466.28	Used	X5 Series	Commercial	
22	June - 18	Dec - 15	28,372.42	25,452.38	0.00	25,452.38	Used	X3 Series	Commercial	
23	June - 18	Dec - 16	26,532.31	25,907.47	12,598.12	13,309.35	Used	1 Series	Commercial	
24	June - 18	June - 17	23,633.84	22,611.14	12,624.08	9,987.06	Used	X3 Series	Private	
25	June - 18	May - 17	35,563.19	34,218.47	34,218.47	0.00	Used	4 Series	Commercial	
26	June - 18	May - 16	35,814.39	33,496.35	19,435.00	14,061.35	New	2 Series	Private	
27	June - 18	Nov - 14	23,535.49	23,085.05	2,993.07	20,091.98	Used	5 Series	Commercial	
28	July - 18	Mar - 17	19,927.47	19,346.42	19,346.42	0.00	New	3 Series	Commercial	
29	July - 18	Mar - 17	34,988.88	34,586.11	18,403.94	16,182.17	Used	5 Series	Commercial	

Compartment German Auto Loans 7
Monthly Investor Report



Rolls-Royce
Motor Cars Limited

Reporting Date	Apr 10, 2019			
Payment Date	Apr 23, 2019			
Period No	18			
Monthly Period	Mar 31, 2019			
Interest Period	From	Mar 20, 2019	to	Apr 23, 2019 = 34 days

9. Defaulted Amount & Recovery Amount - Loan Level Data*

	Month / Year of Default	Month / Year of Loan Origination	Principal Balance (Initial in EUR)	Principal Balance of Loan at Default (in EUR)	Recovery Total (in EUR)	Principal Balance End of Period (in EUR)	Object Type (new / used)	Vehicle Series	Customer Type (private / commercial)	Out of Deal (Month / Year)
30	July - 18	Jan - 17	28,522.72	28,007.56	0.00	28,007.56	Used	X5 Series	Commercial	
31	July - 18	June - 14	13,592.72	12,259.74	5,990.07	6,269.67	Used	1 Series	Commercial	
32	July - 18	July - 16	28,419.61	28,114.57	0.00	28,114.57	New	MINI	Commercial	
33	July - 18	May - 16	34,023.99	30,600.34	13,450.45	17,149.89	Used	7 Series	Commercial	
34	Aug - 18	Aug - 15	24,999.79	23,017.72	17,680.97	5,336.75	New	2 Series	Private	
35	Aug - 18	Apr - 15	962.41	726.59	132.44	594.15	Used	Non BMW Group (incl. Motorcycles)	Private	
36	Aug - 18	Apr - 17	16,845.57	16,217.29	0.00	16,217.29	Used	X5 Series	Commercial	
37	Aug - 18	Nov - 16	36,644.59	33,513.92	19,222.23	14,291.69	Used	5 Series	Commercial	
38	Aug - 18	Mar - 17	10,482.03	9,302.52	5,869.68	3,432.84	Used	1 Series	Commercial	
39	Aug - 18	May - 17	25,352.83	19,045.67	19,045.67	0.00	Used	5 Series	Commercial	
40	Aug - 18	July - 16	73,943.14	70,559.52	44,635.44	25,924.08	New	7 Series	Commercial	
41	Aug - 18	Sept - 13	17,269.90	15,987.38	9,760.00	6,227.38	Used	3 Series	Private	
42	Aug - 18	Dec - 16	52,254.96	49,582.81	35,265.10	14,317.71	New	Non BMW Group (incl. Motorcycles)	Commercial	
43	Aug - 18	Mar - 17	14,042.31	13,825.55	0.00	13,825.55	Used	Non BMW Group (incl. Motorcycles)	Commercial	
44	Aug - 18	Oct - 16	50,943.75	48,088.32	27,713.71	20,374.61	New	X4 Series	Commercial	
45	Aug - 18	May - 16	36,849.12	33,470.06	27,691.12	5,778.94	New	3 Series	Commercial	
46	Aug - 18	Jan - 15	1,348.70	238.79	238.79	0.00	Used	MINI	Private	
47	Aug - 18	June - 12	22,127.86	20,890.96	4,438.92	16,452.04	Used	X5 Series	Commercial	
48	Aug - 18	June - 17	15,492.00	15,149.88	7,128.45	8,021.43	Used	3 Series	Commercial	
49	Aug - 18	Feb - 17	22,045.68	19,961.05	13,020.83	6,940.22	Used	3 Series	Private	
50	Sept - 18	Feb - 16	23,789.44	21,268.29	12,380.90	8,887.39	Used	3 Series	Commercial	
51	Sept - 18	Apr - 17	30,861.96	30,074.79	28,671.31	1,403.48	Used	4 Series	Private	
52	Sept - 18	Nov - 14	10,964.80	1,876.72	-114.56	1,991.28	New	3 Series	Commercial	
53	Sept - 18	Jan - 17	17,266.21	15,587.24	8,331.95	7,255.29	Used	3 Series	Commercial	
54	Sept - 18	Dec - 16	27,134.97	25,521.34	11,103.59	14,417.75	Used	X3 Series	Commercial	
55	Sept - 18	Apr - 17	40,651.37	37,478.29	28,030.52	9,447.77	New	Non BMW Group (incl. Motorcycles)	Commercial	
56	Sept - 18	May - 15	12,381.23	1,639.44	-1,581.39	3,220.83	Used	5 Series	Commercial	
57	Sept - 18	Mar - 17	35,948.64	33,707.15	19,804.65	13,902.50	New	X1 Series	Commercial	
58	Sept - 18	July - 16	17,900.94	16,271.01	0.00	16,271.01	Used	X5 Series	Commercial	

Compartment German Auto Loans 7
Monthly Investor Report



Rolls-Royce
Motor Cars Limited

Reporting Date	Apr 10, 2019		
Payment Date	Apr 23, 2019		
Period No	18		
Monthly Period	Mar 31, 2019		
Interest Period	From	Mar 20, 2019	to Apr 23, 2019 = 34 days

9. Defaulted Amount & Recovery Amount - Loan Level Data*

	Month / Year of Default	Month / Year of Loan Origination	Principal Balance (Initial in EUR)	Principal Balance of Loan at Default (in EUR)	Recovery Total (in EUR)	Principal Balance End of Period (in EUR)	Object Type (new / used)	Vehicle Series	Customer Type (private / commercial)	Out of Deal (Month / Year)
59	Sept - 18	Mar - 17	39,928.94	38,639.19	0.00	38,639.19	Used	7 Series	Commercial	
60	Oct - 18	Jan - 17	13,430.72	12,385.79	5,873.82	6,511.97	Used	Non BMW Group (incl. Motorcycles)	Commercial	
61	Oct - 18	Feb - 17	20,573.50	18,460.91	11,167.07	7,293.84	Used	MINI	Private	
62	Oct - 18	Feb - 17	27,603.66	8,701.87	-78.77	8,780.64	New	X1 Series	Commercial	
63	Oct - 18	Mar - 16	6,183.18	2,086.32	2,086.32	0.00	Used	Non BMW Group (incl. Motorcycles)	Private	
64	Oct - 18	Mar - 17	39,194.73	38,167.88	27,782.27	10,385.61	New	4 Series	Commercial	
65	Oct - 18	Oct - 16	29,281.64	24,521.37	20,607.27	3,914.10	Used	7 Series	Commercial	
66	Oct - 18	Mar - 15	13,169.45	13,169.45	0.00	13,169.45	New	1 Series	Private	
67	Oct - 18	Apr - 17	43,365.26	39,880.05	28,337.26	11,542.79	New	Non BMW Group (incl. Motorcycles)	Commercial	
68	Oct - 18	Nov - 13	27,226.06	10,913.85	-111.68	11,025.53	Used	5 Series	Commercial	
69	Oct - 18	Apr - 17	34,672.56	33,209.52	18,084.32	15,125.20	New	2 Series	Commercial	
70	Nov - 18	June - 17	28,132.42	19,411.55	0.00	19,411.55	New	4 Series	Commercial	
71	Nov - 18	Apr - 15	3,286.87	410.55	410.55	0.00	Used	Non BMW Group (incl. Motorcycles)	Commercial	
72	Nov - 18	Apr - 15	11,277.93	8,532.81	1,537.20	6,995.61	New	MINI	Private	
73	Nov - 18	June - 17	28,721.22	25,245.75	14,454.02	10,791.73	Used	X5 Series	Private	
74	Nov - 18	May - 17	14,983.47	14,829.76	0.00	14,876.49	New	Other BMW Group	Private	
75	Nov - 18	Feb - 17	19,903.16	19,342.05	0.00	19,342.05	Used	X3 Series	Private	
76	Dec - 18	June - 17	20,764.48	18,819.41	14,456.25	4,363.16	Used	5 Series	Private	
77	Dec - 18	May - 17	29,178.48	21,981.81	21,981.81	0.00	Used	7 Series	Commercial	
78	Dec - 18	May - 14	2,499.54	1,554.37	390.24	1,164.13	Used	Non BMW Group (incl. Motorcycles)	Private	
79	Dec - 18	Oct - 16	49,043.72	45,194.50	0.00	45,194.50	New	2 Series	Commercial	
80	Dec - 18	Sept - 13	10,133.43	8,795.55	2,960.21	5,835.34	Used	MINI	Commercial	
81	Dec - 18	July - 15	25,141.85	21,795.24	12,276.79	9,518.45	New	2 Series	Private	
82	Dec - 18	Sept - 16	46,956.82	44,743.91	0.00	44,899.64	New	4 Series	Commercial	
83	Dec - 18	Apr - 17	17,434.18	16,592.95	4,492.76	12,100.19	Used	5 Series	Private	
84	Dec - 18	June - 17	76,861.51	68,784.19	27,367.16	41,417.03	New	5 Series	Commercial	
85	Dec - 18	Apr - 15	12,721.07	11,603.67	0.00	11,603.67	Used	1 Series	Private	
86	Dec - 18	May - 14	27,334.10	24,644.53	0.00	24,644.53	Used	X6 Series	Private	
87	Jan - 19	May - 17	24,961.93	22,243.24	14,405.00	7,838.24	Used	4 Series	Private	

Compartment German Auto Loans 7
Monthly Investor Report



Rolls-Royce
Motor Cars Limited

Reporting Date	Apr 10, 2019		
Payment Date	Apr 23, 2019		
Period No	18		
Monthly Period	Mar 31, 2019		
Interest Period	From	Mar 20, 2019	to Apr 23, 2019 = 34 days

9. Defaulted Amount & Recovery Amount - Loan Level Data*

	Month / Year of Default	Month / Year of Loan Origination	Principal Balance (Initial in EUR)	Principal Balance of Loan at Default (in EUR)	Recovery Total (in EUR)	Principal Balance End of Period (in EUR)	Object Type (new / used)	Vehicle Series	Customer Type (private / commercial)	Out of Deal (Month / Year)
88	Jan - 19	May - 17	19,787.47	18,397.85	0.00	18,397.85	Used	1 Series	Private	
89	Jan - 19	Oct - 15	10,421.90	8,647.75	8,010.60	637.15	Used	1 Series	Commercial	
90	Jan - 19	Feb - 17	12,958.05	9,890.86	5,622.27	4,268.59	Used	Non BMW Group (incl. Motorcycles)	Commercial	
91	Jan - 19	Feb - 17	31,982.53	29,736.84	0.00	29,736.84	Used	7 Series	Commercial	
92	Jan - 19	Nov - 16	23,753.51	11,899.67	-62.04	11,961.71	New	2 Series	Private	
93	Jan - 19	Jan - 15	17,225.98	14,746.15	14,746.15	0.00	Used	MINI	Private	
94	Jan - 19	June - 17	28,719.85	23,927.28	21,173.43	2,753.85	Used	X6 Series	Commercial	
95	Jan - 19	Jan - 17	10,254.95	6,028.79	6,028.79	0.00	Used	1 Series	Private	
96	Jan - 19	July - 16	31,651.71	29,112.21	18,476.60	10,635.61	New	2 Series	Private	
97	Jan - 19	Oct - 15	16,578.95	16,446.30	14,051.22	2,395.08	New	3 Series	Private	
98	Jan - 19	Apr - 17	17,964.30	14,568.40	8,674.50	5,893.90	Used	X1 Series	Private	
99	Jan - 19	Mar - 17	22,839.49	21,087.77	13,047.80	8,039.97	New	MINI	Commercial	
100	Jan - 19	Dec - 15	7,603.49	6,888.56	2,986.51	3,902.05	New	Non BMW Group (incl. Motorcycles)	Commercial	
101	Jan - 19	Nov - 16	13,749.59	12,764.39	0.00	12,794.13	New	MINI	Private	
102	Feb - 19	May - 17	39,995.67	34,454.72	16,848.08	17,606.64	Used	5 Series	Commercial	
103	Feb - 19	July - 15	20,460.64	18,575.16	7,252.55	11,322.61	Used	1 Series	Private	
104	Feb - 19	Oct - 15	11,337.60	8,481.96	7,034.53	1,447.43	Used	1 Series	Private	
105	Feb - 19	Mar - 17	15,275.58	6,892.99	0.00	6,892.99	Used	MINI	Commercial	
106	Feb - 19	Nov - 16	17,796.82	15,883.03	9,783.15	6,099.88	New	3 Series	Commercial	
107	Feb - 19	Mar - 17	18,788.51	17,553.37	11,473.00	6,080.37	Used	3 Series	Private	
108	Feb - 19	Sept - 16	28,103.02	24,967.85	13,051.22	11,916.63	Used	5 Series	Private	
109	Feb - 19	May - 17	2,691.94	1,695.13	400.00	1,295.13	Used	3 Series	Commercial	
110	Feb - 19	July - 15	2,676.73	778.17	778.17	0.00	Used	MINI	Private	
111	Feb - 19	Nov - 16	28,774.12	25,291.52	15,870.77	9,420.75	New	3 Series	Commercial	
112	Feb - 19	Sept - 16	20,979.10	19,508.87	13,773.54	5,735.33	New	3 Series	Commercial	
113	Feb - 19	July - 15	26,544.50	23,255.73	977.34	22,278.39	New	2 Series	Private	
114	Mar - 19	Apr - 17	21,236.40	18,865.01	10,623.49	8,241.52	Used	Non BMW Group (incl. Motorcycles)	Commercial	
115	Mar - 19	Aug - 15	13,139.33	1,968.15	0.00	1,968.15	Used	1 Series	Private	
116	Mar - 19	Mar - 17	12,680.13	10,942.52	8,800.00	2,169.68	Used	1 Series	Private	

Compartment German Auto Loans 7
Monthly Investor Report



Rolls-Royce
Motor Cars Limited

Reporting Date	Apr 10, 2019		
Payment Date	Apr 23, 2019		
Period No	18		
Monthly Period	Mar 31, 2019		
Interest Period	From	Mar 20, 2019	to Apr 23, 2019 = 34 days

9. Defaulted Amount & Recovery Amount - Loan Level Data*

	Month / Year of Default	Month / Year of Loan Origination	Principal Balance (Initial in EUR)	Principal Balance of Loan at Default (in EUR)	Recovery Total (in EUR)	Principal Balance End of Period (in EUR)	Object Type (new / used)	Vehicle Series	Customer Type (private / commercial)	Out of Deal (Month / Year)
117	Mar - 19	May - 17	47,695.94	41,509.08	23,024.60	18,484.48	New	X1 Series	Commercial	
118	Mar - 19	Feb - 17	8,780.57	7,596.87	0.00	7,596.87	Used	MINI	Commercial	
119	Mar - 19	Feb - 16	19,464.00	3,702.92	-301.31	4,004.23	Used	5 Series	Commercial	
120	Mar - 19	June - 17	40,967.63	36,937.11	10,287.35	26,649.76	New	2 Series	Private	
121	Mar - 19	Apr - 14	23,700.61	17,307.23	11,211.72	6,095.51	Used	7 Series	Commercial	
122	Mar - 19	Mar - 17	84,148.63	72,738.57	41,932.77	30,805.80	New	X5 Series	Commercial	
123	Mar - 19	Nov - 15	15,878.54	12,487.51	10,336.13	2,151.38	Used	5 Series	Commercial	
124	Mar - 19	Apr - 17	32,869.57	27,691.71	15,825.44	11,866.27	Used	3 Series	Commercial	
125	Mar - 19	Oct - 15	10,072.52	7,998.19	7,951.22	46.97	Used	MINI	Private	
126	Mar - 19	Feb - 17	30,657.27	28,858.11	13,080.63	15,777.48	New	2 Series	Commercial	
127	Mar - 19	June - 17	21,633.42	19,505.74	7,900.00	11,605.74	Used	5 Series	Private	
128	Mar - 19	June - 17	10,558.38	8,288.29	7,608.69	679.60	Used	MINI	Private	
129	Mar - 19	Mar - 17	19,314.80	17,451.16	11,547.86	5,903.30	New	1 Series	Commercial	
130	Mar - 19	Feb - 16	38,517.19	35,260.99	23,641.87	11,619.12	New	1 Series	Commercial	
131	Mar - 19	Nov - 16	73,352.11	63,627.79	47,815.13	15,812.66	New	3 Series	Commercial	
132	Mar - 19	June - 17	27,451.10	22,903.83	15,023.39	7,880.44	Used	5 Series	Commercial	
133	Jan - 18	June - 17	4,814.49	4,678.96	4,071.21	607.75	Used	3 Series	Private	Apr - 18
134	Feb - 18	Jan - 17	13,015.36	13,015.36	10,496.32	2,519.04	Used	3 Series	Commercial	May - 18
135	Feb - 18	Apr - 16	18,392.34	18,392.34	15,624.13	2,768.21	New	1 Series	Private	May - 18
136	Mar - 18	Jan - 15	10,760.66	10,449.98	8,565.78	1,884.20	Used	3 Series	Commercial	June - 18
137	Apr - 18	May - 17	24,462.11	23,731.53	19,098.67	4,632.86	Used	3 Series	Private	June - 18
138	Mar - 18	Apr - 17	19,078.09	18,976.67	14,008.04	4,968.63	New	Non BMW Group (incl. Motorcycles)	Private	July - 18
139	Apr - 18	Mar - 15	18,533.65	17,307.68	14,417.98	2,889.70	New	2 Series	Private	July - 18
140	Apr - 18	Aug - 14	24,408.07	24,036.89	11,022.31	13,014.58	Used	5 Series	Private	July - 18
141	May - 18	June - 17	24,350.95	23,473.04	17,297.11	6,175.93	Used	5 Series	Commercial	July - 18
142	Feb - 18	Sept - 15	16,194.30	15,610.51	13,297.19	2,313.32	Used	Non BMW Group (incl. Motorcycles)	Commercial	Sept - 18
143	June - 18	Mar - 15	15,739.18	14,359.05	13,286.97	1,072.08	New	1 Series	Private	Sept - 18
144	June - 18	June - 17	15,118.31	14,731.56	9,656.29	5,075.27	New	Other BMW Group	Commercial	Sept - 18
145	June - 18	Mar - 17	38,982.54	38,982.54	20,803.51	18,179.03	New	2 Series	Commercial	Sept - 18

Compartment German Auto Loans 7
Monthly Investor Report



Rolls-Royce
Motor Cars Limited

Reporting Date	Apr 10, 2019		
Payment Date	Apr 23, 2019		
Period No	18		
Monthly Period	Mar 31, 2019		
Interest Period	From	Mar 20, 2019	to Apr 23, 2019 = 34 days

9. Defaulted Amount & Recovery Amount - Loan Level Data*

	Month / Year of Default	Month / Year of Loan Origination	Principal Balance (Initial in EUR)	Principal Balance of Loan at Default (in EUR)	Recovery Total (in EUR)	Principal Balance End of Period (in EUR)	Object Type (new / used)	Vehicle Series	Customer Type (private / commercial)	Out of Deal (Month / Year)
146	June - 18	Nov - 16	11,659.49	10,879.98	8,180.68	2,699.30	Used	1 Series	Commercial	Sept - 18
147	June - 18	Feb - 17	59,638.45	57,561.06	27,451.01	30,110.05	Used	X5 Series	Commercial	Sept - 18
148	July - 18	Feb - 17	9,052.80	8,479.86	7,647.61	832.25	Used	MINI	Private	Oct - 18
149	July - 18	Mar - 17	15,313.68	14,307.17	12,872.79	1,478.44	Used	5 Series	Private	Oct - 18
150	Oct - 18	July - 15	1,971.95	201.26	69.03	132.23	Used	3 Series	Commercial	Oct - 18
151	July - 18	May - 14	14,901.11	13,229.46	5,748.71	7,480.75	Used	X3 Series	Commercial	Nov - 18
152	Aug - 18	June - 15	10,989.03	9,668.44	8,141.25	1,527.19	Used	X1 Series	Private	Nov - 18
153	Aug - 18	Feb - 17	23,195.92	22,058.54	13,179.72	8,878.82	New	1 Series	Commercial	Nov - 18
154	Aug - 18	Mar - 17	11,986.15	10,957.18	6,438.78	4,518.40	Used	3 Series	Commercial	Nov - 18
155	Aug - 18	May - 17	39,153.99	37,763.60	27,626.95	10,136.65	Used	X5 Series	Commercial	Nov - 18
156	Nov - 18	June - 15	12,502.56	141.10	-14.46	155.56	New	1 Series	Commercial	Nov - 18
157	Sept - 18	Mar - 17	33,303.60	30,219.35	23,885.80	6,429.96	New	5 Series	Private	Dec - 18
158	Sept - 18	Mar - 17	17,009.38	13,744.14	11,997.82	1,746.32	Used	5 Series	Commercial	Dec - 18
159	Sept - 18	July - 15	40,884.88	35,768.54	26,832.32	8,936.22	New	5 Series	Private	Dec - 18
160	Oct - 18	May - 17	32,130.31	29,069.80	20,670.87	8,398.93	New	5 Series	Commercial	Dec - 18
161	Oct - 18	Sept - 16	27,162.94	24,516.57	15,336.62	9,179.95	Used	5 Series	Commercial	Dec - 18
162	Oct - 18	May - 17	16,627.65	14,360.64	7,705.82	6,654.82	Used	5 Series	Commercial	Dec - 18
163	Oct - 18	Aug - 15	26,890.77	24,307.82	12,779.87	11,527.95	New	3 Series	Commercial	Dec - 18
164	Oct - 18	May - 16	35,716.67	32,535.22	23,132.20	9,403.02	Used	7 Series	Commercial	Dec - 18
165	Dec - 18	Feb - 16	52,362.56	199.51	139.42	60.09	New	4 Series	Commercial	Dec - 18
166	Sept - 18	May - 17	29,940.66	27,978.20	18,830.42	9,147.78	Used	5 Series	Commercial	Jan - 19
167	Oct - 18	May - 17	17,794.18	15,231.08	9,212.84	6,018.24	Used	1 Series	Commercial	Jan - 19
168	Oct - 18	May - 14	18,857.56	15,632.97	13,045.17	2,587.80	Used	X6 Series	Commercial	Jan - 19
169	Oct - 18	Dec - 13	28,231.92	23,963.79	15,551.88	8,411.91	Used	X3 Series	Commercial	Jan - 19
170	Oct - 18	Nov - 16	14,094.98	12,444.44	10,265.14	2,179.30	Used	1 Series	Commercial	Jan - 19
171	Nov - 18	May - 17	23,976.65	22,169.34	15,035.01	7,134.33	Used	3 Series	Private	Jan - 19
172	Jan - 18	June - 13	12,963.55	12,963.55	12,838.96	124.59	Used	5 Series	Private	Feb - 19
173	Oct - 18	Mar - 17	27,208.02	24,486.52	15,881.39	8,605.13	Used	3 Series	Private	Feb - 19
174	Nov - 18	Jan - 17	24,695.49	23,209.28	17,984.59	5,224.69	New	1 Series	Commercial	Feb - 19

Compartment German Auto Loans 7
Monthly Investor Report



Rolls-Royce
Motor Cars Limited

Reporting Date	Apr 10, 2019		
Payment Date	Apr 23, 2019		
Period No	18		
Monthly Period	Mar 31, 2019		
Interest Period	From	Mar 20, 2019	to Apr 23, 2019 = 34 days

9. Defaulted Amount & Recovery Amount - Loan Level Data*

	Month / Year of Default	Month / Year of Loan Origination	Principal Balance (Initial in EUR)	Principal Balance of Loan at Default (in EUR)	Recovery Total (in EUR)	Principal Balance End of Period (in EUR)	Object Type (new / used)	Vehicle Series	Customer Type (private / commercial)	Out of Deal (Month / Year)
175	Nov - 18	Jan - 17	37,185.72	35,751.27	24,960.95	10,790.32	New	5 Series	Commercial	Feb - 19
176	Nov - 18	Oct - 16	17,127.84	15,421.60	13,018.47	2,403.13	New	MINI	Commercial	Feb - 19
177	Nov - 18	June - 17	25,054.02	22,203.66	15,337.91	6,865.75	Used	5 Series	Commercial	Feb - 19
178	Nov - 18	Feb - 17	26,810.80	24,057.63	15,577.71	8,479.92	Used	X1 Series	Private	Feb - 19
179	Nov - 18	Apr - 17	1,769.88	256.31	-185.31	441.62	Used	3 Series	Commercial	Mar - 19
180	Dec - 18	May - 17	10,863.71	9,177.49	7,516.89	1,660.60	Used	7 Series	Commercial	Mar - 19
181	Dec - 18	Apr - 17	9,612.87	8,549.13	6,574.47	1,974.66	Used	1 Series	Private	Mar - 19

*Applicable only if loans have defaulted. Does not include defaulted amounts less than 10 EUR.

Compartment German Auto Loans 7
Monthly Investor Report



Rolls-Royce
Motor Cars Limited

Reporting Date	Apr 10, 2019		
Payment Date	Apr 23, 2019		
Period No	18		
Monthly Period	Mar 31, 2019		
Interest Period	From	Mar 20, 2019	to Apr 23, 2019 = 34 days

10. Outstanding Note Balance

1. Note Balance	All Notes	Class A	Class B
Initial Note Information			
ISIN code		XS1683494592	XS1683494915
Currency		EUR	EUR
Legal final maturity		Oct 2024	Oct 2024
Rating (Fitch / Moody's / S&P/DBRS)		AAA/Aaa/N/A/N/A	N/A/N/A/N/A/N/A
Initial notes aggregate principal outstanding balance in EUR	1,075,300,000.00	1,000,000,000.00	75,300,000.00
Nominal amount per note in EUR		100,000.00	100,000.00
Initial number of notes per class in EUR		10,000	753
Current Note Information			
Notes aggregate principal outstanding balance in EUR - BoP	575,238,775.65	499,938,775.65	75,300,000.00
Available distribution amount in EUR	34,691,357.49		
Redemption per class in EUR		29,162,625.50	0,00
Redemption per note in EUR		2,916.26	0.00
Notes aggregate principal outstanding balance in EUR - EoP	546,076,150.15	470,776,150.15	75,300,000.00
Current pool factor		0.47	1.00
2. Payments to Investor per Note		Class A	Class B
Interest Type		Floating Rate	Fixed Rate
Reference Rate		1M_EURIBOR	NONE
Actual Interest Rate		-0.367%	NONE
Spread		0.400%	NONE
Coupon		0.033%	1.000%
Day count fraction		Actual/360	Actual/360
Interest days		34 days	34 days
Principal outstanding per note in EUR - BoP		49,993.88	100,000.00
Principal repayment per note in EUR		2,916.26	0.00
Principal outstanding per note in EUR - EoP		47,077.62	100,000.00
Interest payment per Note in EUR		1.56	94.44

Compartment German Auto Loans 7
Monthly Investor Report



Rolls-Royce
Motor Cars Limited

Reporting Date	Apr 10, 2019			
Payment Date	Apr 23, 2019			
Period No	18			
Monthly Period	Mar 31, 2019			
Interest Period	From	Mar 20, 2019	to	Apr 23, 2019 = 34 days

10. Outstanding note balance

3. Credit Enhancement	Initial Period (in EUR)	Initial CE (in %)	Current Period (in EUR)	Current CE (in %)
Class A	1,000,000,000.00	7.50	470,776,150.15	19.91
Class B	75,300,000.00	0.50	75,300,000.00	6.95
Cash Reserve (+ Overcollateralisation)	5,379,885.33	0.00	40,394,263.06	0.00

"In its capacity as originator and lender, BMW Bank GmbH complies with the retention requirement of a material net economic interest in accordance with Art. 405 CRR. A minimum of 5.0% of the net economic interest will be retained throughout the life of the transaction in form of retention of the Class B Notes and the Subordinated Loan."

4. Clean-Up Call Option

If the aggregate outstanding principal balance has been reduced to less than 10% of the aggregate outstanding principal balance at the Issue Date, the seller will have the option under the receivables purchase Agreement to acquire all outstanding purchased receivables.

Aggregate outstanding principal balance at end of period (in EUR)	581,090,413.21
Clean-Up option exercisable	No

Compartment German Auto Loans 7
Monthly Investor Report



Rolls-Royce
Motor Cars Limited

Reporting Date	Apr 10, 2019			
Payment Date	Apr 23, 2019			
Period No	18			
Monthly Period	Mar 31, 2019			
Interest Period	From	Mar 20, 2019	to	Apr 23, 2019 = 34 days

11. Original Principal Balance

Initial Portfolio as of origination of contract

Group (in EUR) (by Original Principal Balance)	Original principal balance (in EUR)	Original Principal Balance (in % of total)	Number of Contracts	Number of Contracts (in % of total)
0.00 - 5,000.00	6,952,214.98	0.56	1,832	3.15
5.000,01 - 10.000,00	58,611,633.89	4.75	7,457	12.82
10.000,01 - 15.000,00	142,071,546.45	11.53	11,224	19.29
15.000,01 - 20.000,00	193,930,803.12	15.73	11,075	19.04
20.000,01 - 25.000,00	206,957,002.69	16.79	9,215	15.84
25.000,01 - 30.000,00	186,569,339.49	15.14	6,810	11.71
30.000,01 - 35.000,00	135,414,459.95	10.99	4,186	7.20
35.000,01 - 40.000,00	88,286,985.15	7.16	2,362	4.06
40.000,01 - 45.000,00	58,732,363.84	4.76	1,387	2.38
45.000,01 - 50.000,00	39,196,107.70	3.18	826	1.42
50.000,01 - 55.000,00	28,713,754.16	2.33	547	0.94
55.000,01 - 60.000,00	22,818,800.56	1.85	397	0.68
> 60.000,00	64,430,047.86	5.23	858	1.47
Total	1,232,685,059.84	100.00	58,176	100.00

Average:	21,188.89
Min:	1,000.00
Max:	268,086.77

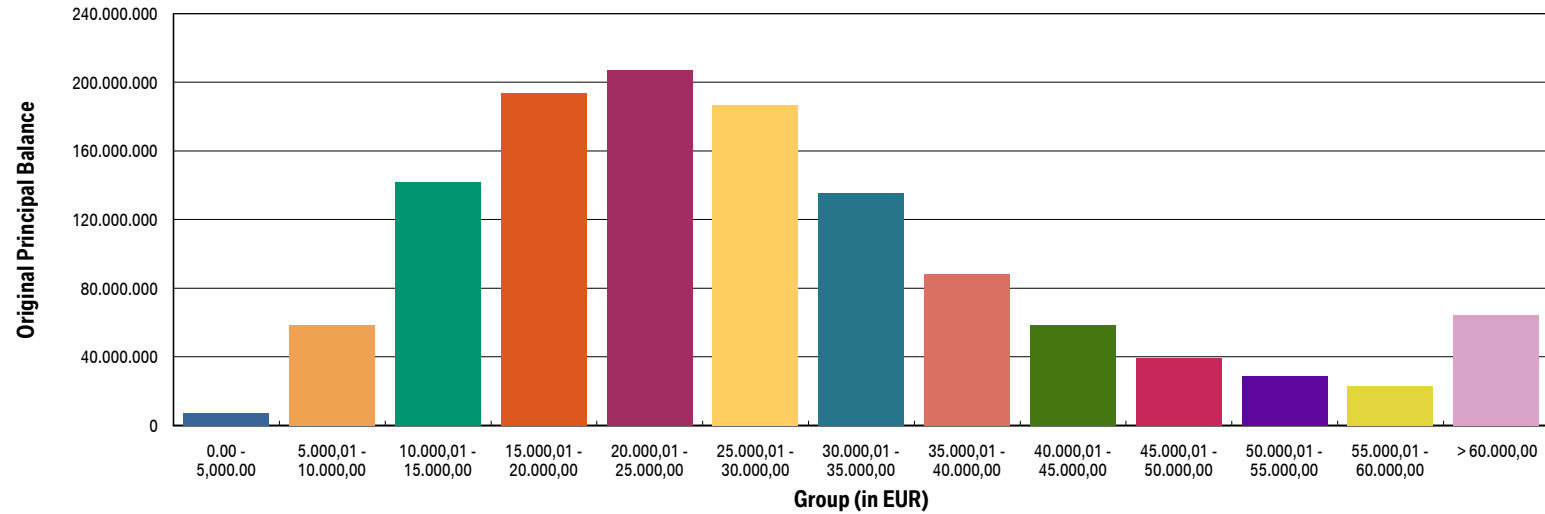
Compartment German Auto Loans 7
Monthly Investor Report



Rolls-Royce
Motor Cars Limited

Reporting Date	Apr 10, 2019				
Payment Date	Apr 23, 2019				
Period No	18				
Monthly Period	Mar 31, 2019				
Interest Period	From	Mar 20, 2019	to	Apr 23, 2019	= 34 days

11a. Original Principal Balance (graph)



Compartment German Auto Loans 7
Monthly Investor Report



Rolls-Royce
Motor Cars Limited

Reporting Date	Apr 10, 2019			
Payment Date	Apr 23, 2019			
Period No	18			
Monthly Period	Mar 31, 2019			
Interest Period	From	Mar 20, 2019	to	Apr 23, 2019 = 34 days

12. Aggregate Principal Balance

Initial Portfolio

Group (in EUR)	Aggregate Principal Balance (in EUR)	Aggregate Principal Balance (in % of total)	Number of Contracts	Number of Contracts (in % of total)
0.00 - 5,000.00	13,572,816.24	1.26	4,004	6.88
5.000,01 - 10.000,00	75,260,397.46	7.00	9,826	16.89
10.000,01 - 15.000,00	153,093,033.88	14.24	12,241	21.04
15.000,01 - 20.000,00	186,664,077.90	17.36	10,717	18.42
20.000,01 - 25.000,00	185,595,994.12	17.26	8,295	14.26
25.000,01 - 30.000,00	148,704,876.29	13.83	5,446	9.36
30.000,01 - 35.000,00	100,939,663.59	9.39	3,135	5.39
35.000,01 - 40.000,00	62,681,849.04	5.83	1,683	2.89
40.000,01 - 45.000,00	40,143,393.57	3.73	951	1.63
45.000,01 - 50.000,00	29,364,008.53	2.73	620	1.07
50.000,01 - 55.000,00	21,734,531.84	2.02	415	0.71
55.000,01 - 60.000,00	16,627,329.18	1.55	290	0.50
> 60.000,00	40,917,913.69	3.81	553	0.95
Total	1,075,299,885.33	100.00	58,176	100.00

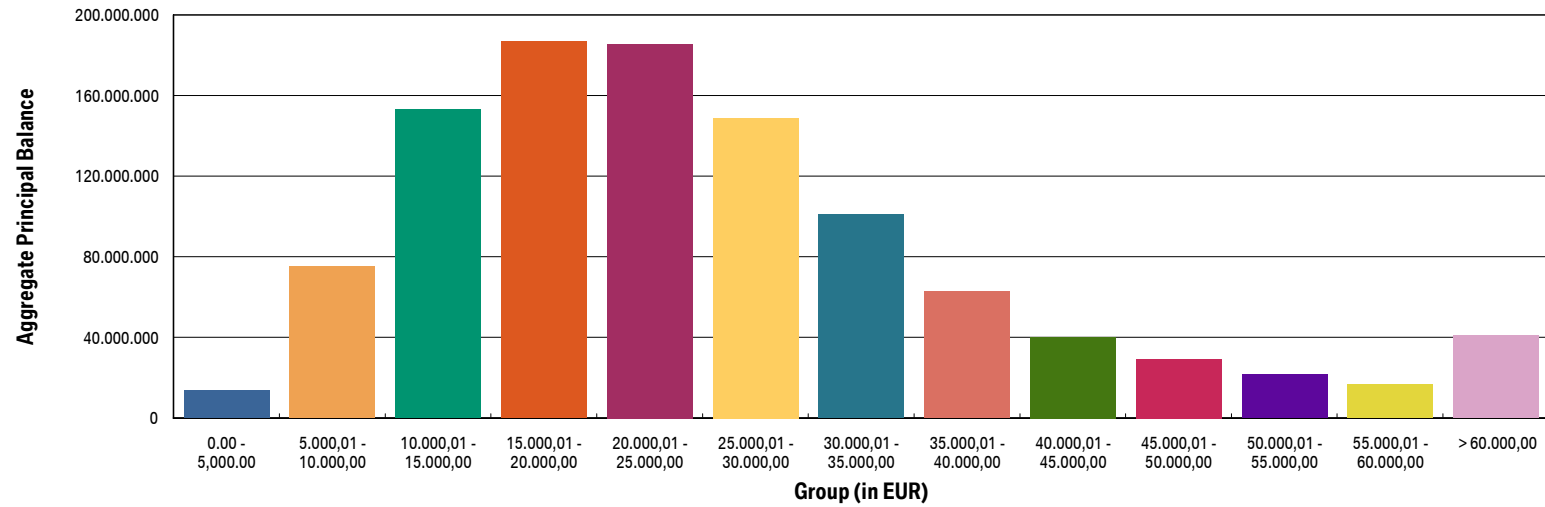
Average:	18,483.57
Min:	197.19
Max:	234,727.59

Compartment German Auto Loans 7
Monthly Investor Report



Reporting Date	Apr 10, 2019		
Payment Date	Apr 23, 2019		
Period No	18		
Monthly Period	Mar 31, 2019		
Interest Period	From	Mar 20, 2019	to Apr 23, 2019 = 34 days

12a. Aggregate Principal Balance (graph)



Compartment German Auto Loans 7
Monthly Investor Report



Rolls-Royce
Motor Cars Limited

Reporting Date	Apr 10, 2019			
Payment Date	Apr 23, 2019			
Period No	18			
Monthly Period	Mar 31, 2019			
Interest Period	From	Mar 20, 2019	to	Apr 23, 2019 = 34 days

13. Aggregate Outstanding Principal Balance

Portfolio as of: Mar 31, 2019

Group (in EUR)	Aggregate Outstanding Principal Balance (in EUR)	Aggregate Outstanding Principal Balance (in % of total)	Number of Contracts	Number of Contracts (in % of total)
0.00 - 5,000.00	12,016,146.80	2.07	7,882	19.16
5.000,01 - 10.000,00	61,572,858.70	10.60	8,074	19.63
10.000,01 - 15.000,00	104,241,843.35	17.94	8,396	20.41
15.000,01 - 20.000,00	119,889,533.83	20.63	6,890	16.75
20.000,01 - 25.000,00	101,735,581.22	17.51	4,560	11.08
25.000,01 - 30.000,00	67,828,440.85	11.67	2,495	6.06
30.000,01 - 35.000,00	37,758,659.78	6.50	1,171	2.85
35.000,01 - 40.000,00	23,972,570.75	4.13	642	1.56
40.000,01 - 45.000,00	16,847,893.18	2.90	398	0.97
45.000,01 - 50.000,00	10,927,661.33	1.88	231	0.56
50.000,01 - 55.000,00	8,188,602.36	1.41	156	0.38
55.000,01 - 60.000,00	5,440,454.15	0.94	95	0.23
> 60.000,00	10,670,166.91	1.84	149	0.36
Total	581,090,413.21	100.00	41,139	100.00

WA:	14,125.05
Min:	0.00
Max:	164,939.15

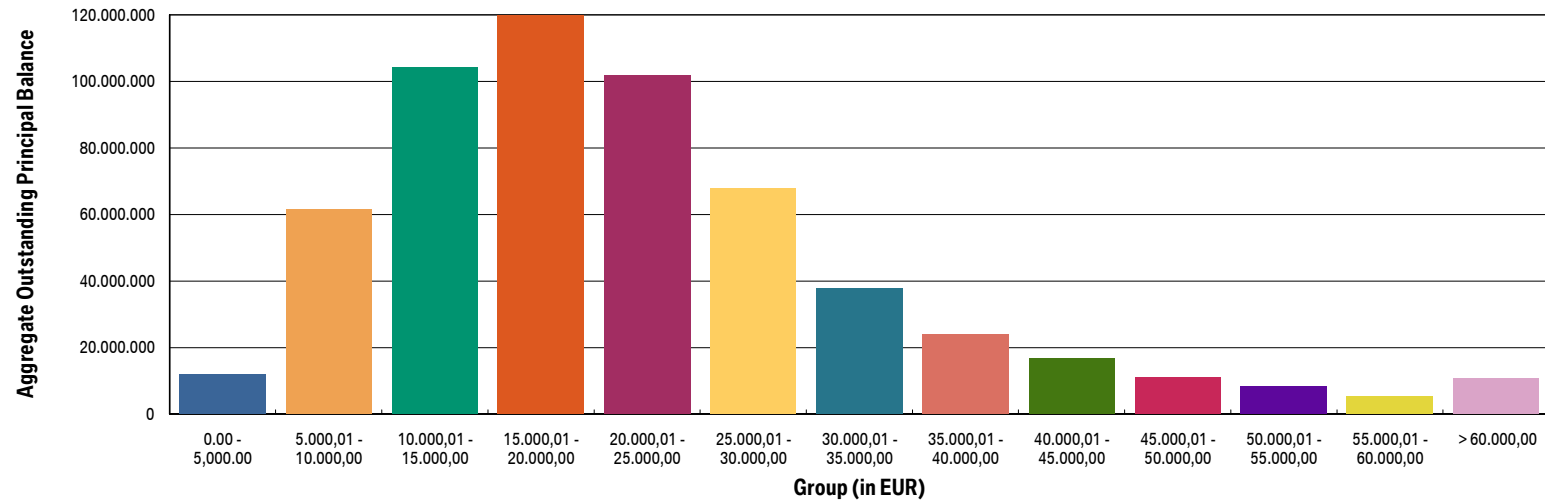
Compartment German Auto Loans 7
Monthly Investor Report



Rolls-Royce
 Motor Cars Limited

Reporting Date	Apr 10, 2019			
Payment Date	Apr 23, 2019			
Period No	18			
Monthly Period	Mar 31, 2019			
Interest Period	From	Mar 20, 2019	to	Apr 23, 2019 = 34 days

13a. Aggregate Outstanding Principal Balance (graph)



Compartment German Auto Loans 7
Monthly Investor Report



Rolls-Royce
Motor Cars Limited

Reporting Date	Apr 10, 2019				
Payment Date	Apr 23, 2019				
Period No	18				
Monthly Period	Mar 31, 2019				
Interest Period	From	Mar 20, 2019	to	Apr 23, 2019	= 34 days

14. Down Payments

Portfolio as of: Mar 31, 2019

Down Payment	Aggregate Outstanding Principal Balance (in EUR)	Aggregate Outstanding Principal Balance (in % of total)	Number of Contracts	Number of Contracts (in % of total)	Down Payment/ Purchase Price (in %)
No Down Payment	135,544,346.97	23.33	10,468	25.45	0.00
<=1000	10,937,918.91	1.88	965	2.35	4.44
1.000,01 - 2.000,00	28,521,313.75	4.91	2,340	5.69	8.66
2.000,01 - 3.000,00	36,413,079.96	6.27	2,979	7.24	12.63
3.000,01 - 4.000,00	36,260,531.53	6.24	2,932	7.13	16.31
4.000,01 - 5.000,00	57,903,153.21	9.96	4,083	9.92	18.14
5.000,01 - 6.000,00	33,963,935.57	5.84	2,371	5.76	20.50
6.000,01 - 7.000,00	31,507,896.85	5.42	2,122	5.16	22.42
7.000,01 - 8.000,00	29,787,297.75	5.13	1,921	4.67	24.09
8.000,01 - 9.000,00	16,259,539.73	2.80	1,068	2.60	25.80
9.000,01 - 10.000,00	48,339,718.68	8.32	2,977	7.24	27.19
10.000,01 - 11.000,00	11,235,677.63	1.93	647	1.57	26.73
11.000,01 - 12.000,00	13,979,654.31	2.41	828	2.01	28.78
12.000,01 - 13.000,00	9,898,084.77	1.70	567	1.38	29.95
13.000,01 - 14.000,00	7,899,723.89	1.36	496	1.21	32.41
14.000,01 - 15.000,00	20,161,438.32	3.47	1,219	2.96	34.80
> 15.000,00	52,477,101.38	9.03	3,156	7.67	40.54
Total	581,090,413.21	100.00	41,139	100.00	17.79

Minimum Down Payment:	61.07
Maximum Down Payment:	93,505.30
Average Down Payment:	5,965.94
Average Down Payment (customers that made a Down Payment):	8,002.11

Compartment German Auto Loans 7
Monthly Investor Report



Rolls-Royce
Motor Cars Limited

Reporting Date	Apr 10, 2019			
Payment Date	Apr 23, 2019			
Period No	18			
Monthly Period	Mar 31, 2019			
Interest Period	From	Mar 20, 2019	to	Apr 23, 2019 = 34 days

15. Borrower Concentration

Portfolio as of: Mar 31, 2019

Borrower (Top 20)	Aggregate Outstanding Principal Balance (in EUR)	Aggregate Outstanding Principal Balance (in % of total)	Number of Contracts	Number of Contracts (in % of total)
1	728,562.98	0.13	38	0.09
2	273,032.45	0.05	17	0.04
3	213,117.05	0.04	10	0.02
4	164,939.15	0.03	1	0.00
5	162,461.93	0.03	1	0.00
6	148,516.64	0.03	1	0.00
7	134,129.54	0.02	2	0.00
8	134,104.90	0.02	4	0.01
9	129,107.88	0.02	2	0.00
10	123,878.63	0.02	3	0.01
11	123,393.13	0.02	2	0.00
12	119,957.09	0.02	2	0.00
13	118,304.22	0.02	2	0.00
14	114,538.32	0.02	2	0.00
15	110,168.78	0.02	2	0.00
16	107,883.15	0.02	2	0.00
17	107,649.20	0.02	1	0.00
18	107,402.97	0.02	2	0.00
19	107,327.26	0.02	2	0.00
20	106,436.54	0.02	2	0.00
Total	3,334,911.81	0.57	98	0.24
Total Portfolio Balance	581,090,413.21			

Compartment German Auto Loans 7
Monthly Investor Report



Reporting Date	Apr 10, 2019			
Payment Date	Apr 23, 2019			
Period No	18			
Monthly Period	Mar 31, 2019			
Interest Period	From	Mar 20, 2019	to	Apr 23, 2019 = 34 days

16. Geographical Distribution

Initial Portfolio

Post code area	Aggregate Principal Balance (in EUR)	Aggregate Principal Balance (in % of total)	Number of Contracts	Number of contracts (in % of total)
post code area 0	60,077,202.26	5.59	3,214	5.52
post code area 1	61,378,550.20	5.71	3,176	5.46
post code area 2	99,202,184.48	9.23	5,354	9.20
post code area 3	101,570,427.34	9.45	5,572	9.58
post code area 4	123,361,453.69	11.47	6,787	11.67
post code area 5	116,364,864.70	10.82	6,367	10.94
post code area 6	135,978,558.12	12.65	7,314	12.57
post code area 7	133,996,727.10	12.46	7,441	12.79
post code area 8	145,662,142.02	13.55	7,666	13.18
post code area 9	97,707,775.42	9.09	5,285	9.08
Total	1,075,299,885.33	100.00	58,176	100.00

Compartment German Auto Loans 7
Monthly Investor Report



Rolls-Royce
Motor Cars Limited

Reporting Date	Apr 10, 2019			
Payment Date	Apr 23, 2019			
Period No	18			
Monthly Period	Mar 31, 2019			
Interest Period	From	Mar 20, 2019	to	Apr 23, 2019 = 34 days

16. Geographical Distribution

Portfolio as of: Mar 31, 2019

Post code area	Aggregate Outstanding Principal Balance (in EUR)	Aggregate Outstanding Principal Balance (in % of total)	Number of Contracts	Number of Contracts (in % of total)
post code area 0	33,218,695.85	5.72	2,322	5.64
post code area 1	33,547,690.63	5.77	2,294	5.58
post code area 2	53,102,166.80	9.14	3,783	9.20
post code area 3	55,375,735.56	9.53	3,914	9.51
post code area 4	65,109,492.64	11.20	4,728	11.49
post code area 5	63,126,884.97	10.86	4,502	10.94
post code area 6	74,123,066.68	12.76	5,205	12.65
post code area 7	72,341,923.23	12.45	5,245	12.75
post code area 8	77,067,278.06	13.26	5,323	12.94
post code area 9	53,656,849.97	9.23	3,794	9.22
post code area Others	420,628.82	0.07	29	0.07
Total	581,090,413.21	100.00	41,139	100.00

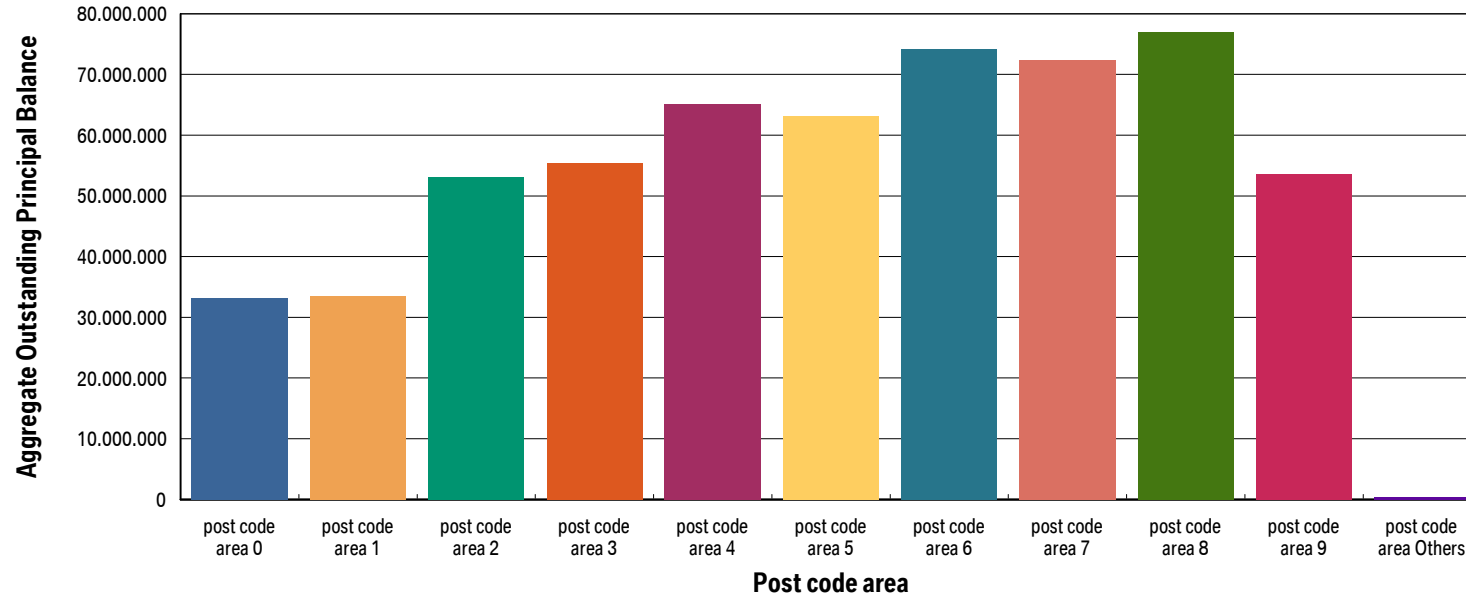
Compartment German Auto Loans 7
Monthly Investor Report



Rolls-Royce
 Motor Cars Limited

Reporting Date	Apr 10, 2019			
Payment Date	Apr 23, 2019			
Period No	18			
Monthly Period	Mar 31, 2019			
Interest Period	From	Mar 20, 2019	to	Apr 23, 2019 = 34 days

16a. Geographical Distribution (graph)



Compartment German Auto Loans 7
Monthly Investor Report



Rolls-Royce
Motor Cars Limited

Reporting Date	Apr 10, 2019			
Payment Date	Apr 23, 2019			
Period No	18			
Monthly Period	Mar 31, 2019			
Interest Period	From	Mar 20, 2019	to	Apr 23, 2019 = 34 days

17. Car Type & Customer Group

Initial Portfolio

Car Type	Aggregate Principal Balance (in EUR)	Aggregate Principal Balance (in % of total)	Number of Contracts	Number of Contracts (in % of total)
New	501,846,144.20	46.67	21,173	36.39
Used	573,453,741.13	53.33	37,003	63.61
Total	1,075,299,885.33	100.00	58,176	100.00

Customer Group	Aggregate Principal Balance (in EUR)	Aggregate Principal Balance (in % of total)	Number of Contracts	Number of Contracts (in % of total)
Commercial	284,006,070.70	26.41	11,469	19.71
Private Individual	791,293,814.63	73.59	46,707	80.29
Total	1,075,299,885.33	100.00	58,176	100.00

Compartment German Auto Loans 7
Monthly Investor Report



Rolls-Royce
Motor Cars Limited

Reporting Date	Apr 10, 2019			
Payment Date	Apr 23, 2019			
Period No	18			
Monthly Period	Mar 31, 2019			
Interest Period	From	Mar 20, 2019	to	Apr 23, 2019 = 34 days

17. Car Type & Customer Group

Portfolio as of: Mar 31, 2019

Car Type	Aggregate Outstanding Principal Balance (in EUR)	Aggregate Outstanding Principal Balance (in % of total)	Number of Contracts	Number of Contracts (in % of total)
New	279,007,324.17	48.01	14,981	36.42
Used	302,083,089.04	51.99	26,158	63.58
Total	581,090,413.21	100.00	41,139	100.00

Customer Group	Aggregate Outstanding Principal Balance (in EUR)	Aggregate Outstanding Principal Balance (in % of total)	Number of Contracts	Number of Contracts (in % of total)
Commercial	145,312,106.74	25.01	7,706	18.73
Private Individual	435,778,306.47	74.99	33,433	81.27
Total	581,090,413.21	100.00	41,139	100.00

Compartment German Auto Loans 7
Monthly Investor Report



Rolls-Royce
Motor Cars Limited

Reporting Date	Apr 10, 2019			
Payment Date	Apr 23, 2019			
Period No	18			
Monthly Period	Mar 31, 2019			
Interest Period	From	Mar 20, 2019	to	Apr 23, 2019 = 34 days

18. Delinquencies

Initial Portfolio

Days past due	Aggregate Principal Balance (in EUR)	Aggregate Principal Balance (in % of total)	Number of Contracts	Number of Contracts (in % of total)
1 - 30	0.00	0.00	0	0.00
31 - 60	0.00	0.00	0	0.00
61 - 90	0.00	0.00	0	0.00
91 - 120	0.00	0.00	0	0.00
> 120	0.00	0.00	0	0.00
Total	0.00	0.00	0	0.00

Portfolio as of: Mar 31, 2019

Days past due	Aggregate Outstanding Principal Balance (in EUR)	Aggregate Outstanding Principal Balance (in % of total)	Number of Contracts	Number of Contracts (in % of total)
1 - 30	5,642,540.32	0.97	317	0.77
31 - 60	1,276,750.88	0.22	66	0.16
61 - 90	451,844.04	0.08	28	0.07
91 - 120	210,034.76	0.04	11	0.03
> 120	408,688.70	0.07	21	0.05
Total	7,989,858.70	1.37	443	1.08

Compartment German Auto Loans 7
Monthly Investor Report



Rolls-Royce
Motor Cars Limited

Reporting Date	Apr 10, 2019				
Payment Date	Apr 23, 2019				
Period No	18				
Monthly Period	Mar 31, 2019				
Interest Period	From	Mar 20, 2019	to	Apr 23, 2019	= 34 days

18a. Delinquencies Analysis

Monthly Period	Performing (in EUR)	31-60 days past due (in EUR)	61-90 days past due (in EUR)	91-120 days past due (in EUR)	>120 days past due (in EUR)
Oct - 17	1,050,705,316.43	0.00	0.00	0.00	0.00
Nov - 17	1,024,400,687.00	192,605.04	0.00	0.00	0.00
Dec - 17	994,995,004.32	924,546.79	74,589.12	0.00	0.00
Jan - 18	967,039,862.05	609,321.06	249,539.42	58,937.12	0.00
Feb - 18	939,480,701.57	527,925.95	350,062.12	129,524.32	45,173.29
Mar - 18	909,459,592.01	844,387.70	306,429.44	188,178.73	51,962.92
Apr - 18	880,385,742.71	948,893.29	465,398.59	183,285.00	149,370.46
May - 18	851,220,379.52	768,015.21	513,851.38	176,262.87	244,841.49
June - 18	820,868,759.17	983,559.09	422,702.52	148,729.00	272,684.25
July - 18	791,711,739.10	981,002.42	475,749.51	275,931.77	209,660.15
Aug - 18	762,653,455.53	851,073.11	393,850.09	300,060.55	254,696.92
Sept - 18	735,242,693.68	976,564.38	422,766.97	150,407.63	321,575.14
Oct - 18	709,563,908.67	944,623.05	216,988.99	180,202.51	270,475.37
Nov - 18	682,970,347.84	1,112,844.03	353,339.59	172,553.25	324,440.76
Dec - 18	658,215,228.09	1,464,242.56	569,361.12	193,833.73	257,123.80
Jan - 19	633,469,483.87	1,236,037.19	526,687.30	366,500.42	209,609.51
Feb - 19	606,735,080.88	1,258,706.88	494,435.22	214,387.92	313,376.45
Mar - 19	578,743,094.83	1,276,750.88	451,844.04	210,034.76	408,688.70

Compartment German Auto Loans 7
Monthly Investor Report



Rolls-Royce
Motor Cars Limited

Reporting Date	Apr 10, 2019			
Payment Date	Apr 23, 2019			
Period No	18			
Monthly Period	Mar 31, 2019			
Interest Period	From	Mar 20, 2019	to	Apr 23, 2019 = 34 days

19. Seasoning

Initial Portfolio

Group (in months)	Aggregate Principal Balance (in EUR)	Aggregate Principal Balance (in % of total)	Number of Contracts	Number of Contracts (in % of total)
<= 6	576,370,179.60	53.60	29,246	50.27
> 6 - <= 12	222,745,645.89	20.71	11,596	19.93
> 12 - <= 24	186,842,759.18	17.38	10,877	18.70
> 24 - <= 36	73,724,365.83	6.86	5,112	8.79
> 36 - <= 42	8,286,360.63	0.77	699	1.20
> 42 - <= 48	4,269,898.26	0.40	360	0.62
> 48 - <= 53	1,983,410.97	0.18	178	0.31
> 53	1,077,264.97	0.10	108	0.19
Total	1,075,299,885.33	100.00	58,176	100.00

WA Seasoning (in months):	9.82
Min (in months):	3.00
Max (in months):	63.00

Compartment German Auto Loans 7
Monthly Investor Report



Rolls-Royce
Motor Cars Limited

Reporting Date	Apr 10, 2019			
Payment Date	Apr 23, 2019			
Period No	18			
Monthly Period	Mar 31, 2019			
Interest Period	From	Mar 20, 2019	to	Apr 23, 2019 = 34 days

19. Seasoning

Portfolio as of: Mar 31, 2019

Group (in months)	Aggregate Outstanding Principal Balance (in EUR)	Aggregate Outstanding Principal Balance (in % of total)	Number of Contracts	Number of Contracts (in % of total)
<= 6	0.00	0.00	0	0.00
> 6 - <= 12	0.00	0.00	0	0.00
> 12 - <= 24	363,030,268.65	62.47	23,933	58.18
> 24 - <= 36	192,194,188.37	33.07	14,036	34.12
> 36 - <= 42	13,640,131.31	2.35	1,645	4.00
> 42 - <= 48	7,453,408.05	1.28	819	1.99
> 48 - <= 53	2,495,357.75	0.43	337	0.82
> 53	2,277,059.08	0.39	369	0.90
Total	581,090,413.21	100.00	41,139	100.00

WA Seasoning (in months):	25.44
Min (in months):	21.00
Max (in months):	79.00

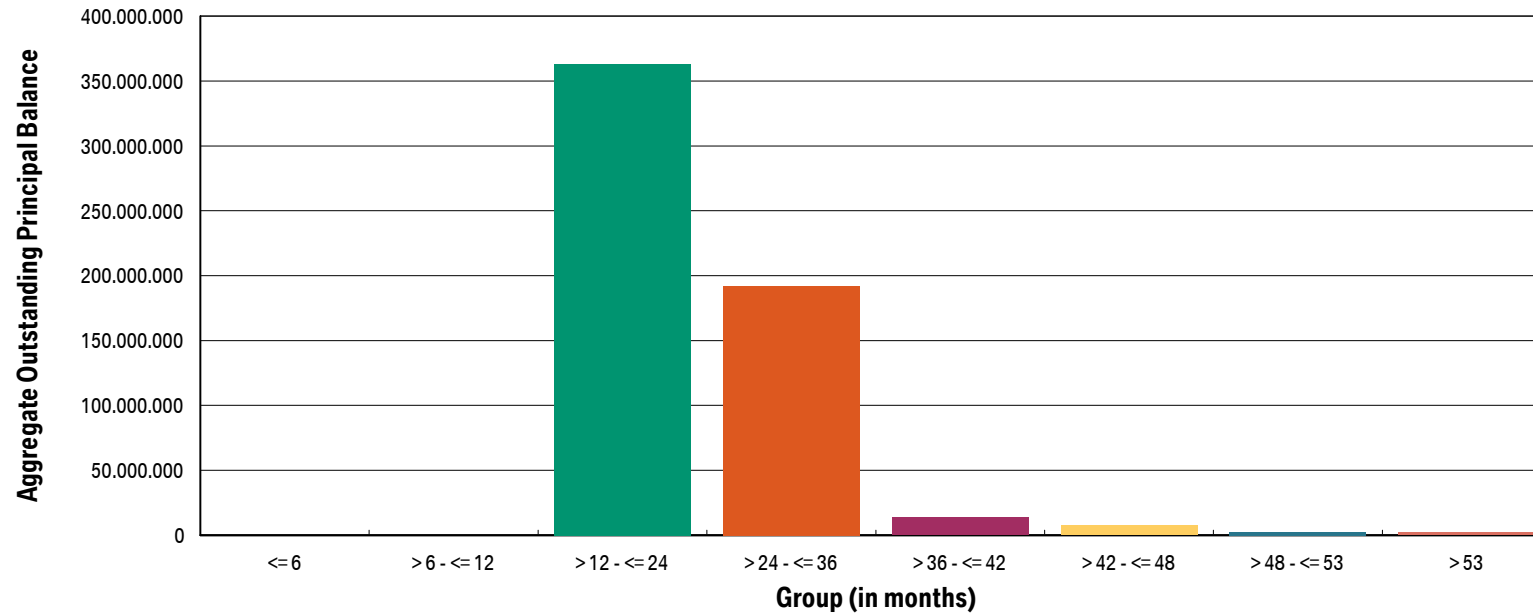
Compartment German Auto Loans 7
Monthly Investor Report



Rolls-Royce
 Motor Cars Limited

Reporting Date	Apr 10, 2019				
Payment Date	Apr 23, 2019				
Period No	18				
Monthly Period	Mar 31, 2019				
Interest Period	From	Mar 20, 2019	to	Apr 23, 2019	= 34 days

19a. Seasoning (graph)



Compartment German Auto Loans 7
Monthly Investor Report



Rolls-Royce
Motor Cars Limited

Reporting Date	Apr 10, 2019			
Payment Date	Apr 23, 2019			
Period No	18			
Monthly Period	Mar 31, 2019			
Interest Period	From	Mar 20, 2019	to	Apr 23, 2019 = 34 days

20. Remaining Term

Initial Portfolio

Group (in months)	Aggregate Principal Balance (in EUR)	Aggregate Principal Balance (in % of total)	Number of Contracts	Number of Contracts (in % of total)
<= 6	20,139,249.55	1.87	1,845	3.17
> 6 - <= 12	50,536,528.09	4.70	3,933	6.76
> 12 - <= 24	171,299,952.34	15.93	11,654	20.03
> 24 - <= 36	388,304,361.55	36.11	20,241	34.79
> 36 - <= 42	130,449,406.13	12.13	6,507	11.19
> 42 - <= 48	156,183,577.11	14.52	7,315	12.57
> 48 - <= 53	40,426,095.56	3.76	1,793	3.08
> 53	117,960,715.00	10.97	4,888	8.40
Total	1,075,299,885.33	100.00	58,176	100.00

WA Remaining Term (in months):	34.05
Min (in months):	3.00
Max (in months):	60.00

Compartment German Auto Loans 7
Monthly Investor Report



Rolls-Royce
Motor Cars Limited

Reporting Date	Apr 10, 2019			
Payment Date	Apr 23, 2019			
Period No	18			
Monthly Period	Mar 31, 2019			
Interest Period	From	Mar 20, 2019	to	Apr 23, 2019 = 34 days

20. Remaining Term

Portfolio as of: Mar 31, 2019

Group (in months)	Aggregate Outstanding Principal Balance (in EUR)	Aggregate Outstanding Principal Balance (in % of total)	Number of Contracts	Number of Contracts (in % of total)
<= 6	54,227,189.05	9.33	8,737	21.24
> 6 - <= 12	106,859,844.14	18.39	7,427	18.05
> 12 - <= 24	213,542,575.43	36.75	13,659	33.20
> 24 - <= 36	149,105,958.08	25.66	8,473	20.60
> 36 - <= 42	57,354,846.51	9.87	2,843	6.91
> 42 - <= 48	0.00	0.00	0	0.00
> 48 - <= 53	0.00	0.00	0	0.00
> 53	0.00	0.00	0	0.00
Total	581,090,413.21	100.00	41,139	100.00

WA Remaining Term (in months):	19.89
Min (in months):	0.00
Max (in months):	42.00

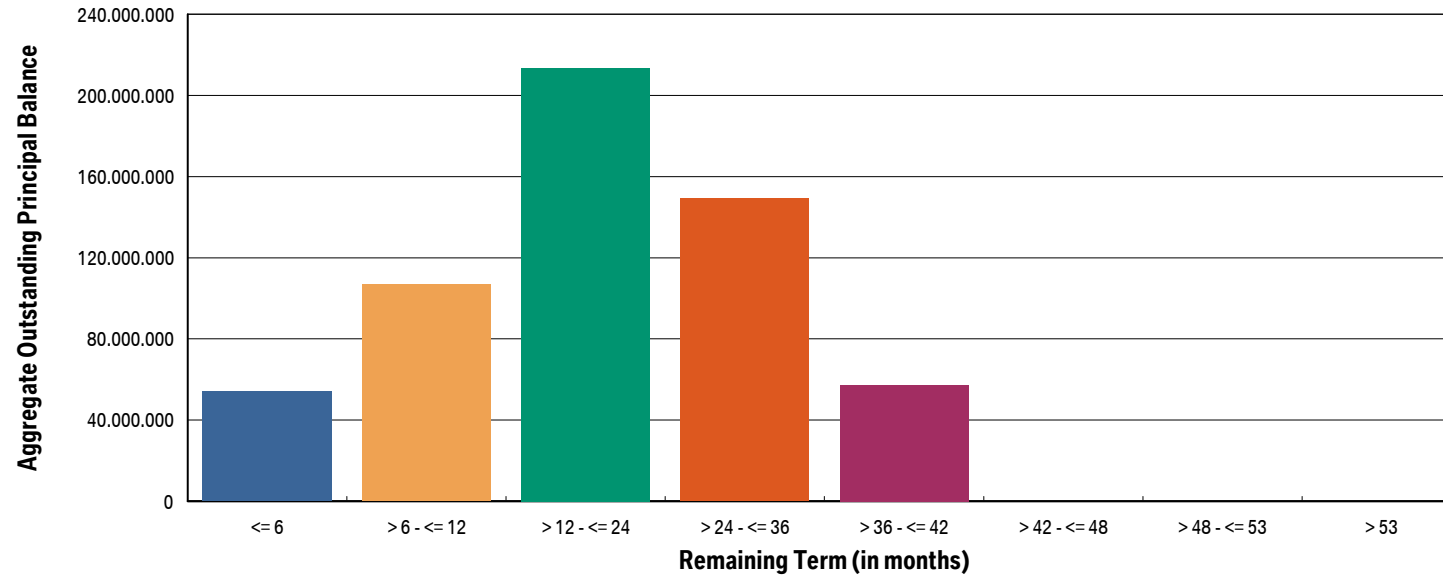
Compartment German Auto Loans 7
Monthly Investor Report



Rolls-Royce
 Motor Cars Limited

Reporting Date	Apr 10, 2019		
Payment Date	Apr 23, 2019		
Period No	18		
Monthly Period	Mar 31, 2019		
Interest Period	From	Mar 20, 2019	to Apr 23, 2019 = 34 days

20a. Remaining Term (graph)



Compartment German Auto Loans 7
Monthly Investor Report



Rolls-Royce
Motor Cars Limited

Reporting Date	Apr 10, 2019			
Payment Date	Apr 23, 2019			
Period No	18			
Monthly Period	Mar 31, 2019			
Interest Period	From	Mar 20, 2019	to	Apr 23, 2019 = 34 days

21. Original Term

Initial Portfolio

Group (in months)	Aggregate Principal Balance (in EUR)	Aggregate Principal Balance (in % of total)	Number of Contracts	Number of Contracts (in % of total)
<= 6	0.00	0.00	0	0.00
> 6 - <= 12	741,642.57	0.07	269	0.46
> 12 - <= 24	41,782,594.85	3.89	4,381	7.53
> 24 - <= 36	508,474,086.15	47.29	27,485	47.24
> 36 - <= 42	5,442,641.12	0.51	386	0.66
> 42 - <= 48	285,160,953.22	26.52	14,779	25.40
> 48 - <= 53	773,733.14	0.07	51	0.09
> 53	232,924,234.28	21.66	10,825	18.61
Total	1,075,299,885.33	100.00	58,176	100.00

WA Original Term (in months):	43.87
Min (in months):	7.00
Max (in months):	120.00

Compartment German Auto Loans 7
Monthly Investor Report



Rolls-Royce
Motor Cars Limited

Reporting Date	Apr 10, 2019			
Payment Date	Apr 23, 2019			
Period No	18			
Monthly Period	Mar 31, 2019			
Interest Period	From	Mar 20, 2019	to	Apr 23, 2019 = 34 days

21. Original Term

Portfolio as of: Mar 31, 2019

Group (in months)	Aggregate Outstanding Principal Balance (in EUR)	Aggregate Outstanding Principal Balance (in % of total)	Number of Contracts	Number of Contracts (in % of total)
<= 6	0.00	0.00	0	0.00
> 6 - <= 12	0.00	0.00	0	0.00
> 12 - <= 24	6,562,571.27	1.13	2,221	5.40
> 24 - <= 36	254,381,112.79	43.78	18,442	44.83
> 36 - <= 42	2,638,754.74	0.45	267	0.65
> 42 - <= 48	174,017,328.99	29.95	11,732	28.52
> 48 - <= 53	460,867.67	0.08	38	0.09
> 53	143,029,777.75	24.61	8,439	20.51
Total	581,090,413.21	100.00	41,139	100.00

WA Original Term (in months):	45.35
Min (in months):	18.00
Max (in months):	96.00

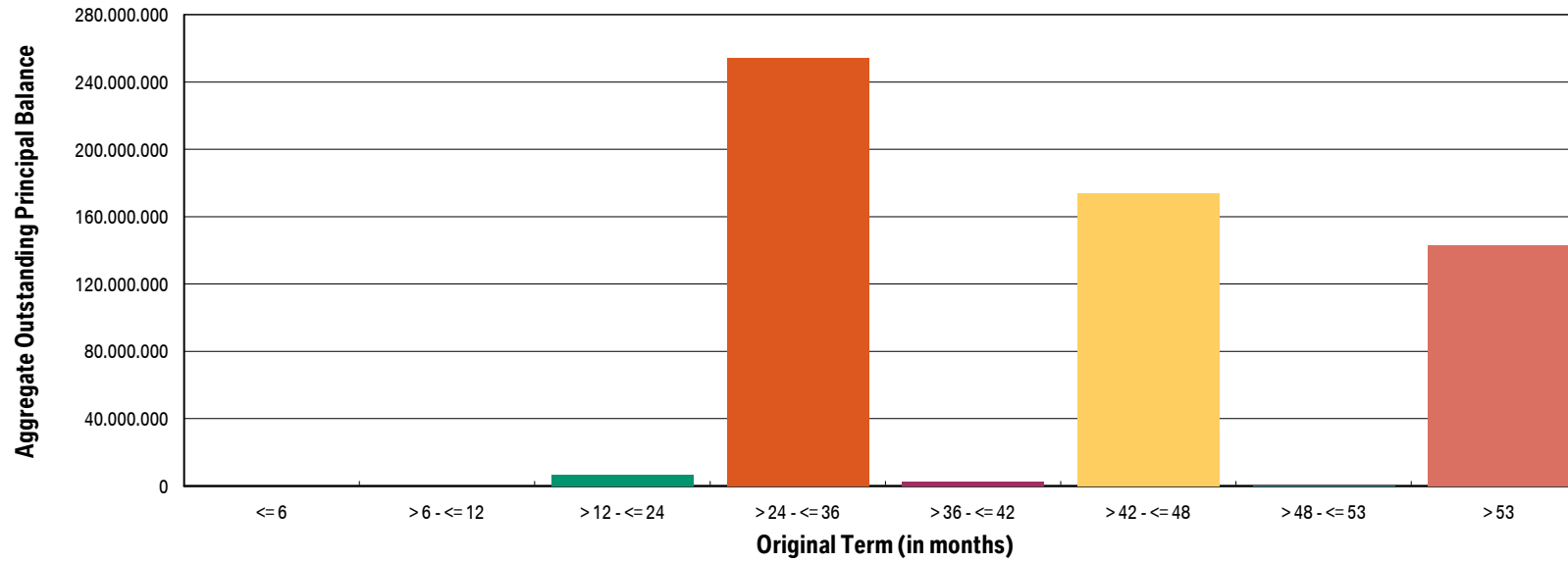
Compartment German Auto Loans 7
Monthly Investor Report



Rolls-Royce
 Motor Cars Limited

Reporting Date	Apr 10, 2019		
Payment Date	Apr 23, 2019		
Period No	18		
Monthly Period	Mar 31, 2019		
Interest Period	From	Mar 20, 2019	to Apr 23, 2019 = 34 days

21a. Original Term (graph)



Compartment German Auto Loans 7
Monthly Investor Report



Rolls-Royce
Motor Cars Limited

Reporting Date	Apr 10, 2019			
Payment Date	Apr 23, 2019			
Period No	18			
Monthly Period	Mar 31, 2019			
Interest Period	From	Mar 20, 2019	to	Apr 23, 2019 = 34 days

22. Vehicle Class

Initial Portfolio

Group	Aggregate Principal Balance (in EUR)	Aggregate Principal Balance (in % of total)	Number of Contracts	Number of Contracts (in % of total)
BMW 1 Series	124,156,707.04	11.55	9,479	16.29
BMW 2 Series	102,433,319.71	9.53	4,414	7.59
BMW 3 Series	161,594,042.71	15.03	9,553	16.42
BMW 4 Series	57,511,545.30	5.35	1,757	3.02
BMW 5 Series	154,036,449.18	14.32	7,004	12.04
BMW 6 Series	13,627,445.82	1.27	365	0.63
BMW 7 Series	17,876,857.30	1.66	590	1.01
BMW X1 Series	77,679,575.16	7.22	4,206	7.23
BMW X3 Series	62,911,891.13	5.85	2,830	4.86
BMW X4 Series	14,559,594.63	1.35	378	0.65
BMW X5 Series	56,974,044.39	5.30	1,642	2.82
BMW X6 Series	19,870,199.08	1.85	513	0.88
BMW Z Series	10,713,603.03	1.00	598	1.03
BMW i Series	3,039,138.94	0.28	91	0.16
MINI	136,089,516.00	12.66	8,921	15.33
Non BMW Group Models (incl. Motorcycles)	28,553,711.71	2.66	2,147	3.69
Other BMW Group (incl. Motorcycles)	33,672,244.20	3.13	3,688	6.34
Total	1,075,299,885.33	100.00	58,176	100.00

Compartment German Auto Loans 7
Monthly Investor Report



Rolls-Royce
Motor Cars Limited

Reporting Date	Apr 10, 2019			
Payment Date	Apr 23, 2019			
Period No	18			
Monthly Period	Mar 31, 2019			
Interest Period	From	Mar 20, 2019	to	Apr 23, 2019 = 34 days

22.Vehicle Class

Portfolio as of: Mar 31, 2019

Group	Aggregate Outstanding Principal Balance (in EUR)	Aggregate Outstanding Principal Balance (in % of total)	Number of Contracts	Number of Contracts (in % of total)
BMW 1 Series	62,585,609.14	10.77	6,445	15.67
BMW 2 Series	59,566,809.63	10.25	3,326	8.08
BMW 3 Series	85,592,457.68	14.73	6,636	16.13
BMW 4 Series	31,930,395.06	5.49	1,279	3.11
BMW 5 Series	83,067,471.90	14.30	4,985	12.12
BMW 6 Series	7,366,179.07	1.27	276	0.67
BMW 7 Series	8,434,889.10	1.45	377	0.92
BMW X1 Series	43,769,756.12	7.53	3,053	7.42
BMW X3 Series	34,508,258.83	5.94	2,043	4.97
BMW X4 Series	8,830,835.33	1.52	283	0.69
BMW X5 Series	31,792,908.07	5.47	1,144	2.78
BMW X6 Series	10,348,570.67	1.78	330	0.80
BMW Z Series	5,380,188.89	0.93	421	1.02
BMW i Series	1,665,314.10	0.29	66	0.16
MINI	77,560,773.76	13.35	6,582	16.00
Non BMW Group Models (incl. Motorcycles)	14,399,840.22	2.48	1,481	3.60
Other BMW Group (incl. Motorcycles)	14,290,155.64	2.46	2,412	5.86
Total	581,090,413.21	100.00	41,139	100.00

Compartment German Auto Loans 7
Monthly Investor Report



Rolls-Royce
Motor Cars Limited

Reporting Date	Apr 10, 2019			
Payment Date	Apr 23, 2019			
Period No	18			
Monthly Period	Mar 31, 2019			
Interest Period	From	Mar 20, 2019	to	Apr 23, 2019 = 34 days

23. Payment Type

Initial Portfolio:

Group	Aggregate Principal Balance (in EUR)	Aggregate Principal Balance (in % of total)	Number of Contracts	Number of Contracts (in % of total)
Direct debit	1,072,573,425.67	99.75	58,012	99.72
Self payment	2,726,459.66	0.25	164	0.28
Total	1,075,299,885.33	100.00	58,176	100.00

Portfolio as of: Mar 31, 2019

Group	Aggregate Outstanding Principal Balance (in EUR)	Aggregate Outstanding Principal Balance (in % of total)	Number of Contracts	Number of Contracts (in % of total)
Direct debit	573,083,959.16	98.62	40,028	97.30
Self payment	8,006,454.05	1.38	1,111	2.70
Total	581,090,413.21	100.00	41,139	100.00

Compartment German Auto Loans 7
Monthly Investor Report



Rolls-Royce
 Motor Cars Limited

Reporting Date	Apr 10, 2019		
Payment Date	Apr 23, 2019		
Period No	18		
Monthly Period	Mar 31, 2019		
Interest Period	From	Mar 20, 2019	to Apr 23, 2019 = 34 days

24. Interest Rates

		Weighted Average Nominal Interest Rate (in %)	
Aggregate Principal Balance (Initial)	1,075,299,885.33		3.20
Aggregate Outstanding Principal Balance	581,090,413.21		3.10

Compartment German Auto Loans 7
Monthly Investor Report



Rolls-Royce
Motor Cars Limited

Reporting Date	Apr 10, 2019			
Payment Date	Apr 23, 2019			
Period No	18			
Monthly Period	Mar 31, 2019			
Interest Period	From	Mar 20, 2019	to	Apr 23, 2019 = 34 days

25. Credit Type

Initial Portfolio

Credit Type	Aggregate Principal Balance (in EUR)	Aggregate Principal Balance (in % of total)	Number of Contracts	Number of Contracts (in % of total)
Balloon	1,062,022,231.05	98.77	56,097	96.43
Equal Instalment Loan	13,277,654.28	1.23	2,079	3.57
Total	1,075,299,885.33	100.00	58,176	100.00

Portfolio as of: Mar 31, 2019

Credit Type	Aggregate Outstanding Principal Balance (in EUR)	Aggregate Outstanding Principal Balance (in % of total)	Number of Contracts	Number of Contracts (in % of total)
Balloon	577,232,367.82	99.34	40,048	97.35
Equal Instalment Loan	3,858,045.39	0.66	1,091	2.65
Total	581,090,413.21	100.00	41,139	100.00

Compartment German Auto Loans 7
Monthly Investor Report



Rolls-Royce
Motor Cars Limited

Reporting Date	Apr 10, 2019			
Payment Date	Apr 23, 2019			
Period No	18			
Monthly Period	Mar 31, 2019			
Interest Period	From	Mar 20, 2019	to	Apr 23, 2019 = 34 days

26. Contracts Per Customer

Initial Portfolio :

Group	Aggregate Principal Balance (in EUR)	Aggregate Principal Balance (in % of total)	Number of Contracts	Number of Contracts (in % of total)
1	1,018,379,438.01	94.71	55,690	95.73
2 - 4	50,359,193.50	4.68	2,194	3.77
5 - 7	1,300,446.96	0.12	59	0.10
8 - 10	106,131.77	0.01	16	0.03
> 10	5,154,675.09	0.48	217	0.37
Total	1,075,299,885.33	100.00	58,176	100.00

Portfolio as of: Mar 31, 2019

Group	Aggregate Outstanding Principal Balance (in EUR)	Aggregate Outstanding Principal Balance (in % of total)	Number of Contracts	Number of Contracts (in % of total)
1	561,716,105.57	96.67	40,028	97.30
2 - 4	17,855,296.68	3.07	994	2.42
5 - 7	267,331.33	0.05	25	0.06
8 - 10	213,117.05	0.04	10	0.02
> 10	1,038,562.58	0.18	82	0.20
Total	581,090,413.21	100.00	41,139	100.00

Compartment German Auto Loans 7
Monthly Investor Report



Rolls-Royce
Motor Cars Limited

Reporting Date	Apr 10, 2019		
Payment Date	Apr 23, 2019		
Period No	18		
Monthly Period	Mar 31, 2019		
Interest Period	From	Mar 20, 2019	to Apr 23, 2019 = 34 days

27. Amortisation

Initial Portfolio

Period	Principal Balance (in EUR)
	1,075,299,885.33
1	1,060,943,391.23
2	1,046,546,518.25
3	1,028,143,480.96
4	1,009,946,120.87
5	991,276,856.02
6	971,651,928.95
7	951,997,456.32
8	932,474,767.43
9	912,587,307.97
10	890,868,439.21
11	869,990,343.74
12	849,480,237.36
13	829,978,972.02
14	810,931,432.99
15	790,929,469.38
16	772,219,217.94
17	750,648,817.76
18	726,612,568.15
19	702,257,186.81
20	679,888,041.08
21	655,697,343.74
22	633,150,616.59
23	613,571,691.51
24	593,874,982.31
25	573,575,290.96
26	553,638,349.72
27	532,836,607.01
28	515,589,425.57
29	477,211,044.30

Current Portfolio

Period	Principal Balance in EUR	Reduction in EUR
	581,090,413.21	
1	561,798,351.13	19,292,062.08
2	545,078,794.05	16,719,557.08
3	526,626,440.28	18,452,353.77
4	509,015,070.10	17,611,370.18
5	493,616,006.96	15,399,063.14
6	478,131,334.45	15,484,672.51
7	462,286,322.58	15,845,011.87
8	446,385,890.70	15,900,431.88
9	430,024,251.16	16,361,639.54
10	416,563,901.64	13,460,349.52
11	386,510,022.68	30,053,878.96
12	344,764,531.64	41,745,491.04
13	306,861,893.81	37,902,637.83
14	272,122,146.73	34,739,747.08
15	233,139,260.56	38,982,886.17
16	226,107,067.84	7,032,192.72
17	219,441,563.12	6,665,504.72
18	212,924,084.26	6,517,478.86
19	205,765,761.32	7,158,322.94
20	198,211,387.64	7,554,373.68
21	190,287,022.87	7,924,364.77
22	182,829,873.16	7,457,149.71
23	162,264,579.32	20,565,293.84
24	138,176,085.23	24,088,494.09
25	117,503,868.71	20,672,216.52
26	97,867,108.83	19,636,759.88
27	75,132,303.72	22,734,805.11
28	71,667,966.89	3,464,336.83
29	68,454,599.46	3,213,367.43

Compartment German Auto Loans 7
Monthly Investor Report



Rolls-Royce
Motor Cars Limited

Reporting Date	Apr 10, 2019		
Payment Date	Apr 23, 2019		
Period No	18		
Monthly Period	Mar 31, 2019		
Interest Period	From	Mar 20, 2019	to Apr 23, 2019 = 34 days

27. Amortisation

Initial Portfolio

Period	Principal Balance (in EUR)
30	425,194,308.95
31	378,332,531.28
32	336,316,528.85
33	289,247,873.94
34	280,298,657.42
35	271,916,844.49
36	263,687,868.36
37	254,598,533.08
38	244,763,914.79
39	234,739,277.31
40	225,614,638.49
41	199,638,859.87
42	170,229,127.29
43	145,192,330.37
44	121,255,944.52
45	93,869,705.18
46	89,405,174.31
47	85,501,055.08
48	81,172,434.65
49	77,410,499.88
50	73,828,614.72
51	70,432,279.34
52	67,340,372.25
53	55,044,094.06
54	39,464,117.62
55	26,196,870.79
56	13,694,526.94
57	11,530.21
58	4,318.90
59	1,770.62

Current Portfolio

Period	Principal Balance in EUR	Reduction in EUR
30	64,940,809.74	3,513,789.72
31	61,953,806.98	2,987,002.76
32	59,131,259.46	2,822,547.52
33	56,467,499.05	2,663,760.41
34	53,983,205.72	2,484,293.33
35	44,513,559.13	9,469,646.59
36	32,015,198.43	12,498,360.70
37	21,453,024.63	10,562,173.80
38	11,249,947.63	10,203,077.00
39	6,720.43	11,243,227.20
40	1,561.12	5,159.31
41	732.20	828.92
42	0.00	732.20
43	0.00	0.00
44	0.00	0.00
45	0.00	0.00
46	0.00	0.00
47	0.00	0.00
48	0.00	0.00
49	0.00	0.00
50	0.00	0.00
51	0.00	0.00
52	0.00	0.00
53	0.00	0.00
54	0.00	0.00
55	0.00	0.00
56	0.00	0.00
57	0.00	0.00
58	0.00	0.00
59	0.00	0.00

Compartment German Auto Loans 7
Monthly Investor Report



Rolls-Royce
 Motor Cars Limited

Reporting Date	Apr 10, 2019			
Payment Date	Apr 23, 2019			
Period No	18			
Monthly Period	Mar 31, 2019			
Interest Period	From	Mar 20, 2019	to	Apr 23, 2019 = 34 days

27. Amortisation

Initial Portfolio

Period	Principal Balance (in EUR)
60	0.00

Current Portfolio

Period	Principal Balance in EUR	Reduction in EUR
60	0.00	0.00

Compartment German Auto Loans 7
Monthly Investor Report



Rolls-Royce
 Motor Cars Limited

Reporting Date	Apr 10, 2019			
Payment Date	Apr 23, 2019			
Period No	18			
Monthly Period	Mar 31, 2019			
Interest Period	From	Mar 20, 2019	to	Apr 23, 2019 = 34 days

28. Priority of Payments

Priority of Payments*

Available Distribution Amount	+	34,691,357.49
Taxes	-	0.00
Trustee Payment	-	0.00
Senior Expenses	-	4,970.11
Swap Net Payment	-	57,048.56
Class A Interest	-	15,600.00
Class B Interest	-	71,113.32
Cash Reserve	-	5,380,000.00
Principal Class A	-	29,162,625.50
Principal Class B	-	0.00
Swap Termination Event	-	0.00
Subordinated Loan Interest	-	0.00
Subordinated Loan Principal	-	0.00
Seller	-	0.00

*all Amounts in EUR

Compartment German Auto Loans 7
Monthly Investor Report



Rolls-Royce
Motor Cars Limited

Reporting Date	Apr 10, 2019			
Payment Date	Apr 23, 2019			
Period No	18			
Monthly Period	Mar 31, 2019			
Interest Period	From	Mar 20, 2019	to	Apr 23, 2019 = 34 days

29. Transaction Costs

	Class A	Class B	Subordinated Loan	Total
Senior Expenses				4,970.11
Interest accrued for the Period (in EUR)	15,600.00	71,113.32	4,486.62	91,199.94
Interest payments for the Period (in EUR)	15,600.00	71,113.32	0.00	86,713.32
Cumulative Interest Payments (in EUR)	345,700.00	1,154,605.02	0.00	1,500,305.02
Unpaid Interest for the Period (in EUR)	0.00	0.00	4,486.62	4,486.62
Cumulative Unpaid Interest (in EUR)	0.00	0.00	72,625.54	72,625.54

Compartment German Auto Loans 7
Monthly Investor Report



Rolls-Royce
Motor Cars Limited

Reporting Date	Apr 10, 2019			
Payment Date	Apr 23, 2019			
Period No	18			
Monthly Period	Mar 31, 2019			
Interest Period	From	Mar 20, 2019	to	Apr 23, 2019 = 34 days

30. Ratings

		Fitch	S&P	Moody's	DBRS
Notes - current ratings					
	Class A	AAA	N/A	Aaa	N/A
	Class B	N/A	N/A	N/A	N/A

			Fitch	S&P	Moody's	DBRS	Trigger Breached
Transaction Parties - current ratings							
	BMW AG	long term	N/A	A+	A1	A high	no
		short term	N/A	A-1	P-1	N/A	no
Issuer Account Bank:	Bank of New York Mellon, Frankfurt Branch	long term	AA	N/A	Aa1	N/A	no
		short term	F1+	N/A	P-1	N/A	no
Swap Provider:	Skandinaviska Enskilda Banken AB (publ)	long term	AA-	N/A	Aa3	N/A	no
		short term	F1+	N/A	P-1	N/A	no
Calculation Agent:	Bank of New York Mellon, London Branch	long term	AA	N/A	Aa1	N/A	no
		short term	F1+	N/A	P-1	N/A	no
Trustee:	BNY Mellon Corporate Trustee Services Limited	long term	AA	N/A	Aa1	N/A	no
		short term	F1+	N/A	P-1	N/A	no

			Fitch	S&P	Moody's	DBRS
Transaction Parties - required ratings						
	BMW AG	long term	N/A	N/A	A2	N/A
		short term	N/A	N/A	P-1	N/A
Issuer Account Bank:	Bank of New York Mellon, Frankfurt Branch	long term	A	N/A	A2	N/A
		short term	F1	N/A	P-1	N/A
Swap Provider:	Skandinaviska Enskilda Banken AB (publ)	long term	A	N/A	A2	N/A
		short term	F1	N/A	P-1	N/A

Compartment German Auto Loans 7
Monthly Investor Report



Rolls-Royce
 Motor Cars Limited

Reporting Date	Apr 10, 2019			
Payment Date	Apr 23, 2019			
Period No	18			
Monthly Period	Mar 31, 2019			
Interest Period	From	Mar 20, 2019	to	Apr 23, 2019 = 34 days

31. Swap Counterparty Data

Swap Counterparty Data	
Swap counterparty provider	Skandinaviska Enskilda Banken AB (publ)
Swap termination event	No

Swap Data	
Swap type	Fixed floating interest rate swap
Notional amount (in EUR)	499,938,775.65
Fixed rate (in %)	-0.2790
Floating rate (Euribor in %)	-0.3670
Net swap payments (in EUR) (- from SPV / + to SPV)	-57,048.56