



**Bavarian Sky S.A., Compartment German Auto Loans 7**

**Monthly Investor Report - February 2019**

**BMW  
GROUP**



**Rolls-Royce**  
Motor Cars Limited

# Compartment German Auto Loans 7

## Monthly Investor Report



Rolls-Royce  
Motor Cars Limited

Reporting Date	Mar 11, 2019
Payment Date	Mar 20, 2019
Period No	17
Monthly Period	Feb 28, 2019
Interest Period	From Feb 20, 2019 to Mar 20, 2019 = 28 days

### Index

1. Contact Information
2. Reporting Contact Details
3. Counterparty History
4. Overview Dates
5. Portfolio Information
6. Reserves
7. Performance Data
8. Defaulted Amount & Recovery Amount
9. Defaulted Amount & Recovery Amount - Loan Level Data
10. Outstanding Note Balance
11. Original Principal Balance
12. Aggregate Principal Balance
13. Aggregate Outstanding Principal Balance
14. Down Payments
15. Borrower Concentration
16. Geographical Distribution
17. Car Type & Customer Group
18. Delinquencies
19. Seasoning
20. Remaining Term
21. Original Term
22. Vehicle Class
23. Payment Type
24. Interest Rates
25. Credit Type
26. Contracts per Customer
27. Amortisation
28. Priority of Payments
29. Transaction Costs
30. Ratings
31. Swap Counterparty Data

# Compartment German Auto Loans 7

## Monthly Investor Report



Reporting Date	Mar 11, 2019
Payment Date	Mar 20, 2019
Period No	17
Monthly Period	Feb 28, 2019
Interest Period	From Feb 20, 2019 to Mar 20, 2019 = 28 days

### 1. Contact Information

#### Transaction Parties

**Issuer:**

**Bavarian Sky S.A.**  
Acting in respect of its Compartment German Auto Loans 7  
2a, rue Nicolas Bové  
L-1253 Luxembourg  
Luxembourg  
Attn.: Valérie Schleimer  
valerie.schleimer@intertrustgroup.com  
+352 26 563171

**Corporate Administrator:**

**Intertrust (Luxembourg) S.à r.l.**  
6, Rue Eugène Ruppert  
L-2453 Luxembourg  
Luxembourg  
Attn.: Valérie Schleimer  
valerie.schleimer@intertrustgroup.com  
+352 26 44 91

**Originator/Service:**

**BMW Bank GmbH**  
Heidemannstrasse 164  
80939 Munich  
Germany  
Attn.: Antoun Zakhour  
abs.bmwgroup@bmw.de  
+49-89-382-61467  
Attn.: Michael Dalchow  
abs.bmwgroup@bmw.de  
+49-89-382-53070

# Compartment German Auto Loans 7

## Monthly Investor Report



Rolls-Royce  
Motor Cars Limited

Reporting Date	Mar 11, 2019
Payment Date	Mar 20, 2019
Period No	17
Monthly Period	Feb 28, 2019
Interest Period	From Feb 20, 2019 to Mar 20, 2019 = 28 days

### 1. Contact Information

#### Transaction Parties

##### Calculation Agent/Paying Agent/

##### **Bank of New York Mellon, London Branch**

One Canada Square  
E14 5AL London  
United Kingdom  
Attn.: Corporate Trust Administration  
BNYM.structured.finance.team.8@bnymellon.com

##### Trustee:

##### **BNY Mellon Corporate Trustee Services Limited**

One Canada Square  
E14 5AL London  
United Kingdom  
Attn.: Corporate Trust Administration  
BNYM.structured.finance.team.8@bnymellon.com

##### Issuer Account Bank:

##### **Bank of New York Mellon, Frankfurt Branch**

Friedrich-Ebert-Anlage 49, Messeturm  
60327 Frankfurt am Main  
Germany  
Attn.: Corporate Trust Administrator  
BNYM.Structured.Finance.Team.8@bnymellon.com

# Compartment German Auto Loans 7

## Monthly Investor Report



Rolls-Royce  
Motor Cars Limited

Reporting Date	Mar 11, 2019
Payment Date	Mar 20, 2019
Period No	17
Monthly Period	Feb 28, 2019
Interest Period	From Feb 20, 2019 to Mar 20, 2019 = 28 days

### 1. Contact Information

#### Transaction Parties

##### Data Trustee:

**Bank of New York Mellon, Frankfurt Branch**  
Friedrich-Ebert-Anlage 46, Messeturm  
60327 Frankfurt am Main  
Germany  
Attn.: Corporate Trust Administration  
BNYM.structured.finance.team.8@bnymellon.com

##### Swap Counterparty:

**Skandinaviska Enskilda Banken AB (publ)**  
Kungsträdgårdsgatan 8  
SE-106 40 Stockholm  
Sweden  
docunit@seb.se

##### Rating Agencies:

**Fitch Ratings Ltd**  
30 North Colonnade, Canary Wharf  
E14 5GN London  
United Kingdom  
ABSsurveillance@fitchratings.com

**Moody's Investors Service Limited**  
One Canada Square, Canary Wharf  
E14 5FH London  
United Kingdom  
monitor.abs@moodys.com

# Compartment German Auto Loans 7

## Monthly Investor Report



Rolls-Royce  
Motor Cars Limited

Reporting Date	Mar 11, 2019
Payment Date	Mar 20, 2019
Period No	17
Monthly Period	Feb 28, 2019
Interest Period	From Feb 20, 2019 to Mar 20, 2019 = 28 days

## 2. Reporting Contact Details

### Contact for Servicer Report (Portfolio related information in Investor Report)

#### Contact for Investor Reporting:

#### **BMW Bank GmbH**

Heidemannstrasse 164  
80939 Munich  
Germany

Attn.: Antoun Zakhour  
abs.bmwgroup@bmw.de  
+49-89-382-61467

Attn.: Michael Dalchow  
abs.bmwgroup@bmw.de  
+49-89-382-53070

#### Calculation Agent:

#### **Bank of New York Mellon, London Branch**

One Canada Square  
E14 5AL London  
United Kingdom

Attn. Corporate Trust Administration  
BNYM.structured.finance.team.8@bnymellon.com

# Compartment German Auto Loans 7

## Monthly Investor Report



Rolls-Royce  
Motor Cars Limited

Reporting Date	Mar 11, 2019
Payment Date	Mar 20, 2019
Period No	17
Monthly Period	Feb 28, 2019
Interest Period	From Feb 20, 2019 to Mar 20, 2019 = 28 days

### 3. Counterparty History

Replacement Party to be added if applicable

**Compartment German Auto Loans 7**  
**Monthly Investor Report**



Rolls-Royce  
 Motor Cars Limited

Reporting Date	Mar 11, 2019			
Payment Date	Mar 20, 2019			
Period No	17			
Monthly Period	Feb 28, 2019			
Interest Period	From	Feb 20, 2019	to	Mar 20, 2019 = 28 days

**4. Overview Dates**

<b>Initial Cut-Off Date:</b>	30/09/2017		
<b>Issue Date:</b>	18/10/2017	<b>Legal Maturity Date:</b>	20/10/2024
<b>Reporting Date</b>	11/03/2019		
<b>Investor Reporting Date</b>	18/03/2019		
<b>Interest Determination Date</b>	18/02/2019		
<b>Reporting Frequency:</b>	monthly		
<b>Monthly Period No. (since Issue Date):</b>	17	<b>(since Issue Date)</b>	
<b>Payment Date:</b>	20/03/2019		
<b>Next Payment Date</b>	23/04/2019		
<b>Monthly Period:</b>	01/02/2019	<b>until</b>	28/02/2019



# Compartment German Auto Loans 7

## Monthly Investor Report



Rolls-Royce  
Motor Cars Limited

Reporting Date	Mar 11, 2019			
Payment Date	Mar 20, 2019			
Period No	17			
Monthly Period	Feb 28, 2019			
Interest Period	From	Feb 20, 2019	to	Mar 20, 2019 = 28 days

### 5. Portfolio Information

	current period	prior period
<b>Outstanding receivables in EUR</b>	<b>Aggregate outstanding principal balance</b>	<b>Aggregate outstanding principal balance</b>
<b>Beginning of period in EUR</b>	635,808,318.29	660,699,789.30
Scheduled principal payments in EUR	16,117,476.77	14,347,994.04
Prepayment* principal in EUR	9,247,692.29	9,124,011.27
Prepayments* number of contracts	635	639
Repurchases* principal in EUR	1,314,490.38	1,298,968.77
Repurchases* number of contracts	74	80
<b>Total principal collections in EUR</b>	26,679,659.44	24,770,974.08
<b>Total interest collections in EUR</b>	1,632,035.01	1,693,787.52
<b>Defaulted Amounts in EUR</b>	207,238.41	253,107.72
<b>Recoveries in EUR</b>	94,566.91	132,610.79
<b>Late Recoveries in EUR</b>	9,814.28	6,617.13
<b>End of Period in EUR</b>	609,015,987.35	635,808,318.29
<b>Current prepayment rate (annualised) in %</b>	16.51	15.68

\* Prepayments are defined as all contracts that are early settled by the borrower and repurchases are defined as all contracts that are repurchased due to modification of contract.

**Compartment German Auto Loans 7**  
**Monthly Investor Report**



Rolls-Royce  
Motor Cars Limited

Reporting Date	Mar 11, 2019				
Payment Date	Mar 20, 2019				
Period No	17				
Monthly Period	Feb 28, 2019				
Interest Period	From	Feb 20, 2019	to	Mar 20, 2019	= 28 days

**6. Reserves**

**Aggregate outstanding notes balance**

Initial outstanding notes balance in EUR 1,075,300,000.00

<b>Cash Reserve</b>	<b>in EUR</b>
Outstanding cash reserve beginning of period	5,380,000.00
Interest on cash reserve - previous period	0.00
Required cash reserve	5,380,000.00
Outstanding cash reserve end of period	5,380,000.00

<b>Triggers*</b>								
Reserves	Current ratio	Trigger	Required Rating BMW AG				Trigger Breach	
			Fitch	S&P	Moody's	DBRS		
Commingling Reserve			Long Term	A	N/A	A2	N/A	no
			Short Term	F1	N/A	P-1	N/A	no

\* Breach of one of these triggers in conjunction with any other event as set out in the Servicing Agreement and / or the Receivables Purchase Agreement will oblige BMW Bank GmbH to post additional cash collateral. The Reserves will be adjusted on a monthly basis and shall be deposited in the Issuer Account and exclusively reserved to cover risks.

<b>Commingling Reserve</b>	<b>in EUR</b>
Outstanding Commingling Reserve end of period	0.00

**Set-Off Risk (current ratio): 0,01%**

**Compartment German Auto Loans 7**  
**Monthly Investor Report**



Rolls-Royce  
Motor Cars Limited

Reporting Date	Mar 11, 2019			
Payment Date	Mar 20, 2019			
Period No	17			
Monthly Period	Feb 28, 2019			
Interest Period	From	Feb 20, 2019	to	Mar 20, 2019 = 28 days

**7. Performance Data**

**Aggregate outstanding notes balance**

Beginning of period (in EUR)	603,449,101.66
End of period (in EUR)	575,238,775.65

<b>Ratios</b>		
<b>31- 60 days past due</b>	(in EUR)	(in %)
31- 60 days past due period before previous period	1,464,242.56	0.22
31- 60 days past due previous period	1,236,037.19	0.19
31- 60 days past due current period	1,258,706.88	0.21
<b>61- 90 days past due</b>	(in EUR)	(in %)
61- 90 days past due period before previous period	569,361.12	0.09
61- 90 days past due previous period	526,687.30	0.08
61- 90 days past due current period	494,435.22	0.08
<b>Cumulative net loss ratio</b>	<b>Current ratio</b>	
Cumulative net loss ratio (in %)	0.16	

**Compartment German Auto Loans 7**  
**Monthly Investor Report**



Rolls-Royce  
 Motor Cars Limited

Reporting Date	Mar 11, 2019			
Payment Date	Mar 20, 2019			
Period No	17			
Monthly Period	Feb 28, 2019			
Interest Period	From	Feb 20, 2019	to	Mar 20, 2019 = 28 days

**7. Performance Data**

<b>Performance data</b>	
Number of contracts being 31 - 60 days delinquent	70
Number of contracts being 61 - 90 days delinquent	24
Balance of contracts being 31 - 60 days delinquent (in EUR)	1,258,706.88
Balance of contracts being 61 - 90 days delinquent (in EUR)	494,435.22
Defaulted amounts (in EUR)	207.238
Cumulative defaulted amounts (in EUR)	3.495.217
Recoveries (in EUR)	94,566.91
Cumulative recoveries (in EUR)	1,812,608.17

**Compartment German Auto Loans 7**  
**Monthly Investor Report**



Rolls-Royce  
Motor Cars Limited

Reporting Date	Mar 11, 2019			
Payment Date	Mar 20, 2019			
Period No	17			
Monthly Period	Feb 28, 2019			
Interest Period	From	Feb 20, 2019	to	Mar 20, 2019 = 28 days

**8. Defaulted Amount & Recovery Amount**

**(as at end of Monthly Period)**

Collection Period	No. of Defaulted Agreements in Collection Period	Defaulted Amount in Collection Period (in EUR)	Cumulative Defaulted Amount since Initial Cut-Off Date (in EUR)	Cumulative Amount of Purchased Receivables (in EUR)	Cumulative Default Ratio (in %)	Recovery Amount in Collection Period (in EUR)	Cumulative Recoveries since Initial Cut-Off Date (in EUR)	Cumulative Net Losses (in EUR)	Cumulative Net Loss Ratio (in %)
Sept - 17	0	n/a	n/a	1,075,299,885.00	n/a	n/a	n/a	n/a	n/a
Oct - 17	12	62.01	62.01	1,075,299,885.00	0.00	0.00	0.00	62.00	0.00
Nov - 17	18	79.32	141.33	1,075,299,885.00	0.00	0.00	0.00	141.00	0.00
Dec - 17	17	65.10	206.43	1,075,299,885.00	0.00	0.00	0.00	206.00	0.00
Jan - 18	20	87,506.96	87,713.39	1,075,299,885.00	0.01	51,683.18	51,683.18	36,030.00	0.00
Feb - 18	18	84,172.99	171,886.38	1,075,299,885.00	0.02	61,520.07	113,203.25	58,683.00	0.01
Mar - 18	14	129,057.18	300,943.56	1,075,299,885.00	0.03	61,859.37	175,062.62	125,881.00	0.01
Apr - 18	22	83,113.92	384,057.48	1,075,299,885.00	0.04	41,694.28	216,756.90	167,301.00	0.02
May - 18	24	267,416.46	651,473.94	1,075,299,885.00	0.06	114,363.34	331,120.24	320,354.00	0.03
June - 18	25	327,360.95	978,834.89	1,075,299,885.00	0.09	162,353.97	493,474.21	485,361.00	0.05
July - 18	20	245,137.39	1,223,972.28	1,075,299,885.00	0.11	136,969.99	630,444.20	593,528.00	0.06
Aug - 18	34	471,551.50	1,695,523.78	1,075,299,885.00	0.16	269,691.87	900,136.07	795,388.00	0.07
Sept - 18	24	368,588.76	2,064,112.54	1,075,299,885.00	0.19	222,746.68	1,122,882.75	941,230.00	0.09
Oct - 18	37	416,112.35	2,480,224.89	1,075,299,885.00	0.23	240,505.93	1,363,388.68	1,116,836.00	0.10
Nov - 18	31	236,693.50	2,716,918.39	1,075,299,885.00	0.25	113,001.36	1,476,390.04	1,240,528.00	0.12
Dec - 18	20	317,952.16	3,034,870.55	1,075,299,885.00	0.28	109,040.43	1,585,430.47	1,449,440.00	0.13
Jan - 19	37	253,107.72	3,287,978.27	1,075,299,885.00	0.31	132,610.79	1,718,041.26	1,569,937.00	0.15
Feb - 19	28	207,238.41	3,495,216.68	1,075,299,885.00	0.33	94,566.91	1,812,608.17	1,682,609.00	0.16

**Compartment German Auto Loans 7**  
**Monthly Investor Report**



Rolls-Royce  
Motor Cars Limited

Reporting Date	Mar 11, 2019		
Payment Date	Mar 20, 2019		
Period No	17		
Monthly Period	Feb 28, 2019		
Interest Period	From	Feb 20, 2019	to Mar 20, 2019 = 28 days

**9. Defaulted Amount & Recovery Amount - Loan Level Data\***

	Month / Year of Default	Month / Year of Loan Origination	Principal Balance (Initial in EUR)	Principal Balance of Loan at Default (in EUR)	Recovery Total (in EUR)	Principal Balance End of Period (in EUR)	Object Type (new / used)	Vehicle Series	Customer Type (private / commercial)	Out of Deal (Month / Year)
1	Jan - 18	Sept - 14	16,351.13	16,351.13	12,044.87	4,306.26	Used	5 Series	Commercial	
2	Jan - 18	Feb - 16	15,652.00	15,652.00	8,583.73	7,068.27	Used	X1 Series	Commercial	
3	Jan - 18	May - 17	38,255.90	37,796.02	37,796.02	0.00	Used	5 Series	Commercial	
4	Feb - 18	July - 16	26,755.60	26,145.58	18,020.29	8,125.29	Used	5 Series	Commercial	
5	Feb - 18	Feb - 17	9,447.90	9,295.57	8,097.14	1,198.43	Used	Other BMW Group	Private	
6	Feb - 18	Aug - 16	12,385.40	361.40	-12.84	374.24	Used	MINI	Commercial	
7	Mar - 18	June - 17	7,754.36	7,672.08	7,672.08	0.00	New	3 Series	Commercial	
8	Mar - 18	Feb - 17	27,414.41	12,056.53	888.06	11,168.47	Used	5 Series	Commercial	
9	Mar - 18	June - 17	61,865.07	61,865.07	16,004.71	45,860.36	New	7 Series	Commercial	
10	Apr - 18	May - 17	33,020.68	16,725.26	1,501.13	15,224.13	Used	5 Series	Commercial	
11	May - 18	Jan - 16	21,138.17	20,707.29	12,795.45	7,911.84	New	2 Series	Commercial	
12	May - 18	Mar - 17	25,856.04	12,152.61	0.00	12,152.61	Used	X5 Series	Commercial	
13	May - 18	Mar - 17	66,717.12	66,557.12	51,279.48	15,277.64	New	X6 Series	Commercial	
14	May - 18	Apr - 16	20,929.31	20,385.90	12,193.09	8,192.81	New	2 Series	Commercial	
15	May - 18	June - 17	18,307.55	17,407.53	13,418.87	3,988.66	Used	7 Series	Commercial	
16	May - 18	Feb - 17	10,502.59	9,919.52	6,857.24	3,062.28	Used	MINI	Private	
17	May - 18	May - 17	51,041.47	19,980.05	-59.93	20,039.98	Used	X6 Series	Commercial	
18	May - 18	June - 17	37,045.24	34,446.44	19,156.74	15,289.70	Used	7 Series	Commercial	
19	May - 18	Sept - 15	18,305.20	16,940.56	11,761.26	5,179.30	New	1 Series	Private	
20	May - 18	Feb - 17	23,033.85	20,900.66	16,415.17	4,485.49	New	3 Series	Commercial	
21	June - 18	June - 16	24,340.07	23,322.85	16,856.57	6,466.28	Used	X5 Series	Commercial	
22	June - 18	Dec - 15	28,372.42	25,452.38	0.00	25,452.38	Used	X3 Series	Commercial	
23	June - 18	Dec - 16	26,532.31	25,907.47	12,598.12	13,309.35	Used	1 Series	Commercial	
24	June - 18	June - 17	23,633.84	22,611.14	12,624.08	9,987.06	Used	X3 Series	Private	
25	June - 18	May - 17	35,563.19	34,218.47	34,218.47	0.00	Used	4 Series	Commercial	
26	June - 18	May - 16	35,814.39	33,496.35	19,435.00	14,061.35	New	2 Series	Private	
27	June - 18	Nov - 14	23,535.49	23,085.05	2,993.07	20,091.98	Used	5 Series	Commercial	
28	July - 18	Mar - 17	19,927.47	19,346.42	19,346.42	0.00	New	3 Series	Commercial	
29	July - 18	Mar - 17	34,988.88	34,586.11	18,403.94	16,182.17	Used	5 Series	Commercial	

# Compartment German Auto Loans 7

## Monthly Investor Report



Rolls-Royce  
Motor Cars Limited

Reporting Date	Mar 11, 2019		
Payment Date	Mar 20, 2019		
Period No	17		
Monthly Period	Feb 28, 2019		
Interest Period	From	Feb 20, 2019	to Mar 20, 2019 = 28 days

### 9. Defaulted Amount & Recovery Amount - Loan Level Data\*

	Month / Year of Default	Month / Year of Loan Origination	Principal Balance (Initial in EUR)	Principal Balance of Loan at Default (in EUR)	Recovery Total (in EUR)	Principal Balance End of Period (in EUR)	Object Type (new / used)	Vehicle Series	Customer Type (private / commercial)	Out of Deal (Month / Year)
30	July - 18	Jan - 17	28,522.72	28,007.56	0.00	28,007.56	Used	X5 Series	Commercial	
31	July - 18	June - 14	13,592.72	12,259.74	5,990.07	6,269.67	Used	1 Series	Commercial	
32	July - 18	July - 16	28,419.61	28,114.57	0.00	28,114.57	New	MINI	Commercial	
33	July - 18	May - 16	34,023.99	30,600.34	13,450.45	17,149.89	Used	7 Series	Commercial	
34	Aug - 18	Aug - 15	24,999.79	23,017.72	17,680.97	5,336.75	New	2 Series	Private	
35	Aug - 18	Apr - 15	962.41	726.59	132.44	594.15	Used	Non BMW Group (incl. Motorcycles)	Private	
36	Aug - 18	Apr - 17	16,845.57	16,217.29	0.00	16,217.29	Used	X5 Series	Commercial	
37	Aug - 18	Nov - 16	36,644.59	33,513.92	19,222.23	14,291.69	Used	5 Series	Commercial	
38	Aug - 18	Mar - 17	10,482.03	9,302.52	5,869.68	3,432.84	Used	1 Series	Commercial	
39	Aug - 18	May - 17	25,352.83	19,045.67	19,045.67	0.00	Used	5 Series	Commercial	
40	Aug - 18	July - 16	73,943.14	70,559.52	44,635.44	25,924.08	New	7 Series	Commercial	
41	Aug - 18	Sept - 13	17,269.90	15,987.38	9,760.00	6,227.38	Used	3 Series	Private	
42	Aug - 18	Dec - 16	52,254.96	49,582.81	35,265.10	14,317.71	New	Non BMW Group (incl. Motorcycles)	Commercial	
43	Aug - 18	Mar - 17	14,042.31	13,825.55	0.00	13,825.55	Used	Non BMW Group (incl. Motorcycles)	Commercial	
44	Aug - 18	Oct - 16	50,943.75	48,088.32	27,713.71	20,374.61	New	X4 Series	Commercial	
45	Aug - 18	May - 16	36,849.12	33,470.06	27,691.12	5,778.94	New	3 Series	Commercial	
46	Aug - 18	Jan - 15	1,348.70	238.79	238.79	0.00	Used	MINI	Private	
47	Aug - 18	June - 12	22,127.86	20,890.96	4,438.92	16,452.04	Used	X5 Series	Commercial	
48	Aug - 18	June - 17	15,492.00	15,149.88	7,128.45	8,021.43	Used	3 Series	Commercial	
49	Aug - 18	Feb - 17	22,045.68	19,961.05	13,020.83	6,940.22	Used	3 Series	Private	
50	Sept - 18	Feb - 16	23,789.44	21,268.29	12,380.90	8,887.39	Used	3 Series	Commercial	
51	Sept - 18	Apr - 17	30,861.96	30,074.79	28,576.53	1,498.26	Used	4 Series	Private	
52	Sept - 18	Nov - 14	10,964.80	1,876.72	-114.56	1,991.28	New	3 Series	Commercial	
53	Sept - 18	Jan - 17	17,266.21	15,587.24	8,331.95	7,255.29	Used	3 Series	Commercial	
54	Sept - 18	Dec - 16	27,134.97	25,521.34	11,103.59	14,417.75	Used	X3 Series	Commercial	
55	Sept - 18	Apr - 17	40,651.37	37,478.29	29,684.13	7,794.16	New	Non BMW Group (incl. Motorcycles)	Commercial	
56	Sept - 18	May - 15	12,381.23	1,639.44	-1,525.88	3,165.32	Used	5 Series	Commercial	
57	Sept - 18	Mar - 17	35,948.64	33,707.15	19,804.65	13,902.50	New	X1 Series	Commercial	
58	Sept - 18	July - 16	17,900.94	16,271.01	0.00	16,271.01	Used	X5 Series	Commercial	

**Compartment German Auto Loans 7**  
**Monthly Investor Report**



Rolls-Royce  
Motor Cars Limited

Reporting Date	Mar 11, 2019			
Payment Date	Mar 20, 2019			
Period No	17			
Monthly Period	Feb 28, 2019			
Interest Period	From	Feb 20, 2019	to	Mar 20, 2019 = 28 days

**9. Defaulted Amount & Recovery Amount - Loan Level Data\***

	Month / Year of Default	Month / Year of Loan Origination	Principal Balance (Initial in EUR)	Principal Balance of Loan at Default (in EUR)	Recovery Total (in EUR)	Principal Balance End of Period (in EUR)	Object Type (new / used)	Vehicle Series	Customer Type (private / commercial)	Out of Deal (Month / Year)
59	Sept - 18	Mar - 17	39,928.94	38,639.19	0.00	38,639.19	Used	7 Series	Commercial	
60	Oct - 18	Jan - 17	13,430.72	12,385.79	5,873.82	6,511.97	Used	Non BMW Group (incl. Motorcycles)	Commercial	
61	Oct - 18	Feb - 17	20,573.50	18,460.91	11,830.82	6,630.09	Used	MINI	Private	
62	Oct - 18	Feb - 17	27,603.66	8,701.87	-78.77	8,780.64	New	X1 Series	Commercial	
63	Oct - 18	Mar - 16	6,183.18	2,086.32	2,086.32	0.00	Used	Non BMW Group (incl. Motorcycles)	Private	
64	Oct - 18	Mar - 17	39,194.73	38,167.88	27,782.27	10,385.61	New	4 Series	Commercial	
65	Oct - 18	Oct - 16	29,281.64	24,521.37	20,607.27	3,914.10	Used	7 Series	Commercial	
66	Oct - 18	Mar - 15	13,169.45	13,169.45	0.00	13,169.45	New	1 Series	Private	
67	Oct - 18	Apr - 17	43,365.26	39,880.05	28,337.26	11,542.79	New	Non BMW Group (incl. Motorcycles)	Commercial	
68	Oct - 18	Nov - 13	27,226.06	10,913.85	-111.68	11,025.53	Used	5 Series	Commercial	
69	Oct - 18	Apr - 17	34,672.56	33,209.52	18,084.32	15,125.20	New	2 Series	Commercial	
70	Nov - 18	June - 17	28,132.42	19,411.55	0.00	19,411.55	New	4 Series	Commercial	
71	Nov - 18	Apr - 15	3,286.87	410.55	410.55	0.00	Used	Non BMW Group (incl. Motorcycles)	Commercial	
72	Nov - 18	Apr - 15	11,277.93	8,532.81	1,229.76	7,303.05	New	MINI	Private	
73	Nov - 18	June - 17	28,721.22	25,245.75	14,454.02	10,791.73	Used	X5 Series	Private	
74	Nov - 18	Apr - 17	1,769.88	256.31	0.00	256.31	Used	3 Series	Commercial	
75	Nov - 18	May - 17	14,983.47	14,829.76	0.00	14,876.49	New	Other BMW Group	Private	
76	Nov - 18	Feb - 17	19,903.16	19,342.05	0.00	19,342.05	Used	X3 Series	Private	
77	Dec - 18	June - 17	20,764.48	18,819.41	14,435.00	4,384.41	Used	5 Series	Private	
78	Dec - 18	May - 17	29,178.48	21,981.81	21,981.81	0.00	Used	7 Series	Commercial	
79	Dec - 18	May - 14	2,499.54	1,554.37	292.68	1,261.69	Used	Non BMW Group (incl. Motorcycles)	Private	
80	Dec - 18	Oct - 16	49,043.72	45,194.50	0.00	45,194.50	New	2 Series	Commercial	
81	Dec - 18	Sept - 13	10,133.43	8,795.55	2,960.21	5,835.34	Used	MINI	Commercial	
82	Dec - 18	July - 15	25,141.85	21,795.24	11,772.13	10,023.11	New	2 Series	Private	
83	Dec - 18	Sept - 16	46,956.82	44,743.91	0.00	44,899.64	New	4 Series	Commercial	
84	Dec - 18	Apr - 17	17,434.18	16,592.95	4,492.76	12,100.19	Used	5 Series	Private	
85	Dec - 18	May - 17	10,863.71	9,177.49	6,647.19	2,530.30	Used	7 Series	Commercial	
86	Dec - 18	June - 17	76,861.51	68,784.19	27,367.16	41,417.03	New	5 Series	Commercial	
87	Dec - 18	Apr - 15	12,721.07	11,603.67	0.00	11,603.67	Used	1 Series	Private	



**Compartment German Auto Loans 7**  
**Monthly Investor Report**



Rolls-Royce  
Motor Cars Limited

Reporting Date	Mar 11, 2019			
Payment Date	Mar 20, 2019			
Period No	17			
Monthly Period	Feb 28, 2019			
Interest Period	From	Feb 20, 2019	to	Mar 20, 2019 = 28 days

**9. Defaulted Amount & Recovery Amount - Loan Level Data\***

	Month / Year of Default	Month / Year of Loan Origination	Principal Balance (Initial in EUR)	Principal Balance of Loan at Default (in EUR)	Recovery Total (in EUR)	Principal Balance End of Period (in EUR)	Object Type (new / used)	Vehicle Series	Customer Type (private / commercial)	Out of Deal (Month / Year)
88	Dec - 18	May - 14	27,334.10	24,644.53	0.00	24,644.53	Used	X6 Series	Private	
89	Dec - 18	Apr - 17	9,612.87	8,549.13	5,490.25	3,058.88	Used	1 Series	Private	
90	Jan - 19	May - 17	24,961.93	22,243.24	14,405.00	7,838.24	Used	4 Series	Private	
91	Jan - 19	May - 17	19,787.47	18,397.85	0.00	18,397.85	Used	1 Series	Private	
92	Jan - 19	Oct - 15	10,421.90	8,647.75	8,358.60	289.15	Used	1 Series	Commercial	
93	Jan - 19	Feb - 17	12,958.05	9,890.86	0.00	9,890.86	Used	Non BMW Group (incl. Motorcycles)	Commercial	
94	Jan - 19	Feb - 17	31,982.53	29,736.84	0.00	29,736.84	Used	7 Series	Commercial	
95	Jan - 19	Nov - 16	23,753.51	11,899.67	0.00	11,899.67	New	2 Series	Private	
96	Jan - 19	Jan - 15	17,225.98	14,746.15	14,746.15	0.00	Used	MINI	Private	
97	Jan - 19	June - 17	28,719.85	23,927.28	21,173.43	2,753.85	Used	X6 Series	Commercial	
98	Jan - 19	Jan - 17	10,254.95	6,028.79	6,028.79	0.00	Used	1 Series	Private	
99	Jan - 19	July - 16	31,651.71	29,112.21	18,151.22	10,960.99	New	2 Series	Private	
100	Jan - 19	Oct - 15	16,578.95	16,446.30	14,051.22	2,395.08	New	3 Series	Private	
101	Jan - 19	Apr - 17	17,964.30	14,568.40	8,674.50	5,893.90	Used	X1 Series	Private	
102	Jan - 19	Mar - 17	22,839.49	21,087.77	13,715.80	7,371.97	New	MINI	Commercial	
103	Jan - 19	Dec - 15	7,603.49	6,888.56	3,183.51	3,705.05	New	Non BMW Group (incl. Motorcycles)	Commercial	
104	Jan - 19	Nov - 16	13,749.59	12,764.39	0.00	12,794.13	New	MINI	Private	
105	Feb - 19	May - 17	39,995.67	34,454.72	16,896.01	17,558.71	Used	5 Series	Commercial	
106	Feb - 19	July - 15	20,460.64	18,575.16	7,252.55	11,322.61	Used	1 Series	Private	
107	Feb - 19	Oct - 15	11,337.60	8,481.96	7,034.53	1,447.43	Used	1 Series	Private	
108	Feb - 19	Mar - 17	15,275.58	6,892.99	0.00	6,892.99	Used	MINI	Commercial	
109	Feb - 19	Nov - 16	17,796.82	15,883.03	9,783.15	6,099.88	New	3 Series	Commercial	
110	Feb - 19	Mar - 17	18,788.51	17,553.37	0.00	17,553.37	Used	3 Series	Private	
111	Feb - 19	Sept - 16	28,103.02	24,967.85	13,051.22	11,916.63	Used	5 Series	Private	
112	Feb - 19	May - 17	2,691.94	1,695.13	200.00	1,495.13	Used	3 Series	Commercial	
113	Feb - 19	July - 15	2,676.73	778.17	135.78	642.39	Used	MINI	Private	
114	Feb - 19	Nov - 16	28,774.12	25,291.52	15,870.77	9,420.75	New	3 Series	Commercial	
115	Feb - 19	Sept - 16	20,979.10	19,508.87	14,528.62	4,980.25	New	3 Series	Commercial	
116	Feb - 19	July - 15	26,544.50	23,255.73	0.00	23,255.73	New	2 Series	Private	

**Compartment German Auto Loans 7**  
**Monthly Investor Report**



Rolls-Royce  
Motor Cars Limited

Reporting Date	Mar 11, 2019		
Payment Date	Mar 20, 2019		
Period No	17		
Monthly Period	Feb 28, 2019		
Interest Period	From	Feb 20, 2019	to Mar 20, 2019 = 28 days

**9. Defaulted Amount & Recovery Amount - Loan Level Data\***

	Month / Year of Default	Month / Year of Loan Origination	Principal Balance (Initial in EUR)	Principal Balance of Loan at Default (in EUR)	Recovery Total (in EUR)	Principal Balance End of Period (in EUR)	Object Type (new / used)	Vehicle Series	Customer Type (private / commercial)	Out of Deal (Month / Year)
117	Jan - 18	June - 17	4,814.49	4,678.96	4,071.21	607.75	Used	3 Series	Private	Apr - 18
118	Feb - 18	Jan - 17	13,015.36	13,015.36	10,496.32	2,519.04	Used	3 Series	Commercial	May - 18
119	Feb - 18	Apr - 16	18,392.34	18,392.34	15,624.13	2,768.21	New	1 Series	Private	May - 18
120	Mar - 18	Jan - 15	10,760.66	10,449.98	8,565.78	1,884.20	Used	3 Series	Commercial	June - 18
121	Apr - 18	May - 17	24,462.11	23,731.53	19,098.67	4,632.86	Used	3 Series	Private	June - 18
122	Mar - 18	Apr - 17	19,078.09	18,976.67	14,008.04	4,968.63	New	Non BMW Group (incl. Motorcycles)	Private	July - 18
123	Apr - 18	Mar - 15	18,533.65	17,307.68	14,417.98	2,889.70	New	2 Series	Private	July - 18
124	Apr - 18	Aug - 14	24,408.07	24,036.89	11,022.31	13,014.58	Used	5 Series	Private	July - 18
125	May - 18	June - 17	24,350.95	23,473.04	17,297.11	6,175.93	Used	5 Series	Commercial	July - 18
126	Feb - 18	Sept - 15	16,194.30	15,610.51	13,297.19	2,313.32	Used	Non BMW Group (incl. Motorcycles)	Commercial	Sept - 18
127	June - 18	Mar - 15	15,739.18	14,359.05	13,286.97	1,072.08	New	1 Series	Private	Sept - 18
128	June - 18	June - 17	15,118.31	14,731.56	9,656.29	5,075.27	New	Other BMW Group	Commercial	Sept - 18
129	June - 18	Mar - 17	38,982.54	38,982.54	20,803.51	18,179.03	New	2 Series	Commercial	Sept - 18
130	June - 18	Nov - 16	11,659.49	10,879.98	8,180.68	2,699.30	Used	1 Series	Commercial	Sept - 18
131	June - 18	Feb - 17	59,638.45	57,561.06	27,451.01	30,110.05	Used	X5 Series	Commercial	Sept - 18
132	July - 18	Feb - 17	9,052.80	8,479.86	7,647.61	832.25	Used	MINI	Private	Oct - 18
133	July - 18	Mar - 17	15,313.68	14,307.17	12,872.79	1,478.44	Used	5 Series	Private	Oct - 18
134	Oct - 18	July - 15	1,971.95	201.26	69.03	132.23	Used	3 Series	Commercial	Oct - 18
135	July - 18	May - 14	14,901.11	13,229.46	5,748.71	7,480.75	Used	X3 Series	Commercial	Nov - 18
136	Aug - 18	June - 15	10,989.03	9,668.44	8,141.25	1,527.19	Used	X1 Series	Private	Nov - 18
137	Aug - 18	Feb - 17	23,195.92	22,058.54	13,179.72	8,878.82	New	1 Series	Commercial	Nov - 18
138	Aug - 18	Mar - 17	11,986.15	10,957.18	6,438.78	4,518.40	Used	3 Series	Commercial	Nov - 18
139	Aug - 18	May - 17	39,153.99	37,763.60	27,626.95	10,136.65	Used	X5 Series	Commercial	Nov - 18
140	Nov - 18	June - 15	12,502.56	141.10	-14.46	155.56	New	1 Series	Commercial	Nov - 18
141	Sept - 18	Mar - 17	33,303.60	30,219.35	23,885.80	6,429.96	New	5 Series	Private	Dec - 18
142	Sept - 18	Mar - 17	17,009.38	13,744.14	11,997.82	1,746.32	Used	5 Series	Commercial	Dec - 18
143	Sept - 18	July - 15	40,884.88	35,768.54	26,832.32	8,936.22	New	5 Series	Private	Dec - 18
144	Oct - 18	May - 17	32,130.31	29,069.80	20,670.87	8,398.93	New	5 Series	Commercial	Dec - 18
145	Oct - 18	Sept - 16	27,162.94	24,516.57	15,336.62	9,179.95	Used	5 Series	Commercial	Dec - 18

**Compartment German Auto Loans 7**  
**Monthly Investor Report**



Rolls-Royce  
Motor Cars Limited

Reporting Date	Mar 11, 2019		
Payment Date	Mar 20, 2019		
Period No	17		
Monthly Period	Feb 28, 2019		
Interest Period	From	Feb 20, 2019	to Mar 20, 2019 = 28 days

**9. Defaulted Amount & Recovery Amount - Loan Level Data\***

	Month / Year of Default	Month / Year of Loan Origination	Principal Balance (Initial in EUR)	Principal Balance of Loan at Default (in EUR)	Recovery Total (in EUR)	Principal Balance End of Period (in EUR)	Object Type (new / used)	Vehicle Series	Customer Type (private / commercial)	Out of Deal (Month / Year)
146	Oct - 18	May - 17	16,627.65	14,360.64	7,705.82	6,654.82	Used	5 Series	Commercial	Dec - 18
147	Oct - 18	Aug - 15	26,890.77	24,307.82	12,779.87	11,527.95	New	3 Series	Commercial	Dec - 18
148	Oct - 18	May - 16	35,716.67	32,535.22	23,132.20	9,403.02	Used	7 Series	Commercial	Dec - 18
149	Dec - 18	Feb - 16	52,362.56	199.51	139.42	60.09	New	4 Series	Commercial	Dec - 18
150	Sept - 18	May - 17	29,940.66	27,978.20	18,830.42	9,147.78	Used	5 Series	Commercial	Jan - 19
151	Oct - 18	May - 17	17,794.18	15,231.08	9,212.84	6,018.24	Used	1 Series	Commercial	Jan - 19
152	Oct - 18	May - 14	18,857.56	15,632.97	13,045.17	2,587.80	Used	X6 Series	Commercial	Jan - 19
153	Oct - 18	Dec - 13	28,231.92	23,963.79	15,551.88	8,411.91	Used	X3 Series	Commercial	Jan - 19
154	Oct - 18	Nov - 16	14,094.98	12,444.44	10,265.14	2,179.30	Used	1 Series	Commercial	Jan - 19
155	Nov - 18	May - 17	23,976.65	22,169.34	15,035.01	7,134.33	Used	3 Series	Private	Jan - 19
156	Jan - 18	June - 13	12,963.55	12,963.55	12,838.96	124.59	Used	5 Series	Private	Feb - 19
157	Oct - 18	Mar - 17	27,208.02	24,486.52	15,881.39	8,605.13	Used	3 Series	Private	Feb - 19
158	Nov - 18	Jan - 17	24,695.49	23,209.28	17,984.59	5,224.69	New	1 Series	Commercial	Feb - 19
159	Nov - 18	Jan - 17	37,185.72	35,751.27	24,960.95	10,790.32	New	5 Series	Commercial	Feb - 19
160	Nov - 18	Oct - 16	17,127.84	15,421.60	13,018.47	2,403.13	New	MINI	Commercial	Feb - 19
161	Nov - 18	June - 17	25,054.02	22,203.66	15,337.91	6,865.75	Used	5 Series	Commercial	Feb - 19
162	Nov - 18	Feb - 17	26,810.80	24,057.63	15,577.71	8,479.92	Used	X1 Series	Private	Feb - 19

\*Applicable only if loans have defaulted. Does not include defaulted amounts less than 10 EUR.

**Compartment German Auto Loans 7**  
**Monthly Investor Report**



Rolls-Royce  
Motor Cars Limited

Reporting Date	Mar 11, 2019		
Payment Date	Mar 20, 2019		
Period No	17		
Monthly Period	Feb 28, 2019		
Interest Period	From	Feb 20, 2019	to Mar 20, 2019 = 28 days

**10. Outstanding Note Balance**

<b>1. Note Balance</b>	<b>All Notes</b>	<b>Class A</b>	<b>Class B</b>
<b>Initial Note Information</b>			
ISIN code		XS1683494592	XS1683494915
Currency		EUR	EUR
Legal final maturity		Oct 2024	Oct 2024
Rating (Fitch / Moody's / S&P/DBRS)		AAA/Aaa/N/A/N/A	N/A/N/A/N/A/N/A
Initial notes aggregate principal outstanding balance in EUR	1,075,300,000.00	1,000,000,000.00	75,300,000.00
Nominal amount per note in EUR		100,000.00	100,000.00
Initial number of notes per class in EUR		10,000	753
<b>Current Note Information</b>			
Notes aggregate principal outstanding balance in EUR - BoP	603,449,101.66	528,149,101.66	75,300,000.00
Available distribution amount in EUR	33,701,508.73		
Redemption per class in EUR		28,210,326.01	0,00
Redemption per note in EUR		2,821.03	0.00
Notes aggregate principal outstanding balance in EUR - EoP	575,238,775.65	499,938,775.65	75,300,000.00
Current pool factor		0.50	1.00
<b>2. Payments to Investor per Note</b>		<b>Class A</b>	<b>Class B</b>
Interest Type		Floating Rate	Fixed Rate
Reference Rate		1M_EURIBOR	NONE
Actual Interest Rate		-0.368%	NONE
Spread		0.400%	NONE
Coupon		0.032%	1.000%
Day count fraction		Actual/360	Actual/360
Interest days		28 days	28 days
Principal outstanding per note in EUR - BoP		52,814.91	100,000.00
Principal repayment per note in EUR		2,821.03	0.00
Principal outstanding per note in EUR - EoP		49,993.88	100,000.00
Interest payment per Note in EUR		1.31	77.78

**Compartment German Auto Loans 7**  
**Monthly Investor Report**



Rolls-Royce  
Motor Cars Limited

Reporting Date	Mar 11, 2019			
Payment Date	Mar 20, 2019			
Period No	17			
Monthly Period	Feb 28, 2019			
Interest Period	From	Feb 20, 2019	to	Mar 20, 2019 = 28 days

**10. Outstanding note balance**

<b>3. Credit Enhancement</b>	Initial Period (in EUR)	Initial CE (in %)	Current Period (in EUR)	Current CE (in %)
Class A	1,000,000,000.00	7.50	499,938,775.65	18.79
Class B	75,300,000.00	0.50	75,300,000.00	6.43
Cash Reserve (+ Overcollateralisation)	5,379,885.33	0.00	39,157,211.70	0.00

"In its capacity as originator and lender, BMW Bank GmbH complies with the retention requirement of a material net economic interest in accordance with Art. 405 CRR. A minimum of 5.0% of the net economic interest will be retained throughout the life of the transaction in form of retention of the Class B Notes and the Subordinated Loan."

**4. Clean-Up Call Option**

If the aggregate outstanding principal balance has been reduced to less than 10% of the aggregate outstanding principal balance at the Issue Date, the seller will have the option under the receivables purchase Agreement to acquire all outstanding purchased receivables.

Aggregate outstanding principal balance at end of period (in EUR)	609,015,987.35
Clean-Up option exercisable	No

**Compartment German Auto Loans 7**  
**Monthly Investor Report**



Rolls-Royce  
Motor Cars Limited

Reporting Date	Mar 11, 2019			
Payment Date	Mar 20, 2019			
Period No	17			
Monthly Period	Feb 28, 2019			
Interest Period	From	Feb 20, 2019	to	Mar 20, 2019 = 28 days

**11. Original Principal Balance**

Initial Portfolio as of origination of contract

Group (in EUR) (by Original Principal Balance)	Original principal balance (in EUR)	Original Principal Balance (in % of total)	Number of Contracts	Number of Contracts (in % of total)
0.00 - 5,000.00	6,952,214.98	0.56	1,832	3.15
5.000,01 - 10.000,00	58,611,633.89	4.75	7,457	12.82
10.000,01 - 15.000,00	142,071,546.45	11.53	11,224	19.29
15.000,01 - 20.000,00	193,930,803.12	15.73	11,075	19.04
20.000,01 - 25.000,00	206,957,002.69	16.79	9,215	15.84
25.000,01 - 30.000,00	186,569,339.49	15.14	6,810	11.71
30.000,01 - 35.000,00	135,414,459.95	10.99	4,186	7.20
35.000,01 - 40.000,00	88,286,985.15	7.16	2,362	4.06
40.000,01 - 45.000,00	58,732,363.84	4.76	1,387	2.38
45.000,01 - 50.000,00	39,196,107.70	3.18	826	1.42
50.000,01 - 55.000,00	28,713,754.16	2.33	547	0.94
55.000,01 - 60.000,00	22,818,800.56	1.85	397	0.68
> 60.000,00	64,430,047.86	5.23	858	1.47
<b>Total</b>	<b>1,232,685,059.84</b>	<b>100.00</b>	<b>58,176</b>	<b>100.00</b>

Average:	21,188.89
Min:	1,000.00
Max:	268,086.77

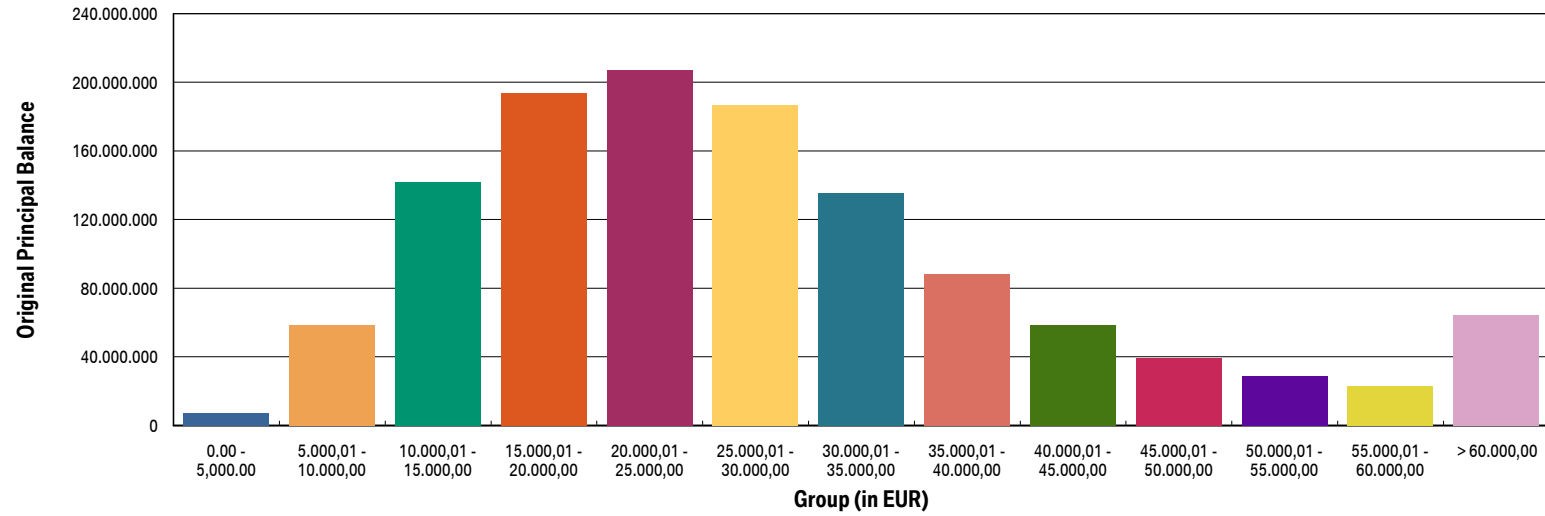
**Compartment German Auto Loans 7**  
**Monthly Investor Report**



Rolls-Royce  
 Motor Cars Limited

Reporting Date	Mar 11, 2019				
Payment Date	Mar 20, 2019				
Period No	17				
Monthly Period	Feb 28, 2019				
Interest Period	From	Feb 20, 2019	to	Mar 20, 2019	= 28 days

**11a. Original Principal Balance (graph)**



**Compartment German Auto Loans 7**  
**Monthly Investor Report**



Rolls-Royce  
Motor Cars Limited

Reporting Date	Mar 11, 2019			
Payment Date	Mar 20, 2019			
Period No	17			
Monthly Period	Feb 28, 2019			
Interest Period	From	Feb 20, 2019	to	Mar 20, 2019 = 28 days

**12. Aggregate Principal Balance**

Initial Portfolio

Group (in EUR)	Aggregate Principal Balance (in EUR)	Aggregate Principal Balance (in % of total)	Number of Contracts	Number of Contracts (in % of total)
0.00 - 5,000.00	13,572,816.24	1.26	4,004	6.88
5.000,01 - 10.000,00	75,260,397.46	7.00	9,826	16.89
10.000,01 - 15.000,00	153,093,033.88	14.24	12,241	21.04
15.000,01 - 20.000,00	186,664,077.90	17.36	10,717	18.42
20.000,01 - 25.000,00	185,595,994.12	17.26	8,295	14.26
25.000,01 - 30.000,00	148,704,876.29	13.83	5,446	9.36
30.000,01 - 35.000,00	100,939,663.59	9.39	3,135	5.39
35.000,01 - 40.000,00	62,681,849.04	5.83	1,683	2.89
40.000,01 - 45.000,00	40,143,393.57	3.73	951	1.63
45.000,01 - 50.000,00	29,364,008.53	2.73	620	1.07
50.000,01 - 55.000,00	21,734,531.84	2.02	415	0.71
55.000,01 - 60.000,00	16,627,329.18	1.55	290	0.50
> 60.000,00	40,917,913.69	3.81	553	0.95
<b>Total</b>	<b>1,075,299,885.33</b>	<b>100.00</b>	<b>58,176</b>	<b>100.00</b>

Average:	18,483.57
Min:	197.19
Max:	234,727.59



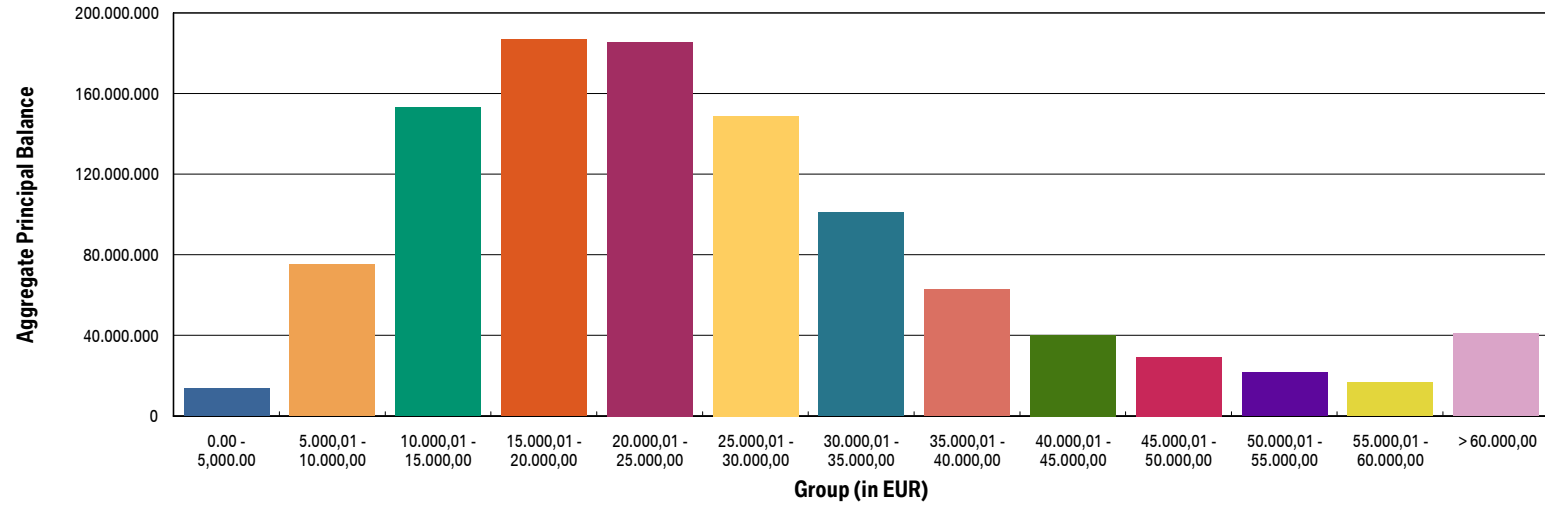
**Compartment German Auto Loans 7**  
**Monthly Investor Report**



Rolls-Royce  
 Motor Cars Limited

Reporting Date	Mar 11, 2019			
Payment Date	Mar 20, 2019			
Period No	17			
Monthly Period	Feb 28, 2019			
Interest Period	From	Feb 20, 2019	to	Mar 20, 2019 = 28 days

**12a. Aggregate Principal Balance (graph)**



**Compartment German Auto Loans 7**  
**Monthly Investor Report**



Rolls-Royce  
Motor Cars Limited

Reporting Date	Mar 11, 2019			
Payment Date	Mar 20, 2019			
Period No	17			
Monthly Period	Feb 28, 2019			
Interest Period	From	Feb 20, 2019	to	Mar 20, 2019 = 28 days

**13. Aggregate Outstanding Principal Balance**

Portfolio as of: Feb 28, 2019

Group (in EUR)	Aggregate Outstanding Principal Balance (in EUR)	Aggregate Outstanding Principal Balance (in % of total)	Number of Contracts	Number of Contracts (in % of total)
0.00 - 5,000.00	12,976,629.66	2.13	7,479	17.79
5,000,01 - 10,000,00	62,985,380.19	10.34	8,238	19.60
10,000,01 - 15,000,00	107,902,818.06	17.72	8,686	20.67
15,000,01 - 20,000,00	124,579,335.12	20.46	7,156	17.03
20,000,01 - 25,000,00	106,452,308.70	17.48	4,773	11.36
25,000,01 - 30,000,00	72,546,349.34	11.91	2,668	6.35
30,000,01 - 35,000,00	39,995,057.38	6.57	1,240	2.95
35,000,01 - 40,000,00	25,632,755.42	4.21	687	1.63
40,000,01 - 45,000,00	18,137,463.32	2.98	428	1.02
45,000,01 - 50,000,00	11,392,446.41	1.87	241	0.57
50,000,01 - 55,000,00	8,863,929.39	1.46	169	0.40
55,000,01 - 60,000,00	5,607,275.98	0.92	98	0.23
> 60,000,00	11,944,238.38	1.96	167	0.40
<b>Total</b>	<b>609,015,987.35</b>	<b>100.00</b>	<b>42,030</b>	<b>100.00</b>

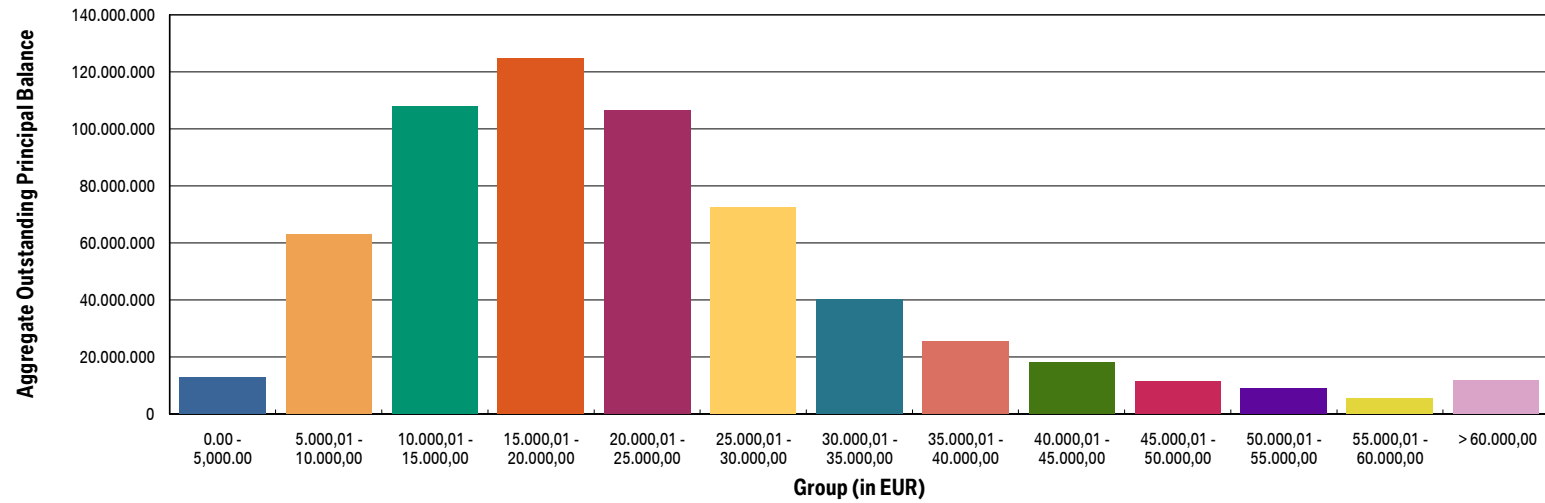
WA:	14,490.03
Min:	0.00
Max:	166,752.00

**Compartment German Auto Loans 7**  
**Monthly Investor Report**



Reporting Date	Mar 11, 2019				
Payment Date	Mar 20, 2019				
Period No	17				
Monthly Period	Feb 28, 2019				
Interest Period	From	Feb 20, 2019	to	Mar 20, 2019	= 28 days

**13a. Aggregate Outstanding Principal Balance (graph)**



**Compartment German Auto Loans 7**  
**Monthly Investor Report**



Rolls-Royce  
Motor Cars Limited

Reporting Date	Mar 11, 2019				
Payment Date	Mar 20, 2019				
Period No	17				
Monthly Period	Feb 28, 2019				
Interest Period	From	Feb 20, 2019	to	Mar 20, 2019	= 28 days

**14. Down Payments**

Portfolio as of: Feb 28, 2019

Down Payment	Aggregate Outstanding Principal Balance (in EUR)	Aggregate Outstanding Principal Balance (in % of total)	Number of Contracts	Number of Contracts (in % of total)	Down Payment/ Purchase Price (in %)
No Down Payment	143,065,626.68	23.49	10,744	25.56	0.00
<=1000	11,427,644.31	1.88	988	2.35	4.46
1.000,01 - 2.000,00	29,861,049.63	4.90	2,379	5.66	8.69
2.000,01 - 3.000,00	37,984,917.58	6.24	3,029	7.21	12.67
3.000,01 - 4.000,00	37,810,208.25	6.21	2,989	7.11	16.35
4.000,01 - 5.000,00	60,144,151.21	9.88	4,159	9.90	18.19
5.000,01 - 6.000,00	35,376,339.52	5.81	2,424	5.77	20.52
6.000,01 - 7.000,00	32,900,858.42	5.40	2,165	5.15	22.50
7.000,01 - 8.000,00	31,195,920.98	5.12	1,964	4.67	24.10
8.000,01 - 9.000,00	16,981,422.79	2.79	1,094	2.60	25.78
9.000,01 - 10.000,00	50,405,113.65	8.28	3,033	7.22	27.25
10.000,01 - 11.000,00	11,976,653.55	1.97	656	1.56	26.67
11.000,01 - 12.000,00	14,706,128.95	2.41	852	2.03	28.87
12.000,01 - 13.000,00	10,301,112.23	1.69	577	1.37	30.03
13.000,01 - 14.000,00	8,320,467.32	1.37	504	1.20	32.35
14.000,01 - 15.000,00	21,240,901.26	3.49	1,250	2.97	34.89
> 15.000,00	55,317,471.02	9.08	3,223	7.67	40.65
<b>Total</b>	<b>609,015,987.35</b>	<b>100.00</b>	<b>42,030</b>	<b>100.00</b>	<b>17.81</b>

Minimum Down Payment:	61.07
Maximum Down Payment:	93,505.30
Average Down Payment:	5,960.75
Average Down Payment (customers that made a Down Payment):	8,007.74

**Compartment German Auto Loans 7**  
**Monthly Investor Report**



Rolls-Royce  
Motor Cars Limited

Reporting Date	Mar 11, 2019			
Payment Date	Mar 20, 2019			
Period No	17			
Monthly Period	Feb 28, 2019			
Interest Period	From	Feb 20, 2019	to	Mar 20, 2019 = 28 days

**15. Borrower Concentration**

Portfolio as of: Feb 28, 2019

Borrower (Top 20)	Aggregate Outstanding Principal Balance (in EUR)	Aggregate Outstanding Principal Balance (in % of total)	Number of Contracts	Number of Contracts (in % of total)
1	736,441.26	0.12	38	0.09
2	408,189.56	0.07	17	0.04
3	222,416.65	0.04	10	0.02
4	166,752.00	0.03	1	0.00
5	164,681.03	0.03	1	0.00
6	150,510.75	0.02	1	0.00
7	149,127.59	0.02	3	0.01
8	135,819.16	0.02	2	0.00
9	134,984.71	0.02	4	0.01
10	130,967.84	0.02	2	0.00
11	123,912.47	0.02	2	0.00
12	123,878.63	0.02	3	0.01
13	121,154.50	0.02	2	0.00
14	118,334.10	0.02	2	0.00
15	115,681.48	0.02	2	0.00
16	111,537.55	0.02	2	0.00
17	108,769.00	0.02	1	0.00
18	108,747.68	0.02	2	0.00
19	108,528.72	0.02	2	0.00
20	108,340.59	0.02	2	0.00
<b>Total</b>	<b>3,548,775.27</b>	<b>0.58</b>	<b>99</b>	<b>0.24</b>
<b>Total Portfolio Balance</b>	<b>609,015,987.35</b>			

**Compartment German Auto Loans 7**  
**Monthly Investor Report**



Rolls-Royce  
Motor Cars Limited

Reporting Date	Mar 11, 2019			
Payment Date	Mar 20, 2019			
Period No	17			
Monthly Period	Feb 28, 2019			
Interest Period	From	Feb 20, 2019	to	Mar 20, 2019 = 28 days

**16. Geographical Distribution**

Initial Portfolio

Post code area	Aggregate Principal Balance (in EUR)	Aggregate Principal Balance (in % of total)	Number of Contracts	Number of contracts (in % of total)
post code area 0	60,077,202.26	5.59	3,214	5.52
post code area 1	61,378,550.20	5.71	3,176	5.46
post code area 2	99,202,184.48	9.23	5,354	9.20
post code area 3	101,570,427.34	9.45	5,572	9.58
post code area 4	123,361,453.69	11.47	6,787	11.67
post code area 5	116,364,864.70	10.82	6,367	10.94
post code area 6	135,978,558.12	12.65	7,314	12.57
post code area 7	133,996,727.10	12.46	7,441	12.79
post code area 8	145,662,142.02	13.55	7,666	13.18
post code area 9	97,707,775.42	9.09	5,285	9.08
<b>Total</b>	<b>1,075,299,885.33</b>	<b>100.00</b>	<b>58,176</b>	<b>100.00</b>

**Compartment German Auto Loans 7**  
**Monthly Investor Report**



Rolls-Royce  
Motor Cars Limited

Reporting Date	Mar 11, 2019			
Payment Date	Mar 20, 2019			
Period No	17			
Monthly Period	Feb 28, 2019			
Interest Period	From	Feb 20, 2019	to	Mar 20, 2019 = 28 days

**16. Geographical Distribution**

Portfolio as of: Feb 28, 2019

Post code area	Aggregate Outstanding Principal Balance (in EUR)	Aggregate Outstanding Principal Balance (in % of total)	Number of Contracts	Number of Contracts (in % of total)
post code area 0	34,557,254.47	5.67	2,372	5.64
post code area 1	35,177,355.25	5.78	2,338	5.56
post code area 2	55,856,883.71	9.17	3,863	9.19
post code area 3	58,050,261.16	9.53	3,999	9.51
post code area 4	68,618,899.32	11.27	4,844	11.53
post code area 5	66,102,802.44	10.85	4,603	10.95
post code area 6	77,331,823.79	12.70	5,310	12.63
post code area 7	75,621,414.06	12.42	5,368	12.77
post code area 8	80,834,101.46	13.27	5,444	12.95
post code area 9	56,422,186.23	9.26	3,865	9.20
post code area Others	443,005.46	0.07	24	0.06
<b>Total</b>	<b>609,015,987.35</b>	<b>100.00</b>	<b>42,030</b>	<b>100.00</b>

# Compartment German Auto Loans 7

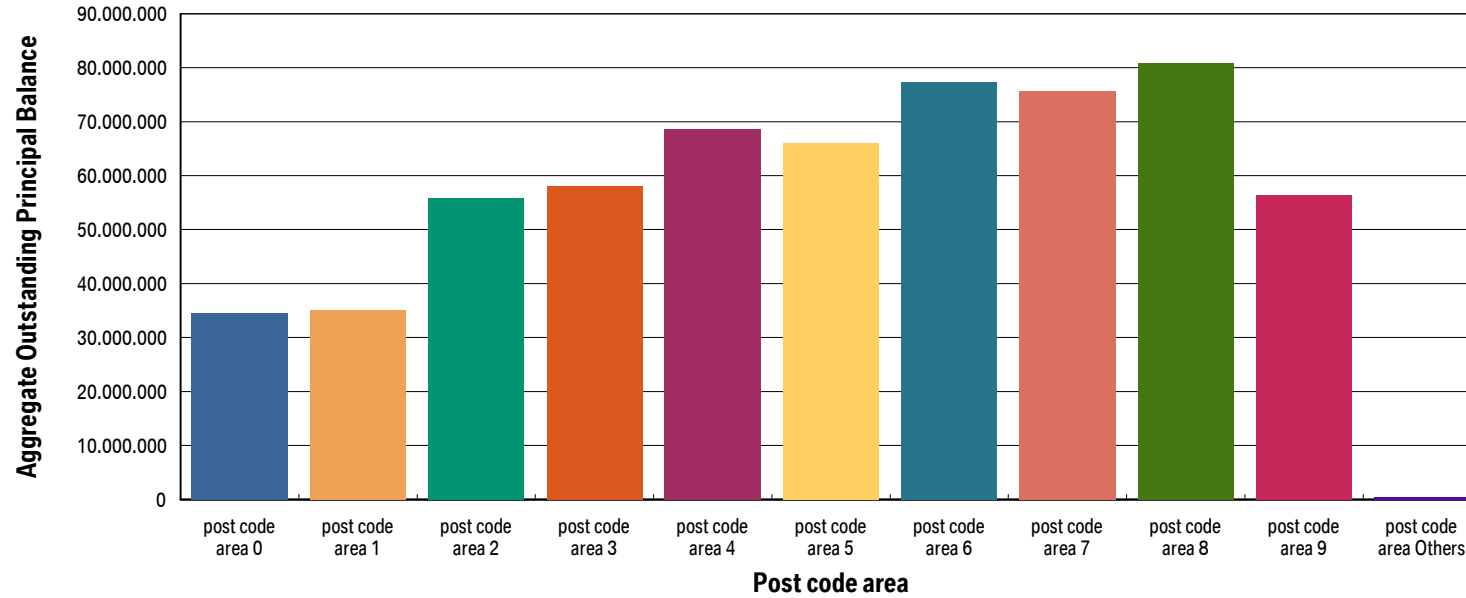
## Monthly Investor Report



Rolls-Royce  
Motor Cars Limited

Reporting Date	Mar 11, 2019				
Payment Date	Mar 20, 2019				
Period No	17				
Monthly Period	Feb 28, 2019				
Interest Period	From	Feb 20, 2019	to	Mar 20, 2019	= 28 days

### 16a. Geographical Distribution (graph)





**Compartment German Auto Loans 7**  
**Monthly Investor Report**



Rolls-Royce  
Motor Cars Limited

Reporting Date	Mar 11, 2019			
Payment Date	Mar 20, 2019			
Period No	17			
Monthly Period	Feb 28, 2019			
Interest Period	From	Feb 20, 2019	to	Mar 20, 2019 = 28 days

**17. Car Type & Customer Group**

Initial Portfolio

Car Type	Aggregate Principal Balance (in EUR)	Aggregate Principal Balance (in % of total)	Number of Contracts	Number of Contracts (in % of total)
New	501,846,144.20	46.67	21,173	36.39
Used	573,453,741.13	53.33	37,003	63.61
<b>Total</b>	<b>1,075,299,885.33</b>	<b>100.00</b>	<b>58,176</b>	<b>100.00</b>

Customer Group	Aggregate Principal Balance (in EUR)	Aggregate Principal Balance (in % of total)	Number of Contracts	Number of Contracts (in % of total)
Commercial	284,006,070.70	26.41	11,469	19.71
Private Individual	791,293,814.63	73.59	46,707	80.29
<b>Total</b>	<b>1,075,299,885.33</b>	<b>100.00</b>	<b>58,176</b>	<b>100.00</b>

**Compartment German Auto Loans 7**  
**Monthly Investor Report**



Rolls-Royce  
Motor Cars Limited

Reporting Date	Mar 11, 2019			
Payment Date	Mar 20, 2019			
Period No	17			
Monthly Period	Feb 28, 2019			
Interest Period	From	Feb 20, 2019	to	Mar 20, 2019 = 28 days

**17. Car Type & Customer Group**

Portfolio as of: Feb 28, 2019

Car Type	Aggregate Outstanding Principal Balance (in EUR)	Aggregate Outstanding Principal Balance (in % of total)	Number of Contracts	Number of Contracts (in % of total)
New	291,844,141.71	47.92	15,325	36.46
Used	317,171,845.64	52.08	26,705	63.54
<b>Total</b>	<b>609,015,987.35</b>	<b>100.00</b>	<b>42,030</b>	<b>100.00</b>

Customer Group	Aggregate Outstanding Principal Balance (in EUR)	Aggregate Outstanding Principal Balance (in % of total)	Number of Contracts	Number of Contracts (in % of total)
Commercial	152,414,900.84	25.03	7,925	18.86
Private Individual	456,601,086.51	74.97	34,105	81.14
<b>Total</b>	<b>609,015,987.35</b>	<b>100.00</b>	<b>42,030</b>	<b>100.00</b>

**Compartment German Auto Loans 7**  
**Monthly Investor Report**



Rolls-Royce  
Motor Cars Limited

Reporting Date	Mar 11, 2019			
Payment Date	Mar 20, 2019			
Period No	17			
Monthly Period	Feb 28, 2019			
Interest Period	From	Feb 20, 2019	to	Mar 20, 2019 = 28 days

**18. Delinquencies**

Initial Portfolio

Days past due	Aggregate Principal Balance (in EUR)	Aggregate Principal Balance (in % of total)	Number of Contracts	Number of Contracts (in % of total)
1 - 30	0.00	0.00	0	0.00
31 - 60	0.00	0.00	0	0.00
61 - 90	0.00	0.00	0	0.00
91 - 120	0.00	0.00	0	0.00
> 120	0.00	0.00	0	0.00
<b>Total</b>	<b>0.00</b>	<b>0.00</b>	<b>0</b>	<b>0.00</b>

Portfolio as of: Feb 28, 2019

Days past due	Aggregate Outstanding Principal Balance (in EUR)	Aggregate Outstanding Principal Balance (in % of total)	Number of Contracts	Number of Contracts (in % of total)
1 - 30	7,095,366.96	1.17	408	0.97
31 - 60	1,258,706.88	0.21	70	0.17
61 - 90	494,435.22	0.08	24	0.06
91 - 120	214,387.92	0.04	14	0.03
> 120	313,376.45	0.05	28	0.07
<b>Total</b>	<b>9,376,273.43</b>	<b>1.54</b>	<b>544</b>	<b>1.29</b>

**Compartment German Auto Loans 7**  
**Monthly Investor Report**



Rolls-Royce  
Motor Cars Limited

Reporting Date	Mar 11, 2019				
Payment Date	Mar 20, 2019				
Period No	17				
Monthly Period	Feb 28, 2019				
Interest Period	From	Feb 20, 2019	to	Mar 20, 2019	= 28 days

**18a. Delinquencies Analysis**

Monthly Period	Performing (in EUR)	31-60 days past due (in EUR)	61-90 days past due (in EUR)	91-120 days past due (in EUR)	>120 days past due (in EUR)
Oct - 17	1,050,705,316.43	0.00	0.00	0.00	0.00
Nov - 17	1,024,400,687.00	192,605.04	0.00	0.00	0.00
Dec - 17	994,995,004.32	924,546.79	74,589.12	0.00	0.00
Jan - 18	967,039,862.05	609,321.06	249,539.42	58,937.12	0.00
Feb - 18	939,480,701.57	527,925.95	350,062.12	129,524.32	45,173.29
Mar - 18	909,459,592.01	844,387.70	306,429.44	188,178.73	51,962.92
Apr - 18	880,385,742.71	948,893.29	465,398.59	183,285.00	149,370.46
May - 18	851,220,379.52	768,015.21	513,851.38	176,262.87	244,841.49
June - 18	820,868,759.17	983,559.09	422,702.52	148,729.00	272,684.25
July - 18	791,711,739.10	981,002.42	475,749.51	275,931.77	209,660.15
Aug - 18	762,653,455.53	851,073.11	393,850.09	300,060.55	254,696.92
Sept - 18	735,242,693.68	976,564.38	422,766.97	150,407.63	321,575.14
Oct - 18	709,563,908.67	944,623.05	216,988.99	180,202.51	270,475.37
Nov - 18	682,970,347.84	1,112,844.03	353,339.59	172,553.25	324,440.76
Dec - 18	658,215,228.09	1,464,242.56	569,361.12	193,833.73	257,123.80
Jan - 19	633,469,483.87	1,236,037.19	526,687.30	366,500.42	209,609.51
Feb - 19	606,735,080.88	1,258,706.88	494,435.22	214,387.92	313,376.45

**Compartment German Auto Loans 7**  
**Monthly Investor Report**



Rolls-Royce  
Motor Cars Limited

Reporting Date	Mar 11, 2019			
Payment Date	Mar 20, 2019			
Period No	17			
Monthly Period	Feb 28, 2019			
Interest Period	From	Feb 20, 2019	to	Mar 20, 2019 = 28 days

**19. Seasoning**

Initial Portfolio

Group (in months)	Aggregate Principal Balance (in EUR)	Aggregate Principal Balance (in % of total)	Number of Contracts	Number of Contracts (in % of total)
<= 6	576,370,179.60	53.60	29,246	50.27
> 6 - <= 12	222,745,645.89	20.71	11,596	19.93
> 12 - <= 24	186,842,759.18	17.38	10,877	18.70
> 24 - <= 36	73,724,365.83	6.86	5,112	8.79
> 36 - <= 42	8,286,360.63	0.77	699	1.20
> 42 - <= 48	4,269,898.26	0.40	360	0.62
> 48 - <= 53	1,983,410.97	0.18	178	0.31
> 53	1,077,264.97	0.10	108	0.19
<b>Total</b>	<b>1,075,299,885.33</b>	<b>100.00</b>	<b>58,176</b>	<b>100.00</b>

WA Seasoning (in months):	9.82
Min (in months):	3.00
Max (in months):	63.00

**Compartment German Auto Loans 7**  
**Monthly Investor Report**



Rolls-Royce  
Motor Cars Limited

Reporting Date	Mar 11, 2019			
Payment Date	Mar 20, 2019			
Period No	17			
Monthly Period	Feb 28, 2019			
Interest Period	From	Feb 20, 2019	to	Mar 20, 2019 = 28 days

**19. Seasoning**

Portfolio as of: Feb 28, 2019

Group (in months)	Aggregate Outstanding Principal Balance (in EUR)	Aggregate Outstanding Principal Balance (in % of total)	Number of Contracts	Number of Contracts (in % of total)
<= 6	0.00	0.00	0	0.00
> 6 - <= 12	0.00	0.00	0	0.00
> 12 - <= 24	445,084,231.08	73.08	29,088	69.21
> 24 - <= 36	139,199,825.64	22.86	10,048	23.91
> 36 - <= 42	12,959,356.15	2.13	1,482	3.53
> 42 - <= 48	6,852,649.98	1.13	740	1.76
> 48 - <= 53	2,703,998.46	0.44	339	0.81
> 53	2,215,926.04	0.36	333	0.79
<b>Total</b>	<b>609,015,987.35</b>	<b>100.00</b>	<b>42,030</b>	<b>100.00</b>

WA Seasoning (in months):	24.59
Min (in months):	20.00
Max (in months):	78.00

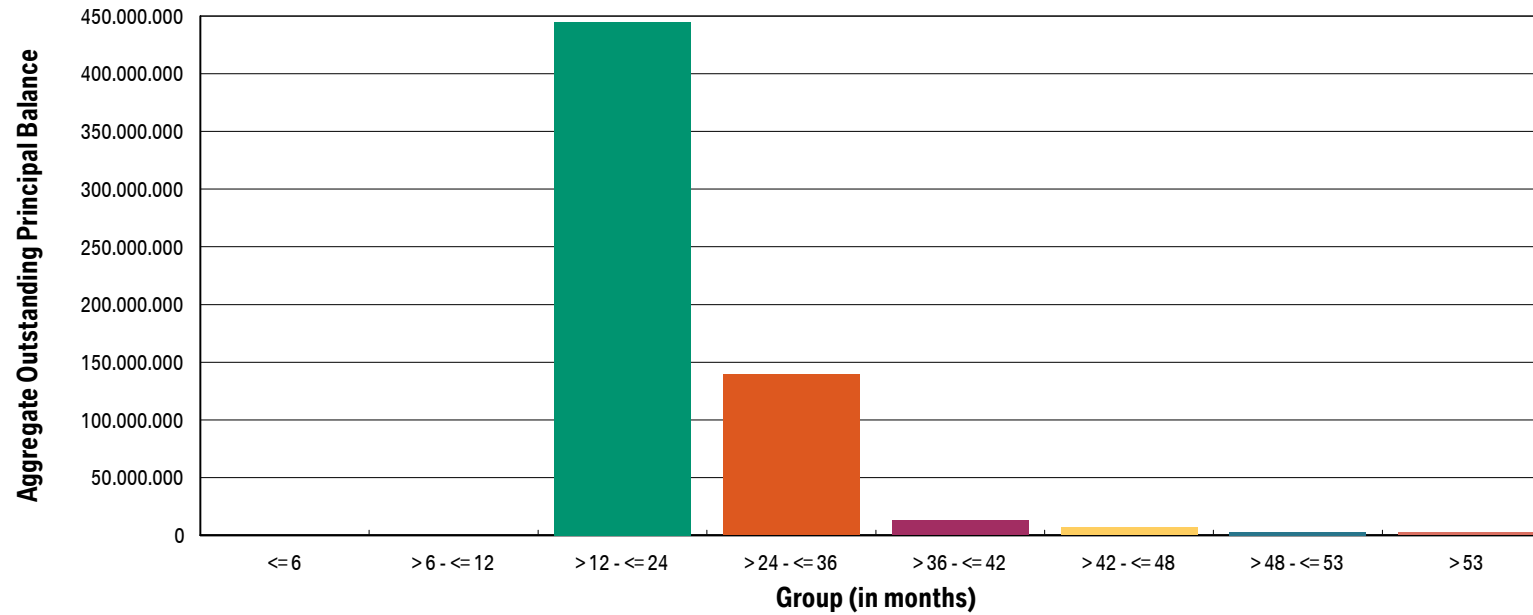
**Compartment German Auto Loans 7**  
**Monthly Investor Report**



Rolls-Royce  
 Motor Cars Limited

Reporting Date	Mar 11, 2019				
Payment Date	Mar 20, 2019				
Period No	17				
Monthly Period	Feb 28, 2019				
Interest Period	From	Feb 20, 2019	to	Mar 20, 2019	= 28 days

**19a. Seasoning (graph)**



**Compartment German Auto Loans 7**  
**Monthly Investor Report**



Rolls-Royce  
Motor Cars Limited

Reporting Date	Mar 11, 2019			
Payment Date	Mar 20, 2019			
Period No	17			
Monthly Period	Feb 28, 2019			
Interest Period	From	Feb 20, 2019	to	Mar 20, 2019 = 28 days

**20. Remaining Term**

Initial Portfolio

Group (in months)	Aggregate Principal Balance (in EUR)	Aggregate Principal Balance (in % of total)	Number of Contracts	Number of Contracts (in % of total)
<= 6	20,139,249.55	1.87	1,845	3.17
> 6 - <= 12	50,536,528.09	4.70	3,933	6.76
> 12 - <= 24	171,299,952.34	15.93	11,654	20.03
> 24 - <= 36	388,304,361.55	36.11	20,241	34.79
> 36 - <= 42	130,449,406.13	12.13	6,507	11.19
> 42 - <= 48	156,183,577.11	14.52	7,315	12.57
> 48 - <= 53	40,426,095.56	3.76	1,793	3.08
> 53	117,960,715.00	10.97	4,888	8.40
<b>Total</b>	<b>1,075,299,885.33</b>	<b>100.00</b>	<b>58,176</b>	<b>100.00</b>

WA Remaining Term (in months):	34.05
Min (in months):	3.00
Max (in months):	60.00



**Compartment German Auto Loans 7**  
**Monthly Investor Report**



Rolls-Royce  
Motor Cars Limited

Reporting Date	Mar 11, 2019			
Payment Date	Mar 20, 2019			
Period No	17			
Monthly Period	Feb 28, 2019			
Interest Period	From	Feb 20, 2019	to	Mar 20, 2019 = 28 days

**20. Remaining Term**

Portfolio as of: Feb 28, 2019

Group (in months)	Aggregate Outstanding Principal Balance (in EUR)	Aggregate Outstanding Principal Balance (in % of total)	Number of Contracts	Number of Contracts (in % of total)
<= 6	57,066,286.30	9.37	8,444	20.09
> 6 - <= 12	74,552,975.90	12.24	5,319	12.66
> 12 - <= 24	230,999,027.55	37.93	14,685	34.94
> 24 - <= 36	165,584,216.81	27.19	9,593	22.82
> 36 - <= 42	80,773,639.86	13.26	3,986	9.48
> 42 - <= 48	39,840.93	0.01	3	0.01
> 48 - <= 53	0.00	0.00	0	0.00
> 53	0.00	0.00	0	0.00
<b>Total</b>	<b>609,015,987.35</b>	<b>100.00</b>	<b>42,030</b>	<b>100.00</b>

WA Remaining Term (in months):	20.55
Min (in months):	0.00
Max (in months):	43.00

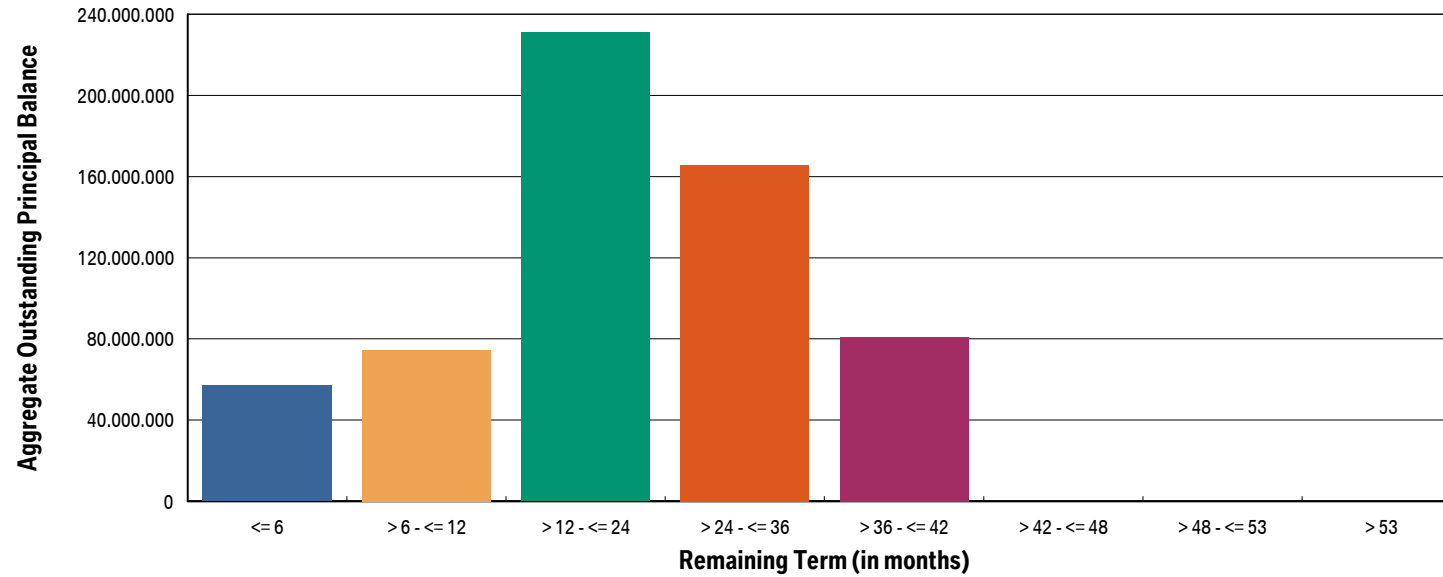
**Compartment German Auto Loans 7**  
**Monthly Investor Report**



Rolls-Royce  
 Motor Cars Limited

Reporting Date	Mar 11, 2019				
Payment Date	Mar 20, 2019				
Period No	17				
Monthly Period	Feb 28, 2019				
Interest Period	From	Feb 20, 2019	to	Mar 20, 2019	= 28 days

**20a. Remaining Term (graph)**



**Compartment German Auto Loans 7**  
**Monthly Investor Report**



Rolls-Royce  
Motor Cars Limited

Reporting Date	Mar 11, 2019			
Payment Date	Mar 20, 2019			
Period No	17			
Monthly Period	Feb 28, 2019			
Interest Period	From	Feb 20, 2019	to	Mar 20, 2019 = 28 days

**21. Original Term**

Initial Portfolio

Group (in months)	Aggregate Principal Balance (in EUR)	Aggregate Principal Balance (in % of total)	Number of Contracts	Number of Contracts (in % of total)
<= 6	0.00	0.00	0	0.00
> 6 - <= 12	741,642.57	0.07	269	0.46
> 12 - <= 24	41,782,594.85	3.89	4,381	7.53
> 24 - <= 36	508,474,086.15	47.29	27,485	47.24
> 36 - <= 42	5,442,641.12	0.51	386	0.66
> 42 - <= 48	285,160,953.22	26.52	14,779	25.40
> 48 - <= 53	773,733.14	0.07	51	0.09
> 53	232,924,234.28	21.66	10,825	18.61
<b>Total</b>	<b>1,075,299,885.33</b>	<b>100.00</b>	<b>58,176</b>	<b>100.00</b>

WA Original Term (in months):	43.87
Min (in months):	7.00
Max (in months):	120.00

# Compartment German Auto Loans 7

## Monthly Investor Report



Rolls-Royce  
Motor Cars Limited

Reporting Date	Mar 11, 2019			
Payment Date	Mar 20, 2019			
Period No	17			
Monthly Period	Feb 28, 2019			
Interest Period	From	Feb 20, 2019	to	Mar 20, 2019 = 28 days

### 21. Original Term

Portfolio as of: Feb 28, 2019

Group (in months)	Aggregate Outstanding Principal Balance (in EUR)	Aggregate Outstanding Principal Balance (in % of total)	Number of Contracts	Number of Contracts (in % of total)
<= 6	0.00	0.00	0	0.00
> 6 - <= 12	0.00	0.00	0	0.00
> 12 - <= 24	9,303,174.75	1.53	2,310	5.50
> 24 - <= 36	268,342,913.09	44.06	18,927	45.03
> 36 - <= 42	2,782,106.08	0.46	272	0.65
> 42 - <= 48	180,002,664.01	29.56	11,925	28.37
> 48 - <= 53	469,499.75	0.08	38	0.09
> 53	148,115,629.67	24.32	8,558	20.36
<b>Total</b>	<b>609,015,987.35</b>	<b>100.00</b>	<b>42,030</b>	<b>100.00</b>

WA Original Term (in months):	45.19
Min (in months):	18.00
Max (in months):	96.00

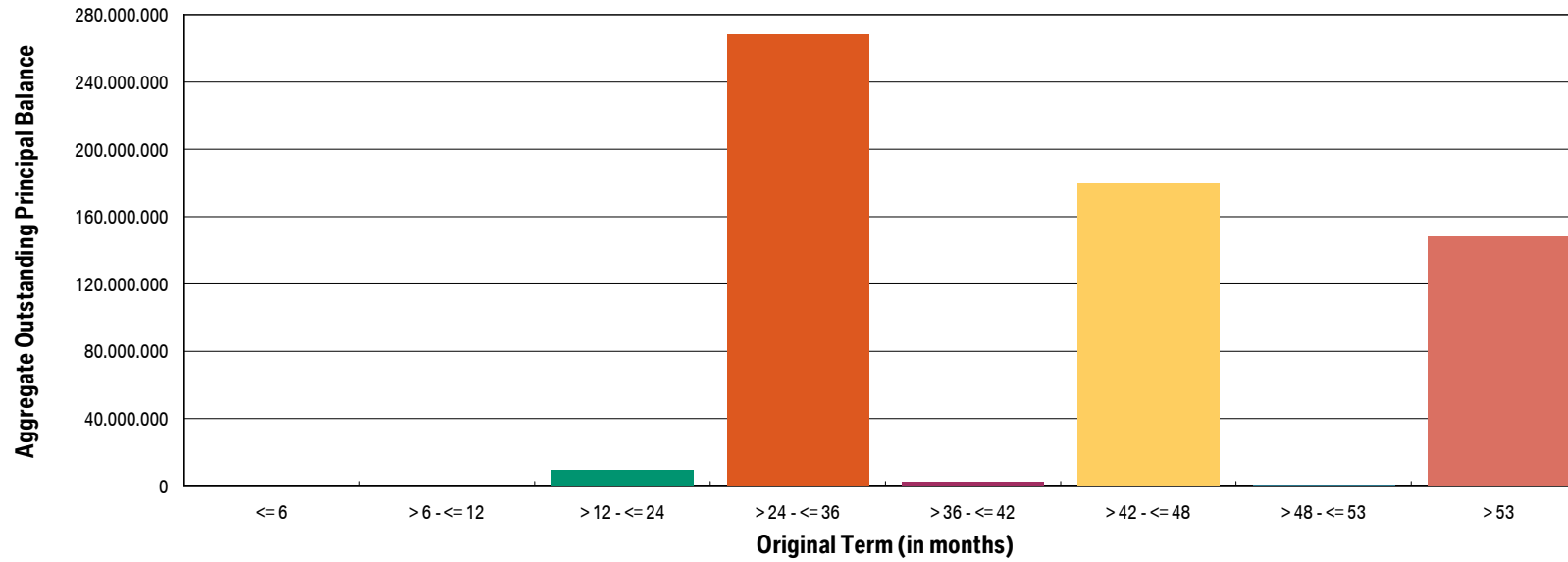
**Compartment German Auto Loans 7**  
**Monthly Investor Report**



Rolls-Royce  
 Motor Cars Limited

Reporting Date	Mar 11, 2019		
Payment Date	Mar 20, 2019		
Period No	17		
Monthly Period	Feb 28, 2019		
Interest Period	From	Feb 20, 2019	to Mar 20, 2019 = 28 days

**21a. Original Term (graph)**



**Compartment German Auto Loans 7**  
**Monthly Investor Report**



Rolls-Royce  
Motor Cars Limited

Reporting Date	Mar 11, 2019			
Payment Date	Mar 20, 2019			
Period No	17			
Monthly Period	Feb 28, 2019			
Interest Period	From	Feb 20, 2019	to	Mar 20, 2019 = 28 days

**22. Vehicle Class**

Initial Portfolio

Group	Aggregate Principal Balance (in EUR)	Aggregate Principal Balance (in % of total)	Number of Contracts	Number of Contracts (in % of total)
BMW 1 Series	124,156,707.04	11.55	9,479	16.29
BMW 2 Series	102,433,319.71	9.53	4,414	7.59
BMW 3 Series	161,594,042.71	15.03	9,553	16.42
BMW 4 Series	57,511,545.30	5.35	1,757	3.02
BMW 5 Series	154,036,449.18	14.32	7,004	12.04
BMW 6 Series	13,627,445.82	1.27	365	0.63
BMW 7 Series	17,876,857.30	1.66	590	1.01
BMW X1 Series	77,679,575.16	7.22	4,206	7.23
BMW X3 Series	62,911,891.13	5.85	2,830	4.86
BMW X4 Series	14,559,594.63	1.35	378	0.65
BMW X5 Series	56,974,044.39	5.30	1,642	2.82
BMW X6 Series	19,870,199.08	1.85	513	0.88
BMW Z Series	10,713,603.03	1.00	598	1.03
BMW i Series	3,039,138.94	0.28	91	0.16
MINI	136,089,516.00	12.66	8,921	15.33
Non BMW Group Models (incl. Motorcycles)	28,553,711.71	2.66	2,147	3.69
Other BMW Group (incl. Motorcycles)	33,672,244.20	3.13	3,688	6.34
<b>Total</b>	<b>1,075,299,885.33</b>	<b>100.00</b>	<b>58,176</b>	<b>100.00</b>

**Compartment German Auto Loans 7**  
**Monthly Investor Report**



Rolls-Royce  
Motor Cars Limited

Reporting Date	Mar 11, 2019			
Payment Date	Mar 20, 2019			
Period No	17			
Monthly Period	Feb 28, 2019			
Interest Period	From	Feb 20, 2019	to	Mar 20, 2019 = 28 days

**22.Vehicle Class**

Portfolio as of: Feb 28, 2019

Group	Aggregate Outstanding Principal Balance (in EUR)	Aggregate Outstanding Principal Balance (in % of total)	Number of Contracts	Number of Contracts (in % of total)
BMW 1 Series	65,785,306.60	10.80	6,595	15.69
BMW 2 Series	62,257,542.37	10.22	3,394	8.08
BMW 3 Series	89,960,522.29	14.77	6,799	16.18
BMW 4 Series	33,572,413.70	5.51	1,310	3.12
BMW 5 Series	86,564,482.71	14.21	5,099	12.13
BMW 6 Series	7,682,112.19	1.26	279	0.66
BMW 7 Series	8,820,940.93	1.45	385	0.92
BMW X1 Series	45,884,408.32	7.53	3,129	7.44
BMW X3 Series	36,325,183.72	5.96	2,092	4.98
BMW X4 Series	9,103,536.62	1.49	283	0.67
BMW X5 Series	33,096,768.14	5.43	1,169	2.78
BMW X6 Series	10,775,325.81	1.77	336	0.80
BMW Z Series	5,660,372.73	0.93	430	1.02
BMW i Series	1,720,002.33	0.28	68	0.16
MINI	80,901,361.50	13.28	6,685	15.91
Non BMW Group Models (incl. Motorcycles)	15,242,563.83	2.50	1,506	3.58
Other BMW Group (incl. Motorcycles)	15,663,143.56	2.57	2,471	5.88
<b>Total</b>	<b>609,015,987.35</b>	<b>100.00</b>	<b>42,030</b>	<b>100.00</b>

**Compartment German Auto Loans 7**  
**Monthly Investor Report**



Rolls-Royce  
Motor Cars Limited

Reporting Date	Mar 11, 2019			
Payment Date	Mar 20, 2019			
Period No	17			
Monthly Period	Feb 28, 2019			
Interest Period	From	Feb 20, 2019	to	Mar 20, 2019 = 28 days

**23. Payment Type**

Initial Portfolio:

Group	Aggregate Principal Balance (in EUR)	Aggregate Principal Balance (in % of total)	Number of Contracts	Number of Contracts (in % of total)
Direct debit	1,072,573,425.67	99.75	58,012	99.72
Self payment	2,726,459.66	0.25	164	0.28
<b>Total</b>	<b>1,075,299,885.33</b>	<b>100.00</b>	<b>58,176</b>	<b>100.00</b>

Portfolio as of: Feb 28, 2019

Group	Aggregate Outstanding Principal Balance (in EUR)	Aggregate Outstanding Principal Balance (in % of total)	Number of Contracts	Number of Contracts (in % of total)
Direct debit	600,948,484.15	98.68	41,031	97.62
Self payment	8,067,503.20	1.32	999	2.38
<b>Total</b>	<b>609,015,987.35</b>	<b>100.00</b>	<b>42,030</b>	<b>100.00</b>



**Compartment German Auto Loans 7**  
**Monthly Investor Report**



Rolls-Royce  
 Motor Cars Limited

Reporting Date	Mar 11, 2019			
Payment Date	Mar 20, 2019			
Period No	17			
Monthly Period	Feb 28, 2019			
Interest Period	From	Feb 20, 2019	to	Mar 20, 2019 = 28 days

**24. Interest Rates**

		Weighted Average Nominal Interest Rate (in %)	
Aggregate Principal Balance (Initial)	1,075,299,885.33		3.20
Aggregate Outstanding Principal Balance	609,015,987.35		3.11

**Compartment German Auto Loans 7**  
**Monthly Investor Report**



Rolls-Royce  
Motor Cars Limited

Reporting Date	Mar 11, 2019			
Payment Date	Mar 20, 2019			
Period No	17			
Monthly Period	Feb 28, 2019			
Interest Period	From	Feb 20, 2019	to	Mar 20, 2019 = 28 days

**25. Credit Type**

Initial Portfolio

Credit Type	Aggregate Principal Balance (in EUR)	Aggregate Principal Balance (in % of total)	Number of Contracts	Number of Contracts (in % of total)
Balloon	1,062,022,231.05	98.77	56,097	96.43
Equal Instalment Loan	13,277,654.28	1.23	2,079	3.57
<b>Total</b>	<b>1,075,299,885.33</b>	<b>100.00</b>	<b>58,176</b>	<b>100.00</b>

Portfolio as of: Feb 28, 2019

Credit Type	Aggregate Outstanding Principal Balance (in EUR)	Aggregate Outstanding Principal Balance (in % of total)	Number of Contracts	Number of Contracts (in % of total)
Balloon	604,844,345.21	99.32	40,913	97.34
Equal Instalment Loan	4,171,642.14	0.68	1,117	2.66
<b>Total</b>	<b>609,015,987.35</b>	<b>100.00</b>	<b>42,030</b>	<b>100.00</b>

**Compartment German Auto Loans 7**  
**Monthly Investor Report**



Rolls-Royce  
Motor Cars Limited

Reporting Date	Mar 11, 2019			
Payment Date	Mar 20, 2019			
Period No	17			
Monthly Period	Feb 28, 2019			
Interest Period	From	Feb 20, 2019	to	Mar 20, 2019 = 28 days

**26. Contracts Per Customer**

Initial Portfolio :

Group	Aggregate Principal Balance (in EUR)	Aggregate Principal Balance (in % of total)	Number of Contracts	Number of Contracts (in % of total)
1	1,018,379,438.01	94.71	55,690	95.73
2 - 4	50,359,193.50	4.68	2,194	3.77
5 - 7	1,300,446.96	0.12	59	0.10
8 - 10	106,131.77	0.01	16	0.03
> 10	5,154,675.09	0.48	217	0.37
<b>Total</b>	<b>1,075,299,885.33</b>	<b>100.00</b>	<b>58,176</b>	<b>100.00</b>

Portfolio as of: Feb 28, 2019

Group	Aggregate Outstanding Principal Balance (in EUR)	Aggregate Outstanding Principal Balance (in % of total)	Number of Contracts	Number of Contracts (in % of total)
1	587,774,292.97	96.51	40,822	97.13
2 - 4	19,514,119.91	3.20	1,086	2.58
5 - 7	309,354.21	0.05	30	0.07
8 - 10	222,416.65	0.04	10	0.02
> 10	1,195,803.61	0.20	82	0.20
<b>Total</b>	<b>609,015,987.35</b>	<b>100.00</b>	<b>42,030</b>	<b>100.00</b>

**Compartment German Auto Loans 7**  
**Monthly Investor Report**



Rolls-Royce  
Motor Cars Limited

Reporting Date	Mar 11, 2019			
Payment Date	Mar 20, 2019			
Period No	17			
Monthly Period	Feb 28, 2019			
Interest Period	From	Feb 20, 2019	to	Mar 20, 2019 = 28 days

**27. Amortisation**

Initial Portfolio

Period	Principal Balance (in EUR)
	1,075,299,885.33
1	1,060,943,391.23
2	1,046,546,518.25
3	1,028,143,480.96
4	1,009,946,120.87
5	991,276,856.02
6	971,651,928.95
7	951,997,456.32
8	932,474,767.43
9	912,587,307.97
10	890,868,439.21
11	869,990,343.74
12	849,480,237.36
13	829,978,972.02
14	810,931,432.99
15	790,929,469.38
16	772,219,217.94
17	750,648,817.76
18	726,612,568.15
19	702,257,186.81
20	679,888,041.08
21	655,697,343.74
22	633,150,616.59
23	613,571,691.51
24	593,874,982.31
25	573,575,290.96
26	553,638,349.72
27	532,836,607.01
28	515,589,425.57
29	477,211,044.30

Current Portfolio

Period	Principal Balance in EUR	Reduction in EUR
	609,015,987.35	
1	588,998,642.85	20,017,344.50
2	571,276,095.13	17,722,547.72
3	554,156,190.33	17,119,904.80
4	535,241,805.70	18,914,384.63
5	517,246,880.39	17,994,925.31
6	501,515,043.94	15,731,836.45
7	485,780,892.85	15,734,151.09
8	469,646,988.52	16,133,904.33
9	453,447,512.52	16,199,476.00
10	436,743,842.61	16,703,669.91
11	423,059,650.71	13,684,191.90
12	392,380,182.97	30,679,467.74
13	349,946,054.96	42,434,128.01
14	311,428,110.88	38,517,944.08
15	276,251,235.69	35,176,875.19
16	236,846,664.37	39,404,571.32
17	229,672,310.67	7,174,353.70
18	222,854,990.08	6,817,320.59
19	216,196,245.72	6,658,744.36
20	208,897,743.17	7,298,502.55
21	201,177,550.49	7,720,192.68
22	193,142,785.10	8,034,765.39
23	185,541,735.75	7,601,049.35
24	164,622,556.54	20,919,179.21
25	140,042,608.96	24,579,947.58
26	119,156,876.27	20,885,732.69
27	99,309,510.81	19,847,365.46
28	76,312,514.22	22,996,996.59
29	72,725,994.09	3,586,520.13

**Compartment German Auto Loans 7**  
**Monthly Investor Report**



Rolls-Royce  
Motor Cars Limited

Reporting Date	Mar 11, 2019		
Payment Date	Mar 20, 2019		
Period No	17		
Monthly Period	Feb 28, 2019		
Interest Period	From	Feb 20, 2019	to Mar 20, 2019 = 28 days

**27. Amortisation**

Initial Portfolio

Period	Principal Balance (in EUR)
30	425,194,308.95
31	378,332,531.28
32	336,316,528.85
33	289,247,873.94
34	280,298,657.42
35	271,916,844.49
36	263,687,868.36
37	254,598,533.08
38	244,763,914.79
39	234,739,277.31
40	225,614,638.49
41	199,638,859.87
42	170,229,127.29
43	145,192,330.37
44	121,255,944.52
45	93,869,705.18
46	89,405,174.31
47	85,501,055.08
48	81,172,434.65
49	77,410,499.88
50	73,828,614.72
51	70,432,279.34
52	67,340,372.25
53	55,044,094.06
54	39,464,117.62
55	26,196,870.79
56	13,694,526.94
57	11,530.21
58	4,318.90
59	1,770.62

Current Portfolio

Period	Principal Balance in EUR	Reduction in EUR
30	69,484,136.64	3,241,857.45
31	65,914,185.15	3,569,951.49
32	62,888,165.20	3,026,019.95
33	60,009,789.50	2,878,375.70
34	57,276,296.85	2,733,492.65
35	54,763,392.21	2,512,904.64
36	45,176,789.62	9,586,602.59
37	32,493,133.05	12,683,656.57
38	21,837,855.92	10,655,277.13
39	11,445,687.15	10,392,168.77
40	7,241.10	11,438,446.05
41	2,143.36	5,097.74
42	1,024.02	1,119.34
43	0.00	1,024.02
44	0.00	0.00
45	0.00	0.00
46	0.00	0.00
47	0.00	0.00
48	0.00	0.00
49	0.00	0.00
50	0.00	0.00
51	0.00	0.00
52	0.00	0.00
53	0.00	0.00
54	0.00	0.00
55	0.00	0.00
56	0.00	0.00
57	0.00	0.00
58	0.00	0.00
59	0.00	0.00

**Compartment German Auto Loans 7**  
**Monthly Investor Report**



Rolls-Royce  
 Motor Cars Limited

Reporting Date	Mar 11, 2019			
Payment Date	Mar 20, 2019			
Period No	17			
Monthly Period	Feb 28, 2019			
Interest Period	From	Feb 20, 2019	to	Mar 20, 2019 = 28 days

**27. Amortisation**

Initial Portfolio

Period	Principal Balance (in EUR)
60	0.00

Current Portfolio

Period	Principal Balance in EUR	Reduction in EUR
60	0.00	0.00

**Compartment German Auto Loans 7**  
**Monthly Investor Report**



Rolls-Royce  
 Motor Cars Limited

Reporting Date	Mar 11, 2019			
Payment Date	Mar 20, 2019			
Period No	17			
Monthly Period	Feb 28, 2019			
Interest Period	From	Feb 20, 2019	to	Mar 20, 2019 = 28 days

**28. Priority of Payments**

**Priority of Payments\***

Available Distribution Amount	+	33,701,508.73
Taxes	-	4,497.89
Trustee Payment	-	0.00
Senior Expenses	-	6,643.15
Swap Net Payment	-	28,373.34
Class A Interest	-	13,100.00
Class B Interest	-	58,568.34
Cash Reserve	-	5,380,000.00
Principal Class A	-	28,210,326.01
Principal Class B	-	0.00
Swap Termination Event	-	0.00
Subordinated Loan Interest	-	0.00
Subordinated Loan Principal	-	0.00
Seller	-	0.00

\*all Amounts in EUR

**Compartment German Auto Loans 7**  
**Monthly Investor Report**



Rolls-Royce  
Motor Cars Limited

Reporting Date	Mar 11, 2019			
Payment Date	Mar 20, 2019			
Period No	17			
Monthly Period	Feb 28, 2019			
Interest Period	From	Feb 20, 2019	to	Mar 20, 2019 = 28 days

**29. Transaction Costs**

	<b>Class A</b>	<b>Class B</b>	<b>Subordinated Loan</b>	<b>Total</b>
Senior Expenses				<b>6,643.15</b>
Interest accrued for the Period (in EUR)	<b>13,100.00</b>	<b>58,568.34</b>	<b>3,690.68</b>	<b>75,359.02</b>
Interest payments for the Period (in EUR)	<b>13,100.00</b>	<b>58,568.34</b>	<b>0.00</b>	<b>71,668.34</b>
Cumulative Interest Payments (in EUR)	<b>330,100.00</b>	<b>1,083,491.70</b>	<b>0.00</b>	<b>1,413,591.70</b>
Unpaid Interest for the Period (in EUR)	<b>0.00</b>	<b>0.00</b>	<b>3,690.68</b>	<b>3,690.68</b>
Cumulative Unpaid Interest (in EUR)	<b>0.00</b>	<b>0.00</b>	<b>68,138.92</b>	<b>68,138.92</b>



**Compartment German Auto Loans 7**  
**Monthly Investor Report**



Rolls-Royce  
Motor Cars Limited

Reporting Date	Mar 11, 2019			
Payment Date	Mar 20, 2019			
Period No	17			
Monthly Period	Feb 28, 2019			
Interest Period	From	Feb 20, 2019	to	Mar 20, 2019 = 28 days

**30. Ratings**

			Fitch	S&P	Moody's	DBRS
<b>Notes - current ratings</b>						
	Class A		AAA	N/A	Aaa	N/A
	Class B		N/A	N/A	N/A	N/A

			Fitch	S&P	Moody's	DBRS	Trigger Breached
<b>Transaction Parties - current ratings</b>							
	BMW AG	long term	N/A	A+	A1	A high	no
		short term	N/A	A-1	P-1	N/A	no
<b>Issuer Account Bank:</b>	Bank of New York Mellon, Frankfurt Branch	long term	AA	N/A	Aa1	N/A	no
		short term	F1+	N/A	P-1	N/A	no
<b>Swap Provider:</b>	Skandinaviska Enskilda Banken AB (publ)	long term	AA-	N/A	Aa3	N/A	no
		short term	F1+	N/A	P-1	N/A	no
<b>Calculation Agent:</b>	Bank of New York Mellon, London Branch	long term	AA	N/A	Aa1	N/A	no
		short term	F1+	N/A	P-1	N/A	no
<b>Trustee:</b>	BNY Mellon Corporate Trustee Services Limited	long term	AA	N/A	Aa1	N/A	no
		short term	F1+	N/A	P-1	N/A	no

			Fitch	S&P	Moody's	DBRS
<b>Transaction Parties - required ratings</b>						
	BMW AG	long term	N/A	N/A	A2	N/A
		short term	N/A	N/A	P-1	N/A
<b>Issuer Account Bank:</b>	Bank of New York Mellon, Frankfurt Branch	long term	A	N/A	A2	N/A
		short term	F1	N/A	P-1	N/A
<b>Swap Provider:</b>	Skandinaviska Enskilda Banken AB (publ)	long term	A	N/A	A2	N/A
		short term	F1	N/A	P-1	N/A

**Compartment German Auto Loans 7**  
**Monthly Investor Report**



Rolls-Royce  
Motor Cars Limited

Reporting Date	Mar 11, 2019			
Payment Date	Mar 20, 2019			
Period No	17			
Monthly Period	Feb 28, 2019			
Interest Period	From	Feb 20, 2019	to	Mar 20, 2019 = 28 days

**31. Swap Counterparty Data**

<b>Swap Counterparty Data</b>	
Swap counterparty provider	Skandinaviska Enskilda Banken AB (publ)
Swap termination event	No

<b>Swap Data</b>	
Swap type	Fixed floating interest rate swap
Notional amount (in EUR)	528,149,101.66
Fixed rate (in %)	-0.2790
Floating rate (Euribor in %)	-0.3680
Net swap payments (in EUR) (- from SPV / + to SPV)	-28,373.34