



Bavarian Sky S.A., Compartment German Auto Loans 7

Monthly Investor Report - December 2018

**BMW
GROUP**



Rolls-Royce
Motor Cars Limited

Compartment German Auto Loans 7

Monthly Investor Report



Rolls-Royce
Motor Cars Limited

Reporting Date	Jan 10, 2019
Payment Date	Jan 21, 2019
Period No	15
Monthly Period	Dec 31, 2018
Interest Period	From Dec 20, 2018 to Jan 21, 2019 = 32 days

Cover Sheet Monthly Investor Report

Index

1. Contact Information
2. Reporting Contact Details
3. Counterparty History
4. Overview Dates
5. Portfolio information
6. Reserves
7. Performance data
8. Defaulted Amount & Recovery Amount
9. Defaulted Amount & Recovery Amount - Loan Level Data
10. Outstanding Note Balance
11. Original Principal Balance
12. Aggregate Principal Balance
13. Aggregate Outstanding Principal Balance
14. Down Payments
15. Borrower Concentration
16. Geographical Distribution
17. Car Type & Customer Group
18. Delinquencies
19. Seasoning
20. Remaining Term
21. Original Term
22. Vehicle Class
23. Payment Type
24. Interest Rates
25. Credit Type
26. Contracts per Customer
27. Amortisation
28. Priority of Payments
29. Transaction Costs
30. Ratings
31. Swap Counterparties

Compartment German Auto Loans 7

Monthly Investor Report



Rolls-Royce
Motor Cars Limited

Reporting Date	Jan 10, 2019
Payment Date	Jan 21, 2019
Period No	15
Monthly Period	Dec 31, 2018
Interest Period	From Dec 20, 2018 to Jan 21, 2019 = 32 days

1. Contact Information

Transaction Parties

Issuer:

Bavarian Sky S.A.
Acting in respect of its Compartment German Auto Loans 7
2a, rue Nicolas Bové
L-1253 Luxembourg
Luxembourg
Attn.: Valérie Schleimer
valerie.schleimer@intertrustgroup.com
+352 26 563171

Corporate Administrator:

Intertrust (Luxembourg) S.à r.l.
6, Rue Eugène Ruppert
L-2453 Luxembourg
Luxembourg
Attn.: Valérie Schleimer
valerie.schleimer@intertrustgroup.com
+352 26 44 91

Originator/Servicer:

BMW Bank GmbH
Heidemannstrasse 164
80939 Munich
Germany
Attn.: Antoun Zakhour
abs.bmwgroup@bmw.de
+49-89-382-61467
Attn.: Michael Dalchow
abs.bmwgroup@bmw.de
+49-89-382-53070

Compartment German Auto Loans 7

Monthly Investor Report



Rolls-Royce
Motor Cars Limited

Reporting Date	Jan 10, 2019
Payment Date	Jan 21, 2019
Period No	15
Monthly Period	Dec 31, 2018
Interest Period	From Dec 20, 2018 to Jan 21, 2019 = 32 days

1. Contact Information

Transaction Parties

**Calculation Agent/Paying Agent/
Interest Determination Agent:**

Bank of New York Mellon, London Branch

One Canada Square
E14 5AL London
United Kingdom
Attn.: Corporate Trust Administration
BNYM.structured.finance.team.8@bnymellon.com

Trustee:

BNY Mellon Corporate Trustee Services Limited

One Canada Square
E14 5AL London
United Kingdom
Attn.: Corporate Trust Administration
BNYM.structured.finance.team.8@bnymellon.com

Issuer Account Bank:

Bank of New York Mellon, Frankfurt Branch

Friedrich-Ebert-Anlage 49, Messeturm
60327 Frankfurt am Main
Germany
Attn.: Corporate Trust Administrator
BNYM.Structured.Finance.Team.8@bnymellon.com

Compartment German Auto Loans 7

Monthly Investor Report

BMW
GROUP



Rolls-Royce
Motor Cars Limited

Reporting Date	Jan 10, 2019
Payment Date	Jan 21, 2019
Period No	15
Monthly Period	Dec 31, 2018
Interest Period	From Dec 20, 2018 to Jan 21, 2019 = 32 days

1. Contact Information

Transaction Parties

Data Trustee:

Bank of New York Mellon, Frankfurt Branch

Friedrich-Ebert-Anlage 46, Messeturm
60327 Frankfurt am Main
Germany
Attn.: Corporate Trust Administration
BNYM.structured.finance.team.8@bnymellon.com

Swap Counterparty:

Skandinaviska Enskilda Banken AB (publ)

Kungsträdgårdsgatan 8
SE-106 40 Stockholm
Sweden
docunit@seb.se

Rating Agencies:

Fitch Ratings Ltd

30 North Colonnade, Canary Wharf
E14 5GN London
United Kingdom
ABSsurveillance@fitchratings.com

Moody's Investors Service Limited

One Canada Square, Canary Wharf
E14 5FH London
United Kingdom
monitor.abs@moodys.com

Compartment German Auto Loans 7

Monthly Investor Report



Rolls-Royce
Motor Cars Limited

Reporting Date	Jan 10, 2019
Payment Date	Jan 21, 2019
Period No	15
Monthly Period	Dec 31, 2018
Interest Period	From Dec 20, 2018 to Jan 21, 2019 = 32 days

2. Reporting Contact Details

Contact for Servicer Report (Portfolio related information in Investor Report)

Contact for Investor Reporting:

BMW Bank GmbH

Heidemannstrasse 164
80939 Munich
Germany

Attn.: Antoun Zakhour
abs.bmwgroup@bmw.de
+49-89-382-61467

Attn.: Michael Dalchow
abs.bmwgroup@bmw.de
+49-89-382-53070

Calculation Agent:

Bank of New York Mellon, London Branch

One Canada Square
E14 5AL London
United Kingdom
Attn. Corporate Trust Administration
BNYM.structured.finance.team.8@bnymellon.com

Compartment German Auto Loans 7

Monthly Investor Report



Reporting Date	Jan 10, 2019
Payment Date	Jan 21, 2019
Period No	15
Monthly Period	Dec 31, 2018
Interest Period	From Dec 20, 2018 to Jan 21, 2019 = 32 days

3. Counterparty History

Replacement Party to be added if applicable

Compartment German Auto Loans 7
Monthly Investor Report



Rolls-Royce
 Motor Cars Limited

Reporting Date	Jan 10, 2019			
Payment Date	Jan 21, 2019			
Period No	15			
Monthly Period	Dec 31, 2018			
Interest Period	From	Dec 20, 2018	to	Jan 21, 2019 = 32 days

4. Overview Dates

Initial Cut-Off Date:	30/09/2017		
Issue Date:	18/10/2017	Legal Maturity Date:	20/10/2024
Reporting Date	10/01/2019		
Investor Reporting Date	17/01/2019		
Interest Determination Date	18/12/2018		
Reporting Frequency:	monthly		
Monthly Period No. (since Issue Date):	15	(since Issue Date)	
Payment Date:	21/01/2019		
Next Payment Date	20/02/2019		
Monthly Period:	01/12/2018	until	31/12/2018

Compartment German Auto Loans 7

Monthly Investor Report



Rolls-Royce
Motor Cars Limited

Reporting Date	Jan 10, 2019		
Payment Date	Jan 21, 2019		
Period No	15		
Monthly Period	Dec 31, 2018		
Interest Period	From	Dec 20, 2018	to Jan 21, 2019 = 32 days

5. Portfolio information

	current period	prior period
Outstanding receivables in EUR	Aggregate outstanding principal balance	Aggregate outstanding principal balance
Beginning of period in EUR	684,933,525.47	711,176,198.59
Scheduled principal payments in EUR	14,602,194.02	14,992,282.72
Prepayment* principal in EUR	8,576,999.26	9,515,379.41
Prepayments* number of contracts	590	660
Repurchases* principal in EUR	845,631.16	1,611,318.85
Repurchases* number of contracts	51	93
Total principal collections in EUR	24,024,824.44	26,118,980.98
Total interest collections in EUR	1,756,283.93	1,837,391.48
Defaulted Amounts in EUR	317.952,16	236,693.50
Recoveries in EUR	109,040.43	113,001.36
Late Recoveries in EUR	15,491.36	5,633.87
End of Period in EUR	660,699,789.30	684,933,525.47
Current prepayment rate (annualised) in %	14.32	15.22

* Prepayments are defined as all contracts that are early settled by the borrower and repurchases are defined as all contracts that are repurchased due to modification of contract.

Compartment German Auto Loans 7
Monthly Investor Report



Rolls-Royce
Motor Cars Limited

Reporting Date	Jan 10, 2019				
Payment Date	Jan 21, 2019				
Period No	15				
Monthly Period	Dec 31, 2018				
Interest Period	From	Dec 20, 2018	to	Jan 21, 2019	= 32 days

6. Reserves

Aggregate outstanding notes balance

Initial outstanding notes balance in EUR 1,075,300,000.00

Cash Reserve	in EUR
Outstanding cash reserve beginning of period	5,380,000.00
Interest on cash reserve - previous period	0.00
Required cash reserve	5,380,000.00
Outstanding cash reserve end of period	5,380,000.00

Triggers*								
Reserves	Current ratio	Trigger	Required Rating BMW AG				Trigger Breach	
			Fitch	S&P	Moody's	DBRS		
Commingling Reserve			Long Term	A	N/A	A2	N/A	no
			Short Term	F1	N/A	P-1	N/A	no

* Breach of one of these triggers in conjunction with any other event as set out in the Servicing Agreement and / or the Receivables Purchase Agreement will oblige BMW Bank GmbH to post additional cash collateral. The Reserves will be adjusted on a monthly basis and shall be deposited in the Issuer Account and exclusively reserved to cover risks.

Commingling Reserve	in EUR
Outstanding Commingling Reserve end of period	0.00

Set-Off Risk (current ratio): 0,00%

Compartment German Auto Loans 7
Monthly Investor Report



Rolls-Royce
Motor Cars Limited

Reporting Date	Jan 10, 2019		
Payment Date	Jan 21, 2019		
Period No	15		
Monthly Period	Dec 31, 2018		
Interest Period	From	Dec 20, 2018	to Jan 21, 2019 = 32 days

7. Performance data

Aggregate outstanding notes balance

Beginning of period (in EUR)	655,452,595.02
End of period (in EUR)	629,796,147.56

Ratios

31- 60 days past due

	(in EUR)	(in %)
31- 60 days past due period before previous period	944,623.05	0.13
31- 60 days past due previous period	1,112,844.03	0.16
31- 60 days past due current period	1,464,242.56	0.22

61- 90 days past due

	(in EUR)	(in %)
61- 90 days past due period before previous period	216,988.99	0.03
61- 90 days past due previous period	353,339.59	0.05
61- 90 days past due current period	569,361.12	0.09

Cumulative net loss ratio

	Current ratio
Cumulative net loss ratio (in %)	0.13

Compartment German Auto Loans 7
Monthly Investor Report



Rolls-Royce
Motor Cars Limited

Reporting Date	Jan 10, 2019		
Payment Date	Jan 21, 2019		
Period No	15		
Monthly Period	Dec 31, 2018		
Interest Period	From	Dec 20, 2018	to Jan 21, 2019 = 32 days

7. Performance data

Performance data	
Number of contracts being 31 - 60 days delinquent	81
Number of contracts being 61 - 90 days delinquent	32
Balance of contracts being 31 - 60 days delinquent (in EUR)	1,464,242.56
Balance of contracts being 61 - 90 days delinquent (in EUR)	569,361.12
Defaulted amounts (in EUR)	317.952
Cumulative defaulted amounts (in EUR)	3.034.871
Recoveries (in EUR)	109,040.43
Cumulative recoveries (in EUR)	1,585,430.47

Compartment German Auto Loans 7
Monthly Investor Report



Rolls-Royce
Motor Cars Limited

Reporting Date	Jan 10, 2019			
Payment Date	Jan 21, 2019			
Period No	15			
Monthly Period	Dec 31, 2018			
Interest Period	From	Dec 20, 2018	to	Jan 21, 2019 = 32 days

8. Defaulted Amount & Recovery Amount

(as at end of Monthly Period)

Collection Period	No. of Defaulted Agreements in Collection Period	Defaulted Amount in Collection Period (in EUR)	Cumulative Defaulted Amount since Initial Cut-Off Date (in EUR)	Cumulative Amount of Purchased Receivables (in EUR)	Cumulative Default Ratio (in %)	Recovery Amount in Collection Period (in EUR)	Cumulative Recoveries since Initial Cut-Off Date (in EUR)	Cumulative Net Losses (in EUR)	Cumulative Net Loss Ratio (in %)
Sept - 17	0	n/a	n/a	1,075,299,885.00	n/a	n/a	n/a	n/a	n/a
Oct - 17	12	62.01	62.01	1,075,299,885.00	0.00	0.00	0.00	62.00	0.00
Nov - 17	18	79.32	141.33	1,075,299,885.00	0.00	0.00	0.00	141.00	0.00
Dec - 17	17	65.10	206.43	1,075,299,885.00	0.00	0.00	0.00	206.00	0.00
Jan - 18	20	87,506.96	87,713.39	1,075,299,885.00	0.01	51,683.18	51,683.18	36,030.00	0.00
Feb - 18	18	84,172.99	171,886.38	1,075,299,885.00	0.02	61,520.07	113,203.25	58,683.00	0.01
Mar - 18	14	129,057.18	300,943.56	1,075,299,885.00	0.03	61,859.37	175,062.62	125,881.00	0.01
Apr - 18	22	83,113.92	384,057.48	1,075,299,885.00	0.04	41,694.28	216,756.90	167,301.00	0.02
May - 18	24	267,416.46	651,473.94	1,075,299,885.00	0.06	114,363.34	331,120.24	320,354.00	0.03
June - 18	25	327,360.95	978,834.89	1,075,299,885.00	0.09	162,353.97	493,474.21	485,361.00	0.05
July - 18	20	245,137.39	1,223,972.28	1,075,299,885.00	0.11	136,969.99	630,444.20	593,528.00	0.06
Aug - 18	34	471,551.50	1,695,523.78	1,075,299,885.00	0.16	269,691.87	900,136.07	795,388.00	0.07
Sept - 18	24	368,588.76	2,064,112.54	1,075,299,885.00	0.19	222,746.68	1,122,882.75	941,230.00	0.09
Oct - 18	37	416,112.35	2,480,224.89	1,075,299,885.00	0.23	240,505.93	1,363,388.68	1,116,836.00	0.10
Nov - 18	31	236,693.50	2,716,918.39	1,075,299,885.00	0.25	113,001.36	1,476,390.04	1,240,528.00	0.12
Dec - 18	20	317,952.16	3,034,870.55	1,075,299,885.00	0.28	109,040.43	1,585,430.47	1,449,440.00	0.13

Compartment German Auto Loans 7
Monthly Investor Report



Rolls-Royce
Motor Cars Limited

Reporting Date	Jan 10, 2019		
Payment Date	Jan 21, 2019		
Period No	15		
Monthly Period	Dec 31, 2018		
Interest Period	From	Dec 20, 2018	to Jan 21, 2019 = 32 days

9. Defaulted Amount & Recovery Amount - Loan Level Data*

	Month / Year of Default	Month / Year of Loan Origination	Principal Balance (Initial in EUR)	Principal Balance of Loan at Default (in EUR)	Recovery Total (in EUR)	Principal Balance End of Period (in EUR)	Object Type (new / used)	Vehicle Series	Customer Type (private / commercial)	Out of Deal (Month / Year)
1	Jan - 18	Sept - 14	16,351.13	16,351.13	12,044.87	4,306.26	Used	5 Series	Commercial	
2	Jan - 18	June - 13	12,963.55	12,963.55	12,171.52	792.03	Used	5 Series	Private	
3	Jan - 18	Feb - 16	15,652.00	15,652.00	8,583.73	7,068.27	Used	X1 Series	Commercial	
4	Jan - 18	May - 17	38,255.90	37,796.02	37,796.02	0.00	Used	5 Series	Commercial	
5	Feb - 18	July - 16	26,755.60	26,145.58	18,020.29	8,125.29	Used	5 Series	Commercial	
6	Feb - 18	Feb - 17	9,447.90	9,295.57	8,097.14	1,198.43	Used	Other BMW Group	Private	
7	Feb - 18	Aug - 16	12,385.40	361.40	-12.84	374.24	Used	MINI	Commercial	
8	Mar - 18	June - 17	7,754.36	7,672.08	7,672.08	0.00	New	3 Series	Commercial	
9	Mar - 18	Feb - 17	27,414.41	12,056.53	888.06	11,168.47	Used	5 Series	Commercial	
10	Mar - 18	June - 17	61,865.07	61,865.07	16,004.71	45,860.36	New	7 Series	Commercial	
11	Apr - 18	May - 17	33,020.68	16,725.26	151.54	16,573.72	Used	5 Series	Commercial	
12	May - 18	Jan - 16	21,138.17	20,707.29	12,795.45	7,911.84	New	2 Series	Commercial	
13	May - 18	Mar - 17	25,856.04	12,152.61	0.00	12,152.61	Used	X5 Series	Commercial	
14	May - 18	Mar - 17	66,717.12	66,557.12	51,279.48	15,277.64	New	X6 Series	Commercial	
15	May - 18	Apr - 16	20,929.31	20,385.90	12,193.09	8,192.81	New	2 Series	Commercial	
16	May - 18	June - 17	18,307.55	17,407.53	13,418.87	3,988.66	Used	7 Series	Commercial	
17	May - 18	Feb - 17	10,502.59	9,919.52	6,627.27	3,292.25	Used	MINI	Private	
18	May - 18	May - 17	51,041.47	19,980.05	-59.93	20,039.98	Used	X6 Series	Commercial	
19	May - 18	June - 17	37,045.24	34,446.44	19,156.74	15,289.70	Used	7 Series	Commercial	
20	May - 18	Sept - 15	18,305.20	16,940.56	12,073.00	4,867.56	New	1 Series	Private	
21	May - 18	Feb - 17	23,033.85	20,900.66	15,264.49	5,636.17	New	3 Series	Commercial	
22	June - 18	June - 16	24,340.07	23,322.85	16,856.57	6,466.28	Used	X5 Series	Commercial	
23	June - 18	Dec - 15	28,372.42	25,452.38	0.00	25,452.38	Used	X3 Series	Commercial	
24	June - 18	Dec - 16	26,532.31	25,907.47	12,598.12	13,309.35	Used	1 Series	Commercial	
25	June - 18	June - 17	23,633.84	22,611.14	12,624.08	9,987.06	Used	X3 Series	Private	
26	June - 18	May - 17	35,563.19	34,218.47	34,218.47	0.00	Used	4 Series	Commercial	
27	June - 18	May - 16	35,814.39	33,496.35	19,435.00	14,061.35	New	2 Series	Private	
28	June - 18	Nov - 14	23,535.49	23,085.05	2,993.07	20,091.98	Used	5 Series	Commercial	
29	July - 18	Mar - 17	19,927.47	19,346.42	19,346.42	0.00	New	3 Series	Commercial	

Compartment German Auto Loans 7
Monthly Investor Report



Rolls-Royce
Motor Cars Limited

Reporting Date	Jan 10, 2019		
Payment Date	Jan 21, 2019		
Period No	15		
Monthly Period	Dec 31, 2018		
Interest Period	From	Dec 20, 2018	to Jan 21, 2019 = 32 days

9. Defaulted Amount & Recovery Amount - Loan Level Data*

	Month / Year of Default	Month / Year of Loan Origination	Principal Balance (Initial in EUR)	Principal Balance of Loan at Default (in EUR)	Recovery Total (in EUR)	Principal Balance End of Period (in EUR)	Object Type (new / used)	Vehicle Series	Customer Type (private / commercial)	Out of Deal (Month / Year)
30	July - 18	Mar - 17	34,988.88	34,586.11	18,403.94	16,182.17	Used	5 Series	Commercial	
31	July - 18	Jan - 17	28,522.72	28,007.56	0.00	28,007.56	Used	X5 Series	Commercial	
32	July - 18	June - 14	13,592.72	12,259.74	5,990.07	6,269.67	Used	1 Series	Commercial	
33	July - 18	July - 16	28,419.61	28,114.57	0.00	28,114.57	New	MINI	Commercial	
34	July - 18	May - 16	34,023.99	30,600.34	13,450.45	17,149.89	Used	7 Series	Commercial	
35	Aug - 18	Aug - 15	24,999.79	23,017.72	17,680.97	5,336.75	New	2 Series	Private	
36	Aug - 18	Apr - 15	962.41	726.59	12.44	714.15	Used	Non BMW Group (incl. Motorcycles)	Private	
37	Aug - 18	Apr - 17	16,845.57	16,217.29	0.00	16,217.29	Used	X5 Series	Commercial	
38	Aug - 18	Nov - 16	36,644.59	33,513.92	19,526.20	13,987.72	Used	5 Series	Commercial	
39	Aug - 18	Mar - 17	10,482.03	9,302.52	5,869.68	3,432.84	Used	1 Series	Commercial	
40	Aug - 18	May - 17	25,352.83	19,045.67	19,045.67	0.00	Used	5 Series	Commercial	
41	Aug - 18	July - 16	73,943.14	70,559.52	45,088.15	25,471.37	New	7 Series	Commercial	
42	Aug - 18	Sept - 13	17,269.90	15,987.38	9,760.00	6,227.38	Used	3 Series	Private	
43	Aug - 18	Dec - 16	52,254.96	49,582.81	35,265.10	14,317.71	New	Non BMW Group (incl. Motorcycles)	Commercial	
44	Aug - 18	Mar - 17	14,042.31	13,825.55	0.00	13,825.55	Used	Non BMW Group (incl. Motorcycles)	Commercial	
45	Aug - 18	Oct - 16	50,943.75	48,088.32	27,713.71	20,374.61	New	X4 Series	Commercial	
46	Aug - 18	May - 16	36,849.12	33,470.06	28,002.23	5,467.83	New	3 Series	Commercial	
47	Aug - 18	Jan - 15	1,348.70	238.79	238.79	0.00	Used	MINI	Private	
48	Aug - 18	June - 12	22,127.86	20,890.96	4,438.92	16,452.04	Used	X5 Series	Commercial	
49	Aug - 18	June - 17	15,492.00	15,149.88	7,128.45	8,021.43	Used	3 Series	Commercial	
50	Aug - 18	Feb - 17	22,045.68	19,961.05	13,020.83	6,940.22	Used	3 Series	Private	
51	Sept - 18	Feb - 16	23,789.44	21,268.29	12,380.90	8,887.39	Used	3 Series	Commercial	
52	Sept - 18	May - 17	29,940.66	27,978.20	16,704.02	11,274.18	Used	5 Series	Commercial	
53	Sept - 18	Apr - 17	30,861.96	30,074.79	28,386.97	1,687.82	Used	4 Series	Private	
54	Sept - 18	Nov - 14	10,964.80	1,876.72	-114.56	1,991.28	New	3 Series	Commercial	
55	Sept - 18	Jan - 17	17,266.21	15,587.24	8,681.10	6,906.14	Used	3 Series	Commercial	
56	Sept - 18	Dec - 16	27,134.97	25,521.34	11,741.97	13,779.37	Used	X3 Series	Commercial	
57	Sept - 18	Apr - 17	40,651.37	37,478.29	29,684.13	7,794.16	New	Non BMW Group (incl. Motorcycles)	Commercial	
58	Sept - 18	May - 15	12,381.23	1,639.44	-1,525.88	3,165.32	Used	5 Series	Commercial	

Compartment German Auto Loans 7
Monthly Investor Report



Rolls-Royce
Motor Cars Limited

Reporting Date	Jan 10, 2019		
Payment Date	Jan 21, 2019		
Period No	15		
Monthly Period	Dec 31, 2018		
Interest Period	From	Dec 20, 2018	to Jan 21, 2019 = 32 days

9. Defaulted Amount & Recovery Amount - Loan Level Data*

	Month / Year of Default	Month / Year of Loan Origination	Principal Balance (Initial in EUR)	Principal Balance of Loan at Default (in EUR)	Recovery Total (in EUR)	Principal Balance End of Period (in EUR)	Object Type (new / used)	Vehicle Series	Customer Type (private / commercial)	Out of Deal (Month / Year)
59	Sept - 18	Mar - 17	35,948.64	33,707.15	19,804.65	13,902.50	New	X1 Series	Commercial	
60	Sept - 18	July - 16	17,900.94	16,271.01	0.00	16,271.01	Used	X5 Series	Commercial	
61	Sept - 18	Mar - 17	39,928.94	38,639.19	0.00	38,639.19	Used	7 Series	Commercial	
62	Oct - 18	Jan - 17	13,430.72	12,385.79	6,184.04	6,201.75	Used	Non BMW Group (incl. Motorcycles)	Commercial	
63	Oct - 18	Feb - 17	20,573.50	18,460.91	11,830.82	6,630.09	Used	MINI	Private	
64	Oct - 18	Feb - 17	27,603.66	8,701.87	0.00	8,701.87	New	X1 Series	Commercial	
65	Oct - 18	May - 17	17,794.18	15,231.08	7,870.86	7,360.22	Used	1 Series	Commercial	
66	Oct - 18	May - 14	18,857.56	15,632.97	11,885.84	3,747.13	Used	X6 Series	Commercial	
67	Oct - 18	Dec - 13	28,231.92	23,963.79	13,809.58	10,154.21	Used	X3 Series	Commercial	
68	Oct - 18	Mar - 16	6,183.18	2,086.32	2,086.32	0.00	Used	Non BMW Group (incl. Motorcycles)	Private	
69	Oct - 18	Mar - 17	27,208.02	24,486.52	14,388.78	10,097.74	Used	3 Series	Private	
70	Oct - 18	Mar - 17	39,194.73	38,167.88	27,836.78	10,331.10	New	4 Series	Commercial	
71	Oct - 18	Oct - 16	29,281.64	24,521.37	20,607.27	3,914.10	Used	7 Series	Commercial	
72	Oct - 18	Mar - 15	13,169.45	13,169.45	0.00	13,169.45	New	1 Series	Private	
73	Oct - 18	Apr - 17	43,365.26	39,880.05	29,843.37	10,036.68	New	Non BMW Group (incl. Motorcycles)	Commercial	
74	Oct - 18	Nov - 13	27,226.06	10,913.85	-111.68	11,025.53	Used	5 Series	Commercial	
75	Oct - 18	Nov - 16	14,094.98	12,444.44	8,864.96	3,579.48	Used	1 Series	Commercial	
76	Oct - 18	Apr - 17	34,672.56	33,209.52	19,099.87	14,109.65	New	2 Series	Commercial	
77	Nov - 18	June - 17	28,132.42	19,411.55	0.00	19,411.55	New	4 Series	Commercial	
78	Nov - 18	May - 17	23,976.65	22,169.34	13,739.50	8,429.84	Used	3 Series	Private	
79	Nov - 18	Apr - 15	3,286.87	410.55	308.15	102.40	Used	Non BMW Group (incl. Motorcycles)	Commercial	
80	Nov - 18	Jan - 17	24,695.49	23,209.28	16,993.82	6,215.46	New	1 Series	Commercial	
81	Nov - 18	Jan - 17	37,185.72	35,751.27	22,624.08	13,127.19	New	5 Series	Commercial	
82	Nov - 18	Oct - 16	17,127.84	15,421.60	11,699.71	3,721.89	New	MINI	Commercial	
83	Nov - 18	Apr - 15	11,277.93	8,532.81	614.88	7,917.93	New	MINI	Private	
84	Nov - 18	June - 17	25,054.02	22,203.66	13,870.32	8,333.34	Used	5 Series	Commercial	
85	Nov - 18	Feb - 17	26,810.80	24,057.63	13,435.00	10,622.63	Used	X1 Series	Private	
86	Nov - 18	June - 17	28,721.22	25,245.75	14,454.02	10,791.73	Used	X5 Series	Private	
87	Nov - 18	Apr - 17	1,769.88	256.31	0.00	256.31	Used	3 Series	Commercial	

Compartment German Auto Loans 7
Monthly Investor Report



Rolls-Royce
Motor Cars Limited

Reporting Date	Jan 10, 2019		
Payment Date	Jan 21, 2019		
Period No	15		
Monthly Period	Dec 31, 2018		
Interest Period	From	Dec 20, 2018	to Jan 21, 2019 = 32 days

9. Defaulted Amount & Recovery Amount - Loan Level Data*

	Month / Year of Default	Month / Year of Loan Origination	Principal Balance (Initial in EUR)	Principal Balance of Loan at Default (in EUR)	Recovery Total (in EUR)	Principal Balance End of Period (in EUR)	Object Type (new / used)	Vehicle Series	Customer Type (private / commercial)	Out of Deal (Month / Year)
88	Nov - 18	May - 17	14,983.47	14,829.76	0.00	14,876.49	New	Other BMW Group	Private	
89	Nov - 18	Feb - 17	19,903.16	19,342.05	0.00	19,342.05	Used	X3 Series	Private	
90	Dec - 18	June - 17	20,764.48	18,819.41	14,435.00	4,384.41	Used	5 Series	Private	
91	Dec - 18	May - 17	29,178.48	21,981.81	21,981.81	0.00	Used	7 Series	Commercial	
92	Dec - 18	May - 14	2,499.54	1,554.37	97.56	1,456.81	Used	Non BMW Group (incl. Motorcycles)	Private	
93	Dec - 18	Oct - 16	49,043.72	45,194.50	0.00	45,194.50	New	2 Series	Commercial	
94	Dec - 18	Sept - 13	10,133.43	8,795.55	2,960.21	5,835.34	Used	MINI	Commercial	
95	Dec - 18	July - 15	25,141.85	21,795.24	10,602.15	11,193.09	New	2 Series	Private	
96	Dec - 18	Sept - 16	46,956.82	44,743.91	0.00	44,899.64	New	4 Series	Commercial	
97	Dec - 18	Apr - 17	17,434.18	16,592.95	3,828.32	12,764.63	Used	5 Series	Private	
98	Dec - 18	May - 17	10,863.71	9,177.49	6,647.19	2,530.30	Used	7 Series	Commercial	
99	Dec - 18	June - 17	76,861.51	68,784.19	27,367.16	41,417.03	New	5 Series	Commercial	
100	Dec - 18	Apr - 15	12,721.07	11,603.67	0.00	11,603.67	Used	1 Series	Private	
101	Dec - 18	May - 14	27,334.10	24,644.53	0.00	24,644.53	Used	X6 Series	Private	
102	Dec - 18	Apr - 17	9,612.87	8,549.13	5,490.25	3,058.88	Used	1 Series	Private	
103	Jan - 18	June - 17	4,814.49	4,678.96	4,071.21	607.75	Used	3 Series	Private	Apr - 18
104	Feb - 18	Jan - 17	13,015.36	13,015.36	10,496.32	2,519.04	Used	3 Series	Commercial	May - 18
105	Feb - 18	Apr - 16	18,392.34	18,392.34	15,624.13	2,768.21	New	1 Series	Private	May - 18
106	Mar - 18	Jan - 15	10,760.66	10,449.98	8,565.78	1,884.20	Used	3 Series	Commercial	June - 18
107	Apr - 18	May - 17	24,462.11	23,731.53	19,098.67	4,632.86	Used	3 Series	Private	June - 18
108	Mar - 18	Apr - 17	19,078.09	18,976.67	14,008.04	4,968.63	New	Non BMW Group (incl. Motorcycles)	Private	July - 18
109	Apr - 18	Mar - 15	18,533.65	17,307.68	14,417.98	2,889.70	New	2 Series	Private	July - 18
110	Apr - 18	Aug - 14	24,408.07	24,036.89	11,022.31	13,014.58	Used	5 Series	Private	July - 18
111	May - 18	June - 17	24,350.95	23,473.04	17,297.11	6,175.93	Used	5 Series	Commercial	July - 18
112	Feb - 18	Sept - 15	16,194.30	15,610.51	13,297.19	2,313.32	Used	Non BMW Group (incl. Motorcycles)	Commercial	Sept - 18
113	June - 18	Mar - 15	15,739.18	14,359.05	13,286.97	1,072.08	New	1 Series	Private	Sept - 18
114	June - 18	June - 17	15,118.31	14,731.56	9,656.29	5,075.27	New	Other BMW Group	Commercial	Sept - 18
115	June - 18	Mar - 17	38,982.54	38,982.54	20,803.51	18,179.03	New	2 Series	Commercial	Sept - 18
116	June - 18	Nov - 16	11,659.49	10,879.98	8,180.68	2,699.30	Used	1 Series	Commercial	Sept - 18

Compartment German Auto Loans 7
Monthly Investor Report



Rolls-Royce
Motor Cars Limited

Reporting Date	Jan 10, 2019		
Payment Date	Jan 21, 2019		
Period No	15		
Monthly Period	Dec 31, 2018		
Interest Period	From	Dec 20, 2018	to Jan 21, 2019 = 32 days

9. Defaulted Amount & Recovery Amount - Loan Level Data*

	Month / Year of Default	Month / Year of Loan Origination	Principal Balance (Initial in EUR)	Principal Balance of Loan at Default (in EUR)	Recovery Total (in EUR)	Principal Balance End of Period (in EUR)	Object Type (new / used)	Vehicle Series	Customer Type (private / commercial)	Out of Deal (Month / Year)
117	June - 18	Feb - 17	59,638.45	57,561.06	27,451.01	30,110.05	Used	X5 Series	Commercial	Sept - 18
118	July - 18	Feb - 17	9,052.80	8,479.86	7,647.61	832.25	Used	MINI	Private	Oct - 18
119	July - 18	Mar - 17	15,313.68	14,307.17	12,872.79	1,478.44	Used	5 Series	Private	Oct - 18
120	Oct - 18	July - 15	1,971.95	201.26	69.03	132.23	Used	3 Series	Commercial	Oct - 18
121	July - 18	May - 14	14,901.11	13,229.46	5,748.71	7,480.75	Used	X3 Series	Commercial	Nov - 18
122	Aug - 18	June - 15	10,989.03	9,668.44	8,141.25	1,527.19	Used	X1 Series	Private	Nov - 18
123	Aug - 18	Feb - 17	23,195.92	22,058.54	13,179.72	8,878.82	New	1 Series	Commercial	Nov - 18
124	Aug - 18	Mar - 17	11,986.15	10,957.18	6,438.78	4,518.40	Used	3 Series	Commercial	Nov - 18
125	Aug - 18	May - 17	39,153.99	37,763.60	27,626.95	10,136.65	Used	X5 Series	Commercial	Nov - 18
126	Nov - 18	June - 15	12,502.56	141.10	-14.46	155.56	New	1 Series	Commercial	Nov - 18
127	Sept - 18	Mar - 17	33,303.60	30,219.35	23,885.80	6,429.96	New	5 Series	Private	Dec - 18
128	Sept - 18	Mar - 17	17,009.38	13,744.14	11,997.82	1,746.32	Used	5 Series	Commercial	Dec - 18
129	Sept - 18	July - 15	40,884.88	35,768.54	26,832.32	8,936.22	New	5 Series	Private	Dec - 18
130	Oct - 18	May - 17	32,130.31	29,069.80	20,670.87	8,398.93	New	5 Series	Commercial	Dec - 18
131	Oct - 18	Sept - 16	27,162.94	24,516.57	15,336.62	9,179.95	Used	5 Series	Commercial	Dec - 18
132	Oct - 18	May - 17	16,627.65	14,360.64	7,705.82	6,654.82	Used	5 Series	Commercial	Dec - 18
133	Oct - 18	Aug - 15	26,890.77	24,307.82	12,779.87	11,527.95	New	3 Series	Commercial	Dec - 18
134	Oct - 18	May - 16	35,716.67	32,535.22	23,132.20	9,403.02	Used	7 Series	Commercial	Dec - 18
135	Dec - 18	Feb - 16	52,362.56	199.51	139.42	60.09	New	4 Series	Commercial	Dec - 18

*Applicable only if loans have defaulted. Does not include defaulted amounts less than 10 EUR.

Compartment German Auto Loans 7
Monthly Investor Report



Rolls-Royce
Motor Cars Limited

Reporting Date	Jan 10, 2019		
Payment Date	Jan 21, 2019		
Period No	15		
Monthly Period	Dec 31, 2018		
Interest Period	From	Dec 20, 2018	to Jan 21, 2019 = 32 days

10. Outstanding note balance

1. Note balance	All Notes	Class A	Class B
Initial note information for Class			
ISIN code		XS1683494592	XS1683494915
Currency		EUR	EUR
Legal final maturity		Oct 2024	Oct 2024
Rating (Fitch / Moody's / S&P/DBRS)		AAA/Aaa/N/A/N/A	N/A/N/A/N/A/N/A
Initial notes aggregate principal outstanding balance in EUR	1,075,300,000.00	1,000,000,000.00	75,300,000.00
Nominal amount per note in EUR		100,000.00	100,000.00
Initial number of notes per class in EUR		10,000	753
Current Note Information			
Notes aggregate principal outstanding balance in EUR - BoP	655,452,595.02	580,152,595.02	75,300,000.00
Available distribution amount in EUR	31,176,599.73		
Redemption per class in EUR		25,656,447.46	0,00
Redemption per note in EUR		2,565.64	0.00
Notes aggregate principal outstanding balance in EUR - EoP	629,796,147.56	554,496,147.56	75,300,000.00
Current pool factor		0.55	1.00
2. Payments to investor per note		Class A	Class B
Interest Type		Floating Rate	Fixed Rate
Reference Rate		1M_EURIBOR	NONE
Actual Interest Rate		-0.369%	NONE
Spread		0.400%	NONE
Coupon		0.031%	1.000%
Day count fraction		Actual/360	Actual/360
Interest days		32 days	32 days
Principal outstanding per note in EUR - BoP		58,015.26	100,000.00
Principal repayment per note in EUR		2,565.64	0.00
Principal outstanding per note in EUR - EoP		55,449.61	100,000.00
Interest payment per Note in EUR		1.60	88.89

Compartment German Auto Loans 7
Monthly Investor Report



Rolls-Royce
Motor Cars Limited

Reporting Date	Jan 10, 2019			
Payment Date	Jan 21, 2019			
Period No	15			
Monthly Period	Dec 31, 2018			
Interest Period	From	Dec 20, 2018	to	Jan 21, 2019 = 32 days

10. Outstanding note balance

3. Credit enhancement	Initial Period (in EUR)	Initial CE (in %)	Current Period (in EUR)	Current CE (in %)
Class A	1,000,000,000.00	7.50	554,496,147.56	16.89
Class B	75,300,000.00	0.50	75,300,000.00	5.49
Cash Reserve (+ Overcollateralisation)	5,379,885.33	0.00	36,283,641.74	0.00

"In its capacity as originator and lender, BMW Bank GmbH complies with the retention requirement of a material net economic interest in accordance with Art. 405 CRR. A minimum of 5.0% of the net economic interest will be retained throughout the life of the transaction in form of retention of the Class B Notes and the Subordinated Loan."

4. Clean-Up Call Option

If the aggregate outstanding principal balance has been reduced to less than 10% of the aggregate outstanding principal balance at the Issue Date, the seller will have the option under the receivables purchase Agreement to acquire all outstanding purchased receivables.

Aggregate outstanding principal balance at end of period (in EUR)	660,699,789.30
Clean-Up option exercisable	No

Compartment German Auto Loans 7
Monthly Investor Report



Rolls-Royce
Motor Cars Limited

Reporting Date	Jan 10, 2019			
Payment Date	Jan 21, 2019			
Period No	15			
Monthly Period	Dec 31, 2018			
Interest Period	From	Dec 20, 2018	to	Jan 21, 2019 = 32 days

11. Original Principal Balance

Initial Portfolio as of origination of contract

Group (in EUR) (by Original Principal Balance)	Original principal balance (in EUR)	Original Principal Balance (in % of total)	Number of Contracts	Number of Contracts (in % of total)
0.00 - 5,000.00	6,952,214.98	0.56	1,832	3.15
5.000,01 - 10.000,00	58,611,633.89	4.75	7,457	12.82
10.000,01 - 15.000,00	142,071,546.45	11.53	11,224	19.29
15.000,01 - 20.000,00	193,930,803.12	15.73	11,075	19.04
20.000,01 - 25.000,00	206,957,002.69	16.79	9,215	15.84
25.000,01 - 30.000,00	186,569,339.49	15.14	6,810	11.71
30.000,01 - 35.000,00	135,414,459.95	10.99	4,186	7.20
35.000,01 - 40.000,00	88,286,985.15	7.16	2,362	4.06
40.000,01 - 45.000,00	58,732,363.84	4.76	1,387	2.38
45.000,01 - 50.000,00	39,196,107.70	3.18	826	1.42
50.000,01 - 55.000,00	28,713,754.16	2.33	547	0.94
55.000,01 - 60.000,00	22,818,800.56	1.85	397	0.68
> 60.000,00	64,430,047.86	5.23	858	1.47
Total	1,232,685,059.84	100.00	58,176	100.00

Compartment German Auto Loans 7

Monthly Investor Report

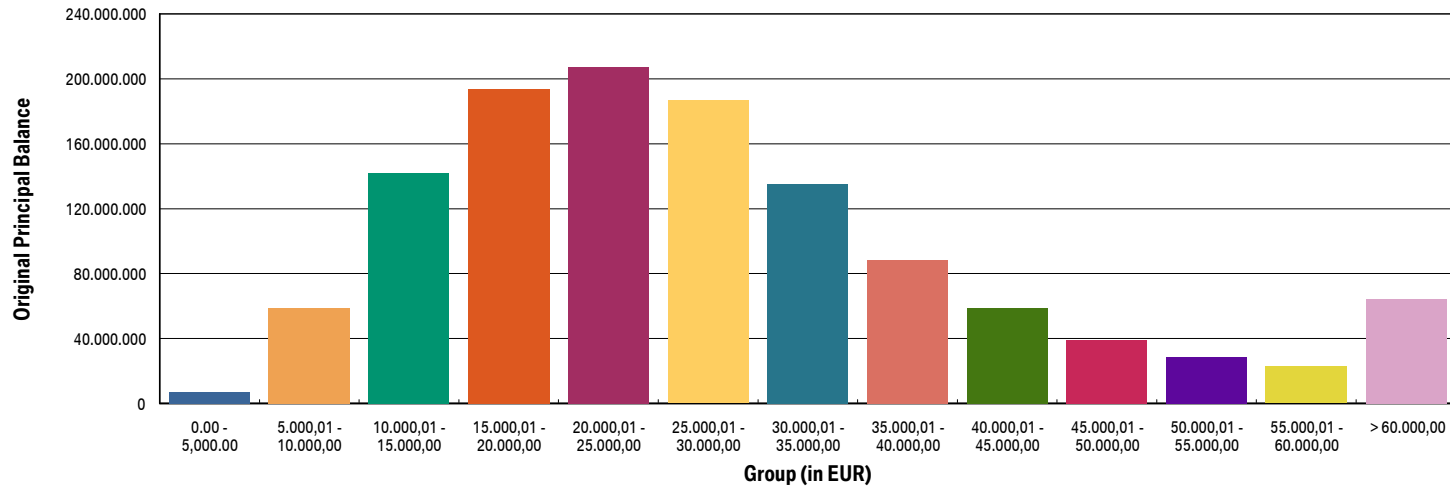


Rolls-Royce
Motor Cars Limited

Reporting Date	Jan 10, 2019				
Payment Date	Jan 21, 2019				
Period No	15				
Monthly Period	Dec 31, 2018				
Interest Period	From	Dec 20, 2018	to	Jan 21, 2019	= 32 days

Average:	21,188.89
Min:	1,000.00
Max:	268,086.77

11a. Original Principal Balance (graph)



Compartment German Auto Loans 7
Monthly Investor Report



Rolls-Royce
Motor Cars Limited

Reporting Date	Jan 10, 2019			
Payment Date	Jan 21, 2019			
Period No	15			
Monthly Period	Dec 31, 2018			
Interest Period	From	Dec 20, 2018	to	Jan 21, 2019 = 32 days

12. Aggregate Principal Balance

Initial Portfolio

Group (in EUR)	Aggregate Principal Balance (in EUR)	Aggregate Principal Balance (in % of total)	Number of Contracts	Number of Contracts (in % of total)
0.00 - 5,000.00	13,572,816.24	1.26	4,004	6.88
5.000,01 - 10.000,00	75,260,397.46	7.00	9,826	16.89
10.000,01 - 15.000,00	153,093,033.88	14.24	12,241	21.04
15.000,01 - 20.000,00	186,664,077.90	17.36	10,717	18.42
20.000,01 - 25.000,00	185,595,994.12	17.26	8,295	14.26
25.000,01 - 30.000,00	148,704,876.29	13.83	5,446	9.36
30.000,01 - 35.000,00	100,939,663.59	9.39	3,135	5.39
35.000,01 - 40.000,00	62,681,849.04	5.83	1,683	2.89
40.000,01 - 45.000,00	40,143,393.57	3.73	951	1.63
45.000,01 - 50.000,00	29,364,008.53	2.73	620	1.07
50.000,01 - 55.000,00	21,734,531.84	2.02	415	0.71
55.000,01 - 60.000,00	16,627,329.18	1.55	290	0.50
> 60.000,00	40,917,913.69	3.81	553	0.95
Total	1,075,299,885.33	100.00	58,176	100.00

Compartment German Auto Loans 7
Monthly Investor Report

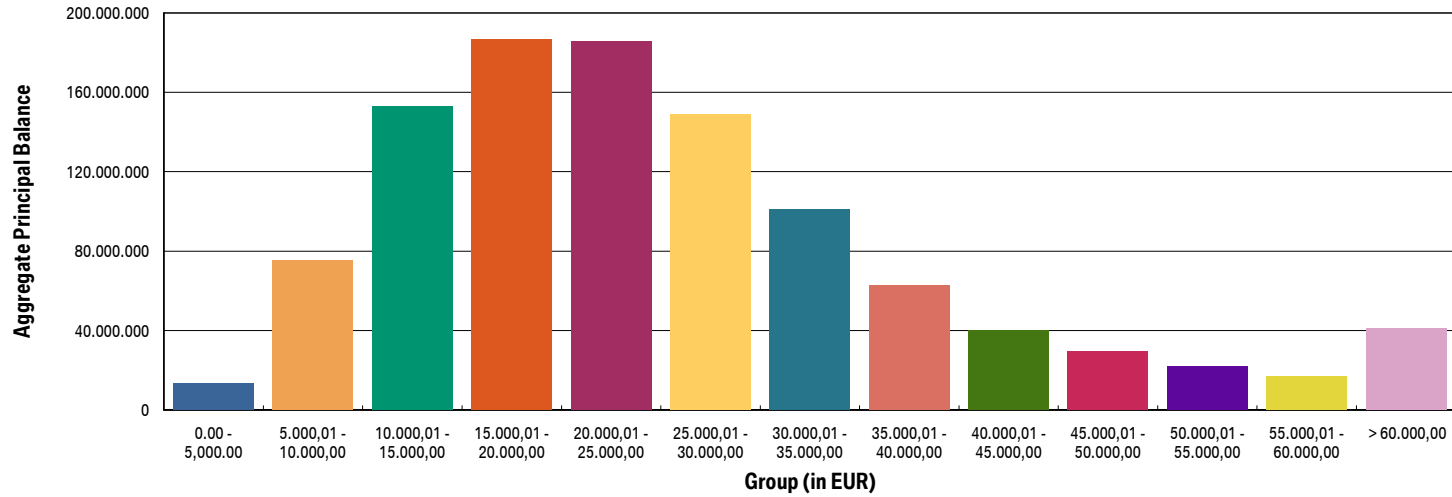


Rolls-Royce
 Motor Cars Limited

Reporting Date	Jan 10, 2019		
Payment Date	Jan 21, 2019		
Period No	15		
Monthly Period	Dec 31, 2018		
Interest Period	From	Dec 20, 2018	to Jan 21, 2019 = 32 days

Average:	18,483.57
Min:	197.19
Max:	234,727.59

12a. Aggregate Principal Balance (graph)



Compartment German Auto Loans 7
Monthly Investor Report



Rolls-Royce
Motor Cars Limited

Reporting Date	Jan 10, 2019			
Payment Date	Jan 21, 2019			
Period No	15			
Monthly Period	Dec 31, 2018			
Interest Period	From	Dec 20, 2018	to	Jan 21, 2019 = 32 days

13. Aggregate Outstanding Principal Balance

Portfolio as of: Dec 31, 2018

Group (in EUR)	Aggregate Outstanding Principal Balance (in EUR)	Aggregate Outstanding Principal Balance (in % of total)	Number of Contracts	Number of Contracts (in % of total)
0.00 - 5.000,00	13,724,610.85	2.08	7,363	16.61
5.000,01 - 10.000,00	65,799,951.93	9.96	8,597	19.39
10.000,01 - 15.000,00	113,493,620.24	17.18	9,131	20.60
15.000,01 - 20.000,00	132,348,110.92	20.03	7,611	17.17
20.000,01 - 25.000,00	117,096,136.69	17.72	5,252	11.85
25.000,01 - 30.000,00	80,572,189.86	12.19	2,960	6.68
30.000,01 - 35.000,00	45,256,970.97	6.85	1,404	3.17
35.000,01 - 40.000,00	28,674,198.12	4.34	769	1.73
40.000,01 - 45.000,00	19,528,629.43	2.96	461	1.04
45.000,01 - 50.000,00	13,892,229.37	2.10	294	0.66
50.000,01 - 55.000,00	9,329,522.59	1.41	178	0.40
55.000,01 - 60.000,00	7,262,120.74	1.10	127	0.29
> 60.000,00	13,721,497.59	2.08	189	0.43
Total	660,699,789.30	100.00	44,336	100.00

WA:	14,902.11
Min:	0.00
Max:	170,360.02

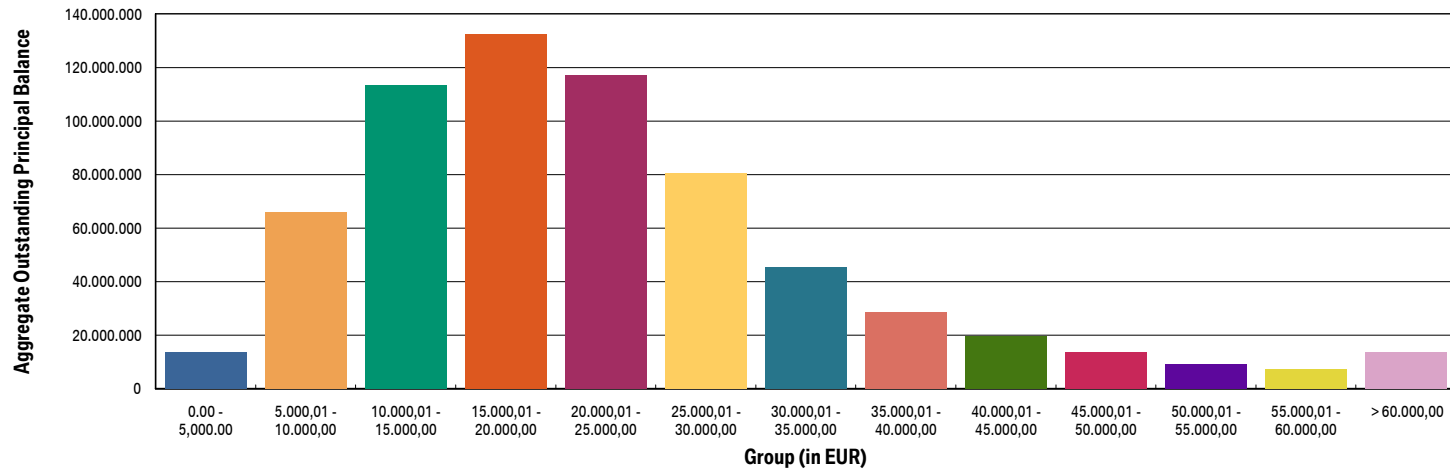
Compartment German Auto Loans 7
Monthly Investor Report



Rolls-Royce
Motor Cars Limited

Reporting Date	Jan 10, 2019		
Payment Date	Jan 21, 2019		
Period No	15		
Monthly Period	Dec 31, 2018		
Interest Period	From	Dec 20, 2018	to Jan 21, 2019 = 32 days

13a. Aggregate Outstanding Principal Balance (graph)



Compartment German Auto Loans 7
Monthly Investor Report



Rolls-Royce
Motor Cars Limited

Reporting Date	Jan 10, 2019				
Payment Date	Jan 21, 2019				
Period No	15				
Monthly Period	Dec 31, 2018				
Interest Period	From	Dec 20, 2018	to	Jan 21, 2019	= 32 days

14. Down Payments

Portfolio as of: Dec 31, 2018

Down Payment	Aggregate Outstanding Principal Balance (in EUR)	Aggregate Outstanding Principal Balance (in % of total)	Number of Contracts	Number of Contracts (in % of total)	Down Payment/Purchase Price (in %)
No Down Payment	157,147,350.19	23.78	11,467	25.86	0.00
<=1000	12,275,490.80	1.86	1,029	2.32	4.52
1.000,01 - 2.000,00	32,317,087.41	4.89	2,508	5.66	8.71
2.000,01 - 3.000,00	40,932,840.75	6.20	3,177	7.17	12.74
3.000,01 - 4.000,00	40,868,464.79	6.19	3,126	7.05	16.41
4.000,01 - 5.000,00	64,767,850.10	9.80	4,373	9.86	18.22
5.000,01 - 6.000,00	38,205,627.92	5.78	2,532	5.71	20.59
6.000,01 - 7.000,00	35,430,605.37	5.36	2,269	5.12	22.57
7.000,01 - 8.000,00	33,405,063.59	5.06	2,066	4.66	24.19
8.000,01 - 9.000,00	18,297,691.56	2.77	1,152	2.60	25.92
9.000,01 - 10.000,00	54,636,594.77	8.27	3,180	7.17	27.35
10.000,01 - 11.000,00	12,658,727.38	1.92	689	1.55	26.85
11.000,01 - 12.000,00	16,070,301.67	2.43	892	2.01	28.99
12.000,01 - 13.000,00	11,157,027.95	1.69	603	1.36	30.12
13.000,01 - 14.000,00	9,007,887.99	1.36	534	1.20	32.55
14.000,01 - 15.000,00	22,925,536.22	3.47	1,324	2.99	34.94
> 15.000,00	60,595,640.84	9.17	3,415	7.70	40.82
Total	660,699,789.30	100.00	44,336	100.00	17.83

Minimum Down Payment:	61.07
Maximum Down Payment:	93,505.30
Average Down Payment:	5,949.27
Average Down Payment (customers that made a Down Payment):	8,024.79

Compartment German Auto Loans 7
Monthly Investor Report



Rolls-Royce
Motor Cars Limited

Reporting Date	Jan 10, 2019			
Payment Date	Jan 21, 2019			
Period No	15			
Monthly Period	Dec 31, 2018			
Interest Period	From	Dec 20, 2018	to	Jan 21, 2019 = 32 days

15. Borrower Concentration

Portfolio as of: Dec 31, 2018

Borrower (Top 20)	Aggregate Outstanding Principal Balance (in EUR)	Aggregate Outstanding Principal Balance (in % of total)	Number of Contracts	Number of Contracts (in % of total)
1	752,127.39	0.11	38	0.09
2	483,088.95	0.07	17	0.04
3	234,392.18	0.04	10	0.02
4	170,360.02	0.03	1	0.00
5	169,778.73	0.03	1	0.00
6	166,032.28	0.03	5	0.01
7	165,784.73	0.03	1	0.00
8	155,090.61	0.02	1	0.00
9	150,934.15	0.02	3	0.01
10	139,181.88	0.02	2	0.00
11	134,667.39	0.02	2	0.00
12	131,594.54	0.02	3	0.01
13	124,945.32	0.02	2	0.00
14	124,079.48	0.02	3	0.01
15	123,535.50	0.02	2	0.00
16	118,393.49	0.02	2	0.00
17	117,956.62	0.02	2	0.00
18	114,261.73	0.02	2	0.00
19	110,997.68	0.02	1	0.00
20	110,241.81	0.02	2	0.00
Total	3,797,444.48	0.57	100	0.23
Total Portfolio Balance	660,699,789.30			

Compartment German Auto Loans 7
Monthly Investor Report



Rolls-Royce
Motor Cars Limited

Reporting Date	Jan 10, 2019			
Payment Date	Jan 21, 2019			
Period No	15			
Monthly Period	Dec 31, 2018			
Interest Period	From	Dec 20, 2018	to	Jan 21, 2019 = 32 days

16. Geographical Distribution

Initial Portfolio

Post code area	Aggregate Principal Balance (in EUR)	Aggregate Principal Balance (in % of total)	Number of Contracts	Number of contracts (in % of total)
post code area 0	60,077,202.26	5.59	3,214	5.52
post code area 1	61,378,550.20	5.71	3,176	5.46
post code area 2	99,202,184.48	9.23	5,354	9.20
post code area 3	101,570,427.34	9.45	5,572	9.58
post code area 4	123,361,453.69	11.47	6,787	11.67
post code area 5	116,364,864.70	10.82	6,367	10.94
post code area 6	135,978,558.12	12.65	7,314	12.57
post code area 7	133,996,727.10	12.46	7,441	12.79
post code area 8	145,662,142.02	13.55	7,666	13.18
post code area 9	97,707,775.42	9.09	5,285	9.08
Total	1,075,299,885.33	100.00	58,176	100.00

Compartment German Auto Loans 7
Monthly Investor Report



Rolls-Royce
Motor Cars Limited

Reporting Date	Jan 10, 2019			
Payment Date	Jan 21, 2019			
Period No	15			
Monthly Period	Dec 31, 2018			
Interest Period	From	Dec 20, 2018	to	Jan 21, 2019 = 32 days

16. Geographical Distribution

Portfolio as of: Dec 31, 2018

Post code area	Aggregate Outstanding Principal Balance (in EUR)	Aggregate Outstanding Principal Balance (in % of total)	Number of Contracts	Number of Contracts (in % of total)
post code area 0	37,502,317.14	5.68	2,482	5.60
post code area 1	37,820,557.56	5.72	2,456	5.54
post code area 2	60,703,729.77	9.19	4,067	9.17
post code area 3	62,234,994.33	9.42	4,203	9.48
post code area 4	75,087,681.78	11.36	5,149	11.61
post code area 5	71,308,969.26	10.79	4,870	10.98
post code area 6	84,067,892.87	12.72	5,617	12.67
post code area 7	82,376,080.46	12.47	5,679	12.81
post code area 8	88,503,584.36	13.40	5,768	13.01
post code area 9	60,768,981.02	9.20	4,024	9.08
post code area Others	325,000.75	0.05	21	0.05
Total	660,699,789.30	100.00	44,336	100.00

Compartment German Auto Loans 7

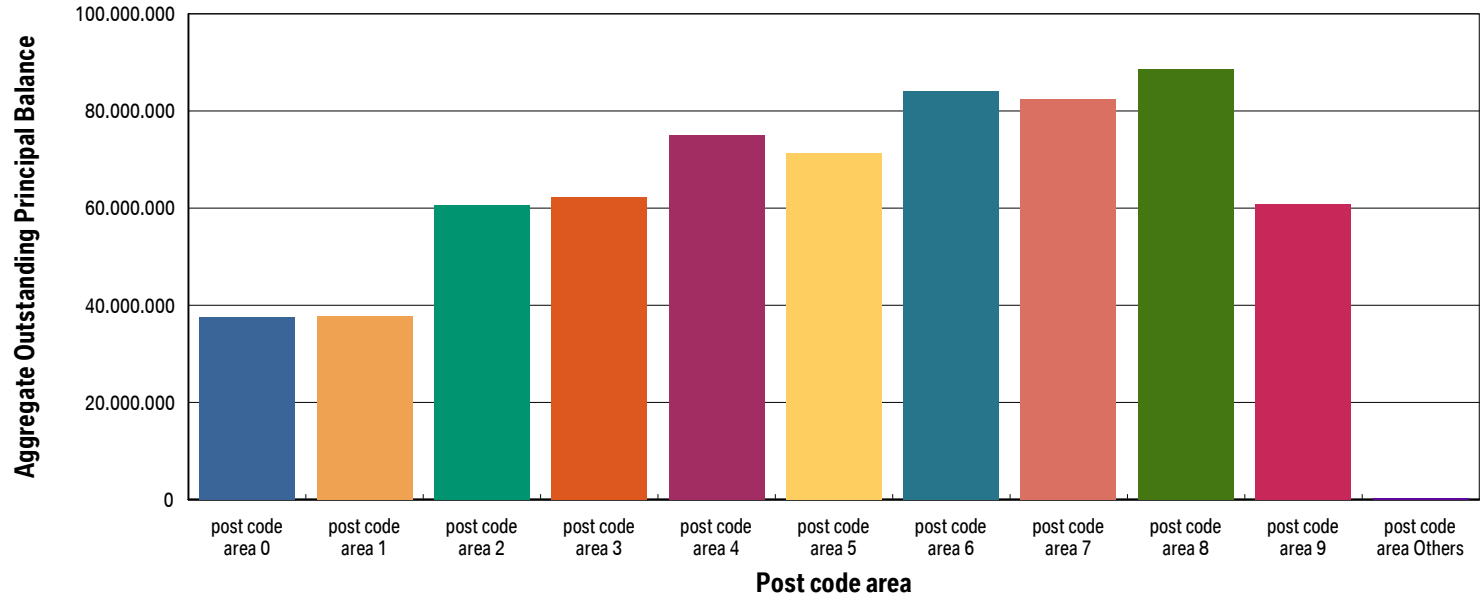
Monthly Investor Report



Rolls-Royce
Motor Cars Limited

Reporting Date	Jan 10, 2019			
Payment Date	Jan 21, 2019			
Period No	15			
Monthly Period	Dec 31, 2018			
Interest Period	From	Dec 20, 2018	to	Jan 21, 2019 = 32 days

16a. Geographical Distribution (graph)



Compartment German Auto Loans 7
Monthly Investor Report



Rolls-Royce
Motor Cars Limited

Reporting Date	Jan 10, 2019			
Payment Date	Jan 21, 2019			
Period No	15			
Monthly Period	Dec 31, 2018			
Interest Period	From	Dec 20, 2018	to	Jan 21, 2019 = 32 days

17. Car Type & Customer Group

Initial Portfolio

Car Type	Aggregate Principal Balance (in EUR)	Aggregate Principal Balance (in % of total)	Number of Contracts	Number of Contracts (in % of total)
New	501,846,144.20	46.67	21,173	36.39
Used	573,453,741.13	53.33	37,003	63.61
Total	1,075,299,885.33	100.00	58,176	100.00

Customer Group	Aggregate Principal Balance (in EUR)	Aggregate Principal Balance (in % of total)	Number of Contracts	Number of Contracts (in % of total)
Commercial	284,006,070.70	26.41	11,469	19.71
Private Individual	791,293,814.63	73.59	46,707	80.29
Total	1,075,299,885.33	100.00	58,176	100.00

Compartment German Auto Loans 7
Monthly Investor Report



Rolls-Royce
Motor Cars Limited

Reporting Date	Jan 10, 2019			
Payment Date	Jan 21, 2019			
Period No	15			
Monthly Period	Dec 31, 2018			
Interest Period	From	Dec 20, 2018	to	Jan 21, 2019 = 32 days

17. Car Type & Customer Group

Portfolio as of: Dec 31, 2018

Car Type	Aggregate Outstanding Principal Balance (in EUR)	Aggregate Outstanding Principal Balance (in % of total)	Number of Contracts	Number of Contracts (in % of total)
New	315,362,172.61	47.73	16,127	36.37
Used	345,337,616.69	52.27	28,209	63.63
Total	660,699,789.30	100.00	44,336	100.00

Customer Group	Aggregate Outstanding Principal Balance (in EUR)	Aggregate Outstanding Principal Balance (in % of total)	Number of Contracts	Number of Contracts (in % of total)
Commercial	166,661,325.11	25.22	8,440	19.04
Private Individual	494,038,464.19	74.78	35,896	80.96
Total	660,699,789.30	100.00	44,336	100.00

Compartment German Auto Loans 7
Monthly Investor Report



Rolls-Royce
Motor Cars Limited

Reporting Date	Jan 10, 2019			
Payment Date	Jan 21, 2019			
Period No	15			
Monthly Period	Dec 31, 2018			
Interest Period	From	Dec 20, 2018	to	Jan 21, 2019 = 32 days

18. Delinquencies

Initial Portfolio

Days past due	Aggregate Principal Balance (in EUR)	Aggregate Principal Balance (in % of total)	Number of Contracts	Number of Contracts (in % of total)
1 - 30	0.00	0.00	0	0.00
31 - 60	0.00	0.00	0	0.00
61 - 90	0.00	0.00	0	0.00
91 - 120	0.00	0.00	0	0.00
> 120	0.00	0.00	0	0.00
Total	0.00	0.00	0	0.00

Portfolio as of: Dec 31, 2018

Days past due	Aggregate Outstanding Principal Balance (in EUR)	Aggregate Outstanding Principal Balance (in % of total)	Number of Contracts	Number of Contracts (in % of total)
1 - 30	6,565,545.57	0.99	391	0.88
31 - 60	1,464,242.56	0.22	81	0.18
61 - 90	569,361.12	0.09	32	0.07
91 - 120	193,833.73	0.03	11	0.02
> 120	257,123.80	0.04	26	0.06
Total	9,050,106.78	1.37	541	1.22

Compartment German Auto Loans 7
Monthly Investor Report



Rolls-Royce
Motor Cars Limited

Reporting Date	Jan 10, 2019				
Payment Date	Jan 21, 2019				
Period No	15				
Monthly Period	Dec 31, 2018				
Interest Period	From	Dec 20, 2018	to	Jan 21, 2019	= 32 days

18a. Delinquencies Analysis

Monthly Period	Performing (in EUR)	31-60 days past due (in EUR)	61-90 days past due (in EUR)	91-120 days past due (in EUR)	>120 days past due (in EUR)
Oct - 17	1,050,705,316.43	0.00	0.00	0.00	0.00
Nov - 17	1,024,400,687.00	192,605.04	0.00	0.00	0.00
Dec - 17	994,995,004.32	924,546.79	74,589.12	0.00	0.00
Jan - 18	967,039,862.05	609,321.06	249,539.42	58,937.12	0.00
Feb - 18	939,480,701.57	527,925.95	350,062.12	129,524.32	45,173.29
Mar - 18	909,459,592.01	844,387.70	306,429.44	188,178.73	51,962.92
Apr - 18	880,385,742.71	948,893.29	465,398.59	183,285.00	149,370.46
May - 18	851,220,379.52	768,015.21	513,851.38	176,262.87	244,841.49
June - 18	820,868,759.17	983,559.09	422,702.52	148,729.00	272,684.25
July - 18	791,711,739.10	981,002.42	475,749.51	275,931.77	209,660.15
Aug - 18	762,653,455.53	851,073.11	393,850.09	300,060.55	254,696.92
Sept - 18	735,242,693.68	976,564.38	422,766.97	150,407.63	321,575.14
Oct - 18	709,563,908.67	944,623.05	216,988.99	180,202.51	270,475.37
Nov - 18	682,970,347.84	1,112,844.03	353,339.59	172,553.25	324,440.76
Dec - 18	658,215,228.09	1,464,242.56	569,361.12	193,833.73	257,123.80

Compartment German Auto Loans 7
Monthly Investor Report



Rolls-Royce
Motor Cars Limited

Reporting Date	Jan 10, 2019			
Payment Date	Jan 21, 2019			
Period No	15			
Monthly Period	Dec 31, 2018			
Interest Period	From	Dec 20, 2018	to	Jan 21, 2019 = 32 days

19. Seasoning

Initial Portfolio

Group (in months)	Aggregate Principal Balance (in EUR)	Aggregate Principal Balance (in % of total)	Number of Contracts	Number of Contracts (in % of total)
<= 6	576,370,179.60	53.60	29,246	50.27
> 6 - <= 12	222,745,645.89	20.71	11,596	19.93
> 12 - <= 24	186,842,759.18	17.38	10,877	18.70
> 24 - <= 36	73,724,365.83	6.86	5,112	8.79
> 36 - <= 42	8,286,360.63	0.77	699	1.20
> 42 - <= 48	4,269,898.26	0.40	360	0.62
> 48 - <= 53	1,983,410.97	0.18	178	0.31
> 53	1,077,264.97	0.10	108	0.19
Total	1,075,299,885.33	100.00	58,176	100.00

WA Seasoning (in months):	9.82
Min (in months):	3.00
Max (in months):	63.00

Compartment German Auto Loans 7
Monthly Investor Report



Rolls-Royce
Motor Cars Limited

Reporting Date	Jan 10, 2019			
Payment Date	Jan 21, 2019			
Period No	15			
Monthly Period	Dec 31, 2018			
Interest Period	From	Dec 20, 2018	to	Jan 21, 2019 = 32 days

19. Seasoning

Portfolio as of: Dec 31, 2018

Group (in months)	Aggregate Outstanding Principal Balance (in EUR)	Aggregate Outstanding Principal Balance (in % of total)	Number of Contracts	Number of Contracts (in % of total)
<= 6	0.00	0.00	0	0.00
> 6 - <= 12	0.00	0.00	0	0.00
> 12 - <= 24	502,507,341.90	76.06	31,880	71.91
> 24 - <= 36	134,602,444.53	20.37	9,678	21.83
> 36 - <= 42	13,367,722.28	2.02	1,530	3.45
> 42 - <= 48	5,386,337.20	0.82	603	1.36
> 48 - <= 53	2,858,327.21	0.43	347	0.78
> 53	1,977,616.18	0.30	298	0.67
Total	660,699,789.30	100.00	44,336	100.00

WA Seasoning (in months):	22.85
Min (in months):	18.00
Max (in months):	76.00

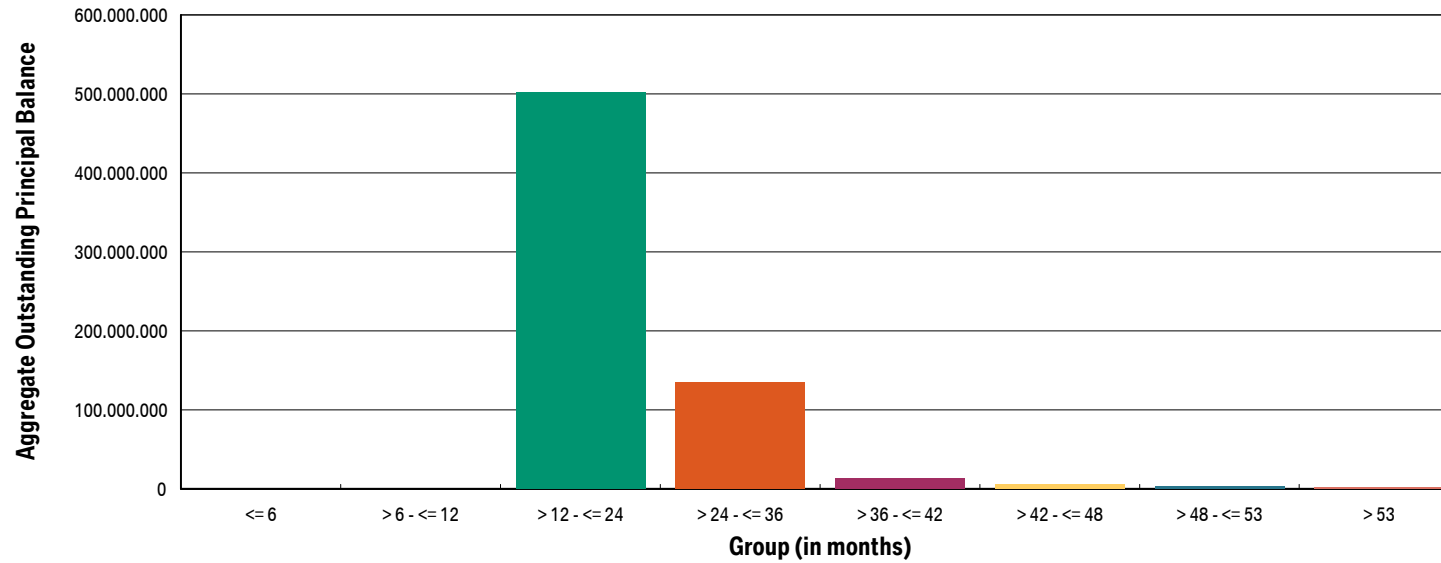
Compartment German Auto Loans 7
Monthly Investor Report



Rolls-Royce
 Motor Cars Limited

Reporting Date	Jan 10, 2019				
Payment Date	Jan 21, 2019				
Period No	15				
Monthly Period	Dec 31, 2018				
Interest Period	From	Dec 20, 2018	to	Jan 21, 2019	= 32 days

19a. Seasoning (graph)



Compartment German Auto Loans 7
Monthly Investor Report



Rolls-Royce
Motor Cars Limited

Reporting Date	Jan 10, 2019			
Payment Date	Jan 21, 2019			
Period No	15			
Monthly Period	Dec 31, 2018			
Interest Period	From	Dec 20, 2018	to	Jan 21, 2019 = 32 days

20. Remaining Term

Initial Portfolio

Group (in months)	Aggregate Principal Balance (in EUR)	Aggregate Principal Balance (in % of total)	Number of Contracts	Number of Contracts (in % of total)
<= 6	20,139,249.55	1.87	1,845	3.17
> 6 - <= 12	50,536,528.09	4.70	3,933	6.76
> 12 - <= 24	171,299,952.34	15.93	11,654	20.03
> 24 - <= 36	388,304,361.55	36.11	20,241	34.79
> 36 - <= 42	130,449,406.13	12.13	6,507	11.19
> 42 - <= 48	156,183,577.11	14.52	7,315	12.57
> 48 - <= 53	40,426,095.56	3.76	1,793	3.08
> 53	117,960,715.00	10.97	4,888	8.40
Total	1,075,299,885.33	100.00	58,176	100.00

WA Remaining Term (in months):	34.05
Min (in months):	3.00
Max (in months):	60.00

Compartment German Auto Loans 7
Monthly Investor Report



Rolls-Royce
Motor Cars Limited

Reporting Date	Jan 10, 2019			
Payment Date	Jan 21, 2019			
Period No	15			
Monthly Period	Dec 31, 2018			
Interest Period	From	Dec 20, 2018	to	Jan 21, 2019 = 32 days

20. Remaining Term

Portfolio as of: Dec 31, 2018

Group (in months)	Aggregate Outstanding Principal Balance (in EUR)	Aggregate Outstanding Principal Balance (in % of total)	Number of Contracts	Number of Contracts (in % of total)
<= 6	54,790,849.84	8.29	8,246	18.60
> 6 - <= 12	60,960,559.76	9.23	4,280	9.65
> 12 - <= 24	249,412,562.05	37.75	15,688	35.38
> 24 - <= 36	191,736,787.26	29.02	11,042	24.91
> 36 - <= 42	103,586,298.11	15.68	5,066	11.43
> 42 - <= 48	212,732.28	0.03	14	0.03
> 48 - <= 53	0.00	0.00	0	0.00
> 53	0.00	0.00	0	0.00
Total	660,699,789.30	100.00	44,336	100.00

WA Remaining Term (in months):	22.06
Min (in months):	0.00
Max (in months):	45.00

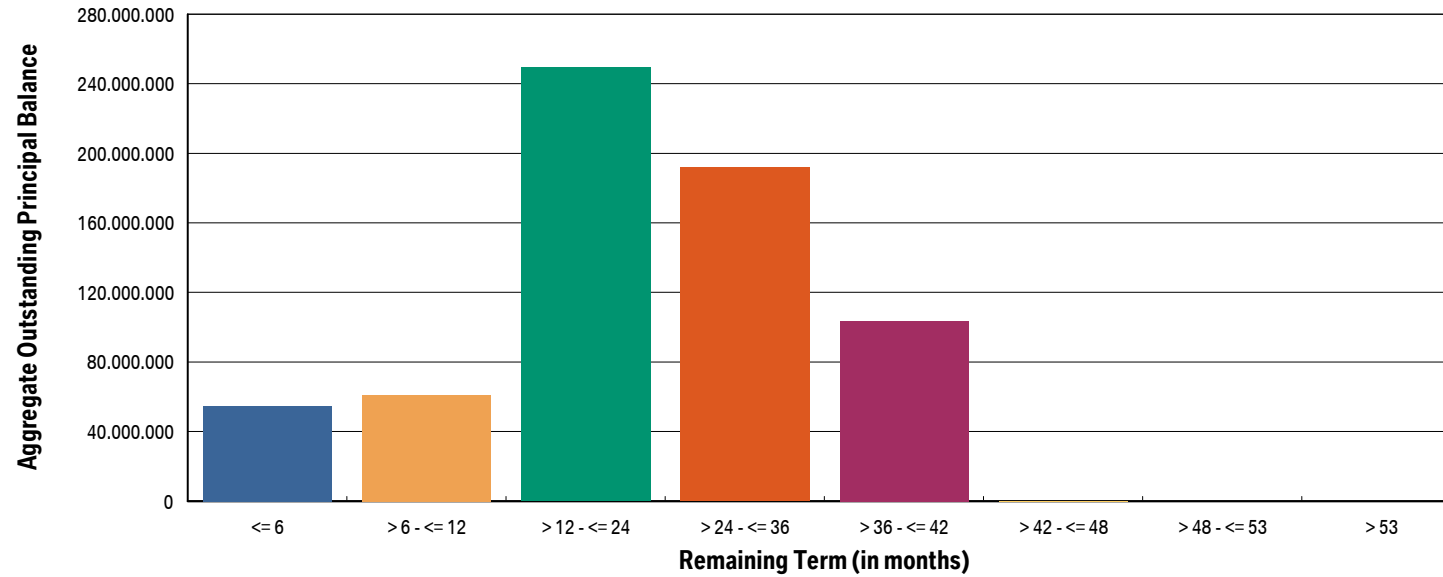
Compartment German Auto Loans 7
Monthly Investor Report



Rolls-Royce
 Motor Cars Limited

Reporting Date	Jan 10, 2019		
Payment Date	Jan 21, 2019		
Period No	15		
Monthly Period	Dec 31, 2018		
Interest Period	From	Dec 20, 2018	to Jan 21, 2019 = 32 days

20a. Remaining Term (graph)



Compartment German Auto Loans 7
Monthly Investor Report



Rolls-Royce
Motor Cars Limited

Reporting Date	Jan 10, 2019			
Payment Date	Jan 21, 2019			
Period No	15			
Monthly Period	Dec 31, 2018			
Interest Period	From	Dec 20, 2018	to	Jan 21, 2019 = 32 days

21. Original Term

Initial Portfolio

Group (in months)	Aggregate Principal Balance (in EUR)	Aggregate Principal Balance (in % of total)	Number of Contracts	Number of Contracts (in % of total)
<= 6	0.00	0.00	0	0.00
> 6 - <= 12	741,642.57	0.07	269	0.46
> 12 - <= 24	41,782,594.85	3.89	4,381	7.53
> 24 - <= 36	508,474,086.15	47.29	27,485	47.24
> 36 - <= 42	5,442,641.12	0.51	386	0.66
> 42 - <= 48	285,160,953.22	26.52	14,779	25.40
> 48 - <= 53	773,733.14	0.07	51	0.09
> 53	232,924,234.28	21.66	10,825	18.61
Total	1,075,299,885.33	100.00	58,176	100.00

WA Original Term (in months):	43.87
Min (in months):	7.00
Max (in months):	120.00

Compartment German Auto Loans 7
Monthly Investor Report



Rolls-Royce
Motor Cars Limited

Reporting Date	Jan 10, 2019			
Payment Date	Jan 21, 2019			
Period No	15			
Monthly Period	Dec 31, 2018			
Interest Period	From	Dec 20, 2018	to	Jan 21, 2019 = 32 days

22. Vehicle Class

Initial Portfolio

Group	Aggregate Principal Balance (in EUR)	Aggregate Principal Balance (in % of total)	Number of Contracts	Number of Contracts (in % of total)
BMW 1 Series	124,156,707.04	11.55	9,479	16.29
BMW 2 Series	102,433,319.71	9.53	4,414	7.59
BMW 3 Series	161,594,042.71	15.03	9,553	16.42
BMW 4 Series	57,511,545.30	5.35	1,757	3.02
BMW 5 Series	154,036,449.18	14.32	7,004	12.04
BMW 6 Series	13,627,445.82	1.27	365	0.63
BMW 7 Series	17,876,857.30	1.66	590	1.01
BMW X1 Series	77,679,575.16	7.22	4,206	7.23
BMW X3 Series	62,911,891.13	5.85	2,830	4.86
BMW X4 Series	14,559,594.63	1.35	378	0.65
BMW X5 Series	56,974,044.39	5.30	1,642	2.82
BMW X6 Series	19,870,199.08	1.85	513	0.88
BMW Z Series	10,713,603.03	1.00	598	1.03
BMW i Series	3,039,138.94	0.28	91	0.16
MINI	136,089,516.00	12.66	8,921	15.33
Non BMW Group Models (incl. Motorcycles)	28,553,711.71	2.66	2,147	3.69
Other BMW Group (incl. Motorcycles)	33,672,244.20	3.13	3,688	6.34
Total	1,075,299,885.33	100.00	58,176	100.00

Compartment German Auto Loans 7
Monthly Investor Report



Rolls-Royce
Motor Cars Limited

Reporting Date	Jan 10, 2019			
Payment Date	Jan 21, 2019			
Period No	15			
Monthly Period	Dec 31, 2018			
Interest Period	From	Dec 20, 2018	to	Jan 21, 2019 = 32 days

22.Vehicle Class

Portfolio as of: Dec 31, 2018

Group	Aggregate Outstanding Principal Balance (in EUR)	Aggregate Outstanding Principal Balance (in % of total)	Number of Contracts	Number of Contracts (in % of total)
BMW 1 Series	72,063,633.79	10.91	7,005	15.80
BMW 2 Series	67,057,509.03	10.15	3,533	7.97
BMW 3 Series	97,673,524.24	14.78	7,199	16.24
BMW 4 Series	36,327,571.68	5.50	1,359	3.07
BMW 5 Series	94,010,983.28	14.23	5,364	12.10
BMW 6 Series	8,577,209.16	1.30	293	0.66
BMW 7 Series	9,904,060.60	1.50	419	0.95
BMW X1 Series	49,358,556.70	7.47	3,276	7.39
BMW X3 Series	39,481,756.89	5.98	2,203	4.97
BMW X4 Series	9,607,989.40	1.45	297	0.67
BMW X5 Series	35,574,496.68	5.38	1,248	2.81
BMW X6 Series	11,633,547.25	1.76	362	0.82
BMW Z Series	6,254,880.92	0.95	447	1.01
BMW i Series	1,980,462.66	0.30	70	0.16
MINI	86,976,206.03	13.16	7,007	15.80
Non BMW Group Models (incl. Motorcycles)	16,436,559.26	2.49	1,596	3.60
Other BMW Group (incl. Motorcycles)	17,780,841.73	2.69	2,658	6.00
Total	660,699,789.30	100.00	44,336	100.00

Compartment German Auto Loans 7
Monthly Investor Report



Reporting Date	Jan 10, 2019			
Payment Date	Jan 21, 2019			
Period No	15			
Monthly Period	Dec 31, 2018			
Interest Period	From	Dec 20, 2018	to	Jan 21, 2019 = 32 days

23. Payment Type

Initial Portfolio:

Group	Aggregate Principal Balance (in EUR)	Aggregate Principal Balance (in % of total)	Number of Contracts	Number of Contracts (in % of total)
Direct debit	1,072,573,425.67	99.75	58,012	99.72
Self payment	2,726,459.66	0.25	164	0.28
Total	1,075,299,885.33	100.00	58,176	100.00

Portfolio as of: Dec 31, 2018

Group	Aggregate Outstanding Principal Balance (in EUR)	Aggregate Outstanding Principal Balance (in % of total)	Number of Contracts	Number of Contracts (in % of total)
Direct debit	653,664,353.09	98.94	43,478	98.06
Self payment	7,035,436.21	1.06	858	1.94
Total	660,699,789.30	100.00	44,336	100.00

24. Interest Rates

Weighted Average Nominal Interest Rate (in %)		
Aggregate Principal Balance (Initial)	1,075,299,885.33	3.20
Aggregate Outstanding Principal Balance	660,699,789.30	3.12

Compartment German Auto Loans 7
Monthly Investor Report



Rolls-Royce
Motor Cars Limited

Reporting Date	Jan 10, 2019			
Payment Date	Jan 21, 2019			
Period No	15			
Monthly Period	Dec 31, 2018			
Interest Period	From	Dec 20, 2018	to	Jan 21, 2019 = 32 days

25. Credit Type

Initial Portfolio

Credit Type	Aggregate Principal Balance (in EUR)	Aggregate Principal Balance (in % of total)	Number of Contracts	Number of Contracts (in % of total)
Balloon	1,062,022,231.05	98.77	56,097	96.43
Equal Instalment Loan	13,277,654.28	1.23	2,079	3.57
Total	1,075,299,885.33	100.00	58,176	100.00

Portfolio as of: Dec 31, 2018

Credit Type	Aggregate Outstanding Principal Balance (in EUR)	Aggregate Outstanding Principal Balance (in % of total)	Number of Contracts	Number of Contracts (in % of total)
Balloon	655,829,180.61	99.26	43,115	97.25
Equal Instalment Loan	4,870,608.69	0.74	1,221	2.75
Total	660,699,789.30	100.00	44,336	100.00

Compartment German Auto Loans 7
Monthly Investor Report



Rolls-Royce
Motor Cars Limited

Reporting Date	Jan 10, 2019			
Payment Date	Jan 21, 2019			
Period No	15			
Monthly Period	Dec 31, 2018			
Interest Period	From	Dec 20, 2018	to	Jan 21, 2019 = 32 days

26. Contracts Per Customer

Initial Portfolio :

Group	Aggregate Principal Balance (in EUR)	Aggregate Principal Balance (in % of total)	Number of Contracts	Number of Contracts (in % of total)
1	1,018,379,438.01	94.71	55,690	95.73
2 - 4	50,359,193.50	4.68	2,194	3.77
5 - 7	1,300,446.96	0.12	59	0.10
8 - 10	106,131.77	0.01	16	0.03
> 10	5,154,675.09	0.48	217	0.37
Total	1,075,299,885.33	100.00	58,176	100.00

Portfolio as of: Dec 31, 2018

Group	Aggregate Outstanding Principal Balance (in EUR)	Aggregate Outstanding Principal Balance (in % of total)	Number of Contracts	Number of Contracts (in % of total)
1	635,252,842.71	96.15	42,927	96.82
2 - 4	23,255,180.68	3.52	1,276	2.88
5 - 7	592,593.94	0.09	40	0.09
8 - 10	234,392.18	0.04	10	0.02
> 10	1,364,779.79	0.21	83	0.19
Total	660,699,789.30	100.00	44,336	100.00

Compartment German Auto Loans 7
Monthly Investor Report



Rolls-Royce
Motor Cars Limited

Reporting Date	Jan 10, 2019		
Payment Date	Jan 21, 2019		
Period No	15		
Monthly Period	Dec 31, 2018		
Interest Period	From	Dec 20, 2018	to Jan 21, 2019 = 32 days

27. Amortisation

Initial Portfolio

Period	Principal Balance (in EUR)
	1,075,299,885.33
1	1,060,943,391.23
2	1,046,546,518.25
3	1,028,143,480.96
4	1,009,946,120.87
5	991,276,856.02
6	971,651,928.95
7	951,997,456.32
8	932,474,767.43
9	912,587,307.97
10	890,868,439.21
11	869,990,343.74
12	849,480,237.36
13	829,978,972.02
14	810,931,432.99
15	790,929,469.38
16	772,219,217.94
17	750,648,817.76
18	726,612,568.15
19	702,257,186.81
20	679,888,041.08
21	655,697,343.74
22	633,150,616.59
23	613,571,691.51
24	593,874,982.31
25	573,575,290.96
26	553,638,349.72
27	532,836,607.01
28	515,589,425.57
29	477,211,044.30

Current Portfolio

Period	Principal Balance in EUR	Reduction in EUR
	660,699,789.30	
1	643,635,783.95	17,064,005.35
2	626,648,143.98	16,987,639.97
3	608,025,783.80	18,622,360.18
4	589,508,204.91	18,517,578.89
5	571,581,133.90	17,927,071.01
6	551,816,632.16	19,764,501.74
7	533,198,254.90	18,618,377.26
8	516,841,858.07	16,356,396.83
9	500,516,625.83	16,325,232.24
10	483,731,193.38	16,785,432.45
11	466,923,425.28	16,807,768.10
12	449,648,294.28	17,275,131.00
13	435,478,171.31	14,170,122.97
14	403,758,052.13	31,720,119.18
15	359,918,745.38	43,839,306.75
16	320,514,916.88	39,403,828.50
17	284,340,512.68	36,174,404.20
18	243,792,440.76	40,548,071.92
19	236,389,991.97	7,402,448.79
20	229,410,581.44	6,979,410.53
21	222,586,629.45	6,823,951.99
22	215,098,706.50	7,487,922.95
23	207,052,303.94	8,046,402.56
24	198,717,231.40	8,335,072.54
25	190,881,058.93	7,836,172.47
26	169,281,514.66	21,599,544.27
27	143,907,825.05	25,373,689.61
28	122,423,905.16	21,483,919.89
29	102,040,154.98	20,383,750.18

Compartment German Auto Loans 7
Monthly Investor Report



Rolls-Royce
 Motor Cars Limited

Reporting Date	Jan 10, 2019			
Payment Date	Jan 21, 2019			
Period No	15			
Monthly Period	Dec 31, 2018			
Interest Period	From	Dec 20, 2018	to	Jan 21, 2019 = 32 days

27. Amortisation

Initial Portfolio

Period	Principal Balance (in EUR)
30	425,194,308.95

Current Portfolio

Period	Principal Balance in EUR	Reduction in EUR
30	78,305,993.53	23,734,161.45

Compartment German Auto Loans 7
Monthly Investor Report



Rolls-Royce
Motor Cars Limited

Reporting Date	Jan 10, 2019		
Payment Date	Jan 21, 2019		
Period No	15		
Monthly Period	Dec 31, 2018		
Interest Period	From	Dec 20, 2018	to Jan 21, 2019 = 32 days

27. Amortisation

Initial Portfolio

Period	Principal Balance (in EUR)
31	378,332,531.28
32	336,316,528.85
33	289,247,873.94
34	280,298,657.42
35	271,916,844.49
36	263,687,868.36
37	254,598,533.08
38	244,763,914.79
39	234,739,277.31
40	225,614,638.49
41	199,638,859.87
42	170,229,127.29
43	145,192,330.37
44	121,255,944.52
45	93,869,705.18
46	89,405,174.31
47	85,501,055.08
48	81,172,434.65
49	77,410,499.88
50	73,828,614.72
51	70,432,279.34
52	67,340,372.25
53	55,044,094.06
54	39,464,117.62
55	26,196,870.79
56	13,694,526.94
57	11,530.21
58	4,318.90
59	1,770.62
60	0.00

Current Portfolio

Period	Principal Balance in EUR	Reduction in EUR
31	74,631,430.69	3,674,562.84
32	71,309,181.77	3,322,248.92
33	67,653,262.99	3,655,918.78
34	64,563,492.12	3,089,770.87
35	61,591,523.02	2,971,969.10
36	58,801,921.55	2,789,601.47
37	56,244,889.64	2,557,031.91
38	46,329,634.76	9,915,254.88
39	33,341,062.01	12,988,572.75
40	22,459,641.23	10,881,420.78
41	11,785,060.01	10,674,581.22
42	8,483.81	11,776,576.20
43	2,143.36	6,340.45
44	1,024.02	1,119.34
45	0.00	1,024.02
46	0.00	0.00
47	0.00	0.00
48	0.00	0.00
49	0.00	0.00
50	0.00	0.00
51	0.00	0.00
52	0.00	0.00
53	0.00	0.00
54	0.00	0.00
55	0.00	0.00
56	0.00	0.00
57	0.00	0.00
58	0.00	0.00
59	0.00	0.00
60	0.00	0.00

Compartment German Auto Loans 7
Monthly Investor Report



Rolls-Royce
 Motor Cars Limited

Reporting Date	Jan 10, 2019			
Payment Date	Jan 21, 2019			
Period No	15			
Monthly Period	Dec 31, 2018			
Interest Period	From	Dec 20, 2018	to	Jan 21, 2019 = 32 days

28. Priority of Payments

Priority of Payments*

Available Distribution Amount	+	31,176,599.73
Taxes	-	0.00
Trustee Payment	-	0.00
Senior Expenses	-	1,813.53
Swap Net Payment	-	55,404.57
Class A Interest	-	16,000.00
Class B Interest	-	66,934.17
Cash Reserve	-	5,380,000.00
Principal Class A	-	25,656,447.46
Principal Class B	-	0.00
Swap Termination Event	-	0.00
Subordinated Loan Interest	-	0.00
Subordinated Loan Principal	-	0.00
Seller	-	0.00

*all Amounts in EUR

Compartment German Auto Loans 7
Monthly Investor Report



Rolls-Royce
Motor Cars Limited

Reporting Date	Jan 10, 2019			
Payment Date	Jan 21, 2019			
Period No	15			
Monthly Period	Dec 31, 2018			
Interest Period	From	Dec 20, 2018	to	Jan 21, 2019 = 32 days

29. Transaction costs

	Class A	Class B	Subordinated Loan	Total
Senior Expenses				1,813.53
Interest accrued for the Period (in EUR)	16,000.00	66,934.17	4,213.14	87,147.31
Interest payments for the Period (in EUR)	16,000.00	66,934.17	0.00	82,934.17
Cumulative Interest Payments (in EUR)	302,200.00	962,175.87	0.00	1,264,375.87
Unpaid Interest for the Period (in EUR)	0.00	0.00	4,213.14	4,213.14
Cumulative Unpaid Interest (in EUR)	0.00	0.00	60,493.94	60,493.94

Compartment German Auto Loans 7
Monthly Investor Report



Rolls-Royce
Motor Cars Limited

Reporting Date	Jan 10, 2019			
Payment Date	Jan 21, 2019			
Period No	15			
Monthly Period	Dec 31, 2018			
Interest Period	From	Dec 20, 2018	to	Jan 21, 2019 = 32 days

30. Ratings

			Fitch	S&P	Moody's	DBRS
Notes - current ratings						
	Class A		AAA	N/A	Aaa	N/A
	Class B		N/A	N/A	N/A	N/A

			Fitch	S&P	Moody's	DBRS	Trigger Breached
Transaction Parties - current ratings							
	BMW AG	long term	N/A	A+	A1	A high	no
		short term	N/A	A-1	P-1	N/A	no
Issuer Account Bank:	Bank of New York Mellon, Frankfurt Branch	long term	AA	N/A	Aa1	N/A	no
		short term	F1+	N/A	P-1	N/A	no
Swap Provider:	Skandinaviska Enskilda Banken AB (publ)	long term	AA-	N/A	Aa3	N/A	no
		short term	F1+	N/A	P-1	N/A	no
Calculation Agent:	Bank of New York Mellon, London Branch	long term	AA	N/A	Aa1	N/A	no
		short term	F1+	N/A	P-1	N/A	no
Trustee:	BNY Mellon Corporate Trustee Services Limited	long term	AA	N/A	Aa1	N/A	no
		short term	F1+	N/A	P-1	N/A	no

			Fitch	S&P	Moody's	DBRS
Transaction Parties - required ratings						
	BMW AG	long term	N/A	N/A	A2	N/A
		short term	N/A	N/A	P-1	N/A
Issuer Account Bank:	Bank of New York Mellon, Frankfurt Branch	long term	A	N/A	A2	N/A
		short term	F1	N/A	P-1	N/A
Swap Provider:	Skandinaviska Enskilda Banken AB (publ)	long term	A	N/A	A2	N/A
		short term	F1	N/A	P-1	N/A

Compartment German Auto Loans 7
Monthly Investor Report



Rolls-Royce
 Motor Cars Limited

Reporting Date	Jan 10, 2019		
Payment Date	Jan 21, 2019		
Period No	15		
Monthly Period	Dec 31, 2018		
Interest Period	From	Dec 20, 2018	to Jan 21, 2019 = 32 days

31. Swap counterparty data

Swap counterparty data	
Swap counterparty provider	Skandinaviska Enskilda Banken AB (publ)
Swap termination event	No

Swap data	
Swap type	Fixed floating interest rate swap
Notional amount (in EUR)	580,152,595.02
Fixed rate (in %)	-0.2790
Floating rate (Euribor in %)	-0.3690
Net swap payments (in EUR) (- from SPV / + to SPV)	-55,404.57