

Bavarian Sky S.A., Compartment German Auto Loans 7

Monthly Investor Report - October 2018

Compartment German Auto Loans 7

Monthly Investor Report



Cover Sheet Monthly Investor Report

Index

1. Contact Information
2. Reporting Contact Details
3. Counterparty History
4. Overview Dates
5. Portfolio information
6. Reserves
7. Performance data
8. Defaulted Amount & Recovery Amount
9. Defaulted Amount & Recovery Amount - Loan Level Data
10. Outstanding Note Balance
11. Original Principal Balance
12. Aggregate Principal Balance
13. Aggregate Outstanding Principal Balance
14. Down Payments
15. Borrower Concentration
16. Geographical Distribution
17. Object Type
18. Delinquencies
19. Seasoning
20. Remaining Term
21. Original Term
22. Vehicle Class
23. Payment Type
24. Interest Rates
25. Credit Type
26. Contracts per Customer
27. Amortisation
28. Priority of Payments
29. Transaction Costs
30. Ratings
31. Swap Counterparties

Reporting Date	Nov 09, 2018
Payment Date	Nov 20, 2018
Period No	13
Monthly Period	Oct 31, 2018
Interest Period	From Oct 22, 2018 to Nov 20, 2018 = 29 days

Compartment German Auto Loans 7

Monthly Investor Report



Reporting Date	Nov 09, 2018
Payment Date	Nov 20, 2018
Period No	13
Monthly Period	Oct 31, 2018
Interest Period	From Oct 22, 2018 to Nov 20, 2018 = 29 days

1. Contact Information

Transaction Parties

Issuer:

Bavarian Sky S.A.

Acting in respect of its Compartment German Auto Loans 7
2a, rue Nicolas Bové
L-1253 Luxembourg
Luxembourg
Attn.: Valérie Schleimer
valerie.schleimer@intertrustgroup.com
+352 26 44 91

Corporate Administrator:

Intertrust (Luxembourg) S.à r.l.

6, Rue Eugène Ruppert
L-2453 Luxembourg
Luxembourg
Attn.: Valérie Schleimer
valerie.schleimer@intertrustgroup.com
+352 26 44 91

Originator/Service:

BMW Bank GmbH

Heidemannstrasse 164
80939 Munich
Germany
Attn.: Antoun Zakhour
abs.bmwgroup@bmw.de
+49-89-382-61467
Attn.: Michael Dalchow
abs.bmwgroup@bmw.de
+49-89-382-53070

**Compartment German Auto Loans 7
Monthly Investor Report**



Reporting Date	Nov 09, 2018
Payment Date	Nov 20, 2018
Period No	13
Monthly Period	Oct 31, 2018
Interest Period	From Oct 22, 2018 to Nov 20, 2018 = 29 days

1. Contact Information

Transaction Parties

**Calculation Agent/Paying Agent/
Interest Determination Agent:**

Bank of New York Mellon, London Branch
One Canada Square
E14 5AL London
United Kingdom
Attn.: Corporate Trust Administration
BNYM.structured.finance.team.8@bnymellon.com

Trustee:

BNY Mellon Corporate Trustee Services Limited
One Canada Square
E14 5AL London
United Kingdom
Attn.: Corporate Trust Administration
BNYM.structured.finance.team.8@bnymellon.com

Issuer Account Bank:

Bank of New York Mellon, Frankfurt Branch
Friedrich-Ebert-Anlage 49, Messeturm
60327 Frankfurt am Main
Germany
Attn.: Corporate Trust Administrator
BNYM.Structured.Finance.Team.8@bnymellon.com

Compartment German Auto Loans 7
Monthly Investor Report



Reporting Date	Nov 09, 2018
Payment Date	Nov 20, 2018
Period No	13
Monthly Period	Oct 31, 2018
Interest Period	From Oct 22, 2018 to Nov 20, 2018 = 29 days

1. Contact Information

Transaction Parties

Data Trustee:

Bank of New York Mellon, Frankfurt Branch

Friedrich-Ebert-Anlage 46, Messeturm
60327 Frankfurt am Main
Germany
Attn.: Corporate Trust Administration
BNYM.structured.finance.team.8@bnymellon.com

Swap Counterparty:

Skandinaviska Enskilda Banken AB (publ)

Kungsträdgårdsgatan 8
SE-106 40 Stockholm
Sweden
docunit@seb.se

Rating Agencies:

Fitch Ratings Ltd

30 North Colonnade, Canary Wharf
E14 5GN London
United Kingdom
ABSsurveillance@fitchratings.com

Moody's Investors Service Limited

One Canada Square, Canary Wharf
E14 5FH London
United Kingdom
monitor.abs@moodys.com

Compartment German Auto Loans 7
Monthly Investor Report



Reporting Date	Nov 09, 2018
Payment Date	Nov 20, 2018
Period No	13
Monthly Period	Oct 31, 2018
Interest Period	From Oct 22, 2018 to Nov 20, 2018 = 29 days

2. Reporting Contact Details

Contact for Servicer Report (Portfolio related information in Investor Report)

Contact for Investor Reporting:

BMW Bank GmbH
Heidemannstrasse 164
80939 Munich
Germany

Attn.: Antoun Zakhour
abs.bmwgroup@bmw.de
+49-89-382-61467

Attn.: Michael Dalchow
abs.bmwgroup@bmw.de
+49-89-382-53070

Calculation Agent:

Bank of New York Mellon, London Branch
One Canada Square
E14 5AL London
United Kingdom
Attn. Corporate Trust Administration
BNYM.structured.finance.team.8@bnymellon.com

Compartment German Auto Loans 7

Monthly Investor Report



3. Counterparty History

Replacement Party to be added if applicable

Reporting Date	Nov 09, 2018
Payment Date	Nov 20, 2018
Period No	13
Monthly Period	Oct 31, 2018
Interest Period	From Oct 22, 2018 to Nov 20, 2018 = 29 days

Compartment German Auto Loans 7
Monthly Investor Report



Reporting Date	Nov 09, 2018		
Payment Date	Nov 20, 2018		
Period No	13		
Monthly Period	Oct 31, 2018		
Interest Period	From	Oct 22, 2018	to Nov 20, 2018 = 29 days

4. Overview Dates

Initial Cut-Off Date:	30/09/2017		
Issue Date:	18/10/2017	Legal Maturity Date:	20/10/2024
Reporting Date	09/11/2018		
Investor Reporting Date	16/11/2018		
Interest Determination Date	18/10/2018		
Reporting Frequency:	monthly		
Monthly Period No. (since Issue Date):	13	(since Issue Date)	
Payment Date:	20/11/2018		
Next Payment Date	20/12/2018		
Monthly Period:	01/10/2018	until	31/10/2018

Compartment German Auto Loans 7

Monthly Investor Report



Reporting Date	Nov 09, 2018		
Payment Date	Nov 20, 2018		
Period No	13		
Monthly Period	Oct 31, 2018		
Interest Period	From	Oct 22, 2018	to Nov 20, 2018 = 29 days

5. Portfolio information

	current period	prior period
Outstanding receivables in EUR	Aggregate outstanding principal balance	Aggregate outstanding principal balance
Beginning of period in EUR	737,114,007.80	764,453,136.20
Scheduled principal payments in EUR	15,765,974.78	16,412,373.73
Prepayment* principal in EUR	8,807,423.61	9,510,696.67
Prepayments* number of contracts	603	611
Repurchases* principal in EUR	1,188,804.40	1,270,215.92
Repurchases* number of contracts	71	64
Total principal collections in EUR	25,762,202.79	27,193,286.32
Total interest collections in EUR	1,906,493.94	1,979,756.25
Defaulted Amounts in EUR	175,606.42	145,842.08
Late Recoveries in EUR	-2,210.07	38,769.21
End of Period in EUR	711,176,198.59	737,114,007.80
Current prepayment rate (annualised) in %	13.71	14.23

* Prepayments are defined as all contracts that are early settled by the borrower and repurchases are defined as all contracts that are repurchased due to modification of contract.

Compartment German Auto Loans 7
Monthly Investor Report



Reporting Date	Nov 09, 2018			
Payment Date	Nov 20, 2018			
Period No	13			
Monthly Period	Oct 31, 2018			
Interest Period	From	Oct 22, 2018	to	Nov 20, 2018 = 29 days

6. Reserves

Aggregate outstanding notes balance

Initial outstanding notes balance in EUR 1,075,300,000.00

Cash Reserve	in EUR
Outstanding cash reserve beginning of period	5,380,000.00
Interest on cash reserve - previous period	0.00
Required cash reserve	5,380,000.00
Outstanding cash reserve end of period	5,380,000.00

Triggers*								
Reserves	Current ratio	Trigger	Required Rating BMW AG				Trigger Breach	
			Fitch	S&P	Moody's	DBRS		
Commingling Reserve			Long Term	A	N/A	A2	N/A	no
			Short Term	F1	N/A	P-1	N/A	no

* Breach of one of these triggers in conjunction with any other event as set out in the Servicing Agreement and / or the Receivables Purchase Agreement will oblige BMW Bank GmbH to post additional cash collateral. The Reserves will be adjusted on a monthly basis and shall be deposited in the Issuer Account and exclusively reserved to cover risks.

Commingling Reserve	in EUR
Outstanding Commingling Reserve end of period	0.00

Set-Off Risk (current ratio): 0,00%

Compartment German Auto Loans 7

Monthly Investor Report



Reporting Date	Nov 09, 2018		
Payment Date	Nov 20, 2018		
Period No	13		
Monthly Period	Oct 31, 2018		
Interest Period	From	Oct 22, 2018	to Nov 20, 2018 = 29 days

7. Performance data

Aggregate outstanding notes balance

Beginning of period (in EUR)	710,790,243.46
End of period (in EUR)	683,288,469.94

Ratios

31- 60 days past due	(in EUR)	(in %)
31- 60 days past due period before previous period	851,073.11	0.11
31- 60 days past due previous period	976,564.38	0.13
31- 60 days past due current period	944,623.05	0.13

61- 90 days past due	(in EUR)	(in %)
61- 90 days past due period before previous period	393,850.09	0.05
61- 90 days past due previous period	422,766.97	0.06
61- 90 days past due current period	216,988.99	0.03

Cumulative net loss ratio	Current ratio
Cumulative net loss ratio (in %)	0.10

Compartment German Auto Loans 7
Monthly Investor Report



Reporting Date	Nov 09, 2018		
Payment Date	Nov 20, 2018		
Period No	13		
Monthly Period	Oct 31, 2018		
Interest Period	From	Oct 22, 2018	to Nov 20, 2018 = 29 days

7. Performance data

Performance data	
Number of contracts being 31 - 60 days delinquent	52
Number of contracts being 61 - 90 days delinquent	22
Balance of contracts being 31 - 60 days delinquent (in EUR)	944,623.05
Balance of contracts being 61 - 90 days delinquent (in EUR)	216,988.99
Defaulted amounts (in EUR)	175,606.42
Cumulative defaulted amounts (in EUR)	1,116,836.21
Recoveries (in EUR)	240,505.93
Cumulative recoveries (in EUR)	1,363,388.68

Compartment German Auto Loans 7
Monthly Investor Report



Reporting Date	Nov 09, 2018			
Payment Date	Nov 20, 2018			
Period No	13			
Monthly Period	Oct 31, 2018			
Interest Period	From	Oct 22, 2018	to	Nov 20, 2018 = 29 days

8. Defaulted Amount & Recovery Amount
(as at end of Monthly Period)

Collection Period	No. of Defaulted Agreements in Collection Period	Defaulted Amount in Collection Period (in EUR)	Cumulative Defaulted Amount since Initial Cut-Off Date (in EUR)	Cumulative Amount of Purchased Receivables (in EUR)	Cumulative Default Ratio (in %)	Recovery Amount in Collection Period (in EUR)	Cumulative Recoveries since Initial Cut-Off Date (in EUR)	Cumulative Net Losses (in EUR)	Cumulative Net Loss Ratio (in %)
Sept - 17	0	n/a	n/a	1,075,299,885.00	n/a	n/a	n/a	n/a	n/a
Oct - 17	12	62.01	62.01	1,075,299,885.00	0.00	0.00	0.00	62.00	0.00
Nov - 17	18	79.32	141.33	1,075,299,885.00	0.00	0.00	0.00	141.00	0.00
Dec - 17	17	65.10	206.43	1,075,299,885.00	0.00	0.00	0.00	206.00	0.00
Jan - 18	20	87,506.96	87,713.39	1,075,299,885.00	0.01	51,683.18	51,683.18	36,030.00	0.00
Feb - 18	18	84,172.99	171,886.38	1,075,299,885.00	0.02	61,520.07	113,203.25	58,683.00	0.01
Mar - 18	14	129,057.18	300,943.56	1,075,299,885.00	0.03	61,859.37	175,062.62	125,881.00	0.01
Apr - 18	22	83,113.92	384,057.48	1,075,299,885.00	0.04	41,694.28	216,756.90	167,301.00	0.02
May - 18	24	267,416.46	651,473.94	1,075,299,885.00	0.06	114,363.34	331,120.24	320,354.00	0.03
June - 18	25	327,360.95	978,834.89	1,075,299,885.00	0.09	162,353.97	493,474.21	485,361.00	0.05
July - 18	20	245,137.39	1,223,972.28	1,075,299,885.00	0.11	136,969.99	630,444.20	593,528.00	0.06
Aug - 18	34	471,551.50	1,695,523.78	1,075,299,885.00	0.16	269,691.87	900,136.07	795,388.00	0.07
Sept - 18	24	368,588.76	2,064,112.54	1,075,299,885.00	0.19	222,746.68	1,122,882.75	941,230.00	0.09
Oct - 18	37	416,112.35	2,480,224.89	1,075,299,885.00	0.23	240,505.93	1,363,388.68	1,116,836.00	0.10

Compartment German Auto Loans 7
Monthly Investor Report



Reporting Date	Nov 09, 2018		
Payment Date	Nov 20, 2018		
Period No	13		
Monthly Period	Oct 31, 2018		
Interest Period	From	Oct 22, 2018	to Nov 20, 2018 = 29 days

9. Defaulted Amount & Recovery Amount - Loan Level Data*

	Month / Year of Default	Month / Year of Loan Origination	Principal Balance (Initial in EUR)	Principal Balance of Loan at Default (in EUR)	Recovery Total (in EUR)	Principal Balance End of Period (in EUR)	Object Type (new / used)	Vehicle Series	Customer Type (private / commercial)	Out of Deal (Month / Year)
1	Jan - 18	Sept - 14	16,351.13	16,351.13	12,044.87	4,306.26	Used	5 Series	Commercial	
2	Jan - 18	June - 13	12,963.55	12,963.55	11,783.52	1,180.03	Used	5 Series	Private	
3	Jan - 18	Feb - 16	15,652.00	15,652.00	8,583.73	7,068.27	Used	X1 Series	Commercial	
4	Jan - 18	May - 17	38,255.90	37,796.02	37,796.02	0.00	Used	5 Series	Commercial	
5	Feb - 18	July - 16	26,755.60	26,145.58	18,020.29	8,125.29	Used	5 Series	Commercial	
6	Feb - 18	Feb - 17	9,447.90	9,295.57	8,097.14	1,198.43	Used	Other BMW Group	Private	
7	Feb - 18	Aug - 16	12,385.40	361.40	-12.84	374.24	Used	MINI	Commercial	
8	Mar - 18	June - 17	7,754.36	7,672.08	7,672.08	0.00	New	3 Series	Commercial	
9	Mar - 18	Feb - 17	27,414.41	12,056.53	888.06	11,168.47	Used	5 Series	Commercial	
10	Mar - 18	June - 17	61,865.07	61,865.07	16,004.71	45,860.36	New	7 Series	Commercial	
11	Apr - 18	May - 17	33,020.68	16,725.26	0.00	16,725.26	Used	5 Series	Commercial	
12	May - 18	Jan - 16	21,138.17	20,707.29	12,795.45	7,911.84	New	2 Series	Commercial	
13	May - 18	Mar - 17	25,856.04	12,152.61	0.00	12,152.61	Used	X5 Series	Commercial	
14	May - 18	Mar - 17	66,717.12	66,557.12	51,279.48	15,277.64	New	X6 Series	Commercial	
15	May - 18	Apr - 16	20,929.31	20,385.90	12,193.09	8,192.81	New	2 Series	Commercial	
16	May - 18	June - 17	18,307.55	17,407.53	13,418.87	3,988.66	Used	7 Series	Commercial	
17	May - 18	Feb - 17	10,502.59	9,919.52	6,324.61	3,594.91	Used	MINI	Private	
18	May - 18	May - 17	51,041.47	19,980.05	-59.93	20,039.98	Used	X6 Series	Commercial	
19	May - 18	June - 17	37,045.24	34,446.44	18,466.05	15,980.39	Used	7 Series	Commercial	
20	May - 18	Sept - 15	18,305.20	16,940.56	12,073.00	4,867.56	New	1 Series	Private	
21	May - 18	Feb - 17	23,033.85	20,900.66	15,264.49	5,636.17	New	3 Series	Commercial	
22	June - 18	June - 16	24,340.07	23,322.85	16,856.57	6,466.28	Used	X5 Series	Commercial	
23	June - 18	Dec - 15	28,372.42	25,452.38	0.00	25,452.38	Used	X3 Series	Commercial	
24	June - 18	Dec - 16	26,532.31	25,907.47	12,598.12	13,309.35	Used	1 Series	Commercial	
25	June - 18	June - 17	23,633.84	22,611.14	12,624.08	9,987.06	Used	X3 Series	Private	
26	June - 18	May - 17	35,563.19	34,218.47	34,218.47	0.00	Used	4 Series	Commercial	
27	June - 18	May - 16	35,814.39	33,496.35	19,435.00	14,061.35	New	2 Series	Private	
28	June - 18	Nov - 14	23,535.49	23,085.05	2,993.07	20,091.98	Used	5 Series	Commercial	
29	July - 18	Mar - 17	19,927.47	19,346.42	19,346.42	0.00	New	3 Series	Commercial	
30	July - 18	Mar - 17	34,988.88	34,586.11	18,403.94	16,182.17	Used	5 Series	Commercial	

Compartment German Auto Loans 7

Monthly Investor Report



Reporting Date	Nov 09, 2018			
Payment Date	Nov 20, 2018			
Period No	13			
Monthly Period	Oct 31, 2018			
Interest Period	From	Oct 22, 2018	to	Nov 20, 2018 = 29 days

9. Defaulted Amount & Recovery Amount - Loan Level Data*

	Month / Year of Default	Month / Year of Loan Origination	Principal Balance (Initial in EUR)	Principal Balance of Loan at Default (in EUR)	Recovery Total (in EUR)	Principal Balance End of Period (in EUR)	Object Type (new / used)	Vehicle Series	Customer Type (private / commercial)	Out of Deal (Month / Year)
31	July - 18	Jan - 17	28,522.72	28,007.56	0.00	28,007.56	Used	X5 Series	Commercial	
32	July - 18	May - 14	14,901.11	13,229.46	4,470.38	8,759.08	Used	X3 Series	Commercial	
33	July - 18	June - 14	13,592.72	12,259.74	5,990.07	6,269.67	Used	1 Series	Commercial	
34	July - 18	July - 16	28,419.61	28,114.57	0.00	28,114.57	New	MINI	Commercial	
35	July - 18	May - 16	34,023.99	30,600.34	13,450.45	17,149.89	Used	7 Series	Commercial	
36	Aug - 18	June - 15	10,989.03	9,668.44	7,256.00	2,412.44	Used	X1 Series	Private	
37	Aug - 18	Aug - 15	24,999.79	23,017.72	17,935.00	5,082.72	New	2 Series	Private	
38	Aug - 18	Apr - 15	962.41	726.59	0.00	726.59	Used	Non BMW Group (incl. Motorcycles)	Private	
39	Aug - 18	Apr - 17	16,845.57	16,217.29	0.00	16,217.29	Used	X5 Series	Commercial	
40	Aug - 18	Nov - 16	36,644.59	33,513.92	19,526.20	13,987.72	Used	5 Series	Commercial	
41	Aug - 18	Mar - 17	10,482.03	9,302.52	5,869.68	3,432.84	Used	1 Series	Commercial	
42	Aug - 18	May - 17	25,352.83	19,045.67	19,045.67	0.00	Used	5 Series	Commercial	
43	Aug - 18	July - 16	73,943.14	70,559.52	45,088.15	25,471.37	New	7 Series	Commercial	
44	Aug - 18	Sept - 13	17,269.90	15,987.38	9,760.00	6,227.38	Used	3 Series	Private	
45	Aug - 18	Dec - 16	52,254.96	49,582.81	37,918.19	11,664.62	New	Non BMW Group (incl. Motorcycles)	Commercial	
46	Aug - 18	Mar - 17	14,042.31	13,825.55	0.00	13,825.55	Used	Non BMW Group (incl. Motorcycles)	Commercial	
47	Aug - 18	Oct - 16	50,943.75	48,088.32	27,874.70	20,213.62	New	X4 Series	Commercial	
48	Aug - 18	May - 16	36,849.12	33,470.06	28,002.23	5,467.83	New	3 Series	Commercial	
49	Aug - 18	Feb - 17	23,195.92	22,058.54	11,456.64	10,601.90	New	1 Series	Commercial	
50	Aug - 18	Jan - 15	1,348.70	238.79	238.79	0.00	Used	MINI	Private	
51	Aug - 18	June - 12	22,127.86	20,890.96	4,438.92	16,452.04	Used	X5 Series	Commercial	
52	Aug - 18	Mar - 17	11,986.15	10,957.18	5,898.95	5,058.23	Used	3 Series	Commercial	
53	Aug - 18	June - 17	15,492.00	15,149.88	7,128.45	8,021.43	Used	3 Series	Commercial	
54	Aug - 18	Feb - 17	22,045.68	19,961.05	13,020.83	6,940.22	Used	3 Series	Private	
55	Aug - 18	May - 17	39,153.99	37,763.60	25,658.53	12,105.07	Used	X5 Series	Commercial	
56	Sept - 18	Feb - 16	23,789.44	21,268.29	12,708.11	8,560.18	Used	3 Series	Commercial	
57	Sept - 18	May - 17	29,940.66	27,978.20	16,218.49	11,759.71	Used	5 Series	Commercial	
58	Sept - 18	Mar - 17	33,303.60	30,219.35	22,624.08	7,691.68	New	5 Series	Private	
59	Sept - 18	Apr - 17	30,861.96	30,074.79	27,900.00	2,174.79	Used	4 Series	Private	
60	Sept - 18	Nov - 14	10,964.80	1,876.72	-141.16	2,017.88	New	3 Series	Commercial	

Compartment German Auto Loans 7

Monthly Investor Report



Reporting Date	Nov 09, 2018		
Payment Date	Nov 20, 2018		
Period No	13		
Monthly Period	Oct 31, 2018		
Interest Period	From	Oct 22, 2018	to Nov 20, 2018 = 29 days

9. Defaulted Amount & Recovery Amount - Loan Level Data*

	Month / Year of Default	Month / Year of Loan Origination	Principal Balance (Initial in EUR)	Principal Balance of Loan at Default (in EUR)	Recovery Total (in EUR)	Principal Balance End of Period (in EUR)	Object Type (new / used)	Vehicle Series	Customer Type (private / commercial)	Out of Deal (Month / Year)
61	Sept - 18	Mar - 17	17,009.38	13,744.14	10,943.40	2,800.74	Used	5 Series	Commercial	
62	Sept - 18	Jan - 17	17,266.21	15,587.24	8,681.10	6,906.14	Used	3 Series	Commercial	
63	Sept - 18	Dec - 16	27,134.97	25,521.34	11,741.97	13,779.37	Used	X3 Series	Commercial	
64	Sept - 18	Apr - 17	40,651.37	37,478.29	29,684.13	7,794.16	New	Non BMW Group (incl. Motorcycles)	Commercial	
65	Sept - 18	May - 15	12,381.23	1,639.44	-1,525.88	3,165.32	Used	5 Series	Commercial	
66	Sept - 18	Mar - 17	35,948.64	33,707.15	19,804.65	13,902.50	New	X1 Series	Commercial	
67	Sept - 18	July - 16	17,900.94	16,271.01	0.00	16,271.01	Used	X5 Series	Commercial	
68	Sept - 18	July - 15	40,884.88	35,768.54	25,100.00	10,668.54	New	5 Series	Private	
69	Sept - 18	Mar - 17	39,928.94	38,639.19	0.00	38,639.19	Used	7 Series	Commercial	
70	Oct - 18	Jan - 17	13,430.72	12,385.79	5,397.18	6,988.61	Used	Non BMW Group (incl. Motorcycles)	Commercial	
71	Oct - 18	Feb - 17	20,573.50	18,460.91	11,830.82	6,630.09	Used	MINI	Private	
72	Oct - 18	Feb - 17	27,603.66	8,701.87	0.00	8,701.87	New	X1 Series	Commercial	
73	Oct - 18	May - 17	17,794.18	15,231.08	7,870.86	7,360.22	Used	1 Series	Commercial	
74	Oct - 18	May - 14	18,857.56	15,632.97	11,885.84	3,747.13	Used	X6 Series	Commercial	
75	Oct - 18	Dec - 13	28,231.92	23,963.79	13,809.58	10,154.21	Used	X3 Series	Commercial	
76	Oct - 18	May - 17	32,130.31	29,069.80	19,073.70	9,996.10	New	5 Series	Commercial	
77	Oct - 18	Mar - 16	6,183.18	2,086.32	739.15	1,347.17	Used	Non BMW Group (incl. Motorcycles)	Private	
78	Oct - 18	Sept - 16	27,162.94	24,516.57	13,473.45	11,043.12	Used	5 Series	Commercial	
79	Oct - 18	Mar - 17	27,208.02	24,486.52	14,388.78	10,097.74	Used	3 Series	Private	
80	Oct - 18	Mar - 17	39,194.73	38,167.88	27,836.78	10,331.10	New	4 Series	Commercial	
81	Oct - 18	Oct - 16	29,281.64	24,521.37	20,607.27	3,914.10	Used	7 Series	Commercial	
82	Oct - 18	Mar - 15	13,169.45	13,169.45	0.00	13,169.45	New	1 Series	Private	
83	Oct - 18	Apr - 17	43,365.26	39,880.05	29,843.37	10,036.68	New	Non BMW Group (incl. Motorcycles)	Commercial	
84	Oct - 18	May - 17	16,627.65	14,360.64	6,253.30	8,107.34	Used	5 Series	Commercial	
85	Oct - 18	Aug - 15	26,890.77	24,307.82	10,271.13	14,036.69	New	3 Series	Commercial	
86	Oct - 18	May - 16	35,716.67	32,535.22	21,512.61	11,022.61	Used	7 Series	Commercial	
87	Oct - 18	Nov - 13	27,226.06	10,913.85	-111.68	11,025.53	Used	5 Series	Commercial	
88	Oct - 18	Nov - 16	14,094.98	12,444.44	8,864.96	3,579.48	Used	1 Series	Commercial	
89	Oct - 18	Apr - 17	34,672.56	33,209.52	19,099.87	14,109.65	New	2 Series	Commercial	
90	Jan - 18	June - 17	4,814.49	4,678.96	4,071.21	607.75	Used	3 Series	Private	Apr - 18

Compartment German Auto Loans 7

Monthly Investor Report



Reporting Date	Nov 09, 2018		
Payment Date	Nov 20, 2018		
Period No	13		
Monthly Period	Oct 31, 2018		
Interest Period	From	Oct 22, 2018	to Nov 20, 2018 = 29 days

9. Defaulted Amount & Recovery Amount - Loan Level Data*

	Month / Year of Default	Month / Year of Loan Origination	Principal Balance (Initial in EUR)	Principal Balance of Loan at Default (in EUR)	Recovery Total (in EUR)	Principal Balance End of Period (in EUR)	Object Type (new / used)	Vehicle Series	Customer Type (private / commercial)	Out of Deal (Month / Year)
91	Feb - 18	Jan - 17	13,015.36	13,015.36	10,496.32	2,519.04	Used	3 Series	Commercial	May - 18
92	Feb - 18	Apr - 16	18,392.34	18,392.34	15,624.13	2,768.21	New	1 Series	Private	May - 18
93	Mar - 18	Jan - 15	10,760.66	10,449.98	8,565.78	1,884.20	Used	3 Series	Commercial	June - 18
94	Apr - 18	May - 17	24,462.11	23,731.53	19,098.67	4,632.86	Used	3 Series	Private	June - 18
95	Mar - 18	Apr - 17	19,078.09	18,976.67	14,008.04	4,968.63	New	Non BMW Group (incl. Motorcycles)	Private	July - 18
96	Apr - 18	Mar - 15	18,533.65	17,307.68	14,417.98	2,889.70	New	2 Series	Private	July - 18
97	Apr - 18	Aug - 14	24,408.07	24,036.89	11,022.31	13,014.58	Used	5 Series	Private	July - 18
98	May - 18	June - 17	24,350.95	23,473.04	17,297.11	6,175.93	Used	5 Series	Commercial	July - 18
99	Feb - 18	Sept - 15	16,194.30	15,610.51	13,297.19	2,313.32	Used	Non BMW Group (incl. Motorcycles)	Commercial	Sept - 18
100	June - 18	Mar - 15	15,739.18	14,359.05	13,286.97	1,072.08	New	1 Series	Private	Sept - 18
101	June - 18	June - 17	15,118.31	14,731.56	9,656.29	5,075.27	New	Other BMW Group	Commercial	Sept - 18
102	June - 18	Mar - 17	38,982.54	38,982.54	20,803.51	18,179.03	New	2 Series	Commercial	Sept - 18
103	June - 18	Nov - 16	11,659.49	10,879.98	8,180.68	2,699.30	Used	1 Series	Commercial	Sept - 18
104	June - 18	Feb - 17	59,638.45	57,561.06	27,451.01	30,110.05	Used	X5 Series	Commercial	Sept - 18
105	July - 18	Feb - 17	9,052.80	8,479.86	7,647.61	832.25	Used	MINI	Private	Oct - 18
106	July - 18	Mar - 17	15,313.68	14,307.17	12,872.79	1,478.44	Used	5 Series	Private	Oct - 18
107	Oct - 18	July - 15	1,971.95	201.26	69.03	132.23	Used	3 Series	Commercial	Oct - 18

*Applicable only if loans have defaulted. Does not include defaulted amounts less than 10 EUR.

Compartment German Auto Loans 7
Monthly Investor Report



Reporting Date	Nov 09, 2018		
Payment Date	Nov 20, 2018		
Period No	13		
Monthly Period	Oct 31, 2018		
Interest Period	From	Oct 22, 2018	to Nov 20, 2018 = 29 days

10. Outstanding note balance

1. Note balance	All Notes	Class A	Class B
Initial note information for Class			
ISIN code		XS1683494592	XS1683494915
Currency		EUR	EUR
Legal final maturity		Oct 2024	Oct 2024
Rating (Fitch / Moody's / S&P/DBRS)		AAA/Aaa/N/A/N/A	N/A/N/A/N/A/N/A
Initial notes aggregate principal outstanding balance in EUR	1,075,300,000.00	1,000,000,000.00	75,300,000.00
Nominal amount per note in EUR		100,000.00	100,000.00
Initial number of notes per class in EUR		10,000	753
Current Note Information			
Notes aggregate principal outstanding balance in EUR - BoP	710,790,243.46	635,490,243.46	75,300,000.00
Available distribution amount in EUR	33,046,486.66		
Redemption per class in EUR		27,501,773.52	0,00
Redemption per note in EUR		2,750.18	0.00
Notes aggregate principal outstanding balance in EUR - EoP	683,288,469.94	607,988,469.94	75,300,000.00
Current pool factor		0.61	1.00
2. Payments to investor per note		Class A	Class B
Interest Type		Floating Rate	Fixed Rate
Reference Rate		1M_EURIBOR	NONE
Actual Interest Rate		-0.369%	NONE
Spread		0.400%	NONE
Coupon		0.031%	1.000%
Day count fraction		Actual/360	Actual/360
Interest days		29 days	29 days
Principal outstanding per note in EUR - BoP		63,549.02	100,000.00
Principal repayment per note in EUR		2,750.18	0.00
Principal outstanding per note in EUR - EoP		60,798.85	100,000.00
Interest payment per Note in EUR		1.59	80.56

Compartment German Auto Loans 7
Monthly Investor Report



Reporting Date	Nov 09, 2018			
Payment Date	Nov 20, 2018			
Period No	13			
Monthly Period	Oct 31, 2018			
Interest Period	From	Oct 22, 2018	to	Nov 20, 2018 = 29 days

3. Credit enhancement	Initial Period (in EUR)	Initial CE (in %)	Current Period (in EUR)	Current CE (in %)
Class A	1,000,000,000.00	7.50	607,988,469.94	15.27
Class B	75,300,000.00	0.50	75,300,000.00	4.68
Cash Reserve (+ Overcollateralisation)	5,379,885.33	0.00	33,267,728.65	0.00

"In its capacity as originator and lender, BMW Bank GmbH complies with the retention requirement of a material net economic interest in accordance with Art. 405 CRR. A minimum of 5.0% of the net economic interest will be retained throughout the life of the transaction in form of retention of the Class B Notes and the Subordinated Loan."

4. Clean-Up Call Option

If the aggregate outstanding principal balance has been reduced to less than 10% of the aggregate outstanding principal balance at the Issue Date, the seller will have the option under the receivables purchase Agreement to acquire all outstanding purchased receivables.

Aggregate outstanding principal balance at end of period (in EUR)	711,176,198.59
Clean-Up option exercisable	No

Compartment German Auto Loans 7
Monthly Investor Report



Reporting Date	Nov 09, 2018			
Payment Date	Nov 20, 2018			
Period No	13			
Monthly Period	Oct 31, 2018			
Interest Period	From	Oct 22, 2018	to	Nov 20, 2018 = 29 days

11. Original Principal Balance

Initial Portfolio as of origination of contract

Group (in EUR) (by Original Principal Balance)	Original principal balance (in EUR)	Original Principal Balance (in % of total)	Number of Contracts	Number of Contracts (in % of total)
0.00 - 5,000.00	6,952,214.98	0.56	1,832	3.15
5.000,01 - 10.000,00	58,611,633.89	4.75	7,457	12.82
10.000,01 - 15.000,00	142,071,546.45	11.53	11,224	19.29
15.000,01 - 20.000,00	193,930,803.12	15.73	11,075	19.04
20.000,01 - 25.000,00	206,957,002.69	16.79	9,215	15.84
25.000,01 - 30.000,00	186,569,339.49	15.14	6,810	11.71
30.000,01 - 35.000,00	135,414,459.95	10.99	4,186	7.20
35.000,01 - 40.000,00	88,286,985.15	7.16	2,362	4.06
40.000,01 - 45.000,00	58,732,363.84	4.76	1,387	2.38
45.000,01 - 50.000,00	39,196,107.70	3.18	826	1.42
50.000,01 - 55.000,00	28,713,754.16	2.33	547	0.94
55.000,01 - 60.000,00	22,818,800.56	1.85	397	0.68
> 60.000,00	64,430,047.86	5.23	858	1.47
Total	1,232,685,059.84	100.00	58,176	100.00

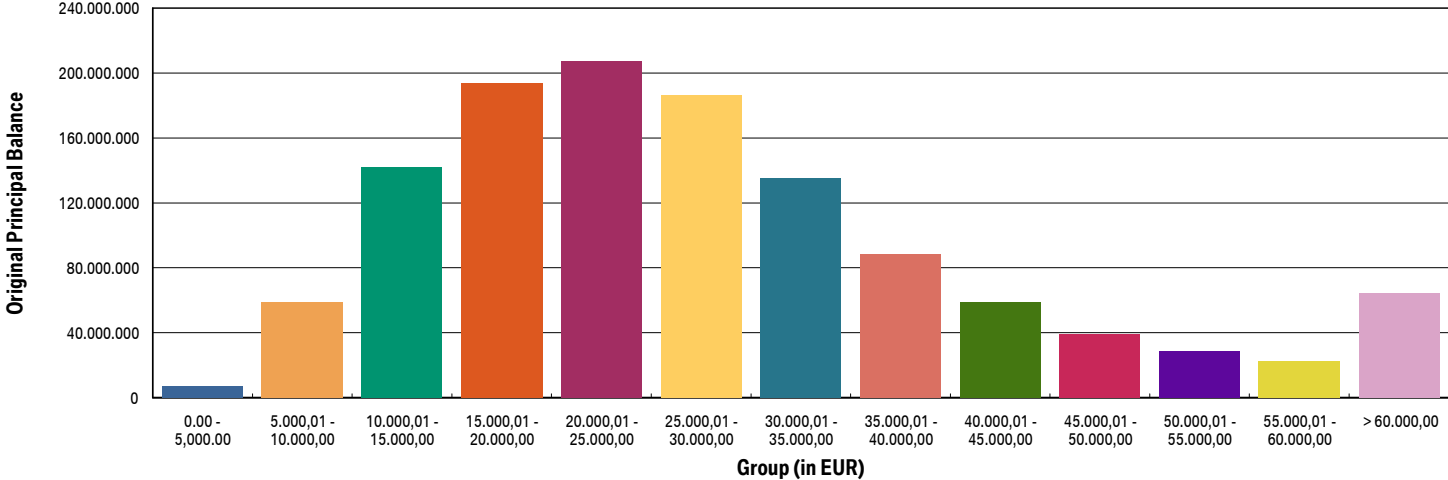
Compartment German Auto Loans 7
Monthly Investor Report



Reporting Date	Nov 09, 2018			
Payment Date	Nov 20, 2018			
Period No	13			
Monthly Period	Oct 31, 2018			
Interest Period	From	Oct 22, 2018	to	Nov 20, 2018 = 29 days

Average:	21,188.89
Min:	1,000.00
Max:	268,086.77

11a. Original Principal Balance (graph)



Compartment German Auto Loans 7
Monthly Investor Report



Reporting Date	Nov 09, 2018			
Payment Date	Nov 20, 2018			
Period No	13			
Monthly Period	Oct 31, 2018			
Interest Period	From	Oct 22, 2018	to	Nov 20, 2018 = 29 days

12. Aggregate Principal Balance

Initial Portfolio

Group (in EUR)	Aggregate Principal Balance (in EUR)	Aggregate Principal Balance (in % of total)	Number of Contracts	Number of Contracts (in % of total)
0.00 - 5,000.00	13,572,816.24	1.26	4,004	6.88
5.000,01 - 10.000,00	75,260,397.46	7.00	9,826	16.89
10.000,01 - 15.000,00	153,093,033.88	14.24	12,241	21.04
15.000,01 - 20.000,00	186,664,077.90	17.36	10,717	18.42
20.000,01 - 25.000,00	185,595,994.12	17.26	8,295	14.26
25.000,01 - 30.000,00	148,704,876.29	13.83	5,446	9.36
30.000,01 - 35.000,00	100,939,663.59	9.39	3,135	5.39
35.000,01 - 40.000,00	62,681,849.04	5.83	1,683	2.89
40.000,01 - 45.000,00	40,143,393.57	3.73	951	1.63
45.000,01 - 50.000,00	29,364,008.53	2.73	620	1.07
50.000,01 - 55.000,00	21,734,531.84	2.02	415	0.71
55.000,01 - 60.000,00	16,627,329.18	1.55	290	0.50
> 60.000,00	40,917,913.69	3.81	553	0.95
Total	1,075,299,885.33	100.00	58,176	100.00

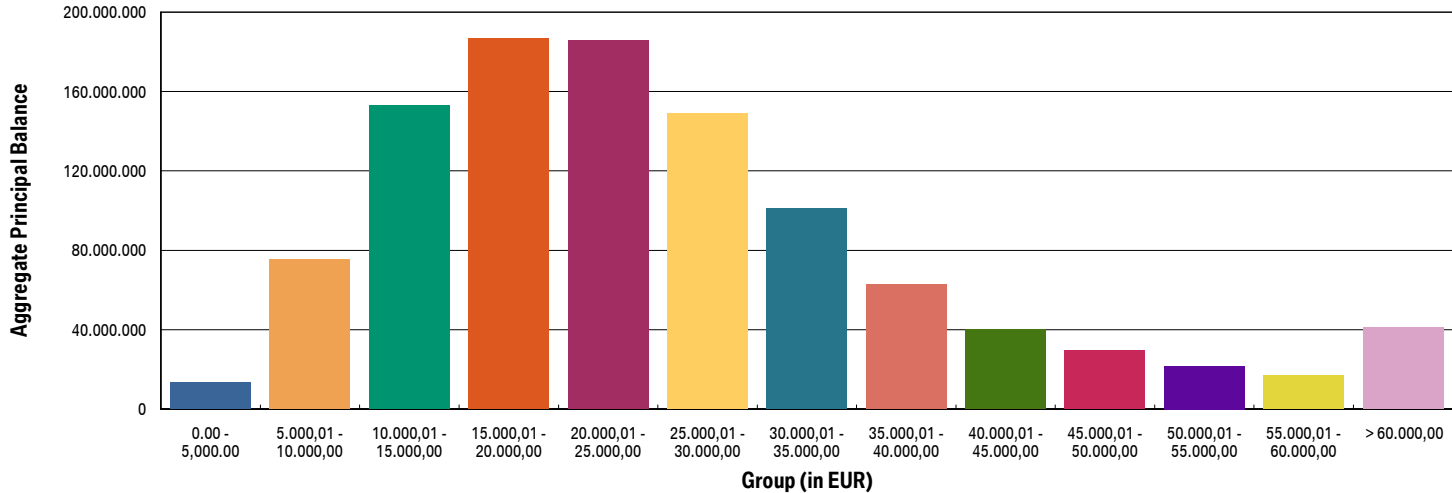
Compartment German Auto Loans 7
Monthly Investor Report



Reporting Date	Nov 09, 2018		
Payment Date	Nov 20, 2018		
Period No	13		
Monthly Period	Oct 31, 2018		
Interest Period	From	Oct 22, 2018	to Nov 20, 2018 = 29 days

Average:	18,483.57
Min:	197.19
Max:	234,727.59

12a. Aggregate Principal Balance (graph)



Compartment German Auto Loans 7
Monthly Investor Report



Reporting Date	Nov 09, 2018			
Payment Date	Nov 20, 2018			
Period No	13			
Monthly Period	Oct 31, 2018			
Interest Period	From	Oct 22, 2018	to	Nov 20, 2018 = 29 days

13. Aggregate Outstanding Principal Balance

Portfolio as of: Oct 31, 2018

Group (in EUR)	Aggregate Outstanding Principal Balance (in EUR)	Aggregate Outstanding Principal Balance (in % of total)	Number of Contracts	Number of Contracts (in % of total)
0.00 - 5,000.00	14,084,940.08	1.98	7,393	15.86
5.000,01 - 10.000,00	67,184,764.78	9.45	8,786	18.84
10.000,01 - 15.000,00	120,279,164.44	16.91	9,667	20.73
15.000,01 - 20.000,00	138,975,355.01	19.54	7,990	17.14
20.000,01 - 25.000,00	125,215,464.00	17.61	5,622	12.06
25.000,01 - 30.000,00	90,668,039.78	12.75	3,332	7.15
30.000,01 - 35.000,00	50,722,952.46	7.13	1,573	3.37
35.000,01 - 40.000,00	31,636,491.64	4.45	849	1.82
40.000,01 - 45.000,00	21,455,216.44	3.02	507	1.09
45.000,01 - 50.000,00	16,081,114.98	2.26	340	0.73
50.000,01 - 55.000,00	10,627,425.30	1.49	203	0.44
55.000,01 - 60.000,00	7,949,913.35	1.12	139	0.30
> 60.000,00	16,295,356.33	2.29	225	0.48
Total	711,176,198.59	100.00	46,626	100.00

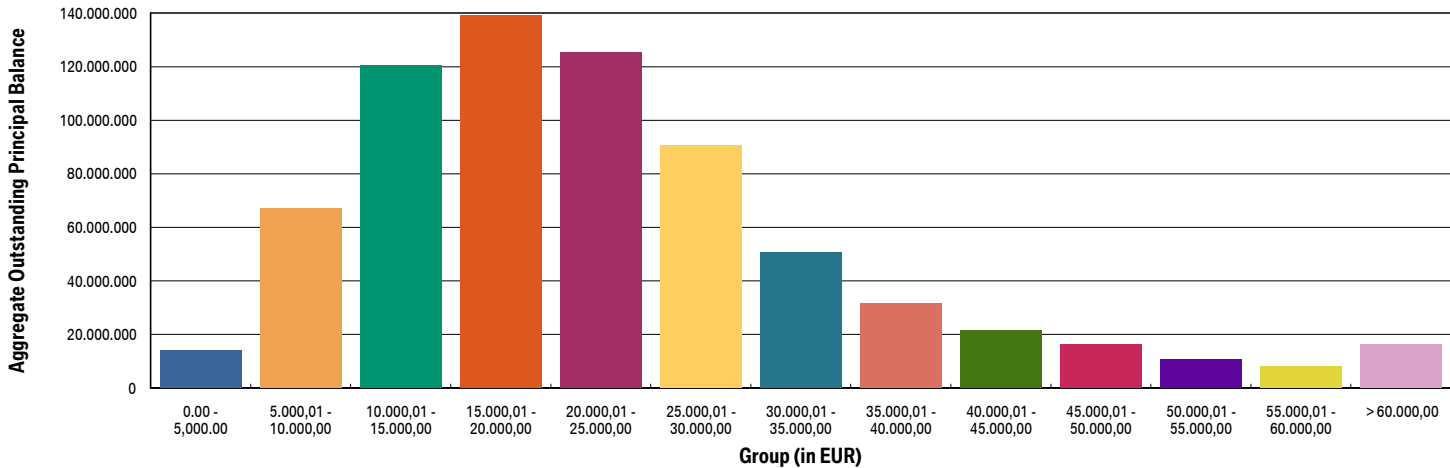
WA:	15,252.78
Min:	0.00
Max:	178,623.65

Compartment German Auto Loans 7
Monthly Investor Report



Reporting Date	Nov 09, 2018		
Payment Date	Nov 20, 2018		
Period No	13		
Monthly Period	Oct 31, 2018		
Interest Period	From	Oct 22, 2018	to Nov 20, 2018 = 29 days

13a. Aggregate Outstanding Principal Balance (graph)



Compartment German Auto Loans 7

Monthly Investor Report



Reporting Date	Nov 09, 2018				
Payment Date	Nov 20, 2018				
Period No	13				
Monthly Period	Oct 31, 2018				
Interest Period	From	Oct 22, 2018	to	Nov 20, 2018	= 29 days

14. Down Payments

Portfolio as of: Oct 31, 2018

Down Payment	Aggregate Outstanding Principal Balance (in EUR)	Aggregate Outstanding Principal Balance (in % of total)	Number of Contracts	Number of Contracts (in % of total)	Down Payment/ Purchase Price (in %)
No Down Payment	171,126,503.14	24.06	12,158	26.08	0.00
<=1000	13,078,957.84	1.84	1,086	2.33	4.56
1.000,01 - 2.000,00	34,610,459.79	4.87	2,629	5.64	8.76
2.000,01 - 3.000,00	43,972,188.48	6.18	3,327	7.14	12.79
3.000,01 - 4.000,00	43,721,848.76	6.15	3,276	7.03	16.48
4.000,01 - 5.000,00	69,545,869.94	9.78	4,569	9.80	18.29
5.000,01 - 6.000,00	40,837,618.92	5.74	2,634	5.65	20.67
6.000,01 - 7.000,00	37,745,379.92	5.31	2,355	5.05	22.68
7.000,01 - 8.000,00	35,681,013.05	5.02	2,170	4.65	24.28
8.000,01 - 9.000,00	19,481,456.31	2.74	1,216	2.61	26.07
9.000,01 - 10.000,00	58,343,384.17	8.20	3,338	7.16	27.44
10.000,01 - 11.000,00	13,709,184.99	1.93	735	1.58	26.72
11.000,01 - 12.000,00	17,113,275.48	2.41	936	2.01	29.22
12.000,01 - 13.000,00	11,863,245.28	1.67	639	1.37	30.23
13.000,01 - 14.000,00	9,916,622.16	1.39	570	1.22	32.35
14.000,01 - 15.000,00	24,774,639.98	3.48	1,386	2.97	34.88
> 15.000,00	65,654,550.38	9.23	3,602	7.73	40.97
Total	711,176,198.59	100.00	46,626	100.00	17.85

Minimum Down Payment:	61.07
Maximum Down Payment:	93,505.30
Average Down Payment:	5,944.07
Average Down Payment (customers that made a Down Payment):	8,040.74

Compartment German Auto Loans 7
Monthly Investor Report



Reporting Date	Nov 09, 2018			
Payment Date	Nov 20, 2018			
Period No	13			
Monthly Period	Oct 31, 2018			
Interest Period	From	Oct 22, 2018	to	Nov 20, 2018 = 29 days

15. Borrower Concentration

Portfolio as of: Oct 31, 2018

Borrower (Top 20)	Aggregate Outstanding Principal Balance (in EUR)	Aggregate Outstanding Principal Balance (in % of total)	Number of Contracts	Number of Contracts (in % of total)
1	767,720.31	0.11	38	0.08
2	530,650.38	0.07	17	0.04
3	247,608.43	0.03	10	0.02
4	220,504.02	0.03	5	0.01
5	184,453.13	0.03	2	0.00
6	178,623.65	0.03	1	0.00
7	173,944.58	0.02	1	0.00
8	167,980.49	0.02	1	0.00
9	157,393.75	0.02	1	0.00
10	152,336.55	0.02	3	0.01
11	147,137.21	0.02	4	0.01
12	142,522.76	0.02	2	0.00
13	138,339.97	0.02	2	0.00
14	134,910.64	0.02	3	0.01
15	134,784.72	0.02	2	0.00
16	125,970.39	0.02	2	0.00
17	125,898.20	0.02	2	0.00
18	124,868.85	0.02	3	0.01
19	120,217.01	0.02	2	0.00
20	118,452.45	0.02	2	0.00
Total	4,094,317.49	0.58	103	0.22
Total Portfolio Balance	711,176,198.59			

Compartment German Auto Loans 7
Monthly Investor Report



Reporting Date	Nov 09, 2018			
Payment Date	Nov 20, 2018			
Period No	13			
Monthly Period	Oct 31, 2018			
Interest Period	From	Oct 22, 2018	to	Nov 20, 2018 = 29 days

16. Geographical Distribution

Initial Portfolio

Post code area	Aggregate Principal Balance (in EUR)	Aggregate Principal Balance (in % of total)	Number of Contracts	Number of contracts (in % of total)
post code area 0	60,077,202.26	5.59	3,214	5.52
post code area 1	61,378,550.20	5.71	3,176	5.46
post code area 2	99,202,184.48	9.23	5,354	9.20
post code area 3	101,570,427.34	9.45	5,572	9.58
post code area 4	123,361,453.69	11.47	6,787	11.67
post code area 5	116,364,864.70	10.82	6,367	10.94
post code area 6	135,978,558.12	12.65	7,314	12.57
post code area 7	133,996,727.10	12.46	7,441	12.79
post code area 8	145,662,142.02	13.55	7,666	13.18
post code area 9	97,707,775.42	9.09	5,285	9.08
Total	1,075,299,885.33	100.00	58,176	100.00

Compartment German Auto Loans 7
Monthly Investor Report



Reporting Date	Nov 09, 2018			
Payment Date	Nov 20, 2018			
Period No	13			
Monthly Period	Oct 31, 2018			
Interest Period	From	Oct 22, 2018	to	Nov 20, 2018 = 29 days

16. Geographical Distribution

Portfolio as of: Oct 31, 2018

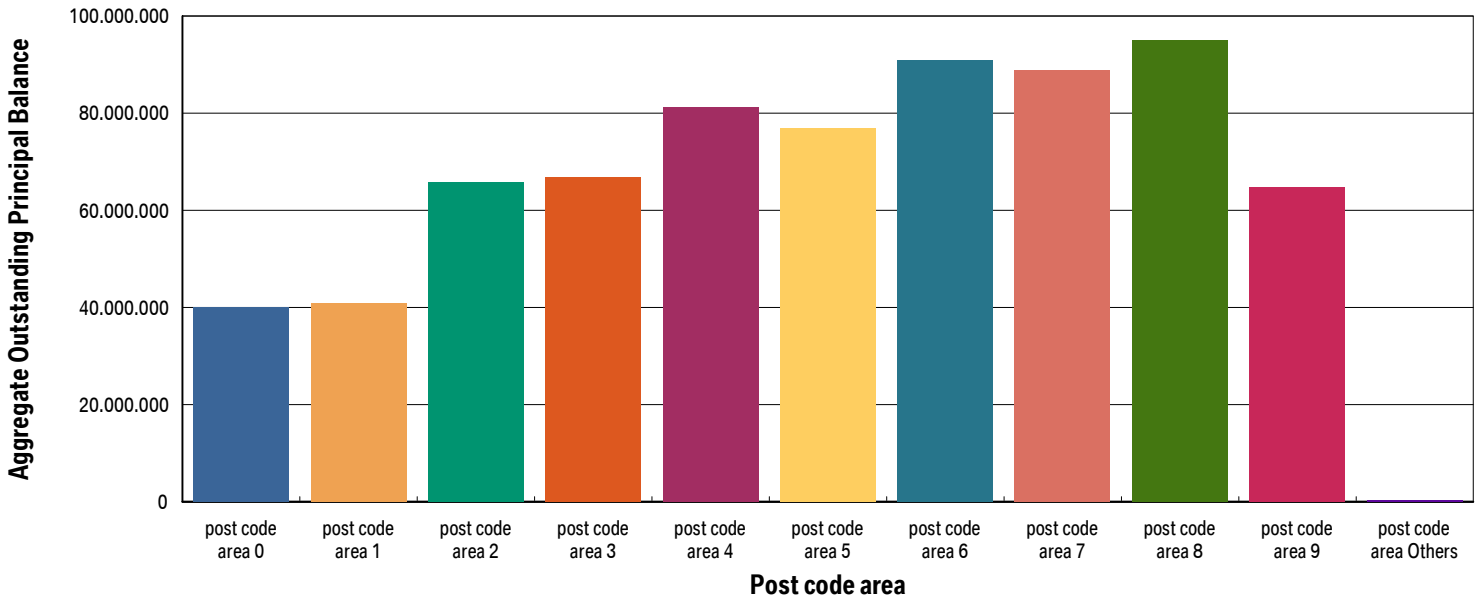
Post code area	Aggregate Outstanding Principal Balance (in EUR)	Aggregate Outstanding Principal Balance (in % of total)	Number of Contracts	Number of Contracts (in % of total)
post code area 0	40,037,982.20	5.63	2,603	5.58
post code area 1	40,787,426.37	5.74	2,585	5.54
post code area 2	65,749,604.41	9.25	4,304	9.23
post code area 3	66,756,161.67	9.39	4,419	9.48
post code area 4	81,254,690.01	11.43	5,401	11.58
post code area 5	76,835,373.12	10.80	5,105	10.95
post code area 6	90,794,981.39	12.77	5,915	12.69
post code area 7	88,898,310.27	12.50	5,960	12.78
post code area 8	94,968,641.91	13.35	6,066	13.01
post code area 9	64,745,941.83	9.10	4,242	9.10
post code area Others	347,085.41	0.05	26	0.06
Total	711,176,198.59	100.00	46,626	100.00

Compartment German Auto Loans 7
Monthly Investor Report



Reporting Date	Nov 09, 2018			
Payment Date	Nov 20, 2018			
Period No	13			
Monthly Period	Oct 31, 2018			
Interest Period	From	Oct 22, 2018	to	Nov 20, 2018 = 29 days

16a. Geographical Distribution (graph)



Compartment German Auto Loans 7

Monthly Investor Report



Reporting Date	Nov 09, 2018			
Payment Date	Nov 20, 2018			
Period No	13			
Monthly Period	Oct 31, 2018			
Interest Period	From	Oct 22, 2018	to	Nov 20, 2018 = 29 days

17. Object Type

Initial Portfolio

Car Type	Aggregate Principal Balance (in EUR)	Aggregate Principal Balance (in % of total)	Number of Contracts	Number of Contracts (in % of total)
New	501,846,144.20	46.67	21,173	36.39
Used	573,453,741.13	53.33	37,003	63.61
Total	1,075,299,885.33	100.00	58,176	100.00

Customer Group	Aggregate Principal Balance (in EUR)	Aggregate Principal Balance (in % of total)	Number of Contracts	Number of Contracts (in % of total)
Commercial	284,006,070.70	26.41	11,469	19.71
Private Individual	791,293,814.63	73.59	46,707	80.29
Total	1,075,299,885.33	100.00	58,176	100.00

Portfolio as of: Oct 31, 2018

Car Type	Aggregate Outstanding Principal Balance (in EUR)	Aggregate Outstanding Principal Balance (in % of total)	Number of Contracts	Number of Contracts (in % of total)
New	338,188,462.27	47.55	16,992	36.44
Used	372,987,736.32	52.45	29,634	63.56
Total	711,176,198.59	100.00	46,626	100.00

Customer Group	Aggregate Outstanding Principal Balance (in EUR)	Aggregate Outstanding Principal Balance (in % of total)	Number of Contracts	Number of Contracts (in % of total)
Commercial	181,285,015.15	25.49	8,953	19.20
Private Individual	529,891,183.44	74.51	37,673	80.80
Total	711,176,198.59	100.00	46,626	100.00

Compartment German Auto Loans 7
Monthly Investor Report



Reporting Date	Nov 09, 2018			
Payment Date	Nov 20, 2018			
Period No	13			
Monthly Period	Oct 31, 2018			
Interest Period	From	Oct 22, 2018	to	Nov 20, 2018 = 29 days

18. Delinquencies

Initial Portfolio

Days past due	Aggregate Principal Balance (in EUR)	Aggregate Principal Balance (in % of total)	Number of Contracts	Number of Contracts (in % of total)
1 - 30	0.00	0.00	0	0.00
31 - 60	0.00	0.00	0	0.00
61 - 90	0.00	0.00	0	0.00
91 - 120	0.00	0.00	0	0.00
> 120	0.00	0.00	0	0.00
Total	0.00	0.00	0	0.00

Portfolio as of: Oct 31, 2018

Days past due	Aggregate Outstanding Principal Balance (in EUR)	Aggregate Outstanding Principal Balance (in % of total)	Number of Contracts	Number of Contracts (in % of total)
1 - 30	7,452,673.75	1.05	419	0.90
31 - 60	944,623.05	0.13	52	0.11
61 - 90	216,988.99	0.03	22	0.05
91 - 120	180,202.51	0.03	13	0.03
> 120	270,475.37	0.04	17	0.04
Total	9,064,963.67	1.27	523	1.12

Compartment German Auto Loans 7
Monthly Investor Report



Reporting Date	Nov 09, 2018				
Payment Date	Nov 20, 2018				
Period No	13				
Monthly Period	Oct 31, 2018				
Interest Period	From	Oct 22, 2018	to	Nov 20, 2018	= 29 days

18a. Delinquencies Analysis

Monthly Period	Performing (in EUR)	31-60 days past due (in EUR)	61-90 days past due (in EUR)	91-120 days past due (in EUR)	>120 days past due (in EUR)
Oct - 17	1,050,705,316.43	0.00	0.00	0.00	0.00
Nov - 17	1,024,400,687.00	192,605.04	0.00	0.00	0.00
Dec - 17	994,995,004.32	924,546.79	74,589.12	0.00	0.00
Jan - 18	967,039,862.05	609,321.06	249,539.42	58,937.12	0.00
Feb - 18	939,480,701.57	527,925.95	350,062.12	129,524.32	45,173.29
Mar - 18	909,459,592.01	844,387.70	306,429.44	188,178.73	51,962.92
Apr - 18	880,385,742.71	948,893.29	465,398.59	183,285.00	149,370.46
May - 18	851,220,379.52	768,015.21	513,851.38	176,262.87	244,841.49
June - 18	820,868,759.17	983,559.09	422,702.52	148,729.00	272,684.25
July - 18	791,711,739.10	981,002.42	475,749.51	275,931.77	209,660.15
Aug - 18	762,653,455.53	851,073.11	393,850.09	300,060.55	254,696.92
Sept - 18	735,242,693.68	976,564.38	422,766.97	150,407.63	321,575.14
Oct - 18	709,563,908.67	944,623.05	216,988.99	180,202.51	270,475.37

Compartment German Auto Loans 7
Monthly Investor Report



Reporting Date	Nov 09, 2018			
Payment Date	Nov 20, 2018			
Period No	13			
Monthly Period	Oct 31, 2018			
Interest Period	From	Oct 22, 2018	to	Nov 20, 2018 = 29 days

19. Seasoning

Initial Portfolio

Group (in months)	Aggregate Principal Balance (in EUR)	Aggregate Principal Balance (in % of total)	Number of Contracts	Number of Contracts (in % of total)
<= 6	576,370,179.60	53.60	29,246	50.27
> 6 - <= 12	222,745,645.89	20.71	11,596	19.93
> 12 - <= 24	186,842,759.18	17.38	10,877	18.70
> 24 - <= 36	73,724,365.83	6.86	5,112	8.79
> 36 - <= 42	8,286,360.63	0.77	699	1.20
> 42 - <= 48	4,269,898.26	0.40	360	0.62
> 48 - <= 53	1,983,410.97	0.18	178	0.31
> 53	1,077,264.97	0.10	108	0.19
Total	1,075,299,885.33	100.00	58,176	100.00

WA Seasoning (in months):	9.82
Min (in months):	3.00
Max (in months):	63.00

Compartment German Auto Loans 7
Monthly Investor Report



Reporting Date	Nov 09, 2018			
Payment Date	Nov 20, 2018			
Period No	13			
Monthly Period	Oct 31, 2018			
Interest Period	From	Oct 22, 2018	to	Nov 20, 2018 = 29 days

19. Seasoning

Portfolio as of: Oct 31, 2018

Group (in months)	Aggregate Outstanding Principal Balance (in EUR)	Aggregate Outstanding Principal Balance (in % of total)	Number of Contracts	Number of Contracts (in % of total)
<= 6	0.00	0.00	0	0.00
> 6 - <= 12	0.00	0.00	0	0.00
> 12 - <= 24	563,707,996.93	79.26	34,748	74.52
> 24 - <= 36	126,358,158.08	17.77	9,188	19.71
> 36 - <= 42	10,985,318.53	1.54	1,442	3.09
> 42 - <= 48	5,690,623.02	0.80	635	1.36
> 48 - <= 53	2,567,566.46	0.36	329	0.71
> 53	1,866,535.57	0.26	284	0.61
Total	711,176,198.59	100.00	46,626	100.00

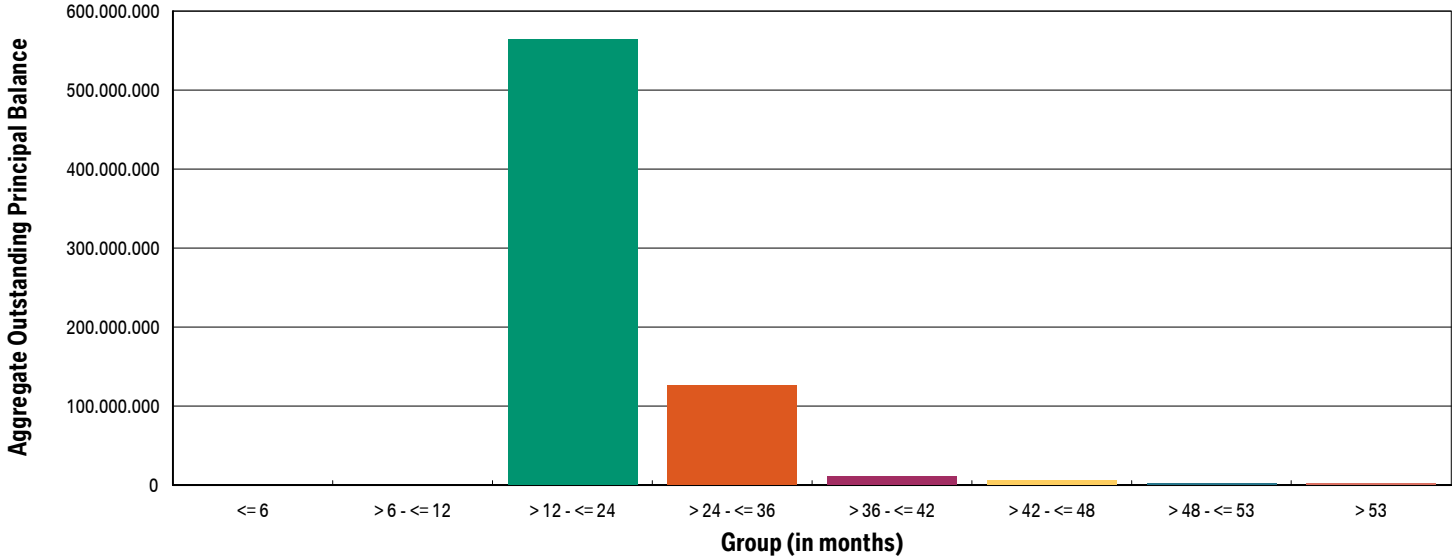
WA Seasoning (in months):	21.10
Min (in months):	16.00
Max (in months):	74.00

Compartment German Auto Loans 7
Monthly Investor Report



Reporting Date	Nov 09, 2018				
Payment Date	Nov 20, 2018				
Period No	13				
Monthly Period	Oct 31, 2018				
Interest Period	From	Oct 22, 2018	to	Nov 20, 2018	= 29 days

19a. Seasoning (graph)



Compartment German Auto Loans 7
Monthly Investor Report



Reporting Date	Nov 09, 2018			
Payment Date	Nov 20, 2018			
Period No	13			
Monthly Period	Oct 31, 2018			
Interest Period	From	Oct 22, 2018	to	Nov 20, 2018 = 29 days

20. Remaining Term

Initial Portfolio

Group (in months)	Aggregate Principal Balance (in EUR)	Aggregate Principal Balance (in % of total)	Number of Contracts	Number of Contracts (in % of total)
<= 6	20,139,249.55	1.87	1,845	3.17
> 6 - <= 12	50,536,528.09	4.70	3,933	6.76
> 12 - <= 24	171,299,952.34	15.93	11,654	20.03
> 24 - <= 36	388,304,361.55	36.11	20,241	34.79
> 36 - <= 42	130,449,406.13	12.13	6,507	11.19
> 42 - <= 48	156,183,577.11	14.52	7,315	12.57
> 48 - <= 53	40,426,095.56	3.76	1,793	3.08
> 53	117,960,715.00	10.97	4,888	8.40
Total	1,075,299,885.33	100.00	58,176	100.00

WA Remaining Term (in months):	34.05
Min (in months):	3.00
Max (in months):	60.00

Compartment German Auto Loans 7
Monthly Investor Report



Reporting Date	Nov 09, 2018			
Payment Date	Nov 20, 2018			
Period No	13			
Monthly Period	Oct 31, 2018			
Interest Period	From	Oct 22, 2018	to	Nov 20, 2018 = 29 days

20. Remaining Term

Portfolio as of: Oct 31, 2018

Group (in months)	Aggregate Outstanding Principal Balance (in EUR)	Aggregate Outstanding Principal Balance (in % of total)	Number of Contracts	Number of Contracts (in % of total)
<= 6	46,586,171.14	6.55	7,372	15.81
> 6 - <= 12	65,225,267.67	9.17	4,971	10.66
> 12 - <= 24	274,058,252.26	38.54	16,873	36.19
> 24 - <= 36	209,975,570.66	29.53	11,864	25.45
> 36 - <= 42	71,120,353.47	10.00	3,497	7.50
> 42 - <= 48	44,210,583.39	6.22	2,049	4.39
> 48 - <= 53	0.00	0.00	0	0.00
> 53	0.00	0.00	0	0.00
Total	711,176,198.59	100.00	46,626	100.00

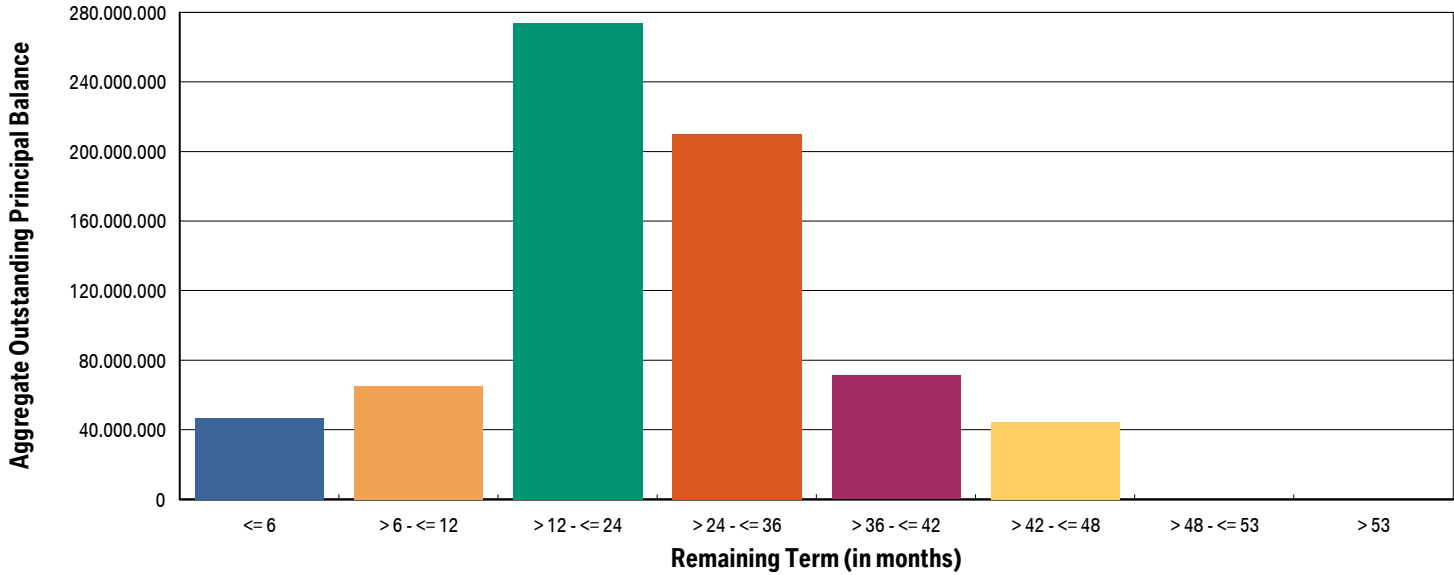
WA Remaining Term (in months):	23.65
Min (in months):	0.00
Max (in months):	47.00

Compartment German Auto Loans 7
Monthly Investor Report



Reporting Date	Nov 09, 2018				
Payment Date	Nov 20, 2018				
Period No	13				
Monthly Period	Oct 31, 2018				
Interest Period	From	Oct 22, 2018	to	Nov 20, 2018	= 29 days

20a. Remaining Term (graph)



Compartment German Auto Loans 7
Monthly Investor Report



Reporting Date	Nov 09, 2018			
Payment Date	Nov 20, 2018			
Period No	13			
Monthly Period	Oct 31, 2018			
Interest Period	From	Oct 22, 2018	to	Nov 20, 2018 = 29 days

21. Original Term

Initial Portfolio

Group (in months)	Aggregate Principal Balance (in EUR)	Aggregate Principal Balance (in % of total)	Number of Contracts	Number of Contracts (in % of total)
<= 6	0.00	0.00	0	0.00
> 6 - <= 12	741,642.57	0.07	269	0.46
> 12 - <= 24	41,782,594.85	3.89	4,381	7.53
> 24 - <= 36	508,474,086.15	47.29	27,485	47.24
> 36 - <= 42	5,442,641.12	0.51	386	0.66
> 42 - <= 48	285,160,953.22	26.52	14,779	25.40
> 48 - <= 53	773,733.14	0.07	51	0.09
> 53	232,924,234.28	21.66	10,825	18.61
Total	1,075,299,885.33	100.00	58,176	100.00

WA Original Term (in months):	43.87
Min (in months):	7.00
Max (in months):	120.00

Compartment German Auto Loans 7

Monthly Investor Report



Reporting Date	Nov 09, 2018			
Payment Date	Nov 20, 2018			
Period No	13			
Monthly Period	Oct 31, 2018			
Interest Period	From	Oct 22, 2018	to	Nov 20, 2018 = 29 days

22. Vehicle Class

Initial Portfolio

Group	Aggregate Principal Balance (in EUR)	Aggregate Principal Balance (in % of total)	Number of Contracts	Number of Contracts (in % of total)
BMW 1 Series	124,156,707.04	11.55	9,479	16.29
BMW 2 Series	102,433,319.71	9.53	4,414	7.59
BMW 3 Series	161,594,042.71	15.03	9,553	16.42
BMW 4 Series	57,511,545.30	5.35	1,757	3.02
BMW 5 Series	154,036,449.18	14.32	7,004	12.04
BMW 6 Series	13,627,445.82	1.27	365	0.63
BMW 7 Series	17,876,857.30	1.66	590	1.01
BMW X1 Series	77,679,575.16	7.22	4,206	7.23
BMW X3 Series	62,911,891.13	5.85	2,830	4.86
BMW X4 Series	14,559,594.63	1.35	378	0.65
BMW X5 Series	56,974,044.39	5.30	1,642	2.82
BMW X6 Series	19,870,199.08	1.85	513	0.88
BMW Z Series	10,713,603.03	1.00	598	1.03
BMW i Series	3,039,138.94	0.28	91	0.16
MINI	136,089,516.00	12.66	8,921	15.33
Non BMW Group Models (incl. Motorcycles)	28,553,711.71	2.66	2,147	3.69
Other BMW Group (incl. Motorcycles)	33,672,244.20	3.13	3,688	6.34
Total	1,075,299,885.33	100.00	58,176	100.00

Compartment German Auto Loans 7

Monthly Investor Report



Reporting Date	Nov 09, 2018		
Payment Date	Nov 20, 2018		
Period No	13		
Monthly Period	Oct 31, 2018		
Interest Period	From	Oct 22, 2018	to Nov 20, 2018 = 29 days

Portfolio as of: Oct 31, 2018

Group	Aggregate Outstanding Principal Balance (in EUR)	Aggregate Outstanding Principal Balance (in % of total)	Number of Contracts	Number of Contracts (in % of total)
BMW 1 Series	78,453,372.62	11.03	7,407	15.89
BMW 2 Series	71,228,102.87	10.02	3,708	7.95
BMW 3 Series	105,655,129.72	14.86	7,579	16.25
BMW 4 Series	38,455,810.59	5.41	1,436	3.08
BMW 5 Series	101,452,106.11	14.27	5,614	12.04
BMW 6 Series	9,236,462.84	1.30	306	0.66
BMW 7 Series	10,787,842.53	1.52	448	0.96
BMW X1 Series	53,025,102.56	7.46	3,428	7.35
BMW X3 Series	42,271,562.04	5.94	2,297	4.93
BMW X4 Series	10,227,375.12	1.44	309	0.66
BMW X5 Series	38,362,337.29	5.39	1,321	2.83
BMW X6 Series	12,543,059.04	1.76	383	0.82
BMW Z Series	6,635,310.86	0.93	466	1.00
BMWi Series	2,166,611.65	0.30	71	0.15
MINI	92,888,438.45	13.06	7,329	15.72
Non BMW Group Models (incl. Motorcycles)	18,044,150.02	2.54	1,699	3.64
Other BMW Group (incl. Motorcycles)	19,743,424.28	2.78	2,825	6.06
Total	711,176,198.59	100.00	46,626	100.00

Compartment German Auto Loans 7
Monthly Investor Report



Reporting Date	Nov 09, 2018			
Payment Date	Nov 20, 2018			
Period No	13			
Monthly Period	Oct 31, 2018			
Interest Period	From	Oct 22, 2018	to	Nov 20, 2018 = 29 days

23. Payment Type

Initial Portfolio:

Group	Aggregate Principal Balance (in EUR)	Aggregate Principal Balance (in % of total)	Number of Contracts	Number of Contracts (in % of total)
Direct debit	1,072,573,425.67	99.75	58,012	99.72
Self payment	2,726,459.66	0.25	164	0.28
Total	1,075,299,885.33	100.00	58,176	100.00

Portfolio as of: Oct 31, 2018

Group	Aggregate Outstanding Principal Balance (in EUR)	Aggregate Outstanding Principal Balance (in % of total)	Number of Contracts	Number of Contracts (in % of total)
Direct debit	703,923,796.91	98.98	45,723	98.06
Self payment	7,252,401.68	1.02	903	1.94
Total	711,176,198.59	100.00	46,626	100.00

24. Interest Rates

Weighted Average Nominal Interest Rate (in %)			
Aggregate Principal Balance (Initial)	1,075,299,885.33		3.20
Aggregate Outstanding Principal Balance	711,176,198.59		3.13

Compartment German Auto Loans 7
Monthly Investor Report



Reporting Date	Nov 09, 2018			
Payment Date	Nov 20, 2018			
Period No	13			
Monthly Period	Oct 31, 2018			
Interest Period	From	Oct 22, 2018	to	Nov 20, 2018 = 29 days

25. Credit Type

Initial Portfolio

Credit Type	Aggregate Principal Balance (in EUR)	Aggregate Principal Balance (in % of total)	Number of Contracts	Number of Contracts (in % of total)
Balloon	1,062,022,231.05	98.77	56,097	96.43
Equal Instalment Loan	13,277,654.28	1.23	2,079	3.57
Total	1,075,299,885.33	100.00	58,176	100.00

Portfolio as of: Oct 31, 2018

Credit Type	Aggregate Outstanding Principal Balance (in EUR)	Aggregate Outstanding Principal Balance (in % of total)	Number of Contracts	Number of Contracts (in % of total)
Balloon	705,572,524.65	99.21	45,267	97.09
Equal Instalment Loan	5,603,673.94	0.79	1,359	2.91
Total	711,176,198.59	100.00	46,626	100.00

Compartment German Auto Loans 7
Monthly Investor Report



Reporting Date	Nov 09, 2018			
Payment Date	Nov 20, 2018			
Period No	13			
Monthly Period	Oct 31, 2018			
Interest Period	From	Oct 22, 2018	to	Nov 20, 2018 = 29 days

26. Contracts Per Customer

Initial Portfolio :

Group	Aggregate Principal Balance (in EUR)	Aggregate Principal Balance (in % of total)	Number of Contracts	Number of Contracts (in % of total)
1	1,018,379,438.01	94.71	55,690	95.73
2 - 4	50,359,193.50	4.68	2,194	3.77
5 - 7	1,300,446.96	0.12	59	0.10
8 - 10	106,131.77	0.01	16	0.03
> 10	5,154,675.09	0.48	217	0.37
Total	1,075,299,885.33	100.00	58,176	100.00

Portfolio as of: Oct 31, 2018

Group	Aggregate Outstanding Principal Balance (in EUR)	Aggregate Outstanding Principal Balance (in % of total)	Number of Contracts	Number of Contracts (in % of total)
1	681,461,863.13	95.82	45,043	96.60
2 - 4	27,227,329.27	3.83	1,438	3.08
5 - 7	699,489.68	0.10	41	0.09
8 - 10	337,657.91	0.05	19	0.04
> 10	1,449,858.60	0.20	85	0.18
Total	711,176,198.59	100.00	46,626	100.00

Compartment German Auto Loans 7
Monthly Investor Report



Reporting Date	Nov 09, 2018		
Payment Date	Nov 20, 2018		
Period No	13		
Monthly Period	Oct 31, 2018		
Interest Period	From	Oct 22, 2018	to Nov 20, 2018 = 29 days

27. Amortisation

Initial Portfolio

Period	Principal Balance (in EUR)
	1,075,299,885.33
1	1,060,943,391.23
2	1,046,546,518.25
3	1,028,143,480.96
4	1,009,946,120.87
5	991,276,856.02
6	971,651,928.95
7	951,997,456.32
8	932,474,767.43
9	912,587,307.97
10	890,868,439.21
11	869,990,343.74
12	849,480,237.36
13	829,978,972.02
14	810,931,432.99
15	790,929,469.38
16	772,219,217.94
17	750,648,817.76
18	726,612,568.15
19	702,257,186.81
20	679,888,041.08
21	655,697,343.74
22	633,150,616.59
23	613,571,691.51
24	593,874,982.31
25	573,575,290.96
26	553,638,349.72
27	532,836,607.01
28	515,589,425.57
29	477,211,044.30
30	425,194,308.95

Current Portfolio

Period	Principal Balance in EUR	Reduction in EUR
	711,176,198.59	
1	693,952,532.03	17,223,666.56
2	677,874,307.42	16,078,224.61
3	662,373,410.27	15,500,897.15
4	644,642,743.67	17,730,666.60
5	624,997,245.76	19,645,497.91
6	605,889,091.78	19,108,153.98
7	587,424,245.07	18,464,846.71
8	567,014,823.94	20,409,421.13
9	547,950,214.29	19,064,609.65
10	531,159,188.53	16,791,025.76
11	514,367,999.62	16,791,188.91
12	497,012,511.07	17,355,488.55
13	479,765,949.31	17,246,561.76
14	462,036,133.93	17,729,815.38
15	447,388,513.37	14,647,620.56
16	414,740,463.69	32,648,049.68
17	369,836,892.62	44,903,571.07
18	329,358,946.88	40,477,945.74
19	292,231,366.31	37,127,580.57
20	250,663,317.85	41,568,048.46
21	243,016,386.07	7,646,931.78
22	235,767,193.62	7,249,192.45
23	228,746,948.75	7,020,244.87
24	221,012,635.35	7,734,313.40
25	212,735,291.53	8,277,343.82
26	204,114,752.47	8,620,539.06
27	196,072,973.53	8,041,778.94
28	173,816,376.12	22,256,597.41
29	147,708,950.12	26,107,426.00
30	125,752,457.90	21,956,492.22

Compartment German Auto Loans 7
Monthly Investor Report



Reporting Date	Nov 09, 2018		
Payment Date	Nov 20, 2018		
Period No	13		
Monthly Period	Oct 31, 2018		
Interest Period	From	Oct 22, 2018	to Nov 20, 2018 = 29 days

27. Amortisation

Initial Portfolio

Period	Principal Balance (in EUR)
31	378,332,531.28
32	336,316,528.85
33	289,247,873.94
34	280,298,657.42
35	271,916,844.49
36	263,687,868.36
37	254,598,533.08
38	244,763,914.79
39	234,739,277.31
40	225,614,638.49
41	199,638,859.87
42	170,229,127.29
43	145,192,330.37
44	121,255,944.52
45	93,869,705.18
46	89,405,174.31
47	85,501,055.08
48	81,172,434.65
49	77,410,499.88
50	73,828,614.72
51	70,432,279.34
52	67,340,372.25
53	55,044,094.06
54	39,464,117.62
55	26,196,870.79
56	13,694,526.94
57	11,530.21
58	4,318.90
59	1,770.62
60	0.00

Current Portfolio

Period	Principal Balance in EUR	Reduction in EUR
31	104,841,861.80	20,910,596.10
32	80,530,109.37	24,311,752.43
33	76,769,646.02	3,760,463.35
34	73,349,753.91	3,419,892.11
35	69,639,475.86	3,710,278.05
36	66,447,965.76	3,191,510.10
37	63,363,936.80	3,084,028.96
38	60,487,877.60	2,876,059.20
39	57,817,528.01	2,670,349.59
40	47,493,398.22	10,324,129.79
41	34,209,252.48	13,284,145.74
42	23,001,137.34	11,208,115.14
43	12,089,818.90	10,911,318.44
44	8,276.47	12,081,542.43
45	2,143.36	6,133.11
46	1,024.02	1,119.34
47	0.00	1,024.02
48	0.00	0.00
49	0.00	0.00
50	0.00	0.00
51	0.00	0.00
52	0.00	0.00
53	0.00	0.00
54	0.00	0.00
55	0.00	0.00
56	0.00	0.00
57	0.00	0.00
58	0.00	0.00
59	0.00	0.00
60	0.00	0.00

Compartment German Auto Loans 7
Monthly Investor Report



Reporting Date	Nov 09, 2018		
Payment Date	Nov 20, 2018		
Period No	13		
Monthly Period	Oct 31, 2018		
Interest Period	From	Oct 22, 2018	to Nov 20, 2018 = 29 days

28. Priority of Payments

Priority of Payments*

Available Distribution Amount	+	33,046,486.66
Taxes	-	0.00
Trustee Payment	-	0.00
Senior Expenses	-	47,003.47
Swap Net Payment	-	41,147.99
Class A Interest	-	15,900.00
Class B Interest	-	60,661.68
Cash Reserve	-	5,380,000.00
Principal Class A	-	27,501,773.52
Principal Class B	-	0.00
Swap Termination Event	-	0.00
Subordinated Loan Interest	-	0.00
Subordinated Loan Principal	-	0.00
Seller	-	0.00

*all Amounts in EUR

Compartment German Auto Loans 7
Monthly Investor Report



Reporting Date	Nov 09, 2018			
Payment Date	Nov 20, 2018			
Period No	13			
Monthly Period	Oct 31, 2018			
Interest Period	From	Oct 22, 2018	to	Nov 20, 2018 = 29 days

29. Transaction costs

	Class A	Class B	Subordinated Loan	Total
Senior Expenses				47,003.47
Interest accrued for the Period (in EUR)	15,900.00	60,661.68	3,818.16	80,379.84
Interest payments for the Period (in EUR)	15,900.00	60,661.68	0.00	76,561.68
Cumulative Interest Payments (in EUR)	270,500.00	832,494.21	0.00	1,102,994.21
Unpaid Interest for the Period (in EUR)	0.00	0.00	3,818.16	3,818.16
Cumulative Unpaid Interest (in EUR)	0.00	0.00	52,330.98	52,330.98

Compartment German Auto Loans 7
Monthly Investor Report



Reporting Date	Nov 09, 2018			
Payment Date	Nov 20, 2018			
Period No	13			
Monthly Period	Oct 31, 2018			
Interest Period	From	Oct 22, 2018	to	Nov 20, 2018 = 29 days

30. Ratings

	Fitch	S&P	Moodys	DBRS
Notes - current ratings				
Class A	AAA	N/A	Aaa	N/A
Class B	N/A	N/A	N/A	N/A

		Fitch	S&P	Moodys	DBRS	Trigger Breached	
Transaction Parties - current ratings							
	BMW AG	long term	N/A	A+	A1	A high	no
		short term	N/A	A-1	P-1	N/A	no
Issuer Account Bank:	Bank of New York Mellon, Frankfurt Branch	long term	AA	N/A	Aa1	N/A	no
		short term	F1+	N/A	P-1	N/A	no
Swap Provider:	Skandinaviska Enskilda Banken AB (publ)	long term	AA-	N/A	Aa3	N/A	no
		short term	F1+	N/A	P-1	N/A	no
Calculation Agent:	Bank of New York Mellon, London Branch	long term	AA	N/A	Aa1	N/A	no
		short term	F1+	N/A	P-1	N/A	no
Trustee:	BNY Mellon Corporate Trustee Services Limited	long term	AA	N/A	Aa1	N/A	no
		short term	F1+	N/A	P-1	N/A	no

		Fitch	S&P	Moodys	DBRS	
Transaction Parties - required ratings						
	BMW AG	long term	N/A	N/A	A2	N/A
		short term	N/A	N/A	P-1	N/A
Issuer Account Bank:	Bank of New York Mellon, Frankfurt Branch	long term	A	N/A	A2	N/A
		short term	F1	N/A	P-1	N/A
Swap Provider:	Skandinaviska Enskilda Banken AB (publ)	long term	A	N/A	A2	N/A
		short term	F1	N/A	P-1	N/A

Compartment German Auto Loans 7
Monthly Investor Report



Reporting Date	Nov 09, 2018		
Payment Date	Nov 20, 2018		
Period No	13		
Monthly Period	Oct 31, 2018		
Interest Period	From	Oct 22, 2018	to Nov 20, 2018 = 29 days

31. Swap counterparty data

Swap counterparty data	
Swap counterparty provider	Skandinaviska Enskilda Banken AB (publ)
Swap termination event	No

Swap data	
Swap type	Fixed floating interest rate swap
Notional amount (in EUR)	635,490,243.46
Fixed rate (in %)	-0.2790
Floating rate (Euribor in %)	-0.3690
Net swap payments (in EUR) (- from SPV / + to SPV)	-41,147.99