



Bavarian Sky S.A., Compartment German Auto Loans 7

Monthly Investor Report

Compartment German Auto Loans 7

Monthly Investor Report



Cover Sheet Monthly Investor Report

Index

1. Contact Information
2. Reporting Contact Details
3. Counterparty History
4. Overview Dates
5. Portfolio information
6. Reserves
7. Performance data
8. Defaulted Amount & Recovery Amount
9. Defaulted Amount & Recovery Amount - Loan Level Data
10. Outstanding Note Balance
11. Original Principal Balance
12. Aggregate Principal Balance
13. Aggregate Outstanding Principal Balance
14. Down Payments
15. Borrower Concentration
16. Geographical Distribution
17. Object Type
18. Delinquencies
19. Seasoning
20. Remaining Term
21. Original Term
22. Vehicle Class
23. Payment Type
24. Interest Rates
25. Credit Type
26. Contracts per Customer
27. Amortisation
28. Priority of Payments
29. Transaction Costs
30. Ratings
31. Swap Counterparties

Reporting Date	Feb 09, 2018
Payment Date	Feb 20, 2018
Period No	4
Monthly Period	Jan 31, 2018
Interest Period	From Jan 22, 2018 to Feb 20, 2018 = 29 days

Compartment German Auto Loans 7

Monthly Investor Report



Reporting Date	Feb 09, 2018
Payment Date	Feb 20, 2018
Period No	4
Monthly Period	Jan 31, 2018
Interest Period	From Jan 22, 2018 to Feb 20, 2018 = 29 days

1. Contact Information

Transaction Parties

Issuer:

Bavarian Sky S.A.

Acting in respect of its Compartment German Auto Loans 7
6, Rue Eugène Ruppert
L-2453 Luxembourg
Luxembourg
Attn.: Valérie Schleimer
valerie.schleimer@intertrustgroup.com
+352 26 44 91

Corporate Administrator:

Intertrust (Luxembourg) S.à r.l.

6, Rue Eugène Ruppert
L-2453 Luxembourg
Luxembourg
Attn.: Valérie Schleimer
valerie.schleimer@intertrustgroup.com
+352 26 44 91

Originator/Servicer:

BMW Bank GmbH

Heidemannstrasse 164
80939 Munich
Germany
Attn.: Anne Schoen
abs.bmwgroup@bmw.de
+49-89-382-13846
Attn.: Michael Dalchow
abs.bmwgroup@bmw.de
+49-89-382-53070

Compartment German Auto Loans 7

Monthly Investor Report



Reporting Date	Feb 09, 2018
Payment Date	Feb 20, 2018
Period No	4
Monthly Period	Jan 31, 2018
Interest Period	From Jan 22, 2018 to Feb 20, 2018 = 29 days

1. Contact Information

Transaction Parties

Calculation Agent/Paying Agent/ Interest Determination Agent:

Bank of New York Mellon, London Branch

One Canada Square
E14 5AL London
United Kingdom
Attn.: Corporate Trust Administration
BNYM.structured.finance.team.8@bnymellon.com

Trustee:

BNY Mellon Corporate Trustee Services Limited

One Canada Square
E14 5AL London
United Kingdom
Attn.: Corporate Trust Administration
BNYM.structured.finance.team.8@bnymellon.com

Issuer Account Bank:

Bank of New York Mellon, Frankfurt Branch

Friedrich-Ebert-Anlage 49, Messeturm
60327 Frankfurt am Main
Germany
Attn.: Corporate Trust Administrator
BNYM.Structured.Finance.Team.8@bnymellon.com

Data Trustee:

Bank of New York Mellon, Frankfurt Branch

Friedrich-Ebert-Anlage 46, Messeturm
60327 Frankfurt am Main
Germany
Attn.: Corporate Trust Administration
BNYM.structured.finance.team.8@bnymellon.com

Compartment German Auto Loans 7

Monthly Investor Report



Reporting Date	Feb 09, 2018
Payment Date	Feb 20, 2018
Period No	4
Monthly Period	Jan 31, 2018
Interest Period	From Jan 22, 2018 to Feb 20, 2018 = 29 days

1. Contact Information

Transaction Parties

Swap Counterparty:

Skandinaviska Enskilda Banken AB (publ)

Kungsträdgårdsgatan 8
SE-106 40 Stockholm
Sweden
docunit@seb.se

Rating Agencies:

Fitch Ratings Ltd

30 North Colonnade, Canary Wharf
E14 5GN London
United Kingdom
ABSsurveillance@fitchratings.com

Moody's Investors Service Limited

One Canada Square, Canary Wharf
E14 5FH London
United Kingdom
monitor.abs@moodys.com

Compartment German Auto Loans 7

Monthly Investor Report



Reporting Date	Feb 09, 2018
Payment Date	Feb 20, 2018
Period No	4
Monthly Period	Jan 31, 2018
Interest Period	From Jan 22, 2018 to Feb 20, 2018 = 29 days

2. Reporting Contact Details

Contact for Servicer Report (Portfolio related information in Investor Report)

Contact for Investor Reporting:

BMW Bank GmbH

Heidemannstrasse 164
80939 Munich
Germany

Attn.: Anne Schoen

abs.bmwgroup@bmw.de
+49-89-382-13846

Attn.: Michael Dalchow

abs.bmwgroup@bmw.de
+49-89-382-53070

Calculation Agent:

Bank of New York Mellon, London Branch

One Canada Square
E14 5AL London
United Kingdom

Attn.: Corporate Trust Administration
BNYM.structured.finance.team.8@bnymellon.com

Compartment German Auto Loans 7

Monthly Investor Report



3. Counterparty History

Replacement Party to be added if applicable

Reporting Date	Feb 09, 2018
Payment Date	Feb 20, 2018
Period No	4
Monthly Period	Jan 31, 2018
Interest Period	From Jan 22, 2018 to Feb 20, 2018 = 29 days

Compartment German Auto Loans 7
Monthly Investor Report



Reporting Date	Feb 09, 2018		
Payment Date	Feb 20, 2018		
Period No	4		
Monthly Period	Jan 31, 2018		
Interest Period	From	Jan 22, 2018	to Feb 20, 2018 = 29 days

4. Overview Dates

Initial Cut-Off Date:	30/09/2017		
Issue Date:	18/10/2017	Legal Maturity Date:	20/10/2024
Reporting Date	09/02/2018		
Investor Reporting Date	16/02/2018		
Interest Determination Date	18/01/2018		
Reporting Frequency:	monthly		
Monthly Period No. (since Issue Date):	4	(since Issue Date)	
Payment Date:	20/02/2018		
Next Payment Date	20/03/2018		
Monthly Period:	01/01/2018	until	31/01/2018

Compartment German Auto Loans 7

Monthly Investor Report



Reporting Date	Feb 09, 2018		
Payment Date	Feb 20, 2018		
Period No	4		
Monthly Period	Jan 31, 2018		
Interest Period	From	Jan 22, 2018	to Feb 20, 2018 = 29 days

5. Portfolio information

	current period	prior period
Outstanding receivables in EUR	Aggregate outstanding principal balance	Aggregate outstanding principal balance
Beginning of period in EUR	995,994,140.23	1,024,593,292.04
Scheduled principal payments in EUR	16,857,779.43	16,694,661.28
Prepayment* principal in EUR	9,565,033.70	9,984,479.48
Prepayments* number of contracts	604	602
Repurchases* principal in EUR	1,577,843.67	1,919,945.95
Repurchases* number of contracts	95	105
Total principal collections in EUR	28,000,656.80	28,599,086.71
Total interest collections in EUR	2,624,167.24	2,707,450.47
Defaulted Amounts in EUR	35,823.78	65.10
Late Recoveries in EUR	0.00	0.00
End of Period in EUR	967,957,659.65	995,994,140.23
Current prepayment rate (annualised) in %	11.11	11.26

* Prepayments are defined as all contracts that are early settled by the borrower and repurchases are defined as all contracts that are repurchased due to modification of contract.

Compartment German Auto Loans 7

Monthly Investor Report



Reporting Date	Feb 09, 2018			
Payment Date	Feb 20, 2018			
Period No	4			
Monthly Period	Jan 31, 2018			
Interest Period	From	Jan 22, 2018	to	Feb 20, 2018 = 29 days

6. Reserves

Aggregate outstanding notes balance

Initial outstanding notes balance in EUR 1,075,300,000.00

Cash Reserve	in %	in EUR
Outstanding cash reserve beginning of period		5,380,000.00
Interest on cash reserve - previous period		0.00
Required cash reserve		5,380,000.00
Outstanding cash reserve end of period		5,380,000.00

Triggers*

Reserves	Current ratio	Trigger	Required Rating BMW AG				Trigger Breach	
			Fitch	S&P	Moody's	DBRS		
Commingling Reserve			Long Term	A	N/A	A2	N/A	no
			Short Term	F1	N/A	P-1	N/A	

* Breach of one of these triggers in conjunction with any other event as set out in the Servicing Agreement and / or the Receivables Purchase Agreement will oblige BMW Bank GmbH to post additional cash collateral. The Reserves will be adjusted on a monthly basis and shall be deposited in the Issuer Account and exclusively reserved to cover risks.

Commingling Reserve	in EUR
Outstanding Commingling Reserve end of period	0.00

Set-Off Risk (current ratio): 0,00%



Reporting Date	Feb 09, 2018		
Payment Date	Feb 20, 2018		
Period No	4		
Monthly Period	Jan 31, 2018		
Interest Period	From	Jan 22, 2018	to Feb 20, 2018 = 29 days

7. Performance data

Aggregate outstanding notes balance

Beginning of period (in EUR)	988,207,371.62
End of period (in EUR)	957,750,244.85

Ratios

31- 60 days past due	(in EUR)	(in %)
31- 60 days past due period before previous period	192,605.04	0.02
31- 60 days past due previous period	924,546.79	0.09
31- 60 days past due current period	609,321.06	0.06

61- 90 days past due	(in EUR)	(in %)
61- 90 days past due period before previous period	0.00	0.00
61- 90 days past due previous period	74,589.12	0.01
61- 90 days past due current period	249,539.42	0.03

Cumulative net loss ratio	Current ratio
Cumulative net loss ratio (in %)	0.00

Performance data

Number of contracts being 31 - 60 days delinquent	34
Number of contracts being 61 - 90 days delinquent	10
Balance of contracts being 31 - 60 days delinquent (in EUR)	609,321.06
Balance of contracts being 61 - 90 days delinquent (in EUR)	249,539.42
Defaulted amounts (in EUR)	35,823.78
Cumulative defaulted amounts (in EUR)	36,030.21
Recoveries (in EUR)	51,683.18
Cumulative recoveries (in EUR)	51,683.18

Compartment German Auto Loans 7

Monthly Investor Report



Reporting Date	Feb 09, 2018		
Payment Date	Feb 20, 2018		
Period No	4		
Monthly Period	Jan 31, 2018		
Interest Period	From	Jan 22, 2018	to Feb 20, 2018 = 29 days

8. Defaulted Amount & Recovery Amount

(as at end of Monthly Period)

Collection Period	Number of Defaulted Agreements in Collection Period	Defaulted Amount in Collection Period (in EUR)	Aggregate Defaulted Amount since Initial Cut-Off Date (in EUR)	Purchased Amount of New Receivables (in EUR)	Aggregate Amount of Purchased Receivables (in EUR)	Cumulative Net Loss Ratio (in %)	Recovery Amount in Collection Period (in EUR)	Cumulative Recovery Amount (in EUR)
Sept - 17	0	n/a	n/a	1,075,299,885.33	1,075,299,885.33	n/a	n/a	n/a
Oct - 17	12	62.01	62.01	0.00	1,075,299,885.33	0.00	0.00	0.00
Nov - 17	18	79.32	141.33	0.00	1,075,299,885.33	0.00	0.00	0.00
Dec - 17	17	65.10	206.43	0.00	1,075,299,885.33	0.00	0.00	0.00
Jan - 18	20	35,823.78	36,030.21	0.00	1,075,299,885.33	0.00	51,683.18	51,683.18

9. Defaulted Amount & Recovery Amount - Loan Level Data*

	Month / Year of Default	Month / Year of Loan Origination	Principal Balance (Initial in EUR)	Principal Balance of Loan at Default (in EUR)	Recovery Total (in EUR)	Principal Balance End of Period (in EUR)	Object Type (new / used)	Vehicle Series	Customer Type (private / commercial)	Out of Deal (Month / Year)
1	Jan - 18	Sept - 14	16,351.13	16,351.13	12,044.87	4,306.26	Used	5 Series	Commercial	
2	Jan - 18	June - 13	12,963.55	12,963.55	9,235.00	3,728.55	Used	5 Series	Private	
3	Jan - 18	June - 17	4,814.49	4,678.96	3,733.32	945.64	Used	3 Series	Private	
4	Jan - 18	Feb - 16	15,652.00	15,652.00	8,583.73	7,068.27	Used	X1 Series	Commercial	
5	Jan - 18	May - 17	38,255.90	37,796.02	18,086.26	19,709.76	Used	5 Series	Commercial	

*Applicable only if loans have defaulted. Does not include defaulted amounts less than 10 EUR.

Compartment German Auto Loans 7

Monthly Investor Report



Reporting Date	Feb 09, 2018			
Payment Date	Feb 20, 2018			
Period No	4			
Monthly Period	Jan 31, 2018			
Interest Period	From	Jan 22, 2018	to	Feb 20, 2018 = 29 days

10. Outstanding note balance

1. Note balance	All Notes	Class A	Class B	
Initial note information for Class				
ISIN code		XS1683494592	XS1683494915	
Currency		EUR	EUR	
Legal final maturity		Oct 2024	Oct 2024	
Rating (Fitch / Moody's / S&P/DBRS)		AAA/Aaa/N/A/N/A	N/A/N/A/N/A/N/A	
Initial notes aggregate principal outstanding balance in EUR	1,075,300,000.00	1,000,000,000.00	75,300,000.00	
Nominal amount per note in EUR		100,000.00	100,000.00	
Initial number of notes per class in EUR		10,000	753	
Current Note Information				
Notes aggregate principal outstanding balance in EUR - BoP	988,207,371.62	912,907,371.62	75,300,000.00	
Available distribution amount in EUR	36,004,824.04			
Redemption per class in EUR		30,457,126.77	0,00	
Redemption per note in EUR		3,045.71	0.00	
Notes aggregate principal outstanding balance in EUR - EoP	957,750,244.85	882,450,244.85	75,300,000.00	
Current pool factor		0.88	1.00	
2. Payments to investor per note		Class A	Class B	
Interest Type		Floating Rate	Fixed Rate	
Reference Rate		1M_EURIBOR	NONE	
Actual Interest Rate		-0.369%	NONE	
Spread		0.400%	NONE	
Coupon		0.031%	1.000%	
Day count fraction		Actual/360	Actual/360	
Interest days		29 days	29 days	
Principal outstanding per note in EUR - BoP		91,290.74	100,000.00	
Principal repayment per note in EUR		3,045.71	0.00	
Principal outstanding per note in EUR - EoP		88,245.02	100,000.00	
Interest payment per Note in EUR		2.28	80.56	
3. Credit enhancement	Initial Period (in EUR)	Initial CE (in %)	Current Period (in EUR)	Current CE (in %)
Class A	1,000,000,000.00	7.50	882,450,244.85	9.39
Class B	75,300,000.00	0.50	75,300,000.00	1.61
Cash Reserve (+ Overcollateralisation)	5,379,885.33	0.00	15,587,414.80	0.00

"In its capacity as originator and lender, BMW Bank GmbH complies with the retention requirement of a material net economic interest in accordance with Art. 405 CRR. A minimum of 5.0% of the net economic interest will be retained throughout the life of the transaction in form of retention of the Class B Notes and the Subordinated Loan."

Compartment German Auto Loans 7

Monthly Investor Report



Reporting Date	Feb 09, 2018
Payment Date	Feb 20, 2018
Period No	4
Monthly Period	Jan 31, 2018
Interest Period	From Jan 22, 2018 to Feb 20, 2018 = 29 days

10. Outstanding note balance

4. Clean-Up Call Option

If the aggregate outstanding principal balance has been reduced to less than 10% of the aggregate outstanding principal balance at the Issue Date, the seller will have the option under the receivables purchase Agreement to acquire all outstanding purchased receivables.

Aggregate outstanding principal balance at end of period (in EUR)	967,957,659.65
Clean-Up option exercisable	No

Compartment German Auto Loans 7

Monthly Investor Report



Reporting Date	Feb 09, 2018			
Payment Date	Feb 20, 2018			
Period No	4			
Monthly Period	Jan 31, 2018			
Interest Period	From	Jan 22, 2018	to	Feb 20, 2018 = 29 days

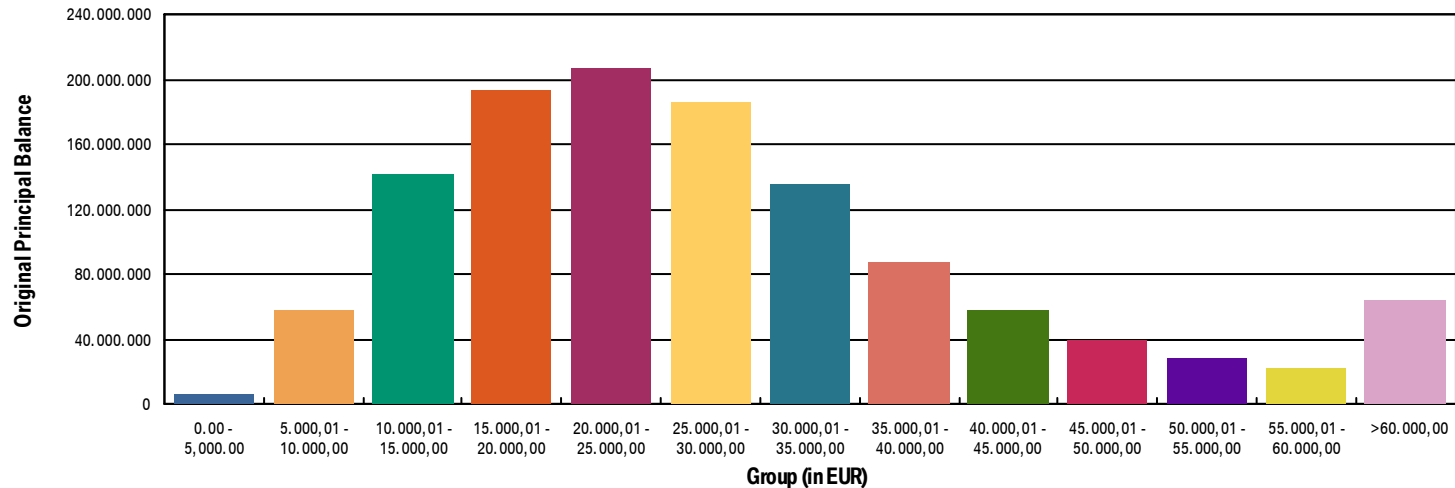
11. Original Principal Balance

Initial Portfolio as of origination of contract

Group (in EUR) (by Original Principal Balance)	Original principal balance (in EUR)	Original Principal Balance (in % of total)	Number of Contracts	Number of Contracts (in % of total)
0.00 - 5,000.00	6,952,214.98	0.56	1,832	3.15
5.000,01 - 10.000,00	58,611,633.89	4.75	7,457	12.82
10.000,01 - 15.000,00	142,071,546.45	11.53	11,224	19.29
15.000,01 - 20.000,00	193,930,803.12	15.73	11,075	19.04
20.000,01 - 25.000,00	206,957,002.69	16.79	9,215	15.84
25.000,01 - 30.000,00	186,569,339.49	15.14	6,810	11.71
30.000,01 - 35.000,00	135,414,459.95	10.99	4,186	7.20
35.000,01 - 40.000,00	88,286,985.15	7.16	2,362	4.06
40.000,01 - 45.000,00	58,732,363.84	4.76	1,387	2.38
45.000,01 - 50.000,00	39,196,107.70	3.18	826	1.42
50.000,01 - 55.000,00	28,713,754.16	2.33	547	0.94
55.000,01 - 60.000,00	22,818,800.56	1.85	397	0.68
> 60.000,00	64,430,047.86	5.23	858	1.47
Total	1,232,685,059.84	100.00	58,176	100.00

Average:	21,188.89
Min:	1,000.00
Max:	268,086.77

11a. Original Principal Balance (graph)



Compartment German Auto Loans 7

Monthly Investor Report



Reporting Date	Feb 09, 2018			
Payment Date	Feb 20, 2018			
Period No	4			
Monthly Period	Jan 31, 2018			
Interest Period	From	Jan 22, 2018	to	Feb 20, 2018 = 29 days

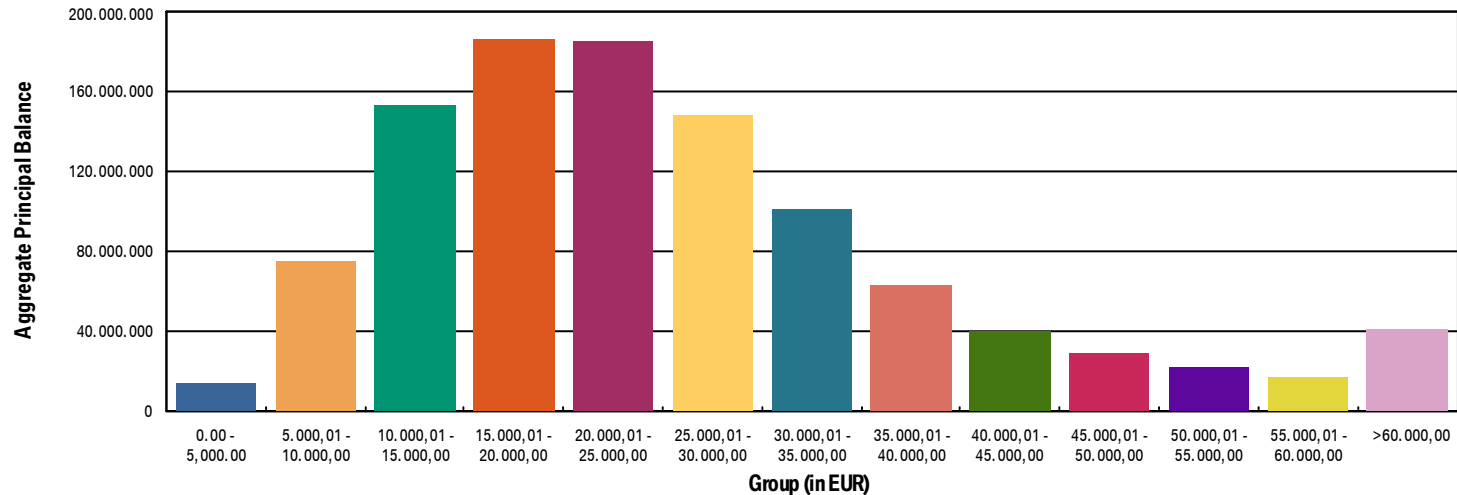
12. Aggregate Principal Balance

Initial Portfolio

Group (in EUR)	Aggregate Principal Balance (in EUR)	Aggregate Principal Balance (in % of total)	Number of Contracts	Number of Contracts (in % of total)
0.00 - 5,000.00	13,572,816.24	1.26	4,004	6.88
5.000,01 - 10.000,00	75,260,397.46	7.00	9,826	16.89
10.000,01 - 15.000,00	153,093,033.88	14.24	12,241	21.04
15.000,01 - 20.000,00	186,664,077.90	17.36	10,717	18.42
20.000,01 - 25.000,00	185,595,994.12	17.26	8,295	14.26
25.000,01 - 30.000,00	148,704,876.29	13.83	5,446	9.36
30.000,01 - 35.000,00	100,939,663.59	9.39	3,135	5.39
35.000,01 - 40.000,00	62,681,849.04	5.83	1,683	2.89
40.000,01 - 45.000,00	40,143,393.57	3.73	951	1.63
45.000,01 - 50.000,00	29,364,008.53	2.73	620	1.07
50.000,01 - 55.000,00	21,734,531.84	2.02	415	0.71
55.000,01 - 60.000,00	16,627,329.18	1.55	290	0.50
> 60.000,00	40,917,913.69	3.81	553	0.95
Total	1,075,299,885.33	100.00	58,176	100.00

Average:	18,483.57
Min:	197.19
Max:	234,727.59

12a. Aggregate Principal Balance (graph)



Compartment German Auto Loans 7

Monthly Investor Report



Reporting Date	Feb 09, 2018			
Payment Date	Feb 20, 2018			
Period No	4			
Monthly Period	Jan 31, 2018			
Interest Period	From	Jan 22, 2018	to	Feb 20, 2018 = 29 days

13. Aggregate Outstanding Principal Balance

Portfolio as of: Jan 31, 2018

Group (in EUR)	Aggregate Outstanding Principal Balance (in EUR)	Aggregate Outstanding Principal Balance (in % of total)	Number of Contracts	Number of Contracts (in % of total)
0.00 - 5,000.00	14,680,455.46	1.52	6,698	11.76
5.000,01 - 10.000,00	75,080,134.10	7.76	9,806	17.21
10.000,01 - 15.000,00	145,886,497.46	15.07	11,701	20.54
15.000,01 - 20.000,00	175,630,090.88	18.14	10,091	17.71
20.000,01 - 25.000,00	169,058,974.77	17.47	7,564	13.28
25.000,01 - 30.000,00	130,729,854.62	13.51	4,791	8.41
30.000,01 - 35.000,00	83,997,350.56	8.68	2,609	4.58
35.000,01 - 40.000,00	52,221,551.94	5.40	1,401	2.46
40.000,01 - 45.000,00	32,099,311.51	3.32	759	1.33
45.000,01 - 50.000,00	24,706,918.81	2.55	522	0.92
50.000,01 - 55.000,00	19,062,267.80	1.97	364	0.64
55.000,01 - 60.000,00	12,678,008.72	1.31	221	0.39
> 60.000,00	32,126,243.02	3.32	438	0.77
Total	967,957,659.65	100.00	56,965	100.00

WA:	16,992.15
Min:	0.00
Max:	217,718.04

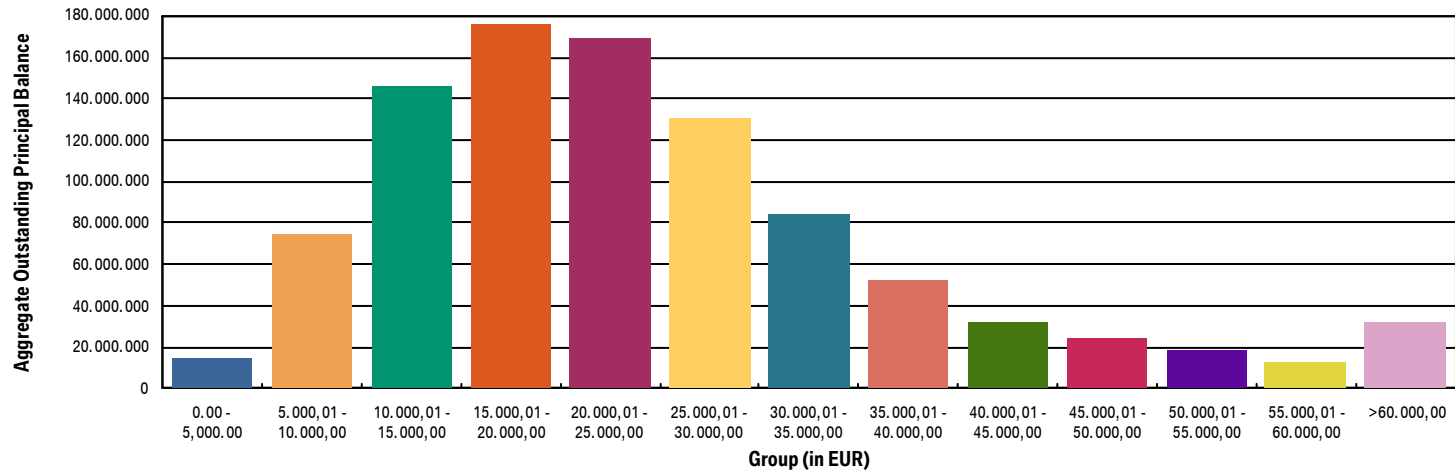
Compartment German Auto Loans 7

Monthly Investor Report



Reporting Date	Feb 09, 2018		
Payment Date	Feb 20, 2018		
Period No	4		
Monthly Period	Jan 31, 2018		
Interest Period	From	Jan 22, 2018	to Feb 20, 2018 = 29 days

13a. Aggregate Outstanding Principal Balance (graph)



Compartment German Auto Loans 7

Monthly Investor Report



Reporting Date	Feb 09, 2018			
Payment Date	Feb 20, 2018			
Period No	4			
Monthly Period	Jan 31, 2018			
Interest Period	From	Jan 22, 2018	to	Feb 20, 2018 = 29 days

14. Down Payments

Portfolio as of: Jan 31, 2018

Down Payment	Aggregate Outstanding Principal Balance (in EUR)	Aggregate Outstanding Principal Balance (in % of total)	Number of Contracts	Number of Contracts (in % of total)	Down Payment/ Purchase Price (in %)
No Down Payment	242,393,925.52	25.04	15,315	26.88	0.00
<=1000	18,068,127.84	1.87	1,342	2.36	4.66
1.000,01 - 2.000,00	45,707,623.34	4.72	3,144	5.52	8.97
2.000,01 - 3.000,00	59,258,056.55	6.12	4,026	7.07	12.97
3.000,01 - 4.000,00	58,206,342.45	6.01	3,926	6.89	16.72
4.000,01 - 5.000,00	91,931,175.03	9.50	5,414	9.50	18.50
5.000,01 - 6.000,00	53,767,866.84	5.55	3,152	5.53	20.93
6.000,01 - 7.000,00	50,436,604.02	5.21	2,868	5.03	22.84
7.000,01 - 8.000,00	48,097,450.01	4.97	2,622	4.60	24.51
8.000,01 - 9.000,00	26,226,755.63	2.71	1,481	2.60	26.35
9.000,01 - 10.000,00	78,396,918.07	8.10	4,018	7.05	27.65
10.000,01 - 11.000,00	18,358,668.13	1.90	886	1.56	27.28
11.000,01 - 12.000,00	22,504,382.60	2.32	1,121	1.97	29.69
12.000,01 - 13.000,00	15,570,763.46	1.61	770	1.35	30.94
13.000,01 - 14.000,00	13,316,222.36	1.38	688	1.21	32.93
14.000,01 - 15.000,00	34,247,094.81	3.54	1,691	2.97	34.80
> 15.000,00	91,469,682.99	9.45	4,501	7.90	41.36
Total	967,957,659.65	100.00	56,965	100.00	17.89

Minimum Down Payment:	61.07
Maximum Down Payment:	93,505.30
Average Down Payment:	5,931.95
Average Down Payment (customers that made a Down Payment):	8,113.16

Compartment German Auto Loans 7

Monthly Investor Report



Reporting Date	Feb 09, 2018			
Payment Date	Feb 20, 2018			
Period No	4			
Monthly Period	Jan 31, 2018			
Interest Period	From	Jan 22, 2018	to	Feb 20, 2018 = 29 days

15. Borrower Concentration

Portfolio as of: Jan 31, 2018

Borrower (Top 20)	Aggregate Outstanding Principal Balance (in EUR)	Aggregate Outstanding Principal Balance (in % of total)	Number of Contracts	Number of Contracts (in % of total)
1	918,180.91	0.09	44	0.08
2	867,558.16	0.09	19	0.03
3	588,377.55	0.06	29	0.05
4	355,035.52	0.04	7	0.01
5	353,723.57	0.04	11	0.02
6	221,232.94	0.02	2	0.00
7	217,718.04	0.02	1	0.00
8	210,634.15	0.02	14	0.02
9	199,455.01	0.02	2	0.00
10	197,318.56	0.02	12	0.02
11	189,789.00	0.02	1	0.00
12	177,672.09	0.02	1	0.00
13	171,389.49	0.02	1	0.00
14	170,455.46	0.02	19	0.03
15	164,803.90	0.02	1	0.00
16	164,707.22	0.02	3	0.01
17	157,290.02	0.02	2	0.00
18	155,594.95	0.02	4	0.01
19	154,579.57	0.02	2	0.00
20	154,537.99	0.02	2	0.00
Total	5,790,054.10	0.60	177	0.31
Total Portfolio Balance	967,957,659.65			

Compartment German Auto Loans 7

Monthly Investor Report



Reporting Date	Feb 09, 2018
Payment Date	Feb 20, 2018
Period No	4
Monthly Period	Jan 31, 2018
Interest Period	From Jan 22, 2018 to Feb 20, 2018 = 29 days

16. Geographical Distribution

Initial Portfolio

Post code area	Aggregate Principal Balance (in EUR)	Aggregate Principal Balance (in % of total)	Number of Contracts	Number of contracts (in % of total)
post code area 0	60,077,202.26	5.59	3,214	5.52
post code area 1	61,378,550.20	5.71	3,176	5.46
post code area 2	99,202,184.48	9.23	5,354	9.20
post code area 3	101,570,427.34	9.45	5,572	9.58
post code area 4	123,361,453.69	11.47	6,787	11.67
post code area 5	116,364,864.70	10.82	6,367	10.94
post code area 6	135,978,558.12	12.65	7,314	12.57
post code area 7	133,996,727.10	12.46	7,441	12.79
post code area 8	145,662,142.02	13.55	7,666	13.18
post code area 9	97,707,775.42	9.09	5,285	9.08
Total	1,075,299,885.33	100.00	58,176	100.00

Compartment German Auto Loans 7

Monthly Investor Report



Reporting Date	Feb 09, 2018		
Payment Date	Feb 20, 2018		
Period No	4		
Monthly Period	Jan 31, 2018		
Interest Period	From	Jan 22, 2018	to Feb 20, 2018 = 29 days

16. Geographical Distribution

Portfolio as of: Jan 31, 2018

Post code area	Aggregate Outstanding Principal Balance (in EUR)	Aggregate Outstanding Principal Balance (in % of total)	Number of Contracts	Number of Contracts (in % of total)
post code area 0	53,952,448.64	5.57	3,155	5.54
post code area 1	55,117,105.78	5.69	3,117	5.47
post code area 2	89,426,826.97	9.24	5,246	9.21
post code area 3	90,407,484.30	9.34	5,411	9.50
post code area 4	111,116,733.36	11.48	6,654	11.68
post code area 5	104,156,870.68	10.76	6,236	10.95
post code area 6	123,410,734.28	12.75	7,177	12.60
post code area 7	120,880,851.84	12.49	7,288	12.79
post code area 8	131,505,138.33	13.59	7,512	13.19
post code area 9	87,900,942.74	9.08	5,162	9.06
post code area Others	82,522.73	0.01	7	0.01
Total	967,957,659.65	100.00	56,965	100.00

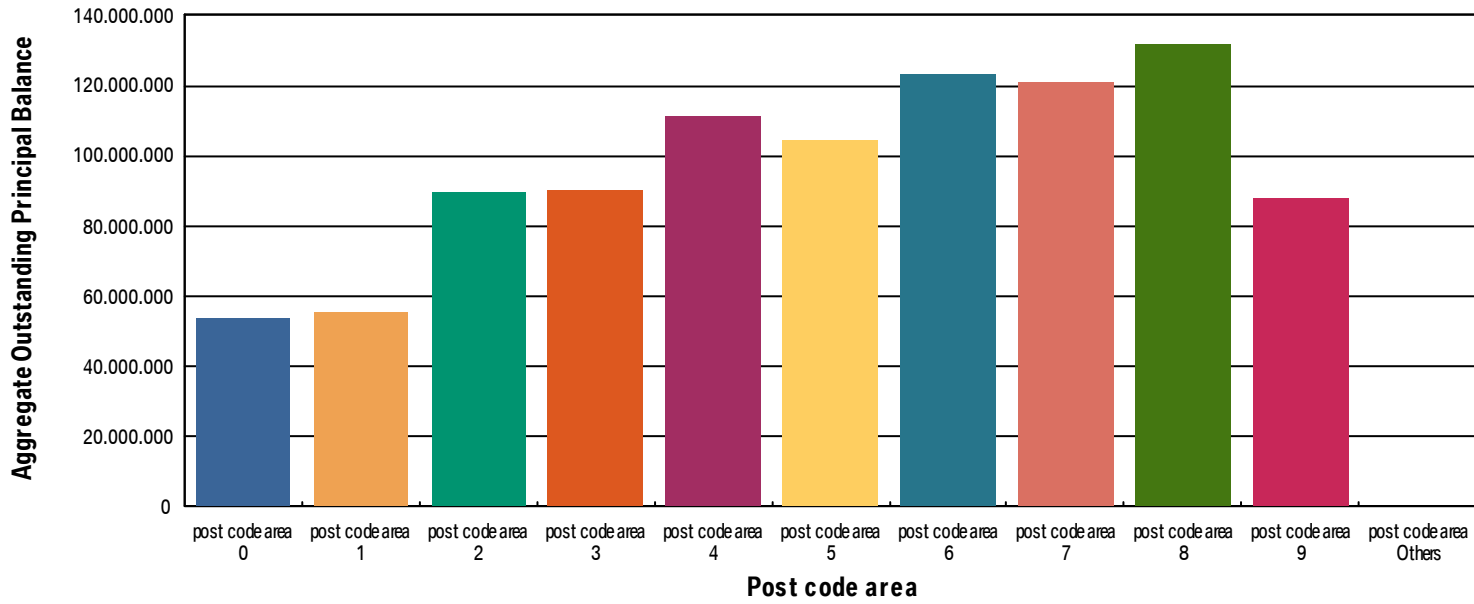
Compartment German Auto Loans 7

Monthly Investor Report



Reporting Date	Feb 09, 2018			
Payment Date	Feb 20, 2018			
Period No	4			
Monthly Period	Jan 31, 2018			
Interest Period	From	Jan 22, 2018	to	Feb 20, 2018 = 29 days

16a. Geographical Distribution (graph)



Compartment German Auto Loans 7

Monthly Investor Report



Reporting Date	Feb 09, 2018			
Payment Date	Feb 20, 2018			
Period No	4			
Monthly Period	Jan 31, 2018			
Interest Period	From	Jan 22, 2018	to	Feb 20, 2018 = 29 days

17. Object Type

Initial Portfolio

Car Type	Aggregate Principal Balance (in EUR)	Aggregate Principal Balance (in % of total)	Number of Contracts	Number of Contracts (in % of total)
New	501,846,144.20	46.67	21,173	36.39
Used	573,453,741.13	53.33	37,003	63.61
Total	1,075,299,885.33	100.00	58,176	100.00

Customer Group	Aggregate Principal Balance (in EUR)	Aggregate Principal Balance (in % of total)	Number of Contracts	Number of Contracts (in % of total)
Commercial	284,006,070.70	26.41	11,469	19.71
Private Individual	791,293,814.63	73.59	46,707	80.29
Total	1,075,299,885.33	100.00	58,176	100.00

Portfolio as of: Jan 31, 2018

Car Type	Aggregate Outstanding Principal Balance (in EUR)	Aggregate Outstanding Principal Balance (in % of total)	Number of Contracts	Number of Contracts (in % of total)
New	455,502,006.44	47.06	20,737	36.40
Used	512,455,653.21	52.94	36,228	63.60
Total	967,957,659.65	100.00	56,965	100.00

Customer Group	Aggregate Outstanding Principal Balance (in EUR)	Aggregate Outstanding Principal Balance (in % of total)	Number of Contracts	Number of Contracts (in % of total)
Commercial	252,827,639.69	26.12	11,218	19.69
Private Individual	715,130,019.96	73.88	45,747	80.31
Total	967,957,659.65	100.00	56,965	100.00

Compartment German Auto Loans 7

Monthly Investor Report



Reporting Date	Feb 09, 2018			
Payment Date	Feb 20, 2018			
Period No	4			
Monthly Period	Jan 31, 2018			
Interest Period	From	Jan 22, 2018	to	Feb 20, 2018 = 29 days

18. Delinquencies

Initial Portfolio

Days past due	Aggregate Principal Balance (in EUR)	Aggregate Principal Balance (in % of total)	Number of Contracts	Number of Contracts (in % of total)
1 - 30	0.00	0.00	0	0.00
31 - 60	0.00	0.00	0	0.00
61 - 90	0.00	0.00	0	0.00
91 - 120	0.00	0.00	0	0.00
> 120	0.00	0.00	0	0.00
Total	0.00	0.00	0	0.00

Portfolio as of: Jan 31, 2018

Days past due	Aggregate Outstanding Principal Balance (in EUR)	Aggregate Outstanding Principal Balance (in % of total)	Number of Contracts	Number of Contracts (in % of total)
1 - 30	7,716,933.01	0.80	408	0.72
31 - 60	609,321.06	0.06	34	0.06
61 - 90	249,539.42	0.03	10	0.02
91 - 120	58,937.12	0.01	3	0.01
> 120	0.00	0.00	0	0.00
Total	8,634,730.61	0.89	455	0.80

Compartment German Auto Loans 7

Monthly Investor Report



Reporting Date	Feb 09, 2018
Payment Date	Feb 20, 2018
Period No	4
Monthly Period	Jan 31, 2018
Interest Period	From Jan 22, 2018 to Feb 20, 2018 = 29 days

18a. Delinquencies Analysis

Monthly Period	Performing (in EUR)	31-60 days past due (in EUR)	61-90 days past due (in EUR)	91-120 days past due (in EUR)	>120 days past due (in EUR)
Oct - 17	1,050,705,316.43	0.00	0.00	0.00	0.00
Nov - 17	1,024,400,687.00	192,605.04	0.00	0.00	0.00
Dec - 17	994,995,004.32	924,546.79	74,589.12	0.00	0.00
Jan - 18	967,039,862.05	609,321.06	249,539.42	58,937.12	0.00

Compartment German Auto Loans 7

Monthly Investor Report



Reporting Date	Feb 09, 2018			
Payment Date	Feb 20, 2018			
Period No	4			
Monthly Period	Jan 31, 2018			
Interest Period	From	Jan 22, 2018	to	Feb 20, 2018 = 29 days

19. Seasoning

Initial Portfolio

Group (in months)	Aggregate Principal Balance (in EUR)	Aggregate Principal Balance (in % of total)	Number of Contracts	Number of Contracts (in % of total)
<= 6	576,370,179.60	53.60	29,246	50.27
> 6 - <= 12	222,745,645.89	20.71	11,596	19.93
> 12 - <= 24	186,842,759.18	17.38	10,877	18.70
> 24 - <= 36	73,724,365.83	6.86	5,112	8.79
> 36 - <= 42	8,286,360.63	0.77	699	1.20
> 42 - <= 48	4,269,898.26	0.40	360	0.62
> 48 - <= 53	1,983,410.97	0.18	178	0.31
> 53	1,077,264.97	0.10	108	0.19
Total	1,075,299,885.33	100.00	58,176	100.00

WA Seasoning (in months):	9.82
Min (in months):	3.00
Max (in months):	63.00

Compartment German Auto Loans 7

Monthly Investor Report



Reporting Date	Feb 09, 2018		
Payment Date	Feb 20, 2018		
Period No	4		
Monthly Period	Jan 31, 2018		
Interest Period	From	Jan 22, 2018	to Feb 20, 2018 = 29 days

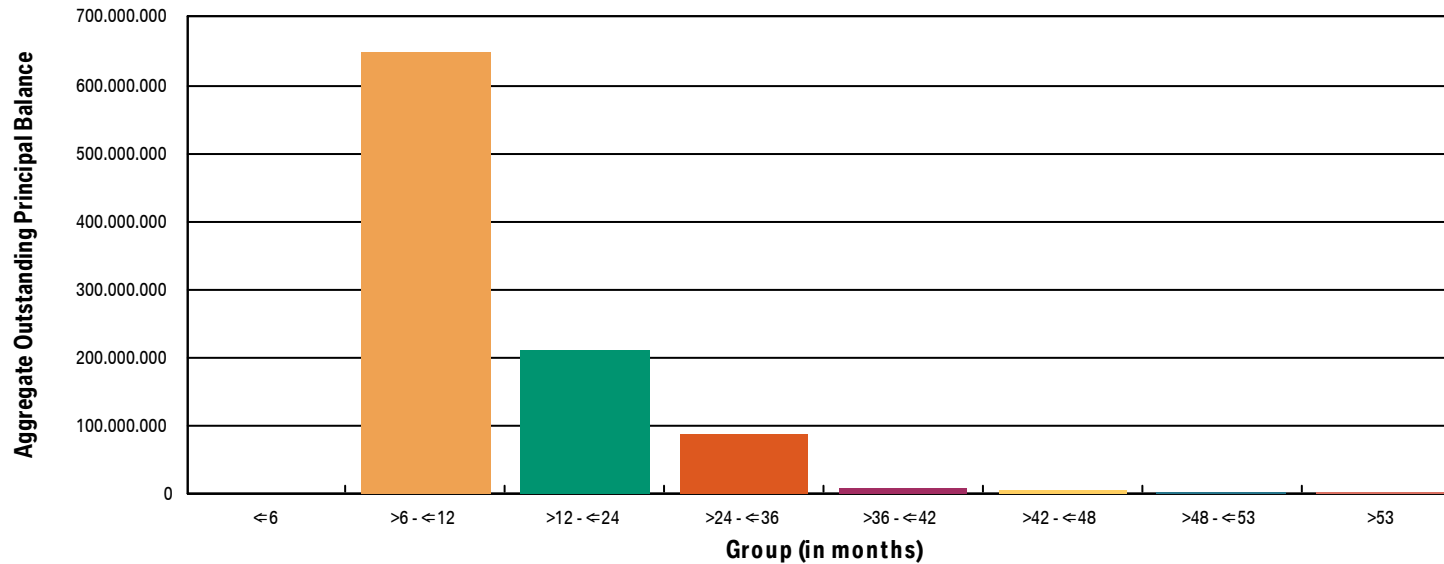
19. Seasoning

Portfolio as of: Jan 31, 2018

Group (in months)	Aggregate Outstanding Principal Balance (in EUR)	Aggregate Outstanding Principal Balance (in % of total)	Number of Contracts	Number of Contracts (in % of total)
<= 6	0.00	0.00	0	0.00
> 6 - <= 12	649,527,685.24	67.10	35,543	62.39
> 12 - <= 24	211,028,019.41	21.80	12,690	22.28
> 24 - <= 36	88,675,226.06	9.16	6,700	11.76
> 36 - <= 42	9,447,239.96	0.98	1,017	1.79
> 42 - <= 48	5,287,439.10	0.55	564	0.99
> 48 - <= 53	2,192,514.76	0.23	230	0.40
> 53	1,799,535.12	0.19	221	0.39
Total	967,957,659.65	100.00	56,965	100.00

WA Seasoning (in months):	13.49
Min (in months):	7.00
Max (in months):	67.00

19a. Seasoning (graph)



Compartment German Auto Loans 7

Monthly Investor Report



Reporting Date	Feb 09, 2018			
Payment Date	Feb 20, 2018			
Period No	4			
Monthly Period	Jan 31, 2018			
Interest Period	From	Jan 22, 2018	to	Feb 20, 2018 = 29 days

20. Remaining Term

Initial Portfolio

Group (in months)	Aggregate Principal Balance (in EUR)	Aggregate Principal Balance (in % of total)	Number of Contracts	Number of Contracts (in % of total)
<= 6	20,139,249.55	1.87	1,845	3.17
> 6 - <= 12	50,536,528.09	4.70	3,933	6.76
> 12 - <= 24	171,299,952.34	15.93	11,654	20.03
> 24 - <= 36	388,304,361.55	36.11	20,241	34.79
> 36 - <= 42	130,449,406.13	12.13	6,507	11.19
> 42 - <= 48	156,183,577.11	14.52	7,315	12.57
> 48 - <= 53	40,426,095.56	3.76	1,793	3.08
> 53	117,960,715.00	10.97	4,888	8.40
Total	1,075,299,885.33	100.00	58,176	100.00

WA Remaining Term (in months):	34.05
Min (in months):	3.00
Max (in months):	60.00

Compartment German Auto Loans 7

Monthly Investor Report



Reporting Date	Feb 09, 2018		
Payment Date	Feb 20, 2018		
Period No	4		
Monthly Period	Jan 31, 2018		
Interest Period	From	Jan 22, 2018	to Feb 20, 2018 = 29 days

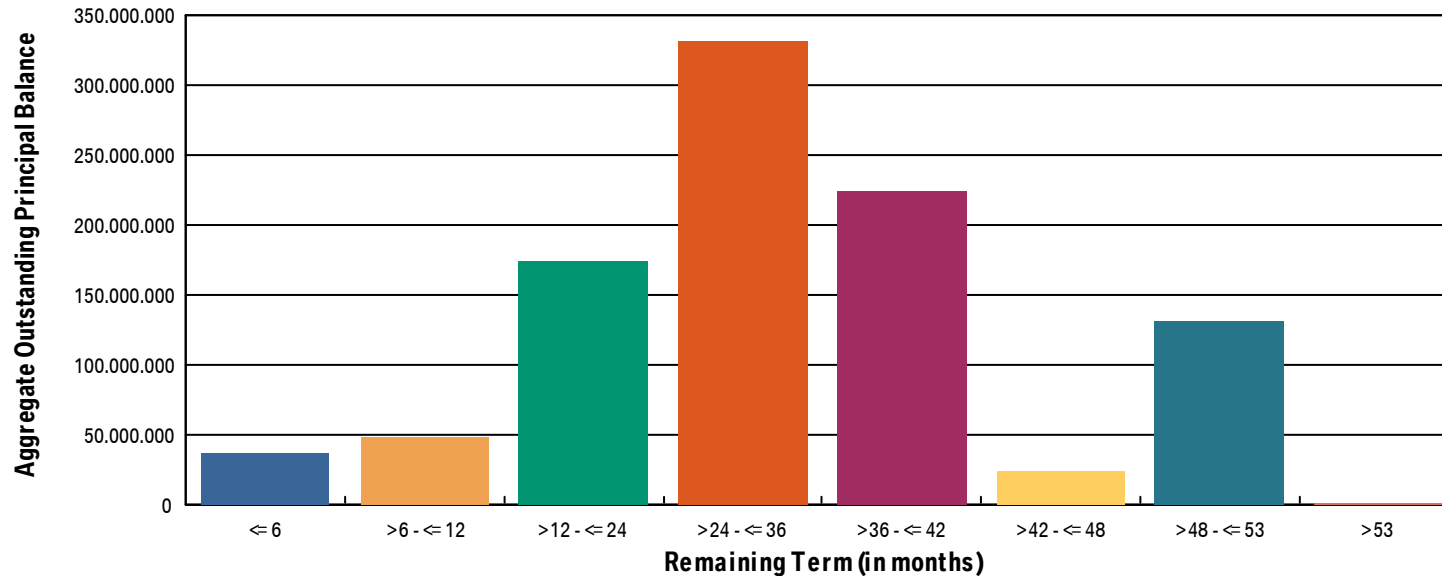
20. Remaining Term

Portfolio as of: Jan 31, 2018

Group (in months)	Aggregate Outstanding Principal Balance (in EUR)	Aggregate Outstanding Principal Balance (in % of total)	Number of Contracts	Number of Contracts (in % of total)
<= 6	36,517,901.29	3.77	5,505	9.66
> 6 - <= 12	47,375,407.24	4.89	3,596	6.31
> 12 - <= 24	174,300,324.61	18.01	11,942	20.96
> 24 - <= 36	331,258,228.74	34.22	17,857	31.35
> 36 - <= 42	222,987,987.22	23.04	11,184	19.63
> 42 - <= 48	23,857,990.08	2.46	1,137	2.00
> 48 - <= 53	131,315,678.30	13.57	5,725	10.05
> 53	344,142.17	0.04	19	0.03
Total	967,957,659.65	100.00	56,965	100.00

WA Remaining Term (in months):	30.58
Min (in months):	0.00
Max (in months):	56.00

20a. Remaining Term (graph)



Compartment German Auto Loans 7

Monthly Investor Report



Reporting Date	Feb 09, 2018			
Payment Date	Feb 20, 2018			
Period No	4			
Monthly Period	Jan 31, 2018			
Interest Period	From	Jan 22, 2018	to	Feb 20, 2018 = 29 days

21. Original Term

Initial Portfolio

Group (in months)	Aggregate Principal Balance (in EUR)	Aggregate Principal Balance (in % of total)	Number of Contracts	Number of Contracts (in % of total)
<= 6	0.00	0.00	0	0.00
> 6 - <= 12	741,642.57	0.07	269	0.46
> 12 - <= 24	41,782,594.85	3.89	4,381	7.53
> 24 - <= 36	508,474,086.15	47.29	27,485	47.24
> 36 - <= 42	5,442,641.12	0.51	386	0.66
> 42 - <= 48	285,160,953.22	26.52	14,779	25.40
> 48 - <= 53	773,733.14	0.07	51	0.09
> 53	232,924,234.28	21.66	10,825	18.61
Total	1,075,299,885.33	100.00	58,176	100.00

WA Original Term (in months):	43.87
Min (in months):	7.00
Max (in months):	120.00

Compartment German Auto Loans 7

Monthly Investor Report



Reporting Date	Feb 09, 2018		
Payment Date	Feb 20, 2018		
Period No	4		
Monthly Period	Jan 31, 2018		
Interest Period	From	Jan 22, 2018	to Feb 20, 2018 = 29 days

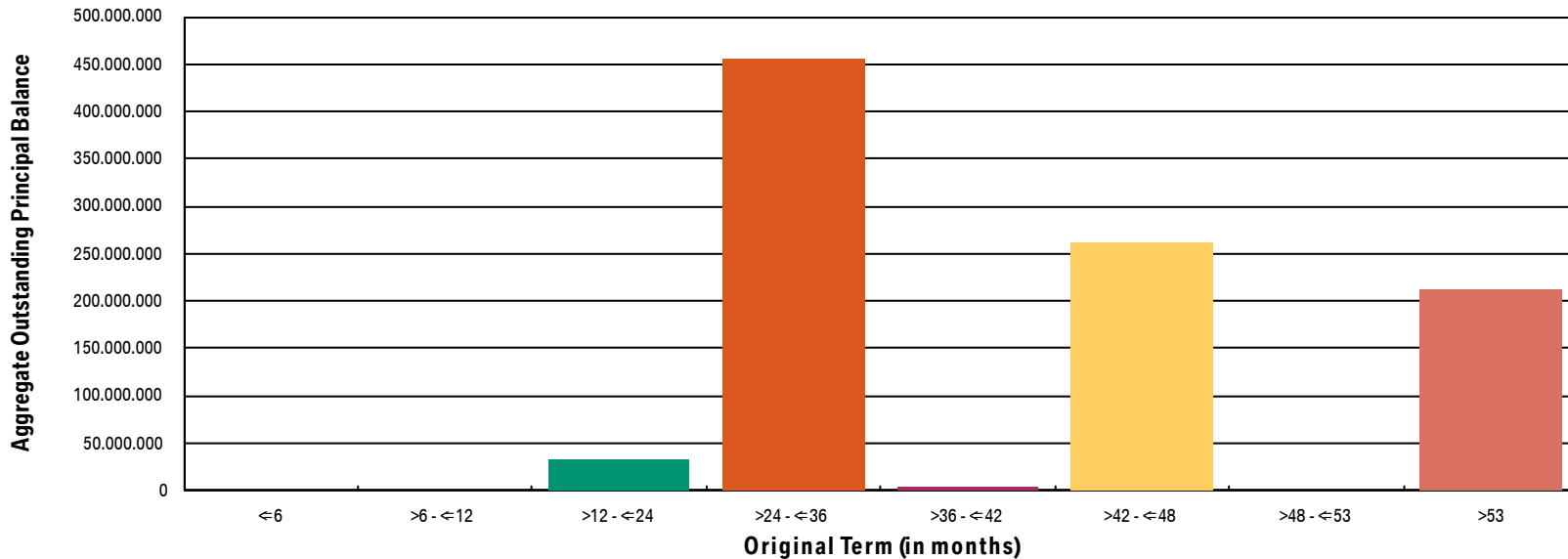
21. Original Term

Portfolio as of: Jan 31, 2018

Group (in months)	Aggregate Outstanding Principal Balance (in EUR)	Aggregate Outstanding Principal Balance (in % of total)	Number of Contracts	Number of Contracts (in % of total)
<= 6	0.00	0.00	0	0.00
> 6 - <= 12	328,547.13	0.03	259	0.45
> 12 - <= 24	32,806,050.88	3.39	4,212	7.39
> 24 - <= 36	455,162,659.95	47.02	26,921	47.26
> 36 - <= 42	4,838,457.30	0.50	374	0.66
> 42 - <= 48	261,228,826.39	26.99	14,537	25.52
> 48 - <= 53	722,798.17	0.07	50	0.09
> 53	212,870,319.83	21.99	10,612	18.63
Total	967,957,659.65	100.00	56,965	100.00

WA Original Term (in months):	44.08
Min (in months):	7.00
Max (in months):	120.00

21a. Original Term (graph)



Compartment German Auto Loans 7

Monthly Investor Report



Reporting Date	Feb 09, 2018			
Payment Date	Feb 20, 2018			
Period No	4			
Monthly Period	Jan 31, 2018			
Interest Period	From	Jan 22, 2018	to	Feb 20, 2018 = 29 days

22. Vehicle Class

Initial Portfolio

Group	Aggregate Principal Balance (in EUR)	Aggregate Principal Balance (in % of total)	Number of Contracts	Number of Contracts (in % of total)
BMW 1 Series	124,156,707.04	11.55	9,479	16.29
BMW 2 Series	102,433,319.71	9.53	4,414	7.59
BMW 3 Series	161,594,042.71	15.03	9,553	16.42
BMW 4 Series	57,511,545.30	5.35	1,757	3.02
BMW 5 Series	154,036,449.18	14.32	7,004	12.04
BMW 6 Series	13,627,445.82	1.27	365	0.63
BMW 7 Series	17,876,857.30	1.66	590	1.01
BMW X1 Series	77,679,575.16	7.22	4,206	7.23
BMW X3 Series	62,911,891.13	5.85	2,830	4.86
BMW X4 Series	14,559,594.63	1.35	378	0.65
BMW X5 Series	56,974,044.39	5.30	1,642	2.82
BMW X6 Series	19,870,199.08	1.85	513	0.88
BMW Z Series	10,713,603.03	1.00	598	1.03
BMW i Series	3,039,138.94	0.28	91	0.16
MINI	136,089,516.00	12.66	8,921	15.33
Non BMW Group Models (incl. Motorcycles)	28,553,711.71	2.66	2,147	3.69
Other BMW Group (incl. Motorcycles)	33,672,244.20	3.13	3,688	6.34
Total	1,075,299,885.33	100.00	58,176	100.00

Compartment German Auto Loans 7

Monthly Investor Report



Reporting Date	Feb 09, 2018		
Payment Date	Feb 20, 2018		
Period No	4		
Monthly Period	Jan 31, 2018		
Interest Period	From	Jan 22, 2018	to Feb 20, 2018 = 29 days

Portfolio as of: Jan 31, 2018

Group	Aggregate Outstanding Principal Balance (in EUR)	Aggregate Outstanding Principal Balance (in % of total)	Number of Contracts	Number of Contracts (in % of total)
BMW 1 Series	110,938,345.95	11.46	9,277	16.29
BMW 2 Series	93,884,241.19	9.70	4,322	7.59
BMW 3 Series	144,889,225.11	14.97	9,352	16.42
BMW 4 Series	51,607,990.83	5.33	1,706	2.99
BMW 5 Series	137,983,776.82	14.26	6,869	12.06
BMW 6 Series	12,303,970.15	1.27	355	0.62
BMW 7 Series	15,850,095.12	1.64	573	1.01
BMW X1 Series	69,699,519.91	7.20	4,109	7.21
BMW X3 Series	56,733,246.24	5.86	2,769	4.86
BMW X4 Series	13,289,919.48	1.37	371	0.65
BMW X5 Series	51,462,586.09	5.32	1,609	2.82
BMW X6 Series	17,655,924.81	1.82	494	0.87
BMW Z Series	9,608,408.80	0.99	580	1.02
BMW i Series	2,644,074.45	0.27	88	0.15
MINI	124,234,327.24	12.83	8,775	15.40
Non BMW Group Models (incl. Motorcycles)	25,482,059.15	2.63	2,107	3.70
Other BMW Group (incl. Motorcycles)	29,689,948.31	3.07	3,609	6.34
Total	967,957,659.65	100.00	56,965	100.00

Compartment German Auto Loans 7

Monthly Investor Report



Reporting Date	Feb 09, 2018			
Payment Date	Feb 20, 2018			
Period No	4			
Monthly Period	Jan 31, 2018			
Interest Period	From	Jan 22, 2018	to	Feb 20, 2018 = 29 days

23. Payment Type

Initial Portfolio:

Group	Aggregate Principal Balance (in EUR)	Aggregate Principal Balance (in % of total)	Number of Contracts	Number of Contracts (in % of total)
Direct debit	1,072,573,425.67	99.75	58,012	99.72
Self payment	2,726,459.66	0.25	164	0.28
Total	1,075,299,885.33	100.00	58,176	100.00

Portfolio as of: Jan 31, 2018

Group	Aggregate Outstanding Principal Balance (in EUR)	Aggregate Outstanding Principal Balance (in % of total)	Number of Contracts	Number of Contracts (in % of total)
Direct debit	962,316,615.08	99.42	56,351	98.92
Self payment	5,641,044.57	0.58	614	1.08
Total	967,957,659.65	100.00	56,965	100.00

24. Interest Rates

Weighted Average Nominal Interest Rate (in %)		
Aggregate Principal Balance (Initial)	1,075,299,885.33	3.20
Aggregate Outstanding Principal Balance	967,957,659.65	3.18

Compartment German Auto Loans 7

Monthly Investor Report



Reporting Date	Feb 09, 2018			
Payment Date	Feb 20, 2018			
Period No	4			
Monthly Period	Jan 31, 2018			
Interest Period	From	Jan 22, 2018	to	Feb 20, 2018 = 29 days

25. Credit Type

Initial Portfolio

Credit Type	Aggregate Principal Balance (in EUR)	Aggregate Principal Balance (in % of total)	Number of Contracts	Number of Contracts (in % of total)
Balloon	1,062,022,231.05	98.77	56,097	96.43
Equal Instalment Loan	13,277,654.28	1.23	2,079	3.57
Total	1,075,299,885.33	100.00	58,176	100.00

Portfolio as of: Jan 31, 2018

Credit Type	Aggregate Outstanding Principal Balance (in EUR)	Aggregate Outstanding Principal Balance (in % of total)	Number of Contracts	Number of Contracts (in % of total)
Balloon	957,467,473.95	98.92	54,937	96.44
Equal Instalment Loan	10,490,185.70	1.08	2,028	3.56
Total	967,957,659.65	100.00	56,965	100.00

Compartment German Auto Loans 7

Monthly Investor Report



Reporting Date	Feb 09, 2018			
Payment Date	Feb 20, 2018			
Period No	4			
Monthly Period	Jan 31, 2018			
Interest Period	From	Jan 22, 2018	to	Feb 20, 2018 = 29 days

26. Contracts Per Customer

Initial Portfolio:

Group	Aggregate Principal Balance (in EUR)	Aggregate Principal Balance (in % of total)	Number of Contracts	Number of Contracts (in % of total)
1	1,018,379,438.01	94.71	55,690	95.73
2 - 4	50,359,193.50	4.68	2,194	3.77
5 - 7	1,300,446.96	0.12	59	0.10
8 - 10	106,131.77	0.01	16	0.03
> 10	5,154,675.09	0.48	217	0.37
Total	1,075,299,885.33	100.00	58,176	100.00

Portfolio as of: Jan 31, 2018

Group	Aggregate Outstanding Principal Balance (in EUR)	Aggregate Outstanding Principal Balance (in % of total)	Number of Contracts	Number of Contracts (in % of total)
1	919,819,438.22	95.03	54,661	95.96
2 - 4	43,507,078.85	4.49	2,064	3.62
5 - 7	1,066,353.03	0.11	54	0.09
8 - 10	359,605.50	0.04	37	0.06
> 10	3,205,184.05	0.33	149	0.26
Total	967,957,659.65	100.00	56,965	100.00

Compartment German Auto Loans 7

Monthly Investor Report



Reporting Date	Feb 09, 2018		
Payment Date	Feb 20, 2018		
Period No	4		
Monthly Period	Jan 31, 2018		
Interest Period	From	Jan 22, 2018	to Feb 20, 2018 = 29 days

27. Amortisation

Initial Portfolio

Period	Principal Balance (in EUR)
	1,075,299,885.33
1	1,060,943,391.23
2	1,046,546,518.25
3	1,028,143,480.96
4	1,009,946,120.87
5	991,276,856.02
6	971,651,928.95
7	951,997,456.32
8	932,474,767.43
9	912,587,307.97
10	890,868,439.21
11	869,990,343.74
12	849,480,237.36
13	829,978,972.02
14	810,931,432.99
15	790,929,469.38
16	772,219,217.94
17	750,648,817.76
18	726,612,568.15
19	702,257,186.81
20	679,888,041.08
21	655,697,343.74
22	633,150,616.59
23	613,571,691.51
24	593,874,982.31
25	573,575,290.96
26	553,638,349.72
27	532,836,607.01
28	515,589,425.57
29	477,211,044.30
30	425,194,308.95

Current Portfolio

Period	Principal Balance in EUR	Reduction in EUR
	967,957,659.65	
1	949,670,129.20	18,287,530.45
2	931,470,771.33	18,199,357.87
3	912,868,056.74	18,602,714.59
4	894,262,258.52	18,605,798.22
5	875,417,236.57	18,845,021.95
6	854,801,873.93	20,615,362.64
7	834,912,719.35	19,889,154.58
8	815,419,097.98	19,493,621.37
9	796,936,902.53	18,482,195.45
10	778,785,237.20	18,151,665.33
11	759,749,123.78	19,036,113.42
12	741,892,682.26	17,856,441.52
13	721,367,606.47	20,525,075.79
14	698,450,312.12	22,917,294.35
15	676,256,728.05	22,193,584.07
16	654,878,684.55	21,378,043.50
17	631,818,510.59	23,060,173.96
18	610,166,183.10	21,652,327.49
19	591,311,718.79	18,854,464.31
20	572,331,395.49	18,980,323.30
21	552,804,069.25	19,527,326.24
22	533,524,077.44	19,279,991.81
23	513,653,875.24	19,870,202.20
24	497,183,352.63	16,470,522.61
25	460,287,096.94	36,896,255.69
26	410,141,172.71	50,145,924.23
27	365,064,068.55	45,077,104.16
28	324,560,051.03	40,504,017.52
29	279,190,509.81	45,369,541.22
30	270,526,622.27	8,663,887.54

Compartment German Auto Loans 7

Monthly Investor Report



Reporting Date	Feb 09, 2018		
Payment Date	Feb 20, 2018		
Period No	4		
Monthly Period	Jan 31, 2018		
Interest Period	From	Jan 22, 2018	to Feb 20, 2018 = 29 days

27. Amortisation

Initial Portfolio

Period	Principal Balance (in EUR)
31	378,332,531.28
32	336,316,528.85
33	289,247,873.94
34	280,298,657.42
35	271,916,844.49
36	263,687,868.36
37	254,598,533.08
38	244,763,914.79
39	234,739,277.31
40	225,614,638.49
41	199,638,859.87
42	170,229,127.29
43	145,192,330.37
44	121,255,944.52
45	93,869,705.18
46	89,405,174.31
47	85,501,055.08
48	81,172,434.65
49	77,410,499.88
50	73,828,614.72
51	70,432,279.34
52	67,340,372.25
53	55,044,094.06
54	39,464,117.62
55	26,196,870.79
56	13,694,526.94
57	11,530.21
58	4,318.90
59	1,770.62
60	0.00

Current Portfolio

Period	Principal Balance in EUR	Reduction in EUR
31	262,404,366.43	8,122,255.84
32	254,472,329.23	7,932,037.20
33	245,737,496.15	8,734,833.08
34	236,359,336.36	9,378,159.79
35	226,753,579.51	9,605,756.85
36	217,969,518.52	8,784,060.99
37	193,032,647.70	24,936,870.82
38	164,405,606.43	28,627,041.27
39	140,049,622.36	24,355,984.07
40	116,741,522.86	23,308,099.50
41	90,110,713.03	26,630,809.83
42	85,912,131.26	4,198,581.77
43	82,132,651.29	3,779,479.97
44	78,032,456.37	4,100,194.92
45	74,448,535.22	3,583,921.15
46	71,038,537.20	3,409,998.02
47	67,712,528.28	3,326,008.92
48	64,728,598.16	2,983,930.12
49	53,012,564.24	11,716,033.92
50	37,991,944.46	15,020,619.78
51	25,370,946.13	12,620,998.33
52	13,330,312.77	12,040,633.36
53	11,655.65	13,318,657.12
54	4,318.90	7,336.75
55	1,770.62	2,548.28
56	0.00	1,770.62
57	0.00	0.00
58	0.00	0.00
59	0.00	0.00
60	0.00	0.00

Compartment German Auto Loans 7

Monthly Investor Report



Reporting Date	Feb 09, 2018
Payment Date	Feb 20, 2018
Period No	4
Monthly Period	Jan 31, 2018
Interest Period	From Jan 22, 2018 to Feb 20, 2018 = 29 days

28. Priority of Payments

Priority of Payments*

Available Distribution Amount	+	36,004,824.04
Taxes	-	0.00
Trustee Payment	-	0.00
Senior Expenses	-	25,124.83
Swap Net Payment	-	59,110.76
Class A Interest	-	22,800.00
Class B Interest	-	60,661.68
Cash Reserve	-	5,380,000.00
Principal Class A	-	30,457,126.77
Principal Class B	-	0.00
Swap Termination Event	-	0.00
Subordinated Loan Interest	-	0.00
Subordinated Loan Principal	-	0.00
Seller	-	0.00

*all Amounts in EUR

Compartment German Auto Loans 7

Monthly Investor Report



Reporting Date	Feb 09, 2018
Payment Date	Feb 20, 2018
Period No	4
Monthly Period	Jan 31, 2018
Interest Period	From Jan 22, 2018 to Feb 20, 2018 = 29 days

29. Transaction costs

	Class A	Class B	Subordinated Loan	Total
Senior Expenses				25,124.83
Interest accrued for the Period (in EUR)	22,800.00	60,661.68	3,818.16	87,279.84
Interest payments for the Period (in EUR)	22,800.00	60,661.68	0.00	83,461.68
Cumulative Interest Payments (in EUR)	98,100.00	261,464.19	0.00	359,564.19
Unpaid Interest for the Period (in EUR)	0.00	0.00	3,818.16	3,818.16
Cumulative Unpaid Interest (in EUR)	0.00	0.00	16,429.34	16,429.34

Compartment German Auto Loans 7

Monthly Investor Report



Reporting Date	Feb 09, 2018			
Payment Date	Feb 20, 2018			
Period No	4			
Monthly Period	Jan 31, 2018			
Interest Period	From	Jan 22, 2018	to	Feb 20, 2018 = 29 days

30. Ratings

	Fitch	S&P	Moody's	DBRS
Notes - current ratings				
Class A	AAA	N/A	Aaa	N/A
Class B	N/A	N/A	N/A	N/A

		Fitch	S&P	Moody's	DBRS	Trigger Breached	
Transaction Parties - current ratings							
	BMW AG	long term	N/A	A+	A1	A high	no
		short term	N/A	A-1	P-1	N/A	no
Issuer Account Bank:	Bank of New York Mellon, Frankfurt Branch	long term	AA	N/A	Aa1	N/A	no
		short term	F1+	N/A	P-1	N/A	no
Swap Provider:	Skandinaviska Enskilda Banken AB (publ)	long term	AA-	N/A	Aa3	N/A	no
		short term	F1+	N/A	P-1	N/A	no
Calculation Agent:	Bank of New York Mellon, London Branch	long term	AA	N/A	Aa1	N/A	no
		short term	F1+	N/A	P-1	N/A	no
Trustee:	BNY Mellon Corporate Trustee Services Limited	long term	AA	N/A	Aa1	N/A	no
		short term	F1+	N/A	P-1	N/A	no

		Fitch	S&P	Moody's	DBRS	
Transaction Parties - required ratings						
	BMW AG	long term	N/A	N/A	A2	N/A
		short term	N/A	N/A	P-1	N/A
Issuer Account Bank:	Bank of New York Mellon, Frankfurt Branch	long term	A	N/A	A2	N/A
		short term	F1	N/A	P-1	N/A
Swap Provider:	Skandinaviska Enskilda Banken AB (publ)	long term	A	N/A	A2	N/A
		short term	F1	N/A	P-1	N/A

Compartment German Auto Loans 7

Monthly Investor Report



Reporting Date	Feb 09, 2018
Payment Date	Feb 20, 2018
Period No	4
Monthly Period	Jan 31, 2018
Interest Period	From Jan 22, 2018 to Feb 20, 2018 = 29 days

31. Swap counterparty data

Swap counterparty data	
Swap counterparty provider	Skandinaviska Enskilda Banken AB (publ)
Swap termination event	No

Swap data	
Swap type	Fixed floating interest rate swap
Notional amount (in EUR)	912,907,371.62
Fixed rate (in %)	-0.2790
Floating rate (Euribor in %)	-0.3690
Net swap payments (in EUR) (- from SPV / + to SPV)	-59,110.76