



**Bavarian Sky S.A., Compartment German Auto Loans 5**

**Monthly Investor Report - September 2019**

**BMW  
GROUP**



**Rolls-Royce**  
Motor Cars Limited

# Compartment German Auto Loans 5

## Monthly Investor Report

# BMW GROUP



Rolls-Royce  
Motor Cars Limited

Reporting Date	Oct 10, 2019
Payment Date	Oct 21, 2019
Period No	36
Monthly Period	Sept 30, 2019
Interest Period	From Sept 20, 2019 to Oct 21, 2019 = 31 days

### Index

1. Contact Information
2. Reporting Contact Details
3. Counterparty History
4. Overview Dates
5. Portfolio Information
6. Reserves
7. Performance Data
8. Defaulted Amount & Recovery Amount
9. Defaulted Amount & Recovery Amount - Loan Level Data
10. Outstanding Note Balance
11. Original Principal Balance
12. Aggregate Principal Balance
13. Aggregate Outstanding Principal Balance
14. Down Payments
15. Borrower Concentration
16. Geographical Distribution
17. Car Type & Customer Group
18. Delinquencies
19. Seasoning
20. Remaining Term
21. Original Term
22. Vehicle Class
23. Payment Type
24. Interest Rates
25. Credit Type
26. Contracts per Customer
27. Amortisation
28. Priority of Payments
29. Transaction Costs
30. Ratings
31. Swap Counterparty Data

**We hereby notify you that pursuant to Clause 10 (Clean-Up Call) of the Receivables Purchase Agreement we as the Seller plan to exercise the Clean-Up Call Option and will acquire all outstanding Purchased Receivables (together with any related Loan Collateral) on the Payment Date falling on 20 November 2019.**

**Compartment German Auto Loans 5**  
**Monthly Investor Report**

**BMW**  
**GROUP**



Rolls-Royce  
Motor Cars Limited

Reporting Date	Oct 10, 2019
Payment Date	Oct 21, 2019
Period No	36
Monthly Period	Sept 30, 2019
Interest Period	From Sept 20, 2019 to Oct 21, 2019 = 31 days

**1. Contact Information**

**Transaction Parties**

**Issuer:** **Bavarian Sky S.A.**  
Acting in respect of its Compartment German Auto Loans 5  
2a, rue Nicolas Bové  
L-1253 Luxembourg  
Luxembourg  
Attn.: Valérie Schleimer  
valerie.schleimer@intertrustgroup.com  
+352 26 4491

**Corporate Administrator:** **Intertrust (Luxembourg) S.à r.l.**  
6, Rue Eugène Ruppert  
L-2453 Luxembourg  
Luxembourg  
Attn.: Valérie Schleimer  
valerie.schleimer@intertrustgroup.com  
+352 26 44 91

**Originator/Servicer:** **BMW Bank GmbH**  
Lilienthalallee 26  
80939 Munich  
Germany  
Attn.: Antoun Zakhour  
abs.bmwgroup@bmw.de  
+49-89-382-61467  
Attn.: Michael Dalchow  
abs.bmwgroup@bmw.de  
+49-89-382-53070

**Compartment German Auto Loans 5**  
**Monthly Investor Report**

**BMW**  
**GROUP**



Rolls-Royce  
Motor Cars Limited

Reporting Date	Oct 10, 2019
Payment Date	Oct 21, 2019
Period No	36
Monthly Period	Sept 30, 2019
Interest Period	From Sept 20, 2019 to Oct 21, 2019 = 31 days

**1. Contact Information**

**Transaction Parties**

**Calculation Agent/Paying Agent/**

**Elavon Financial Services Limited, UK Branch**

125 Old Broad Street, 5th Floor  
EC2N 1AR London  
United Kingdom  
Attn.: Structured Finance Relationship Management  
mbs.relationship.management@usbank.com

**Trustee:**

**U.S. Bank Trustees Limited**

125 Old Broad Street 5th Floor  
EC2N 1AR London  
United Kingdom  
Attn.: Structured Finance Relationship Management  
mbs.relationship.management@usbank.com; chris.yates1@usbank.com  
+44 207 330 2144

**Issuer Account Bank:**

**Elavon Financial Services Limited, UK Branch**

125 Old Broad Street, 5th Floor  
EC2N 1AR London  
United Kingdom  
Attn.: Structured Finance Relationship Management  
mbs.relationship.management@usbank.com

**Compartment German Auto Loans 5**  
**Monthly Investor Report**

**BMW**  
**GROUP**



Rolls-Royce  
Motor Cars Limited

Reporting Date	Oct 10, 2019
Payment Date	Oct 21, 2019
Period No	36
Monthly Period	Sept 30, 2019
Interest Period	From Sept 20, 2019 to Oct 21, 2019 = 31 days

**1. Contact Information**

**Transaction Parties**

**Data Trustee:**

**Intertrust Trustees Limited**

35 Great St. Helen's  
EC3A 6AP London  
United Kingdom  
Attn.: The Directors  
IntertrustTrustees-uk@intertrustgroup.com  
+44 20 73986300

**Swap Counterparty:**

**Lloyds Bank Corporate Markets plc**

33 Old Broad Street  
EC2N 1HZ London  
United Kingdom  
WBMDerivativesClientSupport@Lloydsbanking.com

**Rating Agencies:**

**Fitch Ratings Ltd**

30 North Colonnade, Canary Wharf  
E14 5GN London  
United Kingdom  
ABSsurveillance@fitchratings.com

**Moody's Investors Service Limited**

One Canada Square, Canary Wharf  
E14 5FH London  
United Kingdom  
monitor.abs@moodys.com

**Compartment German Auto Loans 5**  
**Monthly Investor Report**

**BMW**  
**GROUP**



Rolls-Royce  
Motor Cars Limited

Reporting Date	Oct 10, 2019
Payment Date	Oct 21, 2019
Period No	36
Monthly Period	Sept 30, 2019
Interest Period	From Sept 20, 2019 to Oct 21, 2019 = 31 days

**2. Reporting Contact Details**

**Contact for Servicer Report (Portfolio related information in Investor Report)**

**Contact for Investor Reporting:**

**BMW Bank GmbH**

Lilienthalallee 26  
80939 Munich  
Germany  
Attn.: Antoun Zakhour  
abs.bmwgroup@bmw.de  
+49-89-382-61467

Attn.: Michael Dalchow  
abs.bmwgroup@bmw.de  
+49-89-382-53070

**Calculation Agent:**

**Elavon Financial Services Limited, UK Branch**

125 Old Broad Street, 5th Floor  
EC2N 1AR London  
United Kingdom  
Attn. Structured Finance Relationship Management  
mbs.relationship.management@usbank.com

**Compartment German Auto Loans 5**  
**Monthly Investor Report**

**BMW**  
**GROUP**



Rolls-Royce  
Motor Cars Limited

Reporting Date	Oct 10, 2019
Payment Date	Oct 21, 2019
Period No	36
Monthly Period	Sept 30, 2019
Interest Period	From Sept 20, 2019 to Oct 21, 2019 = 31 days

**3. Counterparty History**

Replacement Party to be added if applicable

**Compartment German Auto Loans 5**  
**Monthly Investor Report**



Rolls-Royce  
 Motor Cars Limited

Reporting Date	Oct 10, 2019			
Payment Date	Oct 21, 2019			
Period No	36			
Monthly Period	Sept 30, 2019			
Interest Period	From	Sept 20, 2019	to	Oct 21, 2019 = 31 days

**4. Overview Dates**

<b>Initial Cut-Off Date:</b>	30/09/2016		
<b>Issue Date:</b>	20/10/2016	<b>Legal Maturity Date:</b>	20/10/2023
<b>Reporting Date</b>	10/10/2019		
<b>Investor Reporting Date</b>	17/10/2019		
<b>Interest Determination Date</b>	18/09/2019		
<b>Reporting Frequency:</b>	monthly		
<b>Monthly Period No. (since Issue Date):</b>	36	<b>(since Issue Date)</b>	
<b>Payment Date:</b>	21/10/2019		
<b>Next Payment Date</b>	20/11/2019		
<b>Monthly Period:</b>	01/09/2019	<b>until</b>	30/09/2019



**Compartment German Auto Loans 5**  
**Monthly Investor Report**

**BMW**  
**GROUP**



Rolls-Royce  
 Motor Cars Limited

Reporting Date	Oct 10, 2019			
Payment Date	Oct 21, 2019			
Period No	36			
Monthly Period	Sept 30, 2019			
Interest Period	From	Sept 20, 2019	to	Oct 21, 2019 = 31 days

**5. Portfolio Information**

	current period	prior period
<b>Outstanding receivables in EUR</b>	<b>Aggregate outstanding principal balance</b>	<b>Aggregate outstanding principal balance</b>
<b>Beginning of period in EUR</b>	110,601,505.68	117,686,503.47
Scheduled principal payments in EUR	3,896,765.26	4,661,276.70
Prepayment* principal in EUR	1,803,054.09	2,036,157.14
Prepayments* number of contracts	153	173
Repurchases* principal in EUR	166,200.28	200,331.41
Repurchases* number of contracts	13	14
<b>Total principal collections in EUR</b>	5,866,019.63	6,897,765.25
<b>Total interest collections in EUR</b>	321,284.30	344,935.77
<b>Defaulted Amounts in EUR</b>	280,301.75	341,811.93
<b>Recoveries in EUR</b>	106,359.88	154,579.39
<b>Late Recoveries in EUR</b>	36,372.33	42,565.19
<b>End of Period in EUR</b>	104,561,544.18	110,601,505.68
<b>Current prepayment rate (annualised) in %</b>	18.49	19.60

\* Prepayments are defined as all contracts that are early settled by the borrower and repurchases are defined as all contracts that are repurchased due to modification of contract.

**Compartment German Auto Loans 5**  
**Monthly Investor Report**



Rolls-Royce  
Motor Cars Limited

Reporting Date	Oct 10, 2019				
Payment Date	Oct 21, 2019				
Period No	36				
Monthly Period	Sept 30, 2019				
Interest Period	From	Sept 20, 2019	to	Oct 21, 2019	= 31 days

**6. Reserves**

**Aggregate outstanding notes balance**

Initial outstanding notes balance in EUR 1,075,300,000.00

<b>Cash Reserve</b>	<b>in EUR</b>
Outstanding cash reserve beginning of period	0.00
Interest on cash reserve - previous period	0.00
Required cash reserve	0.00
Outstanding cash reserve end of period	0.00

<b>Triggers*</b>								
Reserves	Current ratio	Trigger	Required Rating BMW AG				Trigger Breach	
			Fitch	S&P	Moody's	DBRS		
Commingling Reserve			Long Term	A	N/A	A2	N/A	no
			Short Term	F1	N/A	P-1	N/A	no

\* Breach of one of these triggers in conjunction with any other event as set out in the Servicing Agreement and / or the Receivables Purchase Agreement will oblige BMW Bank GmbH to post additional cash collateral. The Reserves will be adjusted on a monthly basis and shall be deposited in the Issuer Account and exclusively reserved to cover risks.

<b>Commingling Reserve</b>	<b>in EUR</b>
Outstanding Commingling Reserve end of period	0.00

**Set-Off Risk (current ratio): 0,01%**

**Compartment German Auto Loans 5**  
**Monthly Investor Report**



Rolls-Royce  
 Motor Cars Limited

Reporting Date	Oct 10, 2019			
Payment Date	Oct 21, 2019			
Period No	36			
Monthly Period	Sept 30, 2019			
Interest Period	From	Sept 20, 2019	to	Oct 21, 2019 = 31 days

**7. Performance Data**

**Aggregate outstanding notes balance**

Beginning of period (in EUR)	52,840,337.74
End of period (in EUR)	46,693,728.87

**Ratios**

<b>31- 60 days past due</b>	(in EUR)	(in %)
31- 60 days past due period before previous period	1,087,548.75	0.92
31- 60 days past due previous period	677,655.52	0.61
31- 60 days past due current period	547,083.40	0.52

<b>61- 90 days past due</b>	(in EUR)	(in %)
61- 90 days past due period before previous period	490,899.79	0.42
61- 90 days past due previous period	520,694.44	0.47
61- 90 days past due current period	270,131.52	0.26

<b>Cumulative net loss ratio</b>	<b>Current ratio</b>
Cumulative net loss ratio (in %)	0.44

**Compartment German Auto Loans 5**  
**Monthly Investor Report**



Rolls-Royce  
 Motor Cars Limited

Reporting Date	Oct 10, 2019			
Payment Date	Oct 21, 2019			
Period No	36			
Monthly Period	Sept 30, 2019			
Interest Period	From	Sept 20, 2019	to	Oct 21, 2019 = 31 days

**7. Performance Data**

<b>Performance data</b>	
Number of contracts being 31 - 60 days delinquent	25
Number of contracts being 61 - 90 days delinquent	16
Balance of contracts being 31 - 60 days delinquent (in EUR)	547,083.40
Balance of contracts being 61 - 90 days delinquent (in EUR)	270,131.52
Defaulted amounts (in EUR)	280,301.75
Cumulative defaulted amounts (in EUR)	9,807,348.60
Recoveries (in EUR)	106,359.88
Cumulative recoveries (in EUR)	5,119,966.45

**Compartment German Auto Loans 5**  
**Monthly Investor Report**



Rolls-Royce  
Motor Cars Limited

Reporting Date	Oct 10, 2019			
Payment Date	Oct 21, 2019			
Period No	36			
Monthly Period	Sept 30, 2019			
Interest Period	From	Sept 20, 2019	to	Oct 21, 2019 = 31 days

**8. Defaulted Amount & Recovery Amount**

**(as at end of Monthly Period)**

Collection Period	No. of Defaulted Agreements in Collection Period	Defaulted Amount in Collection Period (in EUR)	Cumulative Defaulted Amount since Initial Cut-Off Date (in EUR)	Cumulative Amount of Purchased Receivables (in EUR)	Cumulative Default Ratio (in %)	Recovery Amount in Collection Period (in EUR)	Cumulative Recoveries since Initial Cut-Off Date (in EUR)	Cumulative Net Losses (in EUR)	Cumulative Net Loss Ratio (in %)
Sept - 16	0	n/a	n/a	1,075,299,960.00	n/a	n/a	n/a	n/a	n/a
Oct - 16	12	54.97	54.97	1,075,299,959.75	0.00	0.00	0.00	54.97	0.00
Nov - 16	9	47.02	101.99	1,075,299,959.75	0.00	0.00	0.00	101.99	0.00
Dec - 16	18	49,451.84	49,553.83	1,075,299,959.75	0.00	419.76	419.76	49,134.07	0.00
Jan - 17	20	64,574.57	114,128.40	1,075,299,959.75	0.01	46,042.72	46,462.48	67,665.92	0.01
Feb - 17	19	128,515.72	242,644.12	1,075,299,959.75	0.02	85,561.07	132,023.55	110,620.57	0.01
Mar - 17	34	190,843.53	433,487.65	1,075,299,959.75	0.04	121,239.60	253,263.15	180,224.50	0.02
Apr - 17	17	130,432.12	563,919.77	1,075,299,959.75	0.05	84,685.97	337,949.12	225,970.65	0.02
May - 17	25	158,809.81	722,729.58	1,075,299,959.75	0.07	103,854.85	441,803.97	280,925.61	0.03
June - 17	25	337,181.73	1,059,911.31	1,075,299,959.75	0.10	164,290.18	606,094.15	453,817.16	0.04
July - 17	23	283,651.22	1,343,562.53	1,075,299,959.75	0.12	205,426.21	811,520.36	532,042.17	0.05
Aug - 17	32	357,283.94	1,700,846.47	1,075,299,959.75	0.16	214,193.98	1,025,714.34	675,132.13	0.06
Sept - 17	37	362,834.88	2,063,681.35	1,075,299,959.75	0.19	180,755.82	1,206,470.16	857,211.19	0.08
Oct - 17	36	299,389.29	2,363,070.64	1,075,299,959.75	0.22	107,556.17	1,314,026.33	1,049,044.31	0.10
Nov - 17	33	444,395.95	2,807,466.59	1,075,299,959.75	0.26	160,879.94	1,474,906.27	1,332,560.32	0.12
Dec - 17	33	412,367.37	3,219,833.96	1,075,299,959.75	0.30	194,108.59	1,669,014.86	1,550,819.10	0.14
Jan - 18	32	451,295.14	3,671,129.10	1,075,299,959.75	0.34	235,162.92	1,904,177.78	1,766,951.32	0.16
Feb - 18	29	574,350.31	4,245,479.41	1,075,299,959.75	0.39	326,748.35	2,230,926.13	2,014,553.28	0.19
Mar - 18	40	497,542.60	4,743,022.01	1,075,299,959.75	0.44	328,291.40	2,559,217.53	2,183,804.48	0.20
Apr - 18	33	466,515.32	5,209,537.33	1,075,299,959.75	0.48	253,070.90	2,812,288.43	2,397,248.90	0.22
May - 18	22	271,883.37	5,481,420.70	1,075,299,959.75	0.51	158,270.91	2,970,559.34	2,510,861.36	0.23
June - 18	45	289,428.15	5,770,848.85	1,075,299,959.75	0.54	151,427.75	3,121,987.09	2,648,861.76	0.25
July - 18	28	211,579.61	5,982,428.46	1,075,299,959.75	0.56	147,862.32	3,269,849.41	2,712,579.05	0.25
Aug - 18	24	233,493.82	6,215,922.28	1,075,299,959.75	0.58	147,157.67	3,417,007.08	2,798,915.20	0.26
Sept - 18	24	260,376.86	6,476,299.14	1,075,299,959.75	0.60	150,155.26	3,567,162.34	2,909,136.80	0.27
Oct - 18	36	333,840.55	6,810,139.69	1,075,299,959.75	0.63	137,231.46	3,704,393.80	3,105,745.89	0.29
Nov - 18	23	210,954.41	7,021,094.10	1,075,299,959.75	0.65	150,146.35	3,854,540.15	3,166,553.95	0.29
Dec - 18	22	233,126.44	7,254,220.54	1,075,299,959.75	0.67	79,368.02	3,933,908.17	3,320,312.37	0.31
Jan - 19	26	260,464.37	7,514,684.91	1,075,299,959.75	0.70	126,614.23	4,060,522.40	3,454,162.51	0.32
Feb - 19	32	159,201.41	7,673,886.32	1,075,299,959.75	0.71	56,974.18	4,117,496.58	3,556,389.74	0.33

## Compartment German Auto Loans 5

### Monthly Investor Report

**BMW  
GROUP**



Rolls-Royce  
Motor Cars Limited

Reporting Date	Oct 10, 2019		
Payment Date	Oct 21, 2019		
Period No	36		
Monthly Period	Sept 30, 2019		
Interest Period	From	Sept 20, 2019	to Oct 21, 2019 = 31 days

## 8. Defaulted Amount & Recovery Amount

(as at end of Monthly Period)

Collection Period	No. of Defaulted Agreements in Collection Period	Defaulted Amount in Collection Period (in EUR)	Cumulative Defaulted Amount since Initial Cut-Off Date (in EUR)	Cumulative Amount of Purchased Receivables (in EUR)	Cumulative Default Ratio (in %)	Recovery Amount in Collection Period (in EUR)	Cumulative Recoveries since Initial Cut-Off Date (in EUR)	Cumulative Net Losses (in EUR)	Cumulative Net Loss Ratio (in %)
Mar - 19	38	313,048.33	7,986,934.65	1,075,299,959.75	0.74	189,448.25	4,306,944.83	3,679,989.82	0.34
Apr - 19	34	202,273.87	8,189,208.52	1,075,299,959.75	0.76	105,616.41	4,412,561.24	3,776,647.28	0.35
May - 19	43	411,470.58	8,600,679.10	1,075,299,959.75	0.80	231,022.87	4,643,584.11	3,957,094.99	0.37
June - 19	32	260,381.28	8,861,060.38	1,075,299,959.75	0.82	97,825.57	4,741,409.68	4,119,650.70	0.38
July - 19	34	324,174.54	9,185,234.92	1,075,299,959.75	0.85	117,617.50	4,859,027.18	4,326,207.74	0.40
Aug - 19	27	341,811.93	9,527,046.85	1,075,299,959.75	0.89	154,579.39	5,013,606.57	4,513,440.28	0.42
Sept - 19	16	280,301.75	9,807,348.60	1,075,299,959.75	0.91	106,359.88	5,119,966.45	4,687,382.15	0.44

**Compartment German Auto Loans 5**  
**Monthly Investor Report**



Rolls-Royce  
Motor Cars Limited

Reporting Date	Oct 10, 2019			
Payment Date	Oct 21, 2019			
Period No	36			
Monthly Period	Sept 30, 2019			
Interest Period	From	Sept 20, 2019	to	Oct 21, 2019 = 31 days

**9. Defaulted Amount & Recovery Amount - Loan Level Data\***

	Month / Year of Default	Month / Year of Loan Origination	Principal Balance (Initial in EUR)	Principal Balance of Loan at Default (in EUR)	Recovery Total (in EUR)	Principal Balance End of Period (in EUR)	Object Type (new / used)	Vehicle Series	Customer Type (private / commercial)	Out of Deal (Month / Year)
1	Dec - 16	June - 16	50,214.58	49,378.14	2,551.06	46,827.08	Used	3 Series	Private	
2	Jan - 17	Dec - 13	37,533.92	37,141.54	20,598.75	16,542.79	New	5 Series	Commercial	
3	Jan - 17	Feb - 16	9,407.79	9,277.96	7,667.10	1,610.86	Used	Other BMW Group	Private	
4	Feb - 17	Sept - 15	20,895.96	20,424.93	16,786.87	3,638.06	Used	X1 Series	Commercial	
5	Feb - 17	Oct - 15	13,219.89	12,926.80	11,863.12	1,063.68	Used	1 Series	Private	
6	Feb - 17	Sept - 14	39,217.65	38,490.19	20,276.68	18,213.51	Used	5 Series	Commercial	
7	Feb - 17	Mar - 16	16,955.66	16,211.03	7,086.85	9,124.18	Used	Non BMW Group (incl. Motorcycles)	Commercial	
8	Feb - 17	Oct - 15	21,138.28	20,923.75	20,923.75	0.00	New	1 Series	Commercial	
9	Apr - 17	Dec - 14	72,265.28	69,328.43	44,542.36	24,786.07	New	X6 Series	Commercial	
10	Apr - 17	May - 16	19,354.35	18,812.95	9,789.23	9,023.72	Used	3 Series	Commercial	
11	Apr - 17	Dec - 15	10,263.99	9,400.14	6,328.88	3,071.26	Used	Non BMW Group (incl. Motorcycles)	Private	
12	May - 17	June - 16	12,239.94	11,316.41	11,316.41	0.00	Used	7 Series	Private	
13	May - 17	Dec - 13	30,939.40	29,096.99	15,021.94	14,075.05	Used	X5 Series	Commercial	
14	May - 17	May - 16	7,967.79	2,981.83	-4,866.30	7,848.13	New	Other BMW Group	Commercial	
15	May - 17	Aug - 14	14,805.44	13,976.85	10,730.43	3,246.42	Used	6 Series	Commercial	
16	May - 17	June - 16	37,479.63	37,479.63	37,479.63	0.00	New	X6 Series	Commercial	
17	May - 17	May - 16	7,967.79	3,981.83	945.52	3,036.31	New	Other BMW Group	Commercial	
18	May - 17	Apr - 16	31,209.66	30,763.97	30,763.97	0.00	New	X4 Series	Commercial	
19	June - 17	May - 15	28,439.84	28,439.84	4,558.07	23,881.77	Used	Non BMW Group (incl. Motorcycles)	Commercial	
20	June - 17	Feb - 15	23,749.38	22,434.13	12,869.63	9,564.50	New	2 Series	Commercial	
21	June - 17	July - 15	53,260.26	53,260.26	48,913.54	4,346.72	New	X6 Series	Commercial	
22	June - 17	July - 14	25,655.94	23,870.83	13,528.33	10,342.50	Used	3 Series	Private	
23	June - 17	July - 14	30,519.03	28,197.29	22,255.60	5,941.69	New	4 Series	Commercial	
24	June - 17	Feb - 16	28,068.62	26,141.99	10,814.75	15,327.24	Used	5 Series	Commercial	
25	June - 17	July - 12	17,886.90	16,100.09	13,633.04	2,467.05	Used	X5 Series	Commercial	
26	June - 17	Apr - 15	47,354.02	43,173.15	22,738.54	20,434.61	New	5 Series	Private	
27	June - 17	Dec - 14	7,454.45	7,206.10	2,682.87	4,523.23	Used	1 Series	Commercial	
28	July - 17	Feb - 15	29,623.81	28,096.33	22,411.31	5,685.02	Used	X6 Series	Commercial	
29	July - 17	May - 16	23,714.19	9,659.50	-200.00	9,859.50	Used	X5 Series	Commercial	
30	July - 17	Mar - 16	20,437.23	19,245.85	11,519.26	7,726.59	Used	5 Series	Commercial	
31	July - 17	May - 14	25,899.70	22,810.32	22,572.63	256.77	New	Non BMW Group (incl. Motorcycles)	Commercial	
32	July - 17	Feb - 15	17,783.63	16,238.55	10,472.37	5,766.18	Used	5 Series	Commercial	
33	July - 17	Nov - 13	6,030.73	3,356.67	3,356.67	0.00	Used	1 Series	Private	
34	July - 17	June - 16	35,891.38	35,359.01	24,314.19	11,044.82	Used	5 Series	Commercial	
35	Aug - 17	May - 16	20,268.65	13,830.20	13,830.20	0.00	Used	MINI	Commercial	
36	Aug - 17	Feb - 16	14,474.76	13,299.48	9,325.71	3,973.77	Used	5 Series	Commercial	

# Compartment German Auto Loans 5

## Monthly Investor Report



Rolls-Royce  
Motor Cars Limited

Reporting Date	Oct 10, 2019
Payment Date	Oct 21, 2019
Period No	36
Monthly Period	Sept 30, 2019
Interest Period	From Sept 20, 2019 to Oct 21, 2019 = 31 days

### 9. Defaulted Amount & Recovery Amount - Loan Level Data\*

	Month / Year of Default	Month / Year of Loan Origination	Principal Balance (Initial in EUR)	Principal Balance of Loan at Default (in EUR)	Recovery Total (in EUR)	Principal Balance End of Period (in EUR)	Object Type (new / used)	Vehicle Series	Customer Type (private / commercial)	Out of Deal (Month / Year)
37	Aug - 17	June - 16	44,500.80	40,653.18	21,051.74	19,601.44	New	4 Series	Commercial	
38	Aug - 17	Sept - 14	21,288.51	19,962.24	14,093.97	5,868.27	New	MINI	Commercial	
39	Aug - 17	Sept - 15	5,611.49	4,984.31	4,314.83	669.48	Used	Other BMW Group	Private	
40	Aug - 17	Apr - 16	27,142.23	7,095.51	122.54	6,972.97	Used	5 Series	Commercial	
41	Aug - 17	June - 16	75,103.42	4,889.40	0.00	4,889.40	New	4 Series	Private	
42	Aug - 17	Dec - 13	45,098.59	30,044.34	-1,695.72	31,740.06	Used	7 Series	Commercial	
43	Aug - 17	Feb - 16	8,380.82	8,066.71	0.00	8,066.71	Used	3 Series	Private	
44	Sept - 17	Mar - 16	23,634.57	7,441.65	-86.88	7,528.53	Used	X1 Series	Commercial	
45	Sept - 17	Nov - 15	62,549.55	60,266.42	60,266.42	0.00	New	4 Series	Commercial	
46	Sept - 17	Dec - 13	6,990.37	5,820.38	1,295.87	4,524.51	Used	3 Series	Private	
47	Sept - 17	Mar - 16	13,697.91	12,883.90	8,495.32	4,388.58	Used	1 Series	Commercial	
48	Sept - 17	Apr - 16	45,516.89	22,796.82	-447.80	23,244.62	New	4 Series	Commercial	
49	Sept - 17	June - 16	37,788.81	35,391.13	18,511.86	16,879.27	New	2 Series	Private	
50	Sept - 17	Aug - 14	29,769.84	8,362.17	-155.20	8,517.37	New	BMW i Series	Commercial	
51	Sept - 17	May - 14	5,584.08	1,673.03	-86.24	1,759.27	Used	MINI	Private	
52	Sept - 17	May - 16	25,096.67	12,123.75	8,903.25	3,220.50	Used	3 Series	Private	
53	Sept - 17	Apr - 16	30,148.83	28,054.96	24,304.75	3,750.21	New	X1 Series	Commercial	
54	Sept - 17	Sept - 15	40,465.33	36,751.37	20,092.42	16,658.95	New	5 Series	Commercial	
55	Sept - 17	Apr - 15	12,740.25	12,262.82	5,552.28	6,710.54	Used	1 Series	Commercial	
56	Sept - 17	Aug - 15	12,050.65	11,235.55	869.30	10,366.25	Used	3 Series	Private	
57	Sept - 17	May - 16	20,552.26	20,168.41	11,380.66	8,787.75	Used	3 Series	Private	
58	Oct - 17	May - 16	31,906.83	30,209.70	16,354.51	13,855.19	Used	5 Series	Commercial	
59	Oct - 17	Feb - 14	15,722.48	14,746.67	10,452.00	4,294.67	Used	X1 Series	Private	
60	Oct - 17	Feb - 16	41,256.45	39,383.88	26,023.39	13,360.49	Used	6 Series	Commercial	
61	Oct - 17	May - 16	14,975.62	12,483.29	12,483.29	0.00	Used	3 Series	Private	
62	Oct - 17	May - 16	4,315.55	3,694.59	-196.86	3,891.45	Used	Non BMW Group (incl. Motorcycles)	Private	
63	Oct - 17	May - 15	11,725.53	7,492.17	6,350.26	1,141.91	Used	Non BMW Group (incl. Motorcycles)	Commercial	
64	Oct - 17	Dec - 14	26,962.99	10,003.27	-13.26	10,016.53	Used	5 Series	Commercial	
65	Oct - 17	May - 13	8,540.59	4,285.60	4,285.60	0.00	Used	3 Series	Private	
66	Oct - 17	June - 16	13,207.18	11,285.30	7,575.21	3,710.09	Used	Non BMW Group (incl. Motorcycles)	Commercial	
67	Oct - 17	July - 14	19,420.84	18,725.55	-180.00	18,905.55	New	1 Series	Commercial	
68	Oct - 17	Apr - 16	13,681.66	12,811.23	7,929.31	4,881.92	New	Other BMW Group	Private	
69	Oct - 17	Sept - 14	25,411.07	22,001.22	12,589.25	9,411.97	New	X1 Series	Commercial	
70	Oct - 17	July - 14	28,501.89	24,055.76	14,804.87	9,250.89	Used	5 Series	Commercial	
71	Oct - 17	Aug - 15	13,165.87	12,610.27	12,610.27	0.00	Used	3 Series	Private	
72	Nov - 17	Feb - 16	15,621.03	11,745.09	7,244.90	4,500.19	Used	Non BMW Group (incl. Motorcycles)	Commercial	



**Compartment German Auto Loans 5**  
**Monthly Investor Report**



Rolls-Royce  
 Motor Cars Limited

Reporting Date	Oct 10, 2019
Payment Date	Oct 21, 2019
Period No	36
Monthly Period	Sept 30, 2019
Interest Period	From Sept 20, 2019 to Oct 21, 2019 = 31 days

**9. Defaulted Amount & Recovery Amount - Loan Level Data\***

	Month / Year of Default	Month / Year of Loan Origination	Principal Balance (Initial in EUR)	Principal Balance of Loan at Default (in EUR)	Recovery Total (in EUR)	Principal Balance End of Period (in EUR)	Object Type (new / used)	Vehicle Series	Customer Type (private / commercial)	Out of Deal (Month / Year)
73	Nov - 17	Aug - 15	8,510.91	7,018.12	5,335.21	1,682.91	Used	3 Series	Private	
74	Nov - 17	Apr - 16	43,761.40	41,184.37	41,247.68	0.00	Used	X6 Series	Private	
75	Nov - 17	Apr - 15	2,322.47	383.76	383.76	0.00	Used	5 Series	Private	
76	Nov - 17	Apr - 16	76,915.57	71,264.02	28,885.40	42,378.62	New	7 Series	Commercial	
77	Nov - 17	Mar - 16	24,773.12	23,307.28	0.00	23,307.28	Used	5 Series	Commercial	
78	Nov - 17	Dec - 14	34,903.60	31,355.06	18,179.33	13,175.73	Used	X6 Series	Commercial	
79	Nov - 17	Sept - 15	42,924.41	41,751.62	14,321.28	27,430.34	Used	Non BMW Group (incl. Motorcycles)	Commercial	
80	Nov - 17	Apr - 16	7,435.13	6,604.20	6,604.20	0.00	Used	3 Series	Private	
81	Nov - 17	Apr - 14	41,559.82	41,059.69	2,559.56	38,500.13	New	5 Series	Commercial	
82	Nov - 17	May - 16	14,019.07	6,940.80	0.00	6,940.80	Used	1 Series	Private	
83	Dec - 17	Dec - 15	9,152.63	7,986.92	2,823.24	5,163.68	Used	Non BMW Group (incl. Motorcycles)	Private	
84	Dec - 17	Oct - 15	12,944.91	12,153.44	2,256.00	9,897.44	Used	Non BMW Group (incl. Motorcycles)	Commercial	
85	Dec - 17	May - 12	9,642.48	6,849.70	3,925.06	2,924.64	Used	5 Series	Private	
86	Dec - 17	July - 14	45,744.85	41,396.66	17,009.82	24,386.84	New	5 Series	Commercial	
87	Dec - 17	Feb - 16	63,643.51	59,171.70	40,739.21	18,432.49	New	X6 Series	Commercial	
88	Dec - 17	July - 14	38,117.92	21,855.79	0.00	21,855.79	Used	X3 Series	Commercial	
89	Dec - 17	Dec - 15	45,856.10	42,891.53	18,095.60	24,795.93	Used	6 Series	Commercial	
90	Dec - 17	Apr - 16	15,660.75	13,283.92	13,283.92	0.00	Used	1 Series	Private	
91	Dec - 17	July - 14	47,846.08	44,876.19	19,625.15	25,251.04	Used	X5 Series	Private	
92	Dec - 17	May - 14	16,652.18	13,701.53	7,572.73	6,128.80	Used	7 Series	Commercial	
93	Jan - 18	June - 16	43,467.46	38,079.36	24,578.98	13,500.38	Used	X5 Series	Commercial	
94	Jan - 18	Jan - 16	20,348.37	825.99	180.88	673.42	Used	X5 Series	Commercial	
95	Jan - 18	Mar - 16	12,820.65	11,053.86	-6.41	11,060.27	Used	3 Series	Private	
96	Jan - 18	July - 14	10,335.53	4,263.63	-259.16	4,522.79	Used	5 Series	Commercial	
97	Jan - 18	Apr - 16	55,539.52	50,706.89	33,488.75	17,218.14	Used	X6 Series	Commercial	
98	Jan - 18	June - 14	14,438.97	5,822.72	5,822.72	0.00	Used	5 Series	Private	
99	Jan - 18	Dec - 15	27,248.82	25,243.59	15,558.03	9,685.56	New	MINI	Private	
100	Jan - 18	Sept - 15	24,876.32	22,968.44	0.00	22,968.44	New	1 Series	Commercial	
101	Jan - 18	Aug - 15	51,959.06	49,546.83	32,104.23	17,442.60	New	X5 Series	Commercial	
102	Jan - 18	Feb - 16	13,711.80	10,916.50	10,916.50	0.00	Used	X5 Series	Private	
103	Jan - 18	Mar - 16	9,258.27	5,796.37	5,796.37	0.00	Used	X3 Series	Commercial	
104	Jan - 18	Nov - 14	32,558.44	26,879.60	26,879.60	0.00	New	3 Series	Private	
105	Jan - 18	May - 14	4,487.90	3,047.76	1,314.80	1,732.96	Used	3 Series	Commercial	
106	Jan - 18	May - 16	12,562.90	11,649.71	9,227.94	2,421.77	Used	Other BMW Group	Commercial	
107	Jan - 18	June - 16	31,896.47	28,684.08	16,651.20	12,032.88	New	2 Series	Private	
108	Jan - 18	Feb - 15	6,944.32	5,774.15	5,774.15	0.00	New	Other BMW Group	Private	

**Compartment German Auto Loans 5**  
**Monthly Investor Report**



Rolls-Royce  
Motor Cars Limited

Reporting Date	Oct 10, 2019				
Payment Date	Oct 21, 2019				
Period No	36				
Monthly Period	Sept 30, 2019				
Interest Period	From	Sept 20, 2019	to	Oct 21, 2019	= 31 days

**9. Defaulted Amount & Recovery Amount - Loan Level Data\***

	Month / Year of Default	Month / Year of Loan Origination	Principal Balance (Initial in EUR)	Principal Balance of Loan at Default (in EUR)	Recovery Total (in EUR)	Principal Balance End of Period (in EUR)	Object Type (new / used)	Vehicle Series	Customer Type (private / commercial)	Out of Deal (Month / Year)
109	Jan - 18	June - 16	19,765.67	6,386.97	-76.03	6,463.00	Used	5 Series	Commercial	
110	Feb - 18	Oct - 14	10,879.37	9,844.32	4,405.03	5,439.29	Used	1 Series	Commercial	
111	Feb - 18	Sept - 15	21,475.25	11,283.86	0.00	11,283.86	New	1 Series	Commercial	
112	Feb - 18	Oct - 15	23,359.19	18,220.04	18,220.04	0.00	New	1 Series	Private	
113	Feb - 18	Apr - 16	62,353.91	55,838.05	50,437.67	5,400.38	New	7 Series	Commercial	
114	Feb - 18	June - 16	34,632.07	34,565.90	1,839.10	32,726.80	New	4 Series	Commercial	
115	Feb - 18	Feb - 16	11,272.14	9,858.66	5,070.84	4,787.82	Used	3 Series	Private	
116	Feb - 18	Oct - 14	12,389.34	10,418.69	10,418.69	0.00	Used	3 Series	Commercial	
117	Feb - 18	Dec - 15	40,017.12	30,257.27	19,011.00	11,246.27	Used	7 Series	Commercial	
118	Feb - 18	Feb - 15	21,756.88	16,687.20	10,172.28	6,514.92	New	1 Series	Commercial	
119	Feb - 18	Jan - 16	49,455.42	45,627.15	31,403.58	14,223.57	Used	5 Series	Commercial	
120	Feb - 18	Feb - 16	18,074.34	15,512.99	11,924.22	3,588.77	Used	MINI	Commercial	
121	Feb - 18	Nov - 15	14,998.81	13,513.80	7,975.16	5,538.64	Used	1 Series	Commercial	
122	Feb - 18	Nov - 15	16,354.07	14,584.66	7,680.22	6,904.44	Used	1 Series	Commercial	
123	Feb - 18	July - 15	1,595.91	831.59	831.59	0.00	Used	MINI	Private	
124	Mar - 18	Aug - 14	2,877.31	634.39	634.39	0.00	Used	MINI	Private	
125	Mar - 18	Mar - 16	42,973.69	37,457.78	23,369.01	14,088.77	New	X1 Series	Commercial	
126	Mar - 18	May - 16	30,076.05	27,813.89	16,024.77	11,789.12	New	MINI	Commercial	
127	Mar - 18	Dec - 15	28,256.67	24,075.17	12,608.14	11,467.03	New	1 Series	Commercial	
128	Mar - 18	Mar - 16	44,852.08	37,949.45	24,686.55	13,262.90	Used	X5 Series	Private	
129	Mar - 18	Dec - 15	69,727.80	61,543.83	42,084.36	19,459.47	New	X6 Series	Commercial	
130	Mar - 18	May - 15	37,507.33	30,439.39	12,803.50	17,635.89	Used	X5 Series	Private	
131	Mar - 18	Sept - 14	21,632.80	18,225.25	7,136.39	11,088.86	Used	5 Series	Commercial	
132	Mar - 18	Sept - 15	14,230.16	12,279.52	9,168.15	3,111.37	Used	1 Series	Commercial	
133	Apr - 18	Aug - 15	3,728.50	2,101.78	416.88	1,684.90	Used	Non BMW Group (incl. Motorcycles)	Private	
134	Apr - 18	Feb - 16	47,439.72	39,274.42	24,087.88	15,186.54	Used	6 Series	Commercial	
135	Apr - 18	Jan - 16	8,359.05	6,583.76	6,583.76	0.00	New	Other BMW Group	Private	
136	Apr - 18	Aug - 15	85,356.93	69,029.04	40,299.89	28,729.15	New	6 Series	Commercial	
137	Apr - 18	July - 15	6,107.26	3,428.54	3,428.54	0.00	Used	1 Series	Commercial	
138	Apr - 18	June - 16	18,768.60	11,558.28	11,558.28	0.00	Used	X3 Series	Private	
139	Apr - 18	July - 14	10,959.08	2,351.34	2,351.34	0.00	Used	1 Series	Private	
140	Apr - 18	Jan - 15	18,242.20	13,509.89	9,782.00	3,727.89	New	1 Series	Private	
141	Apr - 18	Apr - 16	32,543.67	29,044.23	19,236.53	9,807.70	Used	X5 Series	Commercial	
142	Apr - 18	Feb - 16	46,456.95	39,346.73	39,346.73	0.00	New	4 Series	Commercial	
143	May - 18	Feb - 15	12,276.37	5,554.73	5,554.73	0.00	New	1 Series	Private	
144	May - 18	Dec - 14	20,549.80	18,010.45	10,163.00	7,847.45	New	3 Series	Private	

# Compartment German Auto Loans 5

## Monthly Investor Report



Rolls-Royce  
Motor Cars Limited

Reporting Date	Oct 10, 2019
Payment Date	Oct 21, 2019
Period No	36
Monthly Period	Sept 30, 2019
Interest Period	From Sept 20, 2019 to Oct 21, 2019 = 31 days

### 9. Defaulted Amount & Recovery Amount - Loan Level Data\*

	Month / Year of Default	Month / Year of Loan Origination	Principal Balance (Initial in EUR)	Principal Balance of Loan at Default (in EUR)	Recovery Total (in EUR)	Principal Balance End of Period (in EUR)	Object Type (new / used)	Vehicle Series	Customer Type (private / commercial)	Out of Deal (Month / Year)
145	May - 18	Apr - 15	15,376.17	13,453.33	12,923.29	530.04	Used	1 Series	Private	
146	May - 18	Oct - 14	54,310.98	2,596.80	2,596.80	0.00	New	5 Series	Commercial	
147	May - 18	May - 16	59,688.58	47,690.97	23,899.75	23,791.22	New	4 Series	Commercial	
148	May - 18	Jan - 16	53,184.54	45,374.16	21,325.26	24,048.90	Used	X4 Series	Commercial	
149	June - 18	Apr - 16	6,070.47	3,693.91	3,693.91	0.00	Used	3 Series	Private	
150	June - 18	May - 14	12,824.83	9,643.03	0.00	9,643.03	Used	7 Series	Commercial	
151	June - 18	June - 16	10,525.68	8,263.17	6,168.00	2,095.17	Used	5 Series	Private	
152	June - 18	Nov - 14	6,712.80	4,582.43	1,060.79	3,521.64	Used	1 Series	Private	
153	June - 18	Nov - 12	7,472.29	4,272.31	4,264.33	7.98	Used	1 Series	Private	
154	June - 18	May - 15	34,847.66	27,775.79	10,864.50	16,911.29	New	3 Series	Private	
155	June - 18	Nov - 14	5,484.43	645.34	645.34	0.00	Used	Non BMW Group (incl. Motorcycles)	Private	
156	June - 18	May - 16	55,718.69	48,863.84	34,792.77	14,071.07	New	X5 Series	Commercial	
157	June - 18	Aug - 15	21,388.66	17,059.26	7,927.23	9,132.03	Used	5 Series	Commercial	
158	June - 18	May - 13	15,655.53	10,255.72	10,255.72	0.00	Used	5 Series	Private	
159	June - 18	Oct - 15	16,128.29	12,871.04	0.00	12,871.04	Used	3 Series	Private	
160	June - 18	Apr - 16	32,254.33	26,082.96	20,605.32	5,477.64	New	MINI	Commercial	
161	June - 18	Feb - 16	23,630.10	14,953.74	10,958.85	3,994.89	Used	5 Series	Commercial	
162	June - 18	Feb - 16	9,489.83	7,923.79	149.37	7,774.42	Used	3 Series	Private	
163	June - 18	May - 16	43,646.61	38,876.18	26,020.06	12,856.12	New	4 Series	Commercial	
164	June - 18	Nov - 14	27,475.18	10,246.95	10,246.95	0.00	Used	7 Series	Commercial	
165	June - 18	Aug - 15	14,909.75	13,035.59	6,638.15	6,397.44	Used	1 Series	Private	
166	July - 18	Dec - 14	17,361.72	3,183.19	3,183.19	0.00	New	1 Series	Commercial	
167	July - 18	May - 16	23,441.71	19,201.04	18,850.78	350.26	New	MINI	Private	
168	July - 18	Aug - 14	16,689.73	13,072.09	0.00	13,072.09	Used	X5 Series	Commercial	
169	July - 18	Dec - 14	18,527.86	13,922.78	3,753.40	10,169.38	New	MINI	Private	
170	July - 18	Apr - 15	12,543.62	9,248.33	9,248.33	0.00	New	1 Series	Private	
171	July - 18	June - 14	17,448.21	13,345.87	5,841.40	7,504.47	Used	3 Series	Private	
172	July - 18	Aug - 15	26,391.86	20,641.59	16,082.20	4,559.39	Used	Non BMW Group (incl. Motorcycles)	Commercial	
173	July - 18	Oct - 15	31,371.06	26,285.03	15,974.22	10,310.81	Used	X3 Series	Commercial	
174	Aug - 18	Nov - 14	19,396.85	15,493.34	13,438.72	2,054.62	Used	X5 Series	Private	
175	Aug - 18	June - 13	34,157.96	20,530.58	20,530.58	0.00	New	5 Series	Private	
176	Aug - 18	Apr - 15	24,488.35	21,318.01	10,798.03	10,519.98	New	2 Series	Commercial	
177	Aug - 18	Jan - 15	4,712.86	539.31	539.31	0.00	Used	1 Series	Private	
178	Aug - 18	May - 16	38,223.87	29,298.73	19,486.33	9,812.40	New	X3 Series	Commercial	
179	Aug - 18	July - 15	31,079.48	17,085.08	537.90	16,547.18	Used	Non BMW Group (incl. Motorcycles)	Commercial	
180	Sept - 18	Jan - 15	12,098.01	7,759.45	4,728.19	3,031.26	Used	3 Series	Commercial	

**Compartment German Auto Loans 5**  
**Monthly Investor Report**



Rolls-Royce  
Motor Cars Limited

Reporting Date	Oct 10, 2019
Payment Date	Oct 21, 2019
Period No	36
Monthly Period	Sept 30, 2019
Interest Period	From Sept 20, 2019 to Oct 21, 2019 = 31 days

**9. Defaulted Amount & Recovery Amount - Loan Level Data\***

	Month / Year of Default	Month / Year of Loan Origination	Principal Balance (Initial in EUR)	Principal Balance of Loan at Default (in EUR)	Recovery Total (in EUR)	Principal Balance End of Period (in EUR)	Object Type (new / used)	Vehicle Series	Customer Type (private / commercial)	Out of Deal (Month / Year)
181	Sept - 18	July - 15	25,738.50	22,187.52	22,187.52	0.00	Used	X6 Series	Private	
182	Sept - 18	Sept - 15	19,757.04	9,715.99	-104.85	9,820.84	New	1 Series	Commercial	
183	Sept - 18	June - 16	27,802.30	21,368.79	11,142.61	10,226.18	New	2 Series	Commercial	
184	Sept - 18	June - 16	46,421.14	38,951.59	25,549.50	13,402.09	Used	X6 Series	Commercial	
185	Sept - 18	June - 16	32,232.36	26,750.04	19,464.08	7,285.96	New	X1 Series	Private	
186	Sept - 18	Sept - 15	45,003.18	20,582.33	-206.95	20,789.28	New	4 Series	Commercial	
187	Sept - 18	Feb - 13	29,193.60	7,574.41	1,964.95	5,609.46	New	X3 Series	Commercial	
188	Sept - 18	Mav - 16	37,203.39	25,168.70	25,168.70	0.00	New	3 Series	Commercial	
189	Sept - 18	Dec - 15	11,954.39	8,575.11	0.00	8,575.11	Used	5 Series	Private	
190	Oct - 18	Nov - 15	31,763.24	25,652.71	14,073.30	11,579.41	Used	7 Series	Commercial	
191	Oct - 18	Mar - 15	55,368.37	49,026.78	28,786.25	20,240.53	New	X6 Series	Commercial	
192	Oct - 18	Sept - 15	6,844.48	6,223.88	0.00	6,223.88	Used	X5 Series	Private	
193	Oct - 18	July - 15	10,777.03	9,109.08	0.00	9,109.08	Used	1 Series	Commercial	
194	Oct - 18	Mar - 13	20,131.17	8,037.63	5,650.92	2,386.71	New	3 Series	Private	
195	Oct - 18	Mar - 15	43,407.24	33,322.87	18,240.48	15,082.39	New	4 Series	Commercial	
196	Oct - 18	Mar - 16	8,189.04	2,089.31	2,089.31	0.00	Used	5 Series	Private	
197	Oct - 18	Mav - 16	40,142.25	18,083.76	179.74	17,904.02	New	5 Series	Commercial	
198	Oct - 18	June - 16	20,038.13	18,065.15	18,065.15	0.00	New	MINI	Private	
199	Oct - 18	Mar - 16	11,916.06	7,664.03	0.00	7,664.03	Used	3 Series	Private	
200	Oct - 18	Mar - 16	5,033.95	917.42	917.42	0.00	Used	3 Series	Private	
201	Oct - 18	Feb - 16	8,405.69	6,565.49	6,565.49	0.00	Used	3 Series	Private	
202	Oct - 18	Mav - 16	22,698.55	12,027.06	7,472.60	4,554.46	Used	5 Series	Commercial	
203	Oct - 18	Apr - 16	18,377.40	15,095.39	9,658.77	5,436.62	New	Other BMW Group	Commercial	
204	Oct - 18	Mar - 15	41,599.92	2,524.01	482.66	2,041.35	New	6 Series	Private	
205	Oct - 18	Mar - 16	15,002.81	11,084.30	3,229.77	7,854.53	Used	1 Series	Private	
206	Nov - 18	June - 16	17,025.66	13,824.67	-1,541.34	15,366.01	New	1 Series	Commercial	
207	Nov - 18	July - 15	9,952.50	6,473.68	6,473.68	0.00	Used	3 Series	Private	
208	Nov - 18	Apr - 16	6,397.54	1,510.55	1,510.55	0.00	Used	5 Series	Private	
209	Nov - 18	Apr - 16	46,225.52	38,320.68	29,598.87	8,721.81	Used	X5 Series	Commercial	
210	Nov - 18	Feb - 16	15,069.89	10,897.84	2,012.71	8,885.13	Used	3 Series	Private	
211	Nov - 18	Apr - 15	9,002.35	257.27	257.27	0.00	Used	3 Series	Private	
212	Nov - 18	Mav - 16	12,817.49	9,474.08	9,474.08	0.00	Used	MINI	Private	
213	Nov - 18	Apr - 16	21,301.95	16,391.90	11,783.24	4,608.66	Used	5 Series	Private	
214	Dec - 18	Mar - 16	6,828.80	5,753.93	0.00	5,753.93	Used	Other BMW Group	Private	
215	Dec - 18	Mav - 15	4,989.70	1,332.17	1,332.17	0.00	Used	3 Series	Private	
216	Dec - 18	Feb - 16	9,322.38	955.55	-54.61	1,030.51	Used	Other BMW Group	Private	

**Compartment German Auto Loans 5**  
**Monthly Investor Report**



Rolls-Royce  
Motor Cars Limited

Reporting Date	Oct 10, 2019				
Payment Date	Oct 21, 2019				
Period No	36				
Monthly Period	Sept 30, 2019				
Interest Period	From	Sept 20, 2019	to	Oct 21, 2019	= 31 days

**9. Defaulted Amount & Recovery Amount - Loan Level Data\***

	Month / Year of Default	Month / Year of Loan Origination	Principal Balance (Initial in EUR)	Principal Balance of Loan at Default (in EUR)	Recovery Total (in EUR)	Principal Balance End of Period (in EUR)	Object Type (new / used)	Vehicle Series	Customer Type (private / commercial)	Out of Deal (Month / Year)
217	Dec - 18	Oct - 15	25,909.66	11,445.41	-256.10	11,701.51	Used	5 Series	Commercial	
218	Dec - 18	July - 15	26,261.89	20,091.37	0.00	20,091.37	Used	5 Series	Commercial	
219	Dec - 18	May - 16	17,425.36	1,256.92	1,256.92	0.00	Used	3 Series	Private	
220	Dec - 18	May - 15	24,423.80	20,835.34	15,455.35	5,379.99	Used	X6 Series	Commercial	
221	Dec - 18	June - 16	78,663.04	64,762.83	39,149.34	25,613.49	New	7 Series	Commercial	
222	Dec - 18	Apr - 16	21,450.56	14,695.89	0.00	14,695.89	New	3 Series	Commercial	
223	Jan - 19	May - 14	13,676.01	10,113.40	3,283.28	6,830.12	Used	1 Series	Private	
224	Jan - 19	Feb - 15	21,369.17	12,654.69	1,838.50	10,816.19	Used	Non BMW Group (incl. Motorcycles)	Commercial	
225	Jan - 19	May - 16	41,820.01	33,808.58	21,563.66	12,244.92	New	4 Series	Private	
226	Jan - 19	Oct - 15	13,377.34	7,483.86	7,483.86	0.00	Used	X1 Series	Private	
227	Jan - 19	May - 16	67,469.00	51,958.66	24,138.07	27,820.59	New	X5 Series	Commercial	
228	Jan - 19	Dec - 15	19,224.66	8,901.50	68.26	8,833.24	Used	1 Series	Commercial	
229	Jan - 19	June - 15	28,081.73	18,996.05	978.33	18,017.72	New	1 Series	Commercial	
230	Jan - 19	May - 16	38,825.46	29,144.96	15,656.98	13,487.98	Used	5 Series	Commercial	
231	Feb - 19	Nov - 15	43,237.13	35,295.77	0.00	35,295.77	Used	X6 Series	Commercial	
232	Feb - 19	Jan - 16	15,400.97	9,773.63	9,773.63	0.00	Used	3 Series	Private	
233	Feb - 19	Apr - 16	26,363.05	20,851.10	8,253.85	12,597.25	Used	5 Series	Private	
234	Feb - 19	Apr - 16	14,720.28	4,277.90	2,023.00	2,254.90	Used	X1 Series	Commercial	
235	Feb - 19	July - 15	5,779.38	1,064.80	1,064.80	0.00	Used	MINI	Commercial	
236	Feb - 19	Jan - 16	35,640.62	26,733.12	18,588.71	8,144.41	New	4 Series	Commercial	
237	Feb - 19	July - 15	18,364.98	6,872.77	0.00	6,872.77	Used	7 Series	Commercial	
238	Mar - 19	June - 16	32,343.93	26,106.53	26,132.11	0.00	New	2 Series	Private	
239	Mar - 19	June - 16	11,335.02	10,934.53	7,608.72	3,348.20	New	MINI	Private	
240	Apr - 19	Feb - 16	26,517.39	22,611.60	17,116.28	5,495.32	New	MINI	Private	
241	Apr - 19	Apr - 15	40,734.68	27,220.76	6,421.07	20,799.69	Used	5 Series	Commercial	
242	Apr - 19	Sept - 15	12,083.89	8,350.67	0.00	8,350.67	Used	Non BMW Group (incl. Motorcycles)	Private	
243	Apr - 19	Sept - 15	9,953.87	6,379.12	3,951.22	2,427.90	Used	MINI	Private	
244	Apr - 19	Nov - 15	91,166.09	32,702.66	0.00	32,702.66	New	Non BMW Group (incl. Motorcycles)	Commercial	
245	May - 19	Apr - 16	37,225.54	26,649.41	17,039.59	9,609.82	Used	3 Series	Commercial	
246	May - 19	Mar - 16	8,178.17	1,137.19	1,137.19	0.00	New	Other BMW Group	Private	
247	May - 19	Feb - 15	25,639.77	21,708.81	9,587.21	12,121.60	Used	Non BMW Group (incl. Motorcycles)	Commercial	
248	May - 19	Feb - 16	18,347.54	13,669.19	9,372.91	4,296.28	Used	X1 Series	Private	
249	May - 19	Dec - 15	24,396.34	4,933.88	528.56	4,405.32	Used	X3 Series	Private	
250	May - 19	Oct - 15	17,545.56	13,124.67	4,838.86	8,285.81	Used	Non BMW Group (incl. Motorcycles)	Commercial	
251	May - 19	Oct - 14	5,826.31	1,282.54	0.00	1,282.54	Used	MINI	Private	
252	May - 19	Nov - 15	49,599.54	39,398.12	0.00	39,398.12	Used	X5 Series	Commercial	

# Compartment German Auto Loans 5

## Monthly Investor Report



Rolls-Royce  
Motor Cars Limited

Reporting Date	Oct 10, 2019
Payment Date	Oct 21, 2019
Period No	36
Monthly Period	Sept 30, 2019
Interest Period	From Sept 20, 2019 to Oct 21, 2019 = 31 days

### 9. Defaulted Amount & Recovery Amount - Loan Level Data\*

	Month / Year of Default	Month / Year of Loan Origination	Principal Balance (Initial in EUR)	Principal Balance of Loan at Default (in EUR)	Recovery Total (in EUR)	Principal Balance End of Period (in EUR)	Object Type (new / used)	Vehicle Series	Customer Type (private / commercial)	Out of Deal (Month / Year)
253	May - 19	Apr - 16	8,438.49	5,655.05	1,353.72	4,301.33	Used	3 Series	Private	
254	May - 19	Apr - 16	43,220.43	33,163.33	16,167.12	16,996.21	New	4 Series	Commercial	
255	May - 19	Apr - 16	54,554.44	49,051.05	28,699.12	20,351.93	New	X5 Series	Private	
256	May - 19	Dec - 14	26,041.12	18,704.81	11,812.82	6,891.99	Used	X5 Series	Commercial	
257	May - 19	Oct - 14	9,025.89	494.47	494.47	0.00	Used	MINI	Private	
258	June - 19	Mar - 16	26,930.99	18,343.15	4,222.77	14,120.38	New	3 Series	Commercial	
259	June - 19	Mar - 16	15,210.17	11,899.35	6,877.84	5,021.51	Used	3 Series	Private	
260	June - 19	Feb - 16	11,718.93	8,498.63	7,142.43	1,356.20	Used	1 Series	Private	
261	June - 19	Feb - 16	14,299.85	10,631.76	7,417.55	3,214.21	New	Other BMW Group	Private	
262	June - 19	Apr - 16	51,856.42	41,039.55	0.00	41,039.55	Used	X5 Series	Commercial	
263	June - 19	Mar - 16	10,844.29	6,710.52	1,529.34	5,181.18	Used	1 Series	Private	
264	June - 19	Mar - 16	43,773.09	28,324.20	22,602.60	5,721.60	New	6 Series	Private	
265	June - 19	Feb - 16	6,531.05	3,724.65	0.00	3,724.65	Used	1 Series	Private	
266	June - 19	Nov - 14	33,249.59	5,099.04	5,099.04	0.00	Used	5 Series	Commercial	
267	June - 19	Apr - 16	65,862.22	54,518.21	0.00	54,518.21	New	7 Series	Commercial	
268	July - 19	Dec - 15	45,279.99	32,580.73	20,351.33	12,229.40	New	2 Series	Private	
269	July - 19	Dec - 14	14,246.27	2,636.16	1,500.00	1,136.16	Used	3 Series	Private	
270	July - 19	June - 14	17,527.86	10,449.54	4,716.14	5,733.40	Used	5 Series	Commercial	
271	July - 19	Feb - 16	20,816.89	10,948.10	0.00	10,948.10	New	1 Series	Commercial	
272	July - 19	Dec - 15	87,588.00	54,816.57	0.00	54,816.57	New	7 Series	Private	
273	July - 19	June - 16	13,017.10	9,268.64	6,327.60	2,941.04	Used	Non BMW Group (incl. Motorcycles)	Private	
274	July - 19	June - 15	31,859.41	23,093.24	19,867.19	3,226.05	Used	Non BMW Group (incl. Motorcycles)	Commercial	
275	July - 19	Dec - 15	8,162.80	2,057.55	928.62	1,128.93	Used	1 Series	Private	
276	July - 19	Dec - 15	36,886.73	28,597.38	0.00	28,597.38	New	3 Series	Private	
277	July - 19	June - 16	6,800.35	630.83	332.31	298.52	Used	1 Series	Commercial	
278	July - 19	Dec - 15	11,586.12	7,288.67	4,991.04	2,297.63	Used	1 Series	Private	
279	July - 19	May - 16	24,190.83	15,972.46	9,615.09	6,357.37	Used	X1 Series	Private	
280	July - 19	Apr - 16	24,584.99	10,517.35	-79.95	10,597.30	New	1 Series	Commercial	
281	July - 19	Mar - 16	19,502.03	14,893.54	13,432.51	1,461.03	Used	X6 Series	Private	
282	July - 19	Dec - 15	9,561.90	1,037.84	648.88	388.96	Used	5 Series	Private	
283	July - 19	Feb - 16	35,838.79	26,176.02	21,027.48	5,148.54	Used	7 Series	Private	
284	July - 19	May - 16	21,920.39	15,789.40	10,051.22	5,738.18	New	Other BMW Group	Private	
285	July - 19	Mar - 16	37,743.76	26,968.79	6,241.34	20,727.45	Used	X5 Series	Commercial	
286	July - 19	Apr - 16	13,513.12	9,582.73	6,148.11	3,434.62	Used	MINI	Commercial	
287	Aug - 19	June - 16	67,716.91	51,072.62	34,033.61	17,039.01	New	7 Series	Private	
288	Aug - 19	Jan - 16	24,019.32	18,107.87	0.00	18,107.87	Used	5 Series	Private	

**Compartment German Auto Loans 5**  
**Monthly Investor Report**



Rolls-Royce  
Motor Cars Limited

Reporting Date	Oct 10, 2019				
Payment Date	Oct 21, 2019				
Period No	36				
Monthly Period	Sept 30, 2019				
Interest Period	From	Sept 20, 2019	to	Oct 21, 2019	= 31 days

**9. Defaulted Amount & Recovery Amount - Loan Level Data\***

	Month / Year of Default	Month / Year of Loan Origination	Principal Balance (Initial in EUR)	Principal Balance of Loan at Default (in EUR)	Recovery Total (in EUR)	Principal Balance End of Period (in EUR)	Object Type (new / used)	Vehicle Series	Customer Type (private / commercial)	Out of Deal (Month / Year)
289	Aug - 19	June - 16	24,778.29	14,206.13	12,151.22	2,054.91	Used	3 Series	Private	
290	Aug - 19	May - 16	16,779.79	11,890.21	7,099.22	4,790.99	Used	X1 Series	Private	
291	Aug - 19	Mar - 16	26,396.56	17,265.05	12,688.72	4,576.33	Used	5 Series	Private	
292	Aug - 19	Apr - 16	26,195.66	17,732.99	0.00	17,732.99	Used	1 Series	Private	
293	Aug - 19	Jan - 16	20,573.37	10,065.45	6,720.00	3,345.45	New	1 Series	Commercial	
294	Aug - 19	Dec - 15	11,818.44	1,451.69	513.36	938.33	Used	3 Series	Private	
295	Aug - 19	June - 16	30,809.67	17,360.76	14,500.00	2,860.76	Used	X5 Series	Private	
296	Aug - 19	Oct - 15	25,825.30	14,521.14	1,741.78	12,779.36	Used	X3 Series	Commercial	
297	Aug - 19	Jan - 16	22,902.38	6,068.49	1,297.00	4,771.49	New	2 Series	Private	
298	Aug - 19	Sept - 14	15,501.27	9,662.54	300.00	9,362.54	Used	3 Series	Private	
299	Aug - 19	Jan - 14	22,361.37	9,762.70	1,157.66	8,605.04	Used	X5 Series	Commercial	
300	Aug - 19	May - 16	34,775.86	25,432.92	18,851.22	6,581.70	New	2 Series	Private	
301	Aug - 19	May - 16	34,630.59	23,357.64	16,100.00	7,257.64	New	MINI	Private	
302	Aug - 19	May - 16	78,865.00	56,580.21	0.00	56,580.21	New	3 Series	Commercial	
303	Sept - 19	Feb - 16	49,306.59	33,530.51	0.00	33,530.51	New	X6 Series	Commercial	
304	Sept - 19	Sept - 15	44,909.34	36,310.54	0.00	36,310.54	Used	X5 Series	Commercial	
305	Sept - 19	Mar - 16	15,910.66	9,931.08	4,373.72	5,557.36	Used	5 Series	Private	
306	Sept - 19	Feb - 16	13,783.68	5,067.77	405.70	4,662.07	Used	MINI	Private	
307	Sept - 19	Feb - 16	20,015.77	6,965.44	0.00	6,965.44	Used	3 Series	Private	
308	Sept - 19	Feb - 15	12,252.29	6,294.29	0.00	6,294.29	Used	3 Series	Private	
309	Sept - 19	Mar - 16	21,528.59	10,234.52	0.00	10,234.52	New	1 Series	Commercial	
310	Sept - 19	June - 16	79,157.88	51,781.53	41,968.03	9,813.50	New	4 Series	Commercial	
311	Sept - 19	Feb - 16	28,988.00	20,272.65	0.00	20,272.65	New	X1 Series	Commercial	
312	Sept - 19	Feb - 16	10,257.20	5,009.17	0.00	5,009.17	Used	3 Series	Commercial	
313	Sept - 19	Feb - 13	10,659.11	804.42	0.00	804.42	Used	MINI	Private	
314	Sept - 19	Mar - 16	74,927.89	54,569.74	23,864.93	30,704.81	New	X4 Series	Commercial	
315	Sept - 19	May - 16	12,560.10	8,963.80	5,200.65	3,763.15	Used	MINI	Commercial	
316	Mar - 17	June - 15	11,477.74	253.15	105.96	147.19	Used	X3 Series	Commercial	Mar - 17
317	Jan - 17	May - 14	15,875.79	15,875.79	14,998.26	877.53	Used	X6 Series	Commercial	May - 17
318	Feb - 17	Feb - 15	19,461.42	19,461.42	9,864.56	9,596.86	Used	5 Series	Commercial	May - 17
319	Mar - 17	Feb - 14	2,986.84	2,638.57	1,385.76	1,252.81	Used	Non BMW Group (incl. Motorcycles)	Commercial	May - 17
320	Mar - 17	June - 16	20,796.00	20,323.47	5,765.29	14,558.18	Used	3 Series	Private	May - 17
321	Mar - 17	June - 16	9,620.04	9,509.16	6,905.72	2,603.44	Used	1 Series	Commercial	May - 17
322	Mar - 17	June - 15	78,120.15	76,221.90	33,955.65	42,266.25	New	7 Series	Commercial	June - 17
323	Mar - 17	May - 16	34,482.06	33,887.95	32,501.03	1,468.77	Used	5 Series	Private	June - 17
324	Mar - 17	Feb - 14	19,225.53	18,377.08	12,637.86	5,739.22	New	3 Series	Private	June - 17

# Compartment German Auto Loans 5

## Monthly Investor Report



Rolls-Royce  
Motor Cars Limited

Reporting Date	Oct 10, 2019		
Payment Date	Oct 21, 2019		
Period No	36		
Monthly Period	Sept 30, 2019		
Interest Period	From	Sept 20, 2019	to Oct 21, 2019 = 31 days

### 9. Defaulted Amount & Recovery Amount - Loan Level Data\*

	Month / Year of Default	Month / Year of Loan Origination	Principal Balance (Initial in EUR)	Principal Balance of Loan at Default (in EUR)	Recovery Total (in EUR)	Principal Balance End of Period (in EUR)	Object Type (new / used)	Vehicle Series	Customer Type (private / commercial)	Out of Deal (Month / Year)
325	Mar - 17	Apr - 15	22,146.23	21,646.23	19,986.08	1,660.15	Used	7 Series	Commercial	June - 17
326	June - 17	Feb - 15	18,007.15	18,007.15	4,964.94	13,042.21	Used	Non BMW Group (incl. Motorcycles)	Commercial	July - 17
327	Apr - 17	Apr - 16	34,584.26	33,045.47	22,006.95	11,131.17	Used	X1 Series	Private	Aug - 17
328	May - 17	Aug - 13	8,075.14	7,876.18	5,326.03	2,550.15	Used	1 Series	Private	Aug - 17
329	May - 17	Sept - 14	16,038.63	15,844.57	6,293.72	9,550.85	Used	1 Series	Private	Aug - 17
330	May - 17	May - 14	19,500.30	18,567.07	8,514.93	10,052.14	New	MINI	Commercial	Aug - 17
331	Aug - 17	Feb - 14	28,100.80	3,457.52	1,940.45	1,517.07	New	X1 Series	Commercial	Aug - 17
332	Aug - 17	Sept - 15	5,565.68	4,453.12	1,644.27	2,808.85	Used	5 Series	Commercial	Aug - 17
333	June - 17	Apr - 15	6,051.40	5,305.26	4,364.99	940.27	Used	3 Series	Private	Sept - 17
334	June - 17	June - 16	6,514.20	5,797.50	4,132.83	1,664.67	Used	5 Series	Commercial	Sept - 17
335	June - 17	June - 16	45,409.17	43,639.09	39,071.05	4,568.04	Used	X5 Series	Commercial	Sept - 17
336	June - 17	Mar - 15	7,355.16	6,363.22	5,661.36	701.86	Used	MINI	Commercial	Sept - 17
337	Sept - 17	June - 13	10,565.35	6,437.99	1,092.97	5,345.02	Used	3 Series	Private	Sept - 17
338	July - 17	Jan - 15	36,337.14	33,642.50	26,541.52	7,100.98	Used	X6 Series	Commercial	Oct - 17
339	July - 17	Aug - 14	11,432.49	10,970.07	8,952.54	2,017.53	Used	1 Series	Private	Oct - 17
340	July - 17	June - 16	32,057.68	30,926.11	22,553.95	8,372.16	Used	5 Series	Commercial	Oct - 17
341	July - 17	June - 14	23,857.46	22,798.66	20,988.39	1,810.27	New	2 Series	Private	Oct - 17
342	Oct - 17	Dec - 12	31,716.86	5,241.02	1,066.04	4,174.98	Used	5 Series	Commercial	Oct - 17
343	Aug - 17	Feb - 16	9,744.09	8,876.56	6,511.18	2,365.38	Used	Non BMW Group (incl. Motorcycles)	Private	Nov - 17
344	Aug - 17	July - 15	24,347.95	23,104.32	21,119.95	1,984.37	New	MINI	Commercial	Nov - 17
345	Aug - 17	May - 16	26,192.98	24,952.67	20,153.87	4,798.80	New	2 Series	Commercial	Nov - 17
346	Aug - 17	Apr - 16	5,463.91	4,720.01	3,062.42	1,657.59	Used	Non BMW Group (incl. Motorcycles)	Commercial	Nov - 17
347	Aug - 17	Mar - 16	45,113.29	42,738.69	33,461.98	9,276.71	Used	5 Series	Private	Nov - 17
348	Aug - 17	Feb - 16	42,113.63	40,302.52	30,798.34	9,629.79	New	3 Series	Private	Nov - 17
349	Aug - 17	Aug - 15	48,249.44	45,035.94	29,691.05	15,344.89	Used	X6 Series	Commercial	Nov - 17
350	Sept - 17	Feb - 16	20,247.77	17,808.67	13,361.76	4,446.91	Used	X5 Series	Commercial	Nov - 17
351	Nov - 17	Nov - 14	27,560.01	247.88	30.40	217.48	New	MINI	Private	Nov - 17
352	Sept - 17	May - 14	29,521.04	27,670.66	19,834.14	7,836.52	New	5 Series	Commercial	Dec - 17
353	Sept - 17	Jan - 16	13,087.92	11,994.43	10,290.61	1,703.82	New	Other BMW Group	Commercial	Dec - 17
354	Dec - 17	June - 14	17,681.36	2,325.59	735.91	1,589.68	New	MINI	Commercial	Dec - 17
355	Sept - 17	Jan - 15	14,067.97	11,753.08	10,676.73	1,076.35	Used	5 Series	Commercial	Jan - 18
356	Oct - 17	Aug - 14	10,800.18	8,596.26	5,824.34	2,771.92	Used	X3 Series	Commercial	Jan - 18
357	Oct - 17	May - 15	25,171.60	23,691.11	14,753.08	8,938.03	New	MINI	Private	Jan - 18
358	Oct - 17	Feb - 16	25,784.58	23,069.68	14,483.17	8,586.51	Used	5 Series	Commercial	Jan - 18
359	Oct - 17	July - 14	9,242.28	8,014.92	4,112.85	3,902.07	Used	1 Series	Private	Jan - 18
360	Nov - 17	Aug - 14	14,873.78	13,492.98	11,003.73	2,489.25	Used	X1 Series	Private	Jan - 18



# Compartment German Auto Loans 5

## Monthly Investor Report



Rolls-Royce  
Motor Cars Limited

Reporting Date	Oct 10, 2019		
Payment Date	Oct 21, 2019		
Period No	36		
Monthly Period	Sept 30, 2019		
Interest Period	From	Sept 20, 2019	to Oct 21, 2019 = 31 days

### 9. Defaulted Amount & Recovery Amount - Loan Level Data\*

	Month / Year of Default	Month / Year of Loan Origination	Principal Balance (Initial in EUR)	Principal Balance of Loan at Default (in EUR)	Recovery Total (in EUR)	Principal Balance End of Period (in EUR)	Object Type (new / used)	Vehicle Series	Customer Type (private / commercial)	Out of Deal (Month / Year)
361	Nov - 17	Mar - 15	18,159.26	17,785.02	11,118.83	6,666.19	New	MINI	Private	Jan - 18
362	Nov - 17	Nov - 15	22,683.72	20,803.26	13,055.48	7,747.78	New	1 Series	Commercial	Feb - 18
363	Nov - 17	Sept - 15	15,863.34	13,615.99	11,190.21	2,425.78	Used	1 Series	Private	Feb - 18
364	Nov - 17	Oct - 15	44,733.24	40,381.09	25,577.89	14,803.20	New	5 Series	Commercial	Feb - 18
365	Nov - 17	May - 15	17,363.08	16,494.34	16,369.61	124.73	Used	3 Series	Private	Feb - 18
366	Dec - 17	Sept - 15	19,652.27	16,908.97	10,227.58	6,681.39	Used	X1 Series	Commercial	Mar - 18
367	Dec - 17	Apr - 16	42,530.43	36,498.11	26,127.13	10,370.98	New	4 Series	Commercial	Mar - 18
368	Dec - 17	June - 14	27,651.96	23,693.29	13,972.10	9,721.19	Used	5 Series	Private	Mar - 18
369	Dec - 17	Mar - 16	48,918.53	42,868.97	28,793.08	14,075.89	Used	6 Series	Commercial	Mar - 18
370	Jan - 18	June - 16	38,486.40	33,698.46	17,556.76	16,141.70	New	3 Series	Commercial	Apr - 18
371	Jan - 18	June - 16	24,834.16	22,069.00	15,821.35	6,247.65	Used	MINI	Private	Apr - 18
372	Jan - 18	May - 16	7,117.64	6,504.06	5,804.51	699.55	Used	Other BMW Group	Private	Apr - 18
373	Jan - 18	Dec - 15	24,572.88	21,020.68	15,343.08	5,677.60	Used	5 Series	Commercial	Apr - 18
374	Jan - 18	Sept - 13	17,022.49	14,523.74	10,547.76	3,975.98	New	MINI	Private	Apr - 18
375	Feb - 18	Jan - 16	40,691.74	37,619.53	23,861.95	13,757.58	New	4 Series	Commercial	Apr - 18
376	Aug - 17	June - 13	13,622.63	11,947.72	9,516.05	2,431.67	New	1 Series	Commercial	May - 18
377	Feb - 18	May - 16	30,156.58	25,187.72	17,558.56	7,629.16	Used	5 Series	Commercial	May - 18
378	Feb - 18	Aug - 15	20,916.38	18,657.31	14,089.46	4,567.85	Used	5 Series	Private	May - 18
379	Feb - 18	Dec - 14	9,960.07	8,690.83	7,171.97	1,518.86	New	Non BMW Group (incl. Motorcycles)	Commercial	May - 18
380	Feb - 18	Feb - 16	10,109.11	9,132.11	8,592.12	539.99	Used	1 Series	Private	May - 18
381	Mar - 18	Dec - 14	33,583.98	27,774.90	17,298.49	10,476.41	New	2 Series	Commercial	May - 18
382	Mar - 18	May - 14	23,058.17	18,543.92	12,828.77	5,715.15	Used	5 Series	Private	May - 18
383	May - 18	July - 15	26,595.82	8,887.58	1,794.66	7,092.92	Used	3 Series	Private	May - 18
384	May - 18	May - 16	51,323.25	67.20	63.85	3.35	New	4 Series	Commercial	May - 18
385	Feb - 18	Apr - 16	38,857.59	35,690.54	21,544.47	14,146.07	New	Non BMW Group (incl. Motorcycles)	Private	June - 18
386	Mar - 18	Sept - 15	21,074.35	17,252.20	10,101.77	7,150.43	Used	Non BMW Group (incl. Motorcycles)	Private	June - 18
387	Mar - 18	June - 16	46,280.34	44,233.76	36,333.06	7,900.70	New	2 Series	Private	June - 18
388	Mar - 18	Feb - 14	12,228.83	10,184.92	9,646.13	538.79	Used	MINI	Private	June - 18
389	Mar - 18	Nov - 12	12,180.51	9,576.45	4,584.16	4,992.29	Used	3 Series	Private	June - 18
390	Mar - 18	Apr - 15	20,525.83	17,116.62	10,965.42	6,151.20	Used	3 Series	Private	June - 18
391	Mar - 18	June - 16	21,168.62	18,237.59	13,778.57	4,459.02	Used	1 Series	Private	June - 18
392	Apr - 18	Mar - 16	51,268.22	47,603.23	0.00	47,819.87	New	4 Series	Private	June - 18
393	Apr - 18	Mar - 16	80,178.42	70,803.43	44,749.05	26,054.38	New	7 Series	Commercial	June - 18
394	Mar - 18	Feb - 15	19,249.48	15,339.90	13,566.98	1,772.92	New	MINI	Private	July - 18
395	Apr - 18	July - 15	9,648.30	7,169.14	3,112.67	4,056.47	Used	Non BMW Group (incl. Motorcycles)	Private	July - 18
396	Apr - 18	May - 16	30,026.33	26,627.45	20,552.02	6,075.43	Used	7 Series	Private	July - 18

**Compartment German Auto Loans 5**  
**Monthly Investor Report**



Rolls-Royce  
Motor Cars Limited

Reporting Date	Oct 10, 2019				
Payment Date	Oct 21, 2019				
Period No	36				
Monthly Period	Sept 30, 2019				
Interest Period	From	Sept 20, 2019	to	Oct 21, 2019	= 31 days

**9. Defaulted Amount & Recovery Amount - Loan Level Data\***

	Month / Year of Default	Month / Year of Loan Origination	Principal Balance (Initial in EUR)	Principal Balance of Loan at Default (in EUR)	Recovery Total (in EUR)	Principal Balance End of Period (in EUR)	Object Type (new / used)	Vehicle Series	Customer Type (private / commercial)	Out of Deal (Month / Year)
397	Apr - 18	May - 16	20,723.15	18,689.85	16,031.91	2,657.94	Used	2 Series	Commercial	July - 18
398	May - 18	Mar - 15	27,069.70	21,663.72	15,636.04	6,027.68	New	5 Series	Commercial	July - 18
399	Mar - 18	Mar - 16	22,036.56	19,540.84	14,859.23	4,681.61	New	2 Series	Commercial	Aug - 18
400	May - 18	June - 16	38,697.21	32,323.82	23,243.07	9,080.75	Used	X5 Series	Commercial	Aug - 18
401	May - 18	Mar - 14	13,322.30	9,037.93	8,122.34	915.59	Used	3 Series	Commercial	Aug - 18
402	May - 18	Apr - 16	14,054.62	11,808.13	7,560.79	4,247.34	Used	1 Series	Commercial	Aug - 18
403	June - 18	June - 14	13,008.29	10,129.19	7,794.52	2,334.67	Used	MINI	Private	Sept - 18
404	June - 18	Feb - 16	8,171.54	5,903.39	4,851.43	1,051.96	Used	5 Series	Private	Sept - 18
405	July - 18	Feb - 16	19,362.91	12,788.02	8,476.15	4,311.87	New	Other BMW Group	Commercial	Sept - 18
406	Sept - 18	Apr - 14	12,918.01	7,578.70	1,428.47	6,150.23	Used	1 Series	Private	Sept - 18
407	Apr - 18	Sept - 14	28,337.42	22,763.81	17,663.80	5,100.01	New	X1 Series	Private	Oct - 18
408	Apr - 18	Jan - 16	21,583.36	18,070.34	11,625.77	6,444.57	Used	3 Series	Commercial	Oct - 18
409	May - 18	June - 16	27,549.41	23,776.89	15,131.73	8,645.16	New	MINI	Commercial	Oct - 18
410	July - 18	Apr - 15	13,025.54	8,196.04	6,842.52	1,353.52	Used	MINI	Commercial	Oct - 18
411	July - 18	Apr - 15	19,703.22	14,441.30	12,648.40	1,792.90	Used	5 Series	Private	Oct - 18
412	Aug - 18	June - 15	12,680.22	7,141.65	855.41	6,286.24	New	Other BMW Group	Commercial	Nov - 18
413	Aug - 18	June - 16	21,145.94	17,603.85	11,065.41	6,538.44	Used	X5 Series	Commercial	Nov - 18
414	Aug - 18	Aug - 15	24,086.21	18,907.88	13,167.93	5,794.03	Used	3 Series	Private	Nov - 18
415	Aug - 18	Apr - 16	10,767.46	9,056.98	7,407.73	1,649.25	New	Other BMW Group	Private	Nov - 18
416	Aug - 18	June - 15	36,835.47	31,300.61	20,030.38	11,270.23	New	5 Series	Commercial	Nov - 18
417	Aug - 18	Apr - 16	24,800.50	20,253.92	15,158.58	5,095.34	Used	3 Series	Private	Nov - 18
418	Sept - 18	Apr - 16	21,478.24	16,688.24	11,592.48	5,095.76	Used	5 Series	Commercial	Nov - 18
419	Sept - 18	Apr - 16	33,154.99	21,849.66	19,230.55	2,619.11	Used	5 Series	Commercial	Nov - 18
420	Sept - 18	Mar - 16	23,114.29	18,689.07	11,556.70	7,132.37	Used	3 Series	Commercial	Dec - 18
421	Oct - 18	Mar - 15	37,872.62	1,154.76	749.23	405.53	New	X3 Series	Commercial	Dec - 18
422	Oct - 18	Feb - 16	20,380.06	17,130.17	15,096.22	2,033.95	New	Other BMW Group	Private	Jan - 19
423	Oct - 18	Sept - 15	16,755.29	12,492.35	10,638.79	1,853.56	New	1 Series	Private	Jan - 19
424	Oct - 18	May - 16	30,002.78	22,428.52	9,085.69	13,342.83	Used	5 Series	Commercial	Jan - 19
425	July - 17	Dec - 15	18,773.22	17,757.38	11,545.99	6,211.39	Used	1 Series	Private	Feb - 19
426	Oct - 18	Feb - 15	27,110.19	20,475.97	16,450.92	4,025.05	Used	X6 Series	Commercial	Feb - 19
427	Nov - 18	Mar - 15	19,160.75	14,557.33	7,101.09	7,456.24	Used	5 Series	Private	Feb - 19
428	Nov - 18	May - 16	30,832.63	27,498.18	17,695.56	9,802.62	New	2 Series	Commercial	Feb - 19
429	Apr - 18	Mar - 15	23,901.58	20,637.10	14,351.66	6,285.44	New	X1 Series	Commercial	Mar - 19
430	July - 18	Aug - 13	20,173.07	15,147.39	11,101.39	4,046.00	Used	7 Series	Commercial	Mar - 19
431	Dec - 18	Aug - 15	19,841.42	15,258.09	13,758.32	1,499.77	Used	5 Series	Private	Mar - 19
432	Dec - 18	July - 13	20,128.03	12,725.51	9,967.88	2,757.63	New	1 Series	Private	Mar - 19

**Compartment German Auto Loans 5**  
**Monthly Investor Report**



Rolls-Royce  
Motor Cars Limited

Reporting Date	Oct 10, 2019				
Payment Date	Oct 21, 2019				
Period No	36				
Monthly Period	Sept 30, 2019				
Interest Period	From	Sept 20, 2019	to	Oct 21, 2019	= 31 days

**9. Defaulted Amount & Recovery Amount - Loan Level Data\***

	Month / Year of Default	Month / Year of Loan Origination	Principal Balance (Initial in EUR)	Principal Balance of Loan at Default (in EUR)	Recovery Total (in EUR)	Principal Balance End of Period (in EUR)	Object Type (new / used)	Vehicle Series	Customer Type (private / commercial)	Out of Deal (Month / Year)
433	Mar - 19	Jan - 14	18,570.45	12,096.64	11,899.98	196.66	Used	5 Series	Private	Mar - 19
434	Nov - 18	Feb - 16	18,045.53	13,485.83	11,740.81	1,776.69	Used	MINI	Private	Apr - 19
435	Jan - 19	June - 16	41,637.54	34,938.01	18,335.07	16,602.94	New	2 Series	Commercial	Apr - 19
436	Feb - 19	Nov - 13	11,935.60	6,896.08	2,872.93	4,023.15	Used	3 Series	Private	May - 19
437	Mar - 19	June - 16	23,185.48	17,749.96	11,341.50	6,408.46	Used	3 Series	Commercial	May - 19
438	Mar - 19	Aug - 15	33,028.41	24,561.79	17,997.27	6,564.52	Used	X6 Series	Commercial	May - 19
439	Jan - 19	June - 16	13,025.56	10,442.92	6,314.16	4,128.76	Used	Non BMW Group (incl. Motorcycles)	Private	June - 19
440	Jan - 19	Nov - 15	17,440.72	11,790.61	11,198.28	592.33	Used	5 Series	Private	June - 19
441	Mar - 19	June - 15	21,832.71	15,231.11	10,732.44	4,498.67	Used	X5 Series	Commercial	June - 19
442	June - 19	May - 16	9,218.97	5,894.48	-158.86	6,053.34	Used	Non BMW Group (incl. Motorcycles)	Private	June - 19
443	Jan - 19	Aug - 15	21,480.67	15,918.77	7,815.51	8,185.56	Used	Non BMW Group (incl. Motorcycles)	Commercial	July - 19
444	Feb - 19	Jan - 16	14,236.36	10,442.79	8,025.23	2,417.56	Used	1 Series	Private	July - 19
445	Feb - 19	Apr - 16	18,525.12	13,900.91	6,279.10	7,621.81	Used	3 Series	Private	July - 19
446	Mar - 19	Dec - 15	29,408.50	21,425.77	10,746.63	10,679.14	New	MINI	Commercial	July - 19
447	Mar - 19	June - 16	22,879.88	17,694.70	11,447.86	6,246.84	New	1 Series	Commercial	July - 19
448	Mar - 19	Jan - 16	61,384.39	45,283.32	37,587.32	7,696.00	New	4 Series	Commercial	July - 19
449	Mar - 19	Dec - 15	16,443.35	12,060.33	5,709.16	6,351.17	Used	3 Series	Private	July - 19
450	Mar - 19	June - 16	53,220.83	40,837.42	17,976.90	22,860.52	Used	5 Series	Commercial	July - 19
451	Mar - 19	Dec - 15	26,541.99	17,574.34	14,050.76	3,523.58	Used	5 Series	Private	July - 19
452	Apr - 19	May - 16	63,256.66	51,645.92	41,944.75	9,701.17	New	X6 Series	Commercial	July - 19
453	Apr - 19	Mar - 16	25,266.70	17,428.12	15,335.15	2,092.97	New	MINI	Private	July - 19
454	Apr - 19	Feb - 16	19,417.91	10,714.47	8,575.91	2,138.56	New	MINI	Private	July - 19
455	Dec - 18	Apr - 16	63,159.42	57,399.19	44,307.82	13,268.50	New	7 Series	Private	Aug - 19
456	Apr - 19	Dec - 14	18,301.78	11,233.51	4,807.66	6,425.85	Used	5 Series	Commercial	Aug - 19
457	May - 19	June - 16	9,187.10	5,490.36	4,243.93	1,246.43	Used	X3 Series	Private	Aug - 19
458	May - 19	Feb - 16	17,196.09	12,168.08	11,043.28	1,124.80	New	MINI	Private	Aug - 19
459	May - 19	Feb - 16	22,569.45	16,801.49	10,922.90	5,878.59	Used	X1 Series	Private	Aug - 19
460	May - 19	Nov - 15	17,515.05	11,019.11	8,471.11	2,548.00	Used	5 Series	Private	Aug - 19
461	May - 19	Apr - 16	14,941.49	8,972.62	6,829.83	2,142.79	Used	1 Series	Commercial	Aug - 19
462	May - 19	Feb - 16	68,367.71	47,745.35	37,273.54	10,471.81	New	7 Series	Commercial	Aug - 19
463	June - 19	Mar - 16	17,446.42	12,318.82	11,021.15	1,297.67	Used	3 Series	Private	Aug - 19
464	June - 19	May - 16	18,564.22	12,989.21	7,491.51	5,497.70	Used	3 Series	Commercial	Aug - 19
465	Aug - 19	Apr - 16	3,483.02	122.10	32.62	89.48	Used	MINI	Commercial	Aug - 19
466	Aug - 19	Apr - 16	4,216.29	147.81	42.99	104.82	Used	MINI	Commercial	Aug - 19
467	Aug - 19	June - 16	13,178.29	221.06	37.84	183.22	Used	MINI	Private	Aug - 19
468	May - 19	May - 16	32,525.05	27,256.19	13,414.05	13,842.14	Used	X5 Series	Commercial	Sept - 19

**Compartment German Auto Loans 5**  
**Monthly Investor Report**



Rolls-Royce  
 Motor Cars Limited

Reporting Date	Oct 10, 2019				
Payment Date	Oct 21, 2019				
Period No	36				
Monthly Period	Sept 30, 2019				
Interest Period	From	Sept 20, 2019	to	Oct 21, 2019	= 31 days

**9. Defaulted Amount & Recovery Amount - Loan Level Data\***

	Month / Year of Default	Month / Year of Loan Origination	Principal Balance (Initial in EUR)	Principal Balance of Loan at Default (in EUR)	Recovery Total (in EUR)	Principal Balance End of Period (in EUR)	Object Type (new / used)	Vehicle Series	Customer Type (private / commercial)	Out of Deal (Month / Year)
469	June - 19	June - 16	21,767.25	16,308.57	12,143.63	4,164.94	New	1 Series	Private	Sept - 19
470	July - 19	Apr - 14	18,034.51	6,414.74	5,068.79	1,345.95	Used	5 Series	Commercial	Sept - 19

\*Applicable only if loans have defaulted. Does not include defaulted amounts less than 10 EUR.

**Compartment German Auto Loans 5**  
**Monthly Investor Report**



Rolls-Royce  
Motor Cars Limited

Reporting Date	Oct 10, 2019		
Payment Date	Oct 21, 2019		
Period No	36		
Monthly Period	Sept 30, 2019		
Interest Period	From	Sept 20, 2019	to Oct 21, 2019 = 31 days

**10. Outstanding Note Balance**

<b>1. Note Balance</b>	<b>All Notes</b>	<b>Class A</b>	<b>Class B</b>
<b>Initial Note Information</b>			
ISIN code		XS1484801763	XS1484802142
Currency		EUR	EUR
Legal final maturity		Oct 2023	Oct 2023
Rating (Fitch / Moody's / S&P/DBRS)		AAA/Aaa/N/A/N/A	N/A/N/A/N/A/N/A
Initial notes aggregate principal outstanding balance in EUR	1,075,300,000.00	1,000,000,000.00	75,300,000.00
Nominal amount per note in EUR		100,000.00	100,000.00
Initial number of notes per class in EUR		10,000	753
<b>Current Note Information</b>			
Notes aggregate principal outstanding balance in EUR - BoP	52,840,337.74	0.00	52,840,337.74
Available distribution amount in EUR	6,223,676.26		
Redemption per class in EUR		0.00	6,146,608.87
Redemption per note in EUR		0.00	8,162.83
Notes aggregate principal outstanding balance in EUR - EoP	46,693,728.87	0.00	46,693,728.87
Current pool factor		0.00	0.62

<b>2. Payments to Investor per Note</b>	<b>Class A</b>	<b>Class B</b>
Interest Type	Floating Rate	Fixed Rate
Reference Rate	1M_EURIBOR	NONE
Actual Interest Rate	-0.438%	NONE
Spread	0.400%	NONE
Coupon	0.000%*	1.000%
Day count fraction	Actual/360	Actual/360
Interest days	31 days	31 days
Principal outstanding per note in EUR - BoP	0.00	70,173.09
Principal repayment per note in EUR	0.00	8,162.83
Principal outstanding per note in EUR - EoP	0.00	62,010.26
Interest payment per Note in EUR	0.00	60.43

\* rate is floored at 0.000%, the theoretical negative interest rate is -0.038%.

**Compartment German Auto Loans 5**  
**Monthly Investor Report**



Rolls-Royce  
 Motor Cars Limited

Reporting Date	Oct 10, 2019			
Payment Date	Oct 21, 2019			
Period No	36			
Monthly Period	Sept 30, 2019			
Interest Period	From	Sept 20, 2019	to	Oct 21, 2019 = 31 days

**10. Outstanding Note Balance**

<b>3. Credit Enhancement</b>	Initial Period (in EUR)	Initial CE (in %)	Current Period (in EUR)	Current CE (in %)
Class A	1,000,000,000.00	7.50	0.00	100.00
Class B	75,300,000.00	0.50	46,693,728.87	55.34
Cash Reserve (+ Overcollateralisation)	5,379,959.75	0.00	57,867,815.31	0.00

"In its capacity as originator and lender, BMW Bank GmbH complies with the retention requirement of a material net economic interest in accordance with Art. 405 CRR. A minimum of 5.0% of the net economic interest will be retained throughout the life of the transaction in form of retention of the Class B Notes and the Subordinated Loan."

**4. Clean-Up Call Option**

If the aggregate outstanding principal balance has been reduced to less than 10% of the aggregate outstanding principal balance at the Issue Date, the seller will have the option under the receivables purchase Agreement to acquire all outstanding purchased receivables.

Aggregate outstanding principal balance at end of period (in EUR)	104,561,544.18
Clean-Up option exercisable	Yes

**We hereby notify you that pursuant to Clause 10 (Clean-Up Call) of the Receivables Purchase Agreement we as the Seller plan to exercise the Clean-Up Call Option and will acquire all outstanding Purchased Receivables (together with any related Loan Collateral) on the Payment Date falling on 20 November 2019.**

**Compartment German Auto Loans 5**  
**Monthly Investor Report**



Rolls-Royce  
Motor Cars Limited

Reporting Date	Oct 10, 2019			
Payment Date	Oct 21, 2019			
Period No	36			
Monthly Period	Sept 30, 2019			
Interest Period	From	Sept 20, 2019	to	Oct 21, 2019 = 31 days

**11. Original Principal Balance**

Initial Portfolio as of origination of contract

Group (in EUR) (by Original Principal Balance)	Original principal balance (in EUR)	Original Principal Balance (in % of total)	Number of Contracts	Number of Contracts (in % of total)
0.00 - 5,000.00	6,992,674.68	0.56	1,862	3.10
5.000,01 - 10.000,00	64,956,645.53	5.18	8,288	13.79
10.000,01 - 15.000,00	146,836,978.81	11.70	11,642	19.37
15.000,01 - 20.000,00	202,190,645.60	16.11	11,518	19.16
20.000,01 - 25.000,00	212,735,086.38	16.95	9,471	15.76
25.000,01 - 30.000,00	183,995,892.42	14.66	6,707	11.16
30.000,01 - 35.000,00	136,384,047.80	10.87	4,213	7.01
35.000,01 - 40.000,00	90,221,057.97	7.19	2,416	4.02
40.000,01 - 45.000,00	58,755,377.74	4.68	1,385	2.30
45.000,01 - 50.000,00	39,632,006.73	3.16	838	1.39
50.000,01 - 55.000,00	28,130,280.93	2.24	537	0.89
55.000,01 - 60.000,00	23,199,116.97	1.85	403	0.67
> 60.000,00	60,851,137.78	4.85	831	1.38
<b>Total</b>	<b>1,254,880,949.34</b>	<b>100.00</b>	<b>60,111</b>	<b>100.00</b>

Average:	20,876.06
Min:	1,049.00
Max:	200,000.00

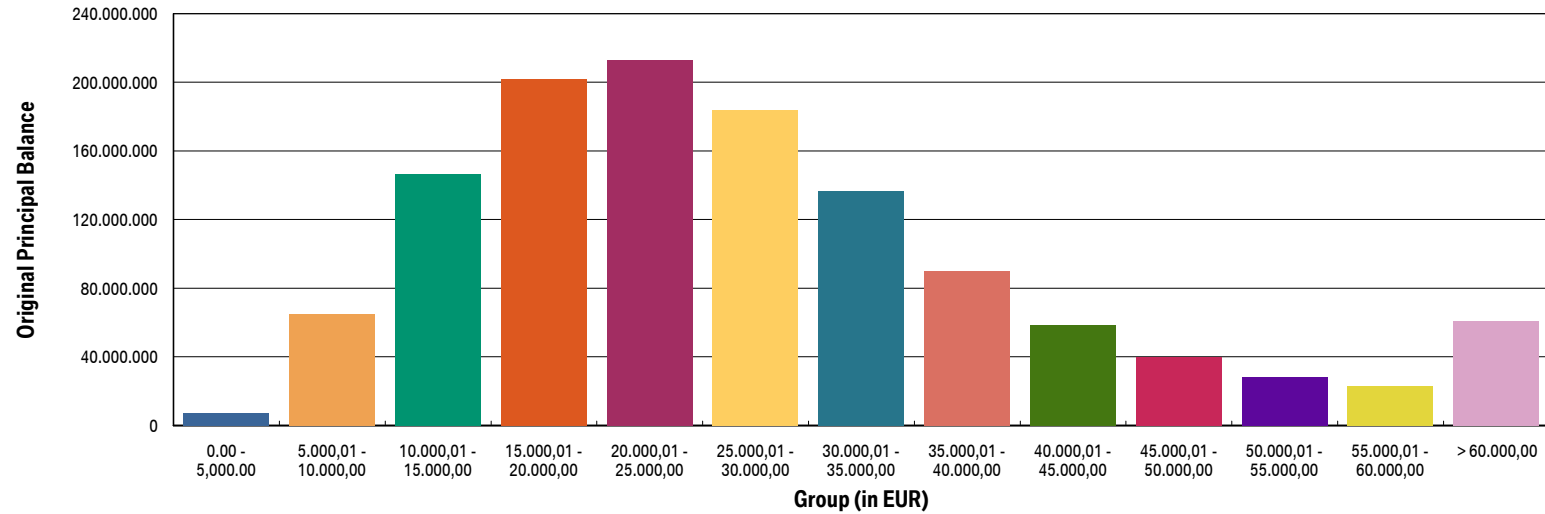
**Compartment German Auto Loans 5**  
**Monthly Investor Report**



Rolls-Royce  
 Motor Cars Limited

Reporting Date	Oct 10, 2019				
Payment Date	Oct 21, 2019				
Period No	36				
Monthly Period	Sept 30, 2019				
Interest Period	From	Sept 20, 2019	to	Oct 21, 2019	= 31 days

**11a. Original Principal Balance (graph)**





**Compartment German Auto Loans 5**  
**Monthly Investor Report**



Rolls-Royce  
Motor Cars Limited

Reporting Date	Oct 10, 2019			
Payment Date	Oct 21, 2019			
Period No	36			
Monthly Period	Sept 30, 2019			
Interest Period	From	Sept 20, 2019	to	Oct 21, 2019 = 31 days

**12. Aggregate Principal Balance**

Initial Portfolio

Group (in EUR)	Aggregate Principal Balance (in EUR)	Aggregate Principal Balance (in % of total)	Number of Contracts	Number of Contracts (in % of total)
0.00 - 5,000.00	15,637,512.29	1.45	4,757	7.91
5.000,01 - 10.000,00	85,191,764.85	7.92	11,180	18.60
10.000,01 - 15.000,00	154,031,838.67	14.32	12,297	20.46
15.000,01 - 20.000,00	189,394,122.78	17.61	10,861	18.07
20.000,01 - 25.000,00	184,904,410.27	17.20	8,271	13.76
25.000,01 - 30.000,00	144,739,496.87	13.46	5,298	8.81
30.000,01 - 35.000,00	99,646,407.14	9.27	3,090	5.14
35.000,01 - 40.000,00	62,264,067.48	5.79	1,673	2.78
40.000,01 - 45.000,00	41,722,773.82	3.88	988	1.64
45.000,01 - 50.000,00	26,196,826.38	2.44	553	0.92
50.000,01 - 55.000,00	18,897,999.72	1.76	361	0.60
55.000,01 - 60.000,00	15,417,215.78	1.43	269	0.45
> 60.000,00	37,255,523.70	3.46	513	0.85
<b>Total</b>	<b>1,075,299,959.75</b>	<b>100.00</b>	<b>60,111</b>	<b>100.00</b>
Average:	17,888.57			
Min:	197.27			
Max:	187,245.56			

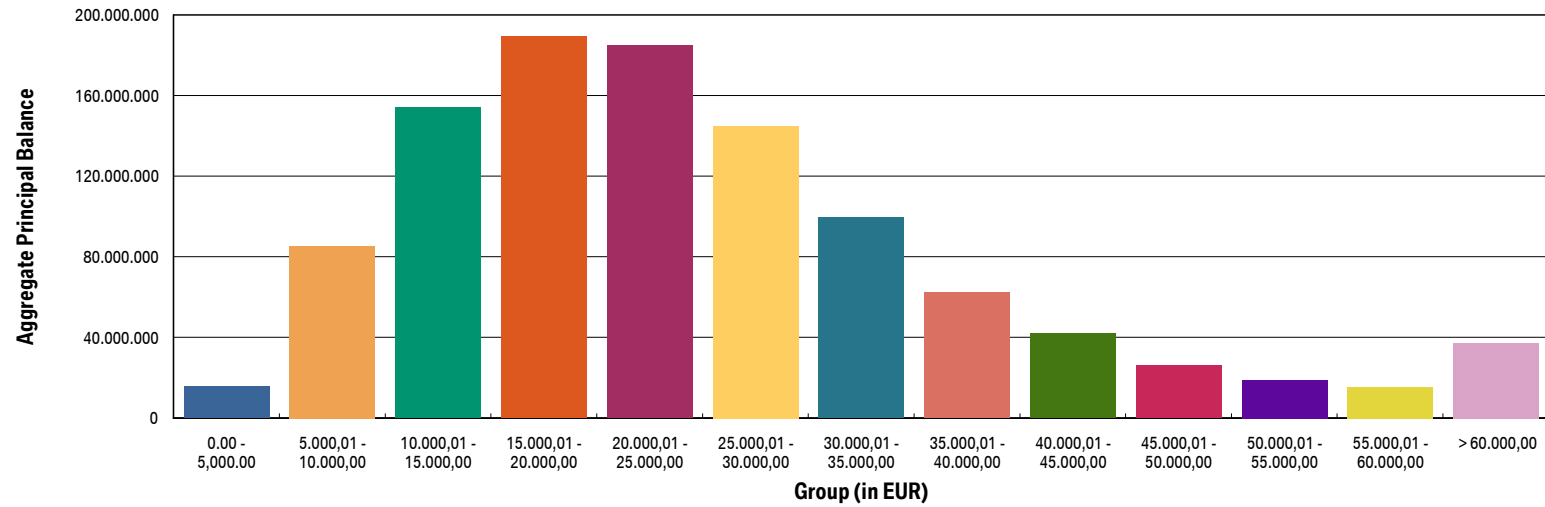
**Compartment German Auto Loans 5**  
**Monthly Investor Report**



Rolls-Royce  
 Motor Cars Limited

Reporting Date	Oct 10, 2019				
Payment Date	Oct 21, 2019				
Period No	36				
Monthly Period	Sept 30, 2019				
Interest Period	From	Sept 20, 2019	to	Oct 21, 2019	= 31 days

**12a. Aggregate Principal Balance (graph)**



**Compartment German Auto Loans 5**  
**Monthly Investor Report**



Rolls-Royce  
Motor Cars Limited

Reporting Date	Oct 10, 2019			
Payment Date	Oct 21, 2019			
Period No	36			
Monthly Period	Sept 30, 2019			
Interest Period	From	Sept 20, 2019	to	Oct 21, 2019 = 31 days

**13. Aggregate Outstanding Principal Balance**

Portfolio as of: Sept 30, 2019

Group (in EUR)	Aggregate Outstanding Principal Balance (in EUR)	Aggregate Outstanding Principal Balance (in % of total)	Number of Contracts	Number of Contracts (in % of total)
0.00 - 5,000.00	3,950,605.69	3.78	3,221	30.80
5,000,01 - 10,000,00	19,785,876.91	18.92	2,588	24.75
10,000,01 - 15,000,00	25,910,484.48	24.78	2,094	20.02
15,000,01 - 20,000,00	24,545,586.94	23.47	1,425	13.63
20,000,01 - 25,000,00	13,996,302.90	13.39	636	6.08
25,000,01 - 30,000,00	6,952,945.65	6.65	255	2.44
30,000,01 - 35,000,00	3,294,994.52	3.15	102	0.98
35,000,01 - 40,000,00	2,027,391.59	1.94	54	0.52
40,000,01 - 45,000,00	1,770,415.19	1.69	42	0.40
45,000,01 - 50,000,00	710,896.72	0.68	15	0.14
50,000,01 - 55,000,00	466,985.85	0.45	9	0.09
55,000,01 - 60,000,00	454,585.03	0.43	8	0.08
> 60,000,00	694,472.71	0.66	9	0.09
<b>Total</b>	<b>104,561,544.18</b>	<b>100.00</b>	<b>10,458</b>	<b>100.00</b>

WA:	9,998.24
Min:	0.00
Max:	96,365.90

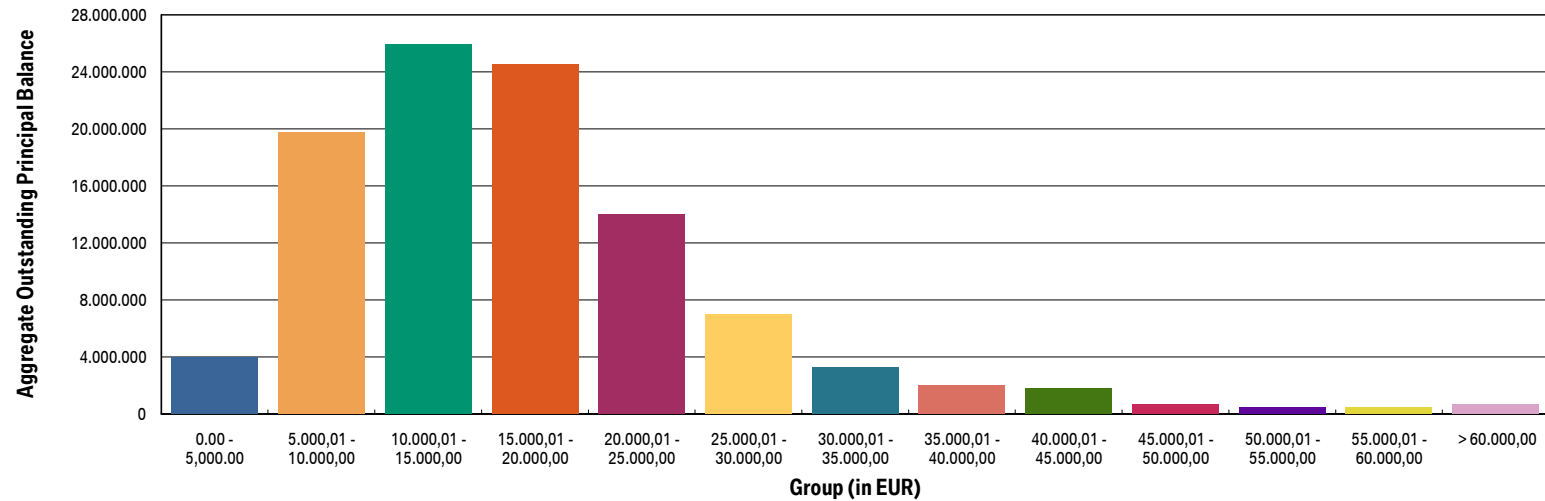
**Compartment German Auto Loans 5**  
**Monthly Investor Report**



Rolls-Royce  
 Motor Cars Limited

Reporting Date	Oct 10, 2019				
Payment Date	Oct 21, 2019				
Period No	36				
Monthly Period	Sept 30, 2019				
Interest Period	From	Sept 20, 2019	to	Oct 21, 2019	= 31 days

**13a. Aggregate Outstanding Principal Balance (graph)**



**Compartment German Auto Loans 5**  
**Monthly Investor Report**



Rolls-Royce  
Motor Cars Limited

Reporting Date	Oct 10, 2019				
Payment Date	Oct 21, 2019				
Period No	36				
Monthly Period	Sept 30, 2019				
Interest Period	From	Sept 20, 2019	to	Oct 21, 2019	= 31 days

**14. Down Payments**

Portfolio as of: Sept 30, 2019

Down Payment	Aggregate Outstanding Principal Balance (in EUR)	Aggregate Outstanding Principal Balance (in % of total)	Number of Contracts	Number of Contracts (in % of total)	Down Payment/ Purchase Price (in %)
No Down Payment	30,204,318.63	28.89	2,920	27.92	0.00
<=1000	3,048,636.18	2.92	356	3.40	4.24
1.000,01 - 2.000,00	7,040,330.60	6.73	865	8.27	8.79
2.000,01 - 3.000,00	8,697,016.47	8.32	972	9.29	12.28
3.000,01 - 4.000,00	6,910,086.57	6.61	788	7.53	16.18
4.000,01 - 5.000,00	10,801,353.59	10.33	1,112	10.63	18.04
5.000,01 - 6.000,00	6,191,733.20	5.92	630	6.02	20.32
6.000,01 - 7.000,00	5,245,346.45	5.02	518	4.95	21.98
7.000,01 - 8.000,00	4,779,630.40	4.57	445	4.26	23.75
8.000,01 - 9.000,00	2,425,490.09	2.32	242	2.31	26.30
9.000,01 - 10.000,00	6,504,359.09	6.22	544	5.20	26.79
10.000,01 - 11.000,00	1,398,219.79	1.34	127	1.21	25.79
11.000,01 - 12.000,00	1,890,806.79	1.81	171	1.64	29.97
12.000,01 - 13.000,00	1,281,308.88	1.23	119	1.14	30.90
13.000,01 - 14.000,00	805,035.78	0.77	73	0.70	34.59
14.000,01 - 15.000,00	2,362,848.87	2.26	176	1.68	31.50
> 15.000,00	4,975,022.80	4.76	400	3.82	38.85
<b>Total</b>	<b>104,561,544.18</b>	<b>100.00</b>	<b>10,458</b>	<b>100.00</b>	<b>14.43</b>

Minimum Down Payment:	85.00
Maximum Down Payment:	50,000.00
Average Down Payment:	4,596.85
Average Down Payment (customers that made a Down Payment):	6,377.53

**Compartment German Auto Loans 5**  
**Monthly Investor Report**



Rolls-Royce  
 Motor Cars Limited

Reporting Date	Oct 10, 2019			
Payment Date	Oct 21, 2019			
Period No	36			
Monthly Period	Sept 30, 2019			
Interest Period	From	Sept 20, 2019	to	Oct 21, 2019 = 31 days

**15. Borrower Concentration**

Portfolio as of: Sept 30, 2019

Borrower (Top 20)	Aggregate Outstanding Principal Balance (in EUR)	Aggregate Outstanding Principal Balance (in % of total)	Number of Contracts	Number of Contracts (in % of total)
1	134,385.05	0.13	2	0.02
2	118,338.24	0.11	3	0.03
3	96,365.90	0.09	1	0.01
4	96,151.19	0.09	1	0.01
5	89,899.64	0.09	1	0.01
6	71,712.78	0.07	1	0.01
7	70,767.50	0.07	1	0.01
8	64,909.76	0.06	1	0.01
9	62,979.91	0.06	1	0.01
10	62,495.73	0.06	1	0.01
11	58,529.31	0.06	1	0.01
12	57,784.45	0.06	2	0.02
13	57,214.65	0.05	1	0.01
14	57,205.60	0.05	1	0.01
15	56,540.00	0.05	2	0.02
16	56,020.46	0.05	1	0.01
17	55,562.37	0.05	1	0.01
18	55,548.42	0.05	1	0.01
19	53,860.40	0.05	2	0.02
20	53,561.66	0.05	1	0.01
<b>Total</b>	<b>1,429,833.02</b>	<b>1.37</b>	<b>26</b>	<b>0.25</b>
<b>Total Portfolio Balance</b>	<b>104,561,544.18</b>			

**Compartment German Auto Loans 5**  
**Monthly Investor Report**



Rolls-Royce  
 Motor Cars Limited

Reporting Date	Oct 10, 2019			
Payment Date	Oct 21, 2019			
Period No	36			
Monthly Period	Sept 30, 2019			
Interest Period	From	Sept 20, 2019	to	Oct 21, 2019 = 31 days

**16. Geographical Distribution**

Initial Portfolio

Post code area	Aggregate Principal Balance (in EUR)	Aggregate Principal Balance (in % of total)	Number of Contracts	Number of contracts (in % of total)
post code area 0	62,617,569.26	5.82	3,345	5.56
post code area 1	64,724,058.05	6.02	3,484	5.80
post code area 2	97,006,840.29	9.02	5,418	9.01
post code area 3	98,527,721.89	9.16	5,720	9.52
post code area 4	128,542,597.69	11.95	7,277	12.11
post code area 5	122,357,440.82	11.38	6,987	11.62
post code area 6	136,120,871.07	12.66	7,500	12.48
post code area 7	129,822,542.48	12.07	7,512	12.50
post code area 8	143,826,273.79	13.38	7,707	12.82
post code area 9	91,754,044.41	8.53	5,161	8.59
<b>Total</b>	<b>1,075,299,959.75</b>	<b>100.00</b>	<b>60,111</b>	<b>100.00</b>

**Compartment German Auto Loans 5**  
**Monthly Investor Report**



Rolls-Royce  
Motor Cars Limited

Reporting Date	Oct 10, 2019			
Payment Date	Oct 21, 2019			
Period No	36			
Monthly Period	Sept 30, 2019			
Interest Period	From	Sept 20, 2019	to	Oct 21, 2019 = 31 days

**16. Geographical Distribution**

Portfolio as of: Sept 30, 2019

Post code area	Aggregate Outstanding Principal Balance (in EUR)	Aggregate Outstanding Principal Balance (in % of total)	Number of Contracts	Number of Contracts (in % of total)
post code area 0	6,294,938.68	6.02	606	5.79
post code area 1	7,086,651.87	6.78	685	6.55
post code area 2	9,588,568.33	9.17	925	8.84
post code area 3	10,260,721.97	9.81	1,037	9.92
post code area 4	11,081,623.80	10.60	1,173	11.22
post code area 5	12,256,990.38	11.72	1,232	11.78
post code area 6	13,431,024.80	12.85	1,375	13.15
post code area 7	12,837,437.79	12.28	1,303	12.46
post code area 8	13,363,513.62	12.78	1,274	12.18
post code area 9	8,267,401.30	7.91	836	7.99
post code area Others	92,671.64	0.09	12	0.11
<b>Total</b>	<b>104,561,544.18</b>	<b>100.00</b>	<b>10,458</b>	<b>100.00</b>



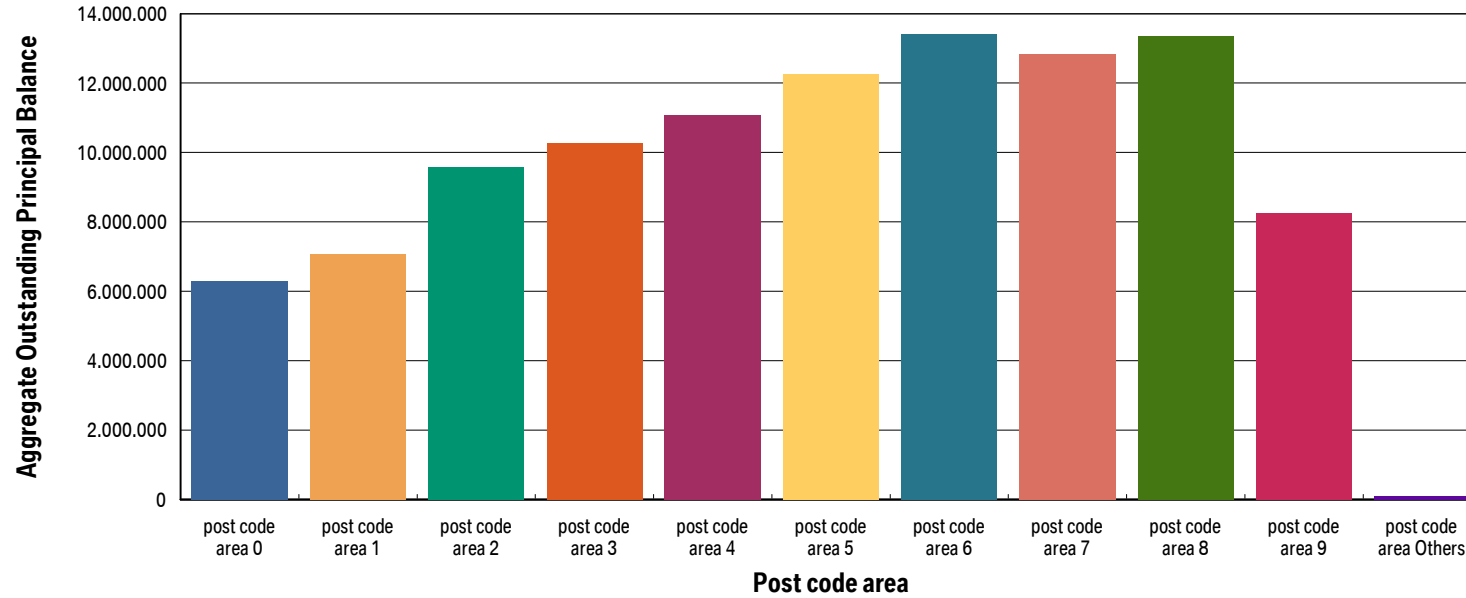
**Compartment German Auto Loans 5**  
**Monthly Investor Report**



Rolls-Royce  
 Motor Cars Limited

Reporting Date	Oct 10, 2019				
Payment Date	Oct 21, 2019				
Period No	36				
Monthly Period	Sept 30, 2019				
Interest Period	From	Sept 20, 2019	to	Oct 21, 2019	= 31 days

**16a. Geographical Distribution (graph)**



**Compartment German Auto Loans 5**  
**Monthly Investor Report**



Rolls-Royce  
 Motor Cars Limited

Reporting Date	Oct 10, 2019			
Payment Date	Oct 21, 2019			
Period No	36			
Monthly Period	Sept 30, 2019			
Interest Period	From	Sept 20, 2019	to	Oct 21, 2019 = 31 days

**17. Car Type & Customer Group**

Initial Portfolio

Car Type	Aggregate Principal Balance (in EUR)	Aggregate Principal Balance (in % of total)	Number of Contracts	Number of Contracts (in % of total)
New	501,246,255.90	46.61	21,802	36.27
Used	574,053,703.85	53.39	38,309	63.73
<b>Total</b>	<b>1,075,299,959.75</b>	<b>100.00</b>	<b>60,111</b>	<b>100.00</b>

Customer Group	Aggregate Principal Balance (in EUR)	Aggregate Principal Balance (in % of total)	Number of Contracts	Number of Contracts (in % of total)
Commercial	292,082,204.46	27.16	12,141	20.20
Private Individual	783,217,755.29	72.84	47,970	79.80
<b>Total</b>	<b>1,075,299,959.75</b>	<b>100.00</b>	<b>60,111</b>	<b>100.00</b>

**Compartment German Auto Loans 5**  
**Monthly Investor Report**



Rolls-Royce  
Motor Cars Limited

Reporting Date	Oct 10, 2019			
Payment Date	Oct 21, 2019			
Period No	36			
Monthly Period	Sept 30, 2019			
Interest Period	From	Sept 20, 2019	to	Oct 21, 2019 = 31 days

**17. Car Type & Customer Group**

Portfolio as of: Sept 30, 2019

Car Type	Aggregate Outstanding Principal Balance (in EUR)	Aggregate Outstanding Principal Balance (in % of total)	Number of Contracts	Number of Contracts (in % of total)
New	23,060,239.11	22.05	1,949	18.64
Used	81,501,305.07	77.95	8,509	81.36
<b>Total</b>	<b>104,561,544.18</b>	<b>100.00</b>	<b>10,458</b>	<b>100.00</b>

Customer Group	Aggregate Outstanding Principal Balance (in EUR)	Aggregate Outstanding Principal Balance (in % of total)	Number of Contracts	Number of Contracts (in % of total)
Commercial	22,122,737.36	21.16	1,638	15.66
Private Individual	82,438,806.82	78.84	8,820	84.34
<b>Total</b>	<b>104,561,544.18</b>	<b>100.00</b>	<b>10,458</b>	<b>100.00</b>

**Compartment German Auto Loans 5**  
**Monthly Investor Report**



Rolls-Royce  
Motor Cars Limited

Reporting Date	Oct 10, 2019			
Payment Date	Oct 21, 2019			
Period No	36			
Monthly Period	Sept 30, 2019			
Interest Period	From	Sept 20, 2019	to	Oct 21, 2019 = 31 days

**18. Delinquencies**

Initial Portfolio

Days past due	Aggregate Principal Balance (in EUR)	Aggregate Principal Balance (in % of total)	Number of Contracts	Number of Contracts (in % of total)
1 - 30	0.00	0.00	0	0.00
31 - 60	0.00	0.00	0	0.00
61 - 90	0.00	0.00	0	0.00
91 - 120	0.00	0.00	0	0.00
> 120	0.00	0.00	0	0.00
<b>Total</b>	<b>0.00</b>	<b>0.00</b>	<b>0</b>	<b>0.00</b>

Portfolio as of: Sept 30, 2019

Days past due	Aggregate Outstanding Principal Balance (in EUR)	Aggregate Outstanding Principal Balance (in % of total)	Number of Contracts	Number of Contracts (in % of total)
1 - 30	1,674,159.40	1.60	122	1.17
31 - 60	547,083.40	0.52	25	0.24
61 - 90	270,131.52	0.26	16	0.15
91 - 120	220,915.58	0.21	19	0.18
> 120	675,451.72	0.65	49	0.47
<b>Total</b>	<b>3,387,741.62</b>	<b>3.24</b>	<b>231</b>	<b>2.21</b>

**Compartment German Auto Loans 5**  
**Monthly Investor Report**



Rolls-Royce  
Motor Cars Limited

Reporting Date	Oct 10, 2019				
Payment Date	Oct 21, 2019				
Period No	36				
Monthly Period	Sept 30, 2019				
Interest Period	From	Sept 20, 2019	to	Oct 21, 2019	= 31 days

**18a. Delinquencies Analysis**

Monthly Period	Performing (in EUR)	31-60 days past due (in EUR)	61-90 days past due (in EUR)	91-120 days past due (in EUR)	>120 days past due (in EUR)
Oct - 16	1,050,465,864.65	0.00	0.00	0.00	0.00
Nov - 16	1,023,168,246.00	73,694.72	0.00	0.00	0.00
Dec - 16	991,189,256.94	773,609.52	25,355.68	0.00	0.00
Jan - 17	960,589,390.63	716,892.79	322,067.14	25,355.68	0.00
Feb - 17	931,192,969.16	667,682.73	82,782.59	137,186.88	25,355.68
Mar - 17	896,855,587.60	940,464.94	131,588.11	7,876.18	162,542.56
Apr - 17	865,832,054.58	1,118,085.96	444,027.66	75,267.03	145,063.06
May - 17	832,607,506.57	1,061,121.62	423,641.71	307,962.49	119,869.46
June - 17	800,546,797.86	1,036,925.52	602,947.47	289,431.30	210,879.46
July - 17	769,306,387.22	1,259,034.62	545,847.32	367,084.79	309,145.59
Aug - 17	739,845,101.64	1,023,053.29	507,725.30	269,339.21	561,371.65
Sept - 17	712,293,859.88	1,146,323.49	501,842.44	277,873.93	526,390.90
Oct - 17	684,853,799.32	875,518.50	542,497.21	395,360.84	467,685.91
Nov - 17	657,686,184.62	1,155,926.74	419,283.64	248,012.34	523,206.35
Dec - 17	631,240,622.75	1,356,281.63	345,889.66	282,993.91	440,506.51
Jan - 18	604,923,287.18	960,207.97	475,008.65	199,500.54	404,017.84
Feb - 18	578,831,482.33	992,621.09	512,566.25	189,176.77	255,408.35
Mar - 18	550,863,808.86	925,722.88	445,929.54	229,389.94	258,707.73
Apr - 18	522,595,400.35	1,000,695.48	418,552.34	205,905.13	233,707.72
May - 18	496,437,597.26	1,011,294.80	407,669.86	225,203.03	311,238.22
June - 18	468,608,888.67	952,948.61	432,485.51	268,954.09	222,630.27
July - 18	441,572,492.24	919,493.63	371,184.37	273,459.79	307,819.75
Aug - 18	417,906,385.80	878,398.70	344,764.72	252,139.98	329,930.10
Sept - 18	395,648,931.17	889,629.56	326,900.62	212,307.43	406,952.41
Oct - 18	372,258,829.52	937,151.72	261,851.62	209,422.17	265,491.51
Nov - 18	349,784,481.90	1,044,454.29	325,791.11	226,880.86	278,283.33
Dec - 18	327,960,590.34	1,180,982.31	348,315.08	233,424.13	220,972.71
Jan - 19	305,388,162.75	1,119,481.60	369,735.60	226,585.28	236,503.47

**Compartment German Auto Loans 5**  
**Monthly Investor Report**



Rolls-Royce  
 Motor Cars Limited

Reporting Date	Oct 10, 2019				
Payment Date	Oct 21, 2019				
Period No	36				
Monthly Period	Sept 30, 2019				
Interest Period	From	Sept 20, 2019	to	Oct 21, 2019	= 31 days

**18a. Delinquencies Analysis**

Monthly Period	Performing (in EUR)	31-60 days past due (in EUR)	61-90 days past due (in EUR)	91-120 days past due (in EUR)	>120 days past due (in EUR)
Feb - 19	273,603,825.60	1,068,740.61	365,200.19	255,606.96	295,353.72
Mar - 19	235,295,606.96	1,284,070.00	505,008.85	247,952.45	304,104.50
Apr - 19	199,038,138.93	1,134,918.18	538,658.29	400,186.49	379,607.01
May - 19	162,005,523.29	1,455,163.80	481,679.65	296,995.96	540,216.22
June - 19	125,962,723.43	1,379,841.93	758,800.25	348,080.25	542,272.36
July - 19	115,034,213.11	1,087,548.75	490,899.79	562,460.93	511,380.89
Aug - 19	108,392,949.46	677,655.52	520,694.44	328,493.77	681,712.49
Sept - 19	102,847,961.96	547,083.40	270,131.52	220,915.58	675,451.72

**Compartment German Auto Loans 5**  
**Monthly Investor Report**



Rolls-Royce  
 Motor Cars Limited

Reporting Date	Oct 10, 2019			
Payment Date	Oct 21, 2019			
Period No	36			
Monthly Period	Sept 30, 2019			
Interest Period	From	Sept 20, 2019	to	Oct 21, 2019 = 31 days

**19. Seasoning**

Initial Portfolio

Group (in months)	Aggregate Principal Balance (in EUR)	Aggregate Principal Balance (in % of total)	Number of Contracts	Number of Contracts (in % of total)
<= 6	513,461,995.51	47.75	25,739	42.82
> 6 - <= 12	226,923,217.37	21.10	12,091	20.11
> 12 - <= 24	222,568,634.78	20.70	13,792	22.94
> 24 - <= 36	93,678,838.18	8.71	6,697	11.14
> 36 - <= 42	10,978,926.39	1.02	1,006	1.67
> 42 - <= 48	4,808,691.72	0.45	486	0.81
> 48 - <= 53	2,879,655.80	0.27	300	0.50
> 53	0.00	0.00	0	0.00
<b>Total</b>	<b>1,075,299,959.75</b>	<b>100.00</b>	<b>60,111</b>	<b>100.00</b>

WA Seasoning (in months):	10.84
Min (in months):	3.00
Max (in months):	53.00

**Compartment German Auto Loans 5**  
**Monthly Investor Report**



Rolls-Royce  
Motor Cars Limited

Reporting Date	Oct 10, 2019			
Payment Date	Oct 21, 2019			
Period No	36			
Monthly Period	Sept 30, 2019			
Interest Period	From	Sept 20, 2019	to	Oct 21, 2019 = 31 days

**19. Seasoning**

Portfolio as of: Sept 30, 2019

Group (in months)	Aggregate Outstanding Principal Balance (in EUR)	Aggregate Outstanding Principal Balance (in % of total)	Number of Contracts	Number of Contracts (in % of total)
<= 6	0.00	0.00	0	0.00
> 6 - <= 12	0.00	0.00	0	0.00
> 12 - <= 24	0.00	0.00	0	0.00
> 24 - <= 36	0.00	0.00	0	0.00
> 36 - <= 42	70,644,517.14	67.56	6,293	60.17
> 42 - <= 48	23,875,235.75	22.83	2,544	24.33
> 48 - <= 53	5,957,440.59	5.70	830	7.94
> 53	4,084,350.70	3.91	791	7.56
<b>Total</b>	<b>104,561,544.18</b>	<b>100.00</b>	<b>10,458</b>	<b>100.00</b>

WA Seasoning (in months):	42.58
Min (in months):	39.00
Max (in months):	89.00



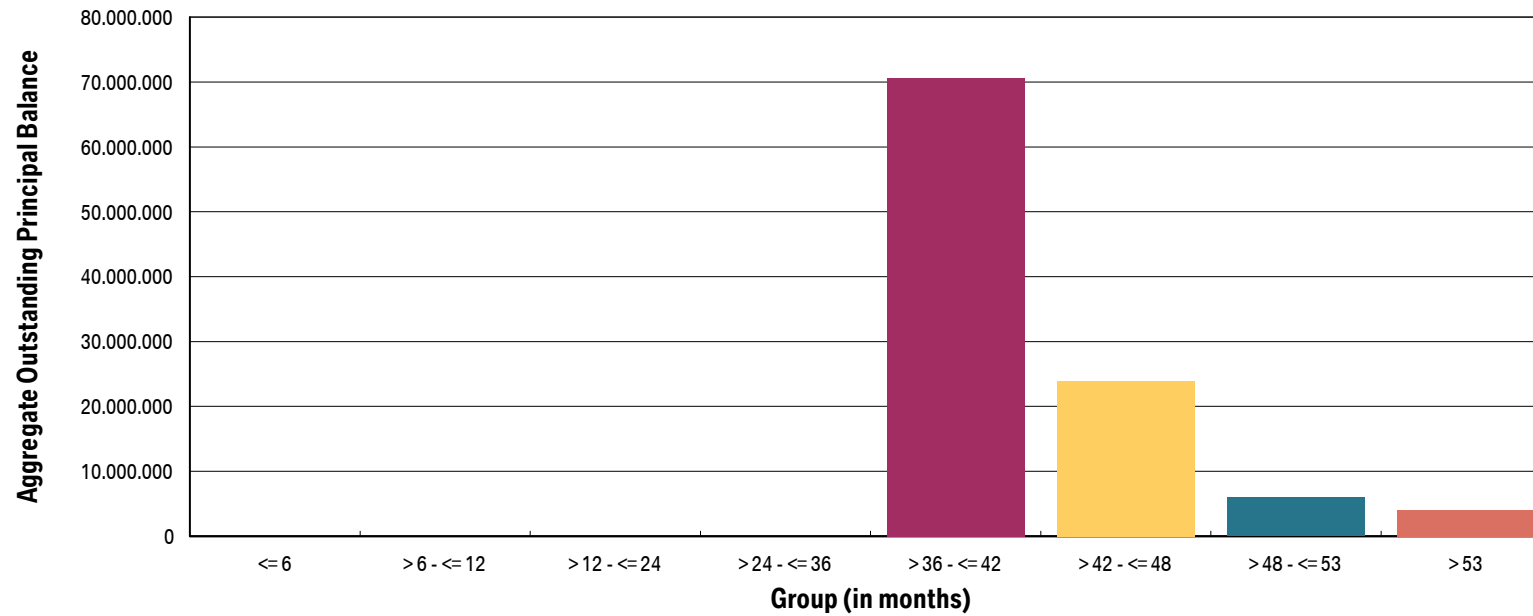
**Compartment German Auto Loans 5**  
**Monthly Investor Report**



Rolls-Royce  
 Motor Cars Limited

Reporting Date	Oct 10, 2019				
Payment Date	Oct 21, 2019				
Period No	36				
Monthly Period	Sept 30, 2019				
Interest Period	From	Sept 20, 2019	to	Oct 21, 2019	= 31 days

**19a. Seasoning (graph)**



**Compartment German Auto Loans 5**  
**Monthly Investor Report**



Rolls-Royce  
Motor Cars Limited

Reporting Date	Oct 10, 2019			
Payment Date	Oct 21, 2019			
Period No	36			
Monthly Period	Sept 30, 2019			
Interest Period	From	Sept 20, 2019	to	Oct 21, 2019 = 31 days

**20. Remaining Term**

Initial Portfolio

Group (in months)	Aggregate Principal Balance (in EUR)	Aggregate Principal Balance (in % of total)	Number of Contracts	Number of Contracts (in % of total)
<= 6	20,798,111.35	1.93	2,129	3.54
> 6 - <= 12	62,043,913.58	5.77	5,270	8.77
> 12 - <= 24	216,926,052.89	20.17	14,643	24.36
> 24 - <= 36	461,531,199.46	42.92	23,125	38.47
> 36 - <= 42	68,695,580.55	6.39	3,896	6.48
> 42 - <= 48	86,831,785.01	8.08	4,327	7.20
> 48 - <= 53	45,890,323.30	4.27	2,001	3.33
> 53	112,582,993.61	10.47	4,720	7.85
<b>Total</b>	<b>1,075,299,959.75</b>	<b>100.00</b>	<b>60,111</b>	<b>100.00</b>

WA Remaining Term (in months):	31.83
Min (in months):	3.00
Max (in months):	60.00

**Compartment German Auto Loans 5**  
**Monthly Investor Report**



Rolls-Royce  
Motor Cars Limited

Reporting Date	Oct 10, 2019			
Payment Date	Oct 21, 2019			
Period No	36			
Monthly Period	Sept 30, 2019			
Interest Period	From	Sept 20, 2019	to	Oct 21, 2019 = 31 days

**20. Remaining Term**

Portfolio as of: Sept 30, 2019

Group (in months)	Aggregate Outstanding Principal Balance (in EUR)	Aggregate Outstanding Principal Balance (in % of total)	Number of Contracts	Number of Contracts (in % of total)
<= 6	20,490,931.46	19.60	4,191	40.07
> 6 - <= 12	27,548,461.92	26.35	2,415	23.09
> 12 - <= 24	56,522,150.80	54.06	3,852	36.83
> 24 - <= 36	0.00	0.00	0	0.00
> 36 - <= 42	0.00	0.00	0	0.00
> 42 - <= 48	0.00	0.00	0	0.00
> 48 - <= 53	0.00	0.00	0	0.00
> 53	0.00	0.00	0	0.00
<b>Total</b>	<b>104,561,544.18</b>	<b>100.00</b>	<b>10,458</b>	<b>100.00</b>

WA Remaining Term (in months):	13.06
Min (in months):	0.00
Max (in months):	24.00

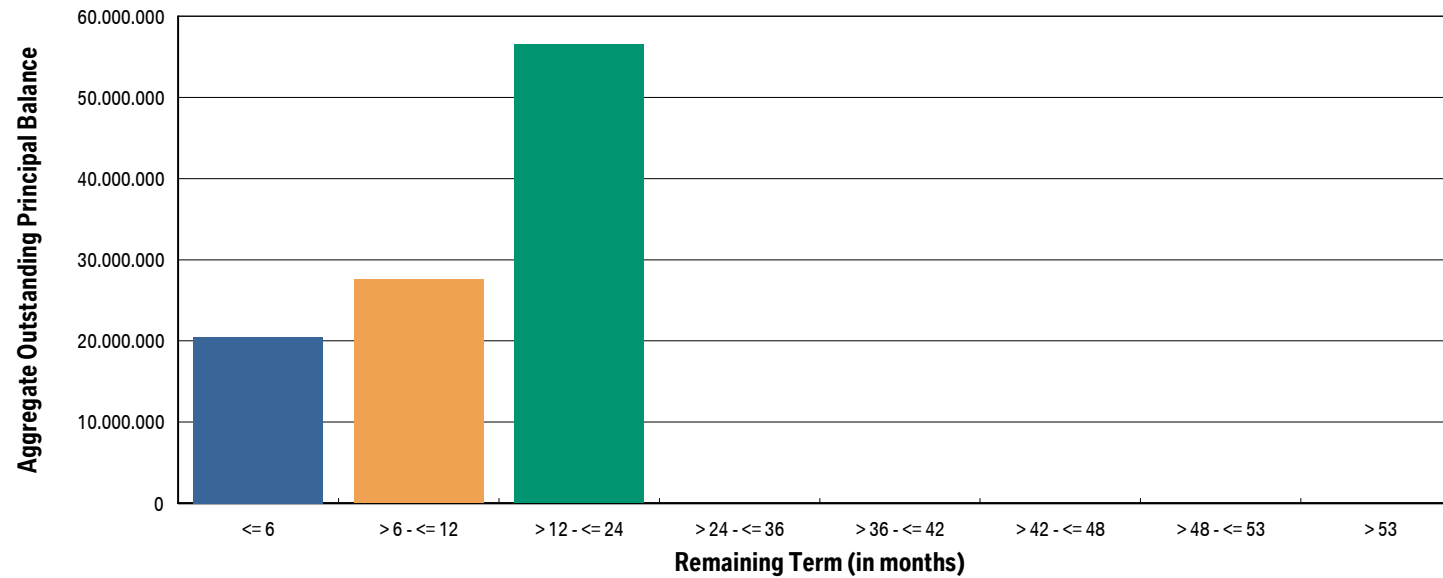
**Compartment German Auto Loans 5**  
**Monthly Investor Report**



Rolls-Royce  
 Motor Cars Limited

Reporting Date	Oct 10, 2019				
Payment Date	Oct 21, 2019				
Period No	36				
Monthly Period	Sept 30, 2019				
Interest Period	From	Sept 20, 2019	to	Oct 21, 2019	= 31 days

**20a. Remaining Term (graph)**



**Compartment German Auto Loans 5**  
**Monthly Investor Report**



Rolls-Royce  
 Motor Cars Limited

Reporting Date	Oct 10, 2019			
Payment Date	Oct 21, 2019			
Period No	36			
Monthly Period	Sept 30, 2019			
Interest Period	From	Sept 20, 2019	to	Oct 21, 2019 = 31 days

**21. Original Term**

Initial Portfolio

Group (in months)	Aggregate Principal Balance (in EUR)	Aggregate Principal Balance (in % of total)	Number of Contracts	Number of Contracts (in % of total)
<= 6	0.00	0.00	0	0.00
> 6 - <= 12	755,642.02	0.07	247	0.41
> 12 - <= 24	40,304,275.47	3.75	4,425	7.36
> 24 - <= 36	623,602,005.18	57.99	33,569	55.85
> 36 - <= 42	6,532,424.98	0.61	499	0.83
> 42 - <= 48	163,854,877.82	15.24	9,826	16.35
> 48 - <= 53	877,754.24	0.08	56	0.09
> 53	239,372,980.04	22.26	11,489	19.11
<b>Total</b>	<b>1,075,299,959.75</b>	<b>100.00</b>	<b>60,111</b>	<b>100.00</b>

WA Original Term (in months):	42.67
Min (in months):	12.00
Max (in months):	96.00

**Compartment German Auto Loans 5**  
**Monthly Investor Report**



Rolls-Royce  
Motor Cars Limited

Reporting Date	Oct 10, 2019			
Payment Date	Oct 21, 2019			
Period No	36			
Monthly Period	Sept 30, 2019			
Interest Period	From	Sept 20, 2019	to	Oct 21, 2019 = 31 days

**21. Original Term**

Portfolio as of: Sept 30, 2019

Group (in months)	Aggregate Outstanding Principal Balance (in EUR)	Aggregate Outstanding Principal Balance (in % of total)	Number of Contracts	Number of Contracts (in % of total)
<= 6	0.00	0.00	0	0.00
> 6 - <= 12	0.00	0.00	0	0.00
> 12 - <= 24	35,493.99	0.03	25	0.24
> 24 - <= 36	1,528,681.82	1.46	902	8.62
> 36 - <= 42	421,707.06	0.40	128	1.22
> 42 - <= 48	34,923,946.42	33.40	3,888	37.18
> 48 - <= 53	141,379.69	0.14	21	0.20
> 53	67,510,335.20	64.57	5,494	52.53
<b>Total</b>	<b>104,561,544.18</b>	<b>100.00</b>	<b>10,458</b>	<b>100.00</b>

WA Original Term (in months):	55.51
Min (in months):	24.00
Max (in months):	96.00

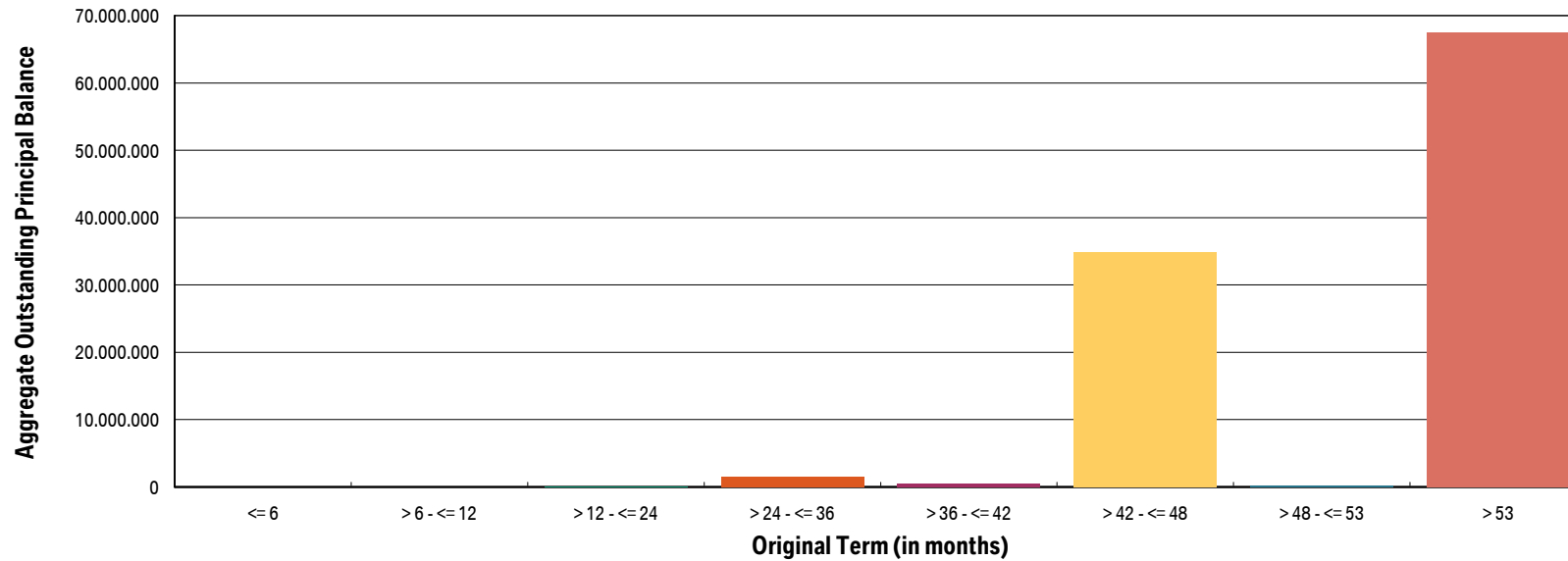
**Compartment German Auto Loans 5**  
**Monthly Investor Report**



Rolls-Royce  
 Motor Cars Limited

Reporting Date	Oct 10, 2019				
Payment Date	Oct 21, 2019				
Period No	36				
Monthly Period	Sept 30, 2019				
Interest Period	From	Sept 20, 2019	to	Oct 21, 2019	= 31 days

**21a. Original Term (graph)**



**Compartment German Auto Loans 5**  
**Monthly Investor Report**



Rolls-Royce  
 Motor Cars Limited

Reporting Date	Oct 10, 2019			
Payment Date	Oct 21, 2019			
Period No	36			
Monthly Period	Sept 30, 2019			
Interest Period	From	Sept 20, 2019	to	Oct 21, 2019 = 31 days

**22. Vehicle Class**

Initial Portfolio

Group	Aggregate Principal Balance (in EUR)	Aggregate Principal Balance (in % of total)	Number of Contracts	Number of Contracts (in % of total)
BMW 1 Series	146,672,405.77	13.64	11,296	18.79
BMW 2 Series	82,922,645.22	7.71	3,480	5.79
BMW 3 Series	164,357,045.23	15.28	10,198	16.97
BMW 4 Series	37,243,190.54	3.46	1,136	1.89
BMW 5 Series	136,534,367.43	12.70	6,542	10.88
BMW 6 Series	12,000,051.05	1.12	318	0.53
BMW 7 Series	20,499,531.87	1.91	703	1.17
BMW X1 Series	74,567,841.28	6.93	4,127	6.87
BMW X3 Series	68,158,284.25	6.34	3,068	5.10
BMW X4 Series	12,984,192.20	1.21	321	0.53
BMW X5 Series	55,219,912.04	5.14	1,733	2.88
BMW X6 Series	23,366,226.03	2.17	602	1.00
BMW Z Series	12,893,256.57	1.20	703	1.17
MINI	122,921,806.64	11.43	8,390	13.96
Non BMW Group Models (incl. Motorcycles)	32,726,810.87	3.04	2,657	4.42
Other BMW Group (incl. Motorcycles)	72,232,392.76	6.72	4,837	8.05
<b>Total</b>	<b>1,075,299,959.75</b>	<b>100.00</b>	<b>60,111</b>	<b>100.00</b>



**Compartment German Auto Loans 5**  
**Monthly Investor Report**



Rolls-Royce  
Motor Cars Limited

Reporting Date	Oct 10, 2019			
Payment Date	Oct 21, 2019			
Period No	36			
Monthly Period	Sept 30, 2019			
Interest Period	From	Sept 20, 2019	to	Oct 21, 2019 = 31 days

**22. Vehicle Class**

Portfolio as of: Sept 30, 2019

Group	Aggregate Outstanding Principal Balance (in EUR)	Aggregate Outstanding Principal Balance (in % of total)	Number of Contracts	Number of Contracts (in % of total)
BMW 1 Series	16,059,933.57	15.36	2,291	21.91
BMW 2 Series	7,766,832.34	7.43	538	5.14
BMW 3 Series	19,164,840.29	18.33	1,940	18.55
BMW 4 Series	2,947,431.58	2.82	168	1.61
BMW 5 Series	17,241,066.99	16.49	1,441	13.78
BMW 6 Series	1,760,446.97	1.68	83	0.79
BMW 7 Series	1,611,417.85	1.54	103	0.98
BMW X1 Series	6,693,458.47	6.40	737	7.05
BMW X3 Series	7,452,163.98	7.13	598	5.72
BMW X4 Series	821,726.22	0.79	38	0.36
BMW X5 Series	5,667,067.47	5.42	323	3.09
BMW X6 Series	2,347,275.66	2.24	111	1.06
BMW Z Series	1,291,163.40	1.23	114	1.09
BMW i Series	89,581.12	0.09	7	0.07
MINI	7,750,267.85	7.41	1,138	10.88
Non BMW Group Models (incl. Motorcycles)	4,620,158.83	4.42	554	5.30
Other BMW Group (incl. Motorcycles)	1,276,711.59	1.22	274	2.62
<b>Total</b>	<b>104,561,544.18</b>	<b>100.00</b>	<b>10,458</b>	<b>100.00</b>

**Compartment German Auto Loans 5**  
**Monthly Investor Report**



Rolls-Royce  
 Motor Cars Limited

Reporting Date	Oct 10, 2019			
Payment Date	Oct 21, 2019			
Period No	36			
Monthly Period	Sept 30, 2019			
Interest Period	From	Sept 20, 2019	to	Oct 21, 2019 = 31 days

**23. Payment Type**

Initial Portfolio:

Group	Aggregate Principal Balance (in EUR)	Aggregate Principal Balance (in % of total)	Number of Contracts	Number of Contracts (in % of total)
Direct debit	1,072,751,732.87	99.76	59,957	99.74
Self payment	2,548,226.88	0.24	154	0.26
<b>Total</b>	<b>1,075,299,959.75</b>	<b>100.00</b>	<b>60,111</b>	<b>100.00</b>

Portfolio as of: Sept 30, 2019

Group	Aggregate Outstanding Principal Balance (in EUR)	Aggregate Outstanding Principal Balance (in % of total)	Number of Contracts	Number of Contracts (in % of total)
Direct debit	101,317,318.23	96.90	9,925	94.90
Self payment	3,244,225.95	3.10	533	5.10
<b>Total</b>	<b>104,561,544.18</b>	<b>100.00</b>	<b>10,458</b>	<b>100.00</b>

**Compartment German Auto Loans 5**  
**Monthly Investor Report**



Rolls-Royce  
 Motor Cars Limited

Reporting Date	Oct 10, 2019		
Payment Date	Oct 21, 2019		
Period No	36		
Monthly Period	Sept 30, 2019		
Interest Period	From	Sept 20, 2019	to Oct 21, 2019 = 31 days

**24. Interest Rates**

		Weighted Average Nominal Interest Rate (in %)	
Aggregate Principal Balance (Initial)	1,075,299,959.75		3.53
Aggregate Outstanding Principal Balance	104,561,544.18		3.62

**Compartment German Auto Loans 5**  
**Monthly Investor Report**



Rolls-Royce  
 Motor Cars Limited

Reporting Date	Oct 10, 2019			
Payment Date	Oct 21, 2019			
Period No	36			
Monthly Period	Sept 30, 2019			
Interest Period	From	Sept 20, 2019	to	Oct 21, 2019 = 31 days

**25. Credit Type**

Initial Portfolio

Credit Type	Aggregate Principal Balance (in EUR)	Aggregate Principal Balance (in % of total)	Number of Contracts	Number of Contracts (in % of total)
Balloon	1,060,074,871.58	98.58	57,636	95.88
Equal Instalment Loan	15,225,088.17	1.42	2,475	4.12
<b>Total</b>	<b>1,075,299,959.75</b>	<b>100.00</b>	<b>60,111</b>	<b>100.00</b>

Portfolio as of: Sept 30, 2019

Credit Type	Aggregate Outstanding Principal Balance (in EUR)	Aggregate Outstanding Principal Balance (in % of total)	Number of Contracts	Number of Contracts (in % of total)
Balloon	103,797,884.79	99.27	10,206	97.59
Equal Instalment Loan	763,659.39	0.73	252	2.41
<b>Total</b>	<b>104,561,544.18</b>	<b>100.00</b>	<b>10,458</b>	<b>100.00</b>

**Compartment German Auto Loans 5**  
**Monthly Investor Report**



Rolls-Royce  
Motor Cars Limited

Reporting Date	Oct 10, 2019			
Payment Date	Oct 21, 2019			
Period No	36			
Monthly Period	Sept 30, 2019			
Interest Period	From	Sept 20, 2019	to	Oct 21, 2019 = 31 days

**26. Contracts Per Customer**

Initial Portfolio :

Group	Aggregate Principal Balance (in EUR)	Aggregate Principal Balance (in % of total)	Number of Contracts	Number of Contracts (in % of total)
1	1,017,602,889.73	94.63	57,446	95.57
2 - 4	51,656,379.60	4.80	2,379	3.96
5 - 7	2,535,838.20	0.24	133	0.22
8 - 10	1,010,395.69	0.09	34	0.06
> 10	2,494,456.53	0.23	119	0.20
<b>Total</b>	<b>1,075,299,959.75</b>	<b>100.00</b>	<b>60,111</b>	<b>100.00</b>

Portfolio as of: Sept 30, 2019

Group	Aggregate Outstanding Principal Balance (in EUR)	Aggregate Outstanding Principal Balance (in % of total)	Number of Contracts	Number of Contracts (in % of total)
1	103,139,141.79	98.64	10,346	98.93
2 - 4	1,422,402.39	1.36	112	1.07
5 - 7	0.00	0.00	0	0.00
8 - 10	0.00	0.00	0	0.00
> 10	0.00	0.00	0	0.00
<b>Total</b>	<b>104,561,544.18</b>	<b>100.00</b>	<b>10,458</b>	<b>100.00</b>

**Compartment German Auto Loans 5**  
**Monthly Investor Report**



Rolls-Royce  
 Motor Cars Limited

Reporting Date	Oct 10, 2019			
Payment Date	Oct 21, 2019			
Period No	36			
Monthly Period	Sept 30, 2019			
Interest Period	From	Sept 20, 2019	to	Oct 21, 2019 = 31 days

**27. Amortisation**

Initial Portfolio

Period	Principal Balance (in EUR)
	1,075,299,959.75
1	1,060,386,536.06
2	1,045,426,599.52
3	1,026,524,829.90
4	1,007,855,953.55
5	988,686,108.16
6	967,785,992.11
7	946,194,178.56
8	923,515,218.64
9	901,472,839.78
10	878,059,167.42
11	856,341,784.93
12	834,355,646.06
13	811,456,793.04
14	790,219,649.31
15	768,583,336.56
16	747,367,096.70
17	724,682,607.23
18	700,065,405.54
19	673,439,291.74
20	648,989,076.41
21	623,439,136.21
22	596,069,967.45
23	571,980,335.04
24	548,230,253.84
25	524,914,708.88
26	503,309,658.01
27	479,758,473.01
28	459,530,956.11
29	417,248,019.52

Current Portfolio

Period	Principal Balance in EUR	Reduction in EUR
	104,561,544.18	
1	98,510,344.37	6,051,199.81
2	94,872,625.12	3,637,719.25
3	91,460,465.26	3,412,159.86
4	88,091,644.03	3,368,821.23
5	81,827,183.55	6,264,460.48
6	74,521,258.99	7,305,924.56
7	66,661,682.36	7,859,576.63
8	59,328,243.44	7,333,438.92
9	51,387,014.57	7,941,228.87
10	48,861,725.05	2,525,289.52
11	46,636,158.65	2,225,566.40
12	44,588,634.93	2,047,523.72
13	42,164,880.94	2,423,753.99
14	39,749,794.58	2,415,086.36
15	37,542,517.71	2,207,276.87
16	35,382,869.53	2,159,648.18
17	29,840,638.30	5,542,231.23
18	22,437,139.35	7,403,498.95
19	15,041,296.93	7,395,842.42
20	7,798,922.30	7,242,374.63
21	8,026.59	7,790,895.71
22	3,006.23	5,020.36
23	966.00	2,040.23
24	0.00	966.00
25	0.00	0.00
26	0.00	0.00
27	0.00	0.00
28	0.00	0.00
29	0.00	0.00

**Compartment German Auto Loans 5**  
**Monthly Investor Report**



Rolls-Royce  
 Motor Cars Limited

Reporting Date	Oct 10, 2019		
Payment Date	Oct 21, 2019		
Period No	36		
Monthly Period	Sept 30, 2019		
Interest Period	From	Sept 20, 2019	to Oct 21, 2019 = 31 days

**27. Amortisation**

Initial Portfolio

Period	Principal Balance (in EUR)
30	368,110,583.56
31	315,883,732.10
32	266,971,426.53
33	207,605,891.99
34	199,995,423.62
35	192,652,298.34
36	185,570,957.79
37	178,252,601.50
38	171,226,550.03
39	164,203,833.86
40	157,860,640.63
41	145,432,969.52
42	132,451,308.60
43	118,294,874.77
44	104,799,700.84
45	91,436,580.53
46	86,948,391.53
47	82,655,660.97
48	78,735,516.85
49	74,089,415.13
50	69,538,105.32
51	65,370,908.76
52	61,561,880.36
53	50,953,560.47
54	38,628,975.62
55	25,461,519.43
56	13,413,160.21
57	13,091.22
58	4,532.28
59	1,245.01

Current Portfolio

Period	Principal Balance in EUR	Reduction in EUR
30	0.00	0.00
31	0.00	0.00
32	0.00	0.00
33	0.00	0.00
34	0.00	0.00
35	0.00	0.00
36	0.00	0.00
37	0.00	0.00
38	0.00	0.00
39	0.00	0.00
40	0.00	0.00
41	0.00	0.00
42	0.00	0.00
43	0.00	0.00
44	0.00	0.00
45	0.00	0.00
46	0.00	0.00
47	0.00	0.00
48	0.00	0.00
49	0.00	0.00
50	0.00	0.00
51	0.00	0.00
52	0.00	0.00
53	0.00	0.00
54	0.00	0.00
55	0.00	0.00
56	0.00	0.00
57	0.00	0.00
58	0.00	0.00
59	0.00	0.00

**Compartment German Auto Loans 5**  
**Monthly Investor Report**



Rolls-Royce  
 Motor Cars Limited

Reporting Date	Oct 10, 2019			
Payment Date	Oct 21, 2019			
Period No	36			
Monthly Period	Sept 30, 2019			
Interest Period	From	Sept 20, 2019	to	Oct 21, 2019 = 31 days

**27. Amortisation**

Initial Portfolio

Period	Principal Balance (in EUR)
60	0.00

Current Portfolio

Period	Principal Balance in EUR	Reduction in EUR
60	0.00	0.00



**Compartment German Auto Loans 5**  
**Monthly Investor Report**



Rolls-Royce  
 Motor Cars Limited

Reporting Date	Oct 10, 2019				
Payment Date	Oct 21, 2019				
Period No	36				
Monthly Period	Sept 30, 2019				
Interest Period	From	Sept 20, 2019	to	Oct 21, 2019	= 31 days

**28. Priority of Payments**

**Priority of Payments\***

Available Distribution Amount	+	6,223,676.26
Taxes	-	0.00
Trustee Payment	-	0.00
Senior Expenses	-	31,563.60
Swap Net Payment	-	0.00
Class A Interest	-	0.00
Class B Interest	-	45,503.79
Cash Reserve	-	0.00
Principal Class A	-	0.00
Principal Class B	-	6,146,608.87
Swap Termination Event	-	0.00
Subordinated Loan Interest	-	0.00
Subordinated Loan Principal	-	0.00
Seller	-	0.00

\*all Amounts in EUR

**Compartment German Auto Loans 5**  
**Monthly Investor Report**



Rolls-Royce  
 Motor Cars Limited

Reporting Date	Oct 10, 2019			
Payment Date	Oct 21, 2019			
Period No	36			
Monthly Period	Sept 30, 2019			
Interest Period	From	Sept 20, 2019	to	Oct 21, 2019 = 31 days

**29. Transaction Costs**

	<b>Class A</b>	<b>Class B</b>	<b>Subordinated Loan</b>	<b>Total</b>
Senior Expenses				<b>31,563.60</b>
Interest accrued for the Period (in EUR)	<b>0.00</b>	<b>45,503.79</b>	<b>3,761.82</b>	<b>49,265.61</b>
Interest payments for the Period (in EUR)	<b>0.00</b>	<b>45,503.79</b>	<b>0.00</b>	<b>45,503.79</b>
Cumulative Interest Payments (in EUR)	<b>410,200.00</b>	<b>2,264,639.97</b>	<b>0.00</b>	<b>2,674,839.97</b>
Unpaid Interest for the Period (in EUR)	<b>0.00</b>	<b>0.00</b>	<b>3,761.82</b>	<b>3,761.82</b>
Cumulative Unpaid Interest (in EUR)	<b>0.00</b>	<b>0.00</b>	<b>143,311.55</b>	<b>143,311.55</b>

**Compartment German Auto Loans 5**  
**Monthly Investor Report**



Rolls-Royce  
Motor Cars Limited

Reporting Date	Oct 10, 2019				
Payment Date	Oct 21, 2019				
Period No	36				
Monthly Period	Sept 30, 2019				
Interest Period	From	Sept 20, 2019	to	Oct 21, 2019	= 31 days

**30. Ratings**

			<b>Fitch</b>	<b>S&amp;P</b>	<b>Moody's</b>	<b>DBRS</b>
<b>Notes - current ratings</b>						
	Class A		AAA	N/A	Aaa	N/A
	Class B		N/A	N/A	N/A	N/A

			<b>Fitch</b>	<b>S&amp;P</b>	<b>Moody's</b>	<b>DBRS</b>	<b>Trigger Breached</b>
<b>Transaction Parties - current ratings</b>							
	BMW AG	long term	N/A	A+	A1	A high	no
		short term	N/A	A-1	P-1	N/A	no
<b>Issuer Account Bank:</b>	Elavon Financial Services Limited, UK Branch	long term	AA-	AA-	Aa2	N/A	no
		short term	F1+	A-1+	P-1	N/A	no
<b>Swap Provider:</b>	Lloyds Bank Corporate Markets plc	long term	A+	A+	Aa3	AA low	no
		short term	F1	A-1	P-1	R-1 M	no
<b>Calculation Agent:</b>	Elavon Financial Services Limited, UK Branch	long term	AA-	AA-	Aa2	N/A	no
		short term	F1+	A-1+	P-1	N/A	no
<b>Trustee:</b>	U.S. Bank Trustees Limited	long term	AA-	A+	A1	N/A	no
		short term	F1+	A-1	P-1	N/A	no

			<b>Fitch</b>	<b>S&amp;P</b>	<b>Moody's</b>	<b>DBRS</b>
<b>Transaction Parties - required ratings</b>						
	BMW AG	long term	N/A	N/A	A2	N/A
		short term	N/A	N/A	P-1	N/A
<b>Issuer Account Bank:</b>	Elavon Financial Services Limited, UK Branch	long term	A	N/A	A2	N/A
		short term	F1	N/A	P-1	N/A
<b>Swap Provider:</b>	Lloyds Bank Corporate Markets plc	long term	A	N/A	Baa1	N/A
		short term	F1	N/A	N/A	N/A

**Compartment German Auto Loans 5**  
**Monthly Investor Report**



Rolls-Royce  
 Motor Cars Limited

Reporting Date	Oct 10, 2019		
Payment Date	Oct 21, 2019		
Period No	36		
Monthly Period	Sept 30, 2019		
Interest Period	From	Sept 20, 2019	to Oct 21, 2019 = 31 days

**31. Swap Counterparty Data**

<b>Swap Counterparty Data</b>	
Swap counterparty provider	Lloyds Bank PLC
Swap termination event	No

<b>Swap Data</b>	
Swap type	Fixed floating interest rate swap
Notional amount (in EUR)	0.00
Fixed rate (in %)	-0.4119
Floating rate (Euribor in %)	-0.4380
Net swap payments (in EUR) (- from SPV / + to SPV)	0.00