



Bavarian Sky S.A., Compartment German Auto Loans 5

Monthly Investor Report - August 2019

**BMW
GROUP**



Rolls-Royce
Motor Cars Limited

Compartment German Auto Loans 5

Monthly Investor Report

BMW
GROUP



Rolls-Royce
Motor Cars Limited

Reporting Date	Sept 11, 2019				
Payment Date	Sept 20, 2019				
Period No	35				
Monthly Period	Aug 31, 2019				
Interest Period	From	Aug 20, 2019	to	Sept 20, 2019	= 31 days

Index

1. Contact Information
2. Reporting Contact Details
3. Counterparty History
4. Overview Dates
5. Portfolio Information
6. Reserves
7. Performance Data
8. Defaulted Amount & Recovery Amount
9. Defaulted Amount & Recovery Amount - Loan Level Data
10. Outstanding Note Balance
11. Original Principal Balance
12. Aggregate Principal Balance
13. Aggregate Outstanding Principal Balance
14. Down Payments
15. Borrower Concentration
16. Geographical Distribution
17. Car Type & Customer Group
18. Delinquencies
19. Seasoning
20. Remaining Term
21. Original Term
22. Vehicle Class
23. Payment Type
24. Interest Rates
25. Credit Type
26. Contracts per Customer
27. Amortisation
28. Priority of Payments
29. Transaction Costs
30. Ratings
31. Swap Counterparty Data

Compartment German Auto Loans 5
Monthly Investor Report

BMW
GROUP



Rolls-Royce
Motor Cars Limited

Reporting Date	Sept 11, 2019
Payment Date	Sept 20, 2019
Period No	35
Monthly Period	Aug 31, 2019
Interest Period	From Aug 20, 2019 to Sept 20, 2019 = 31 days

1. Contact Information

Transaction Parties

Issuer: **Bavarian Sky S.A.**
Acting in respect of its Compartment German Auto Loans 5
2a, rue Nicolas Bové
L-1253 Luxembourg
Luxembourg
Attn.: Valérie Schleimer
valerie.schleimer@intertrustgroup.com
+352 26 4491

Corporate Administrator: **Intertrust (Luxembourg) S.à r.l.**
6, Rue Eugène Ruppert
L-2453 Luxembourg
Luxembourg
Attn.: Valérie Schleimer
valerie.schleimer@intertrustgroup.com
+352 26 44 91

Originator/Servicer: **BMW Bank GmbH**
Lilienthalallee 26
80939 Munich
Germany
Attn.: Antoun Zakhour
abs.bmwgroup@bmw.de
+49-89-382-61467
Attn.: Michael Dalchow
abs.bmwgroup@bmw.de
+49-89-382-53070

Compartment German Auto Loans 5
Monthly Investor Report

BMW
GROUP



Rolls-Royce
Motor Cars Limited

Reporting Date	Sept 11, 2019
Payment Date	Sept 20, 2019
Period No	35
Monthly Period	Aug 31, 2019
Interest Period	From Aug 20, 2019 to Sept 20, 2019 = 31 days

1. Contact Information

Transaction Parties

Calculation Agent/Paying Agent/

Elavon Financial Services Limited, UK Branch

125 Old Broad Street, 5th Floor
EC2N 1AR London
United Kingdom
Attn.: Structured Finance Relationship Management
mbs.relationship.management@usbank.com

Trustee:

U.S. Bank Trustees Limited

125 Old Broad Street 5th Floor
EC2N 1AR London
United Kingdom
Attn.: Structured Finance Relationship Management
mbs.relationship.management@usbank.com; chris.yates1@usbank.com
+44 207 330 2144

Issuer Account Bank:

Elavon Financial Services Limited, UK Branch

125 Old Broad Street, 5th Floor
EC2N 1AR London
United Kingdom
Attn.: Structured Finance Relationship Management
mbs.relationship.management@usbank.com

Compartment German Auto Loans 5
Monthly Investor Report

BMW
GROUP



Rolls-Royce
Motor Cars Limited

Reporting Date	Sept 11, 2019
Payment Date	Sept 20, 2019
Period No	35
Monthly Period	Aug 31, 2019
Interest Period	From Aug 20, 2019 to Sept 20, 2019 = 31 days

1. Contact Information

Transaction Parties

Data Trustee:

Intertrust Trustees Limited

35 Great St. Helen's
EC3A 6AP London
United Kingdom
Attn.: The Directors
IntertrustTrustees-uk@intertrustgroup.com
+44 20 73986300

Swap Counterparty:

Lloyds Bank Corporate Markets plc

33 Old Broad Street
EC2N 1HZ London
United Kingdom
WBMDerivativesClientSupport@Lloydsbanking.com

Rating Agencies:

Fitch Ratings Ltd

30 North Colonnade, Canary Wharf
E14 5GN London
United Kingdom
ABSsurveillance@fitchratings.com

Moody's Investors Service Limited

One Canada Square, Canary Wharf
E14 5FH London
United Kingdom
monitor.abs@moodys.com

Compartment German Auto Loans 5
Monthly Investor Report

BMW
GROUP



Rolls-Royce
Motor Cars Limited

Reporting Date	Sept 11, 2019
Payment Date	Sept 20, 2019
Period No	35
Monthly Period	Aug 31, 2019
Interest Period	From Aug 20, 2019 to Sept 20, 2019 = 31 days

2. Reporting Contact Details

Contact for Servicer Report (Portfolio related information in Investor Report)

Contact for Investor Reporting:

BMW Bank GmbH

Lilienthalallee 26
80939 Munich
Germany
Attn.: Antoun Zakhour
abs.bmwgroup@bmw.de
+49-89-382-61467

Attn.: Michael Dalchow
abs.bmwgroup@bmw.de
+49-89-382-53070

Calculation Agent:

Elavon Financial Services Limited, UK Branch

125 Old Broad Street, 5th Floor
EC2N 1AR London
United Kingdom
Attn. Structured Finance Relationship Management
mbs.relationship.management@usbank.com

Compartment German Auto Loans 5
Monthly Investor Report

BMW
GROUP



Rolls-Royce
Motor Cars Limited

Reporting Date	Sept 11, 2019			
Payment Date	Sept 20, 2019			
Period No	35			
Monthly Period	Aug 31, 2019			
Interest Period	From	Aug 20, 2019	to	Sept 20, 2019 = 31 days

3. Counterparty History

Replacement Party to be added if applicable

Compartment German Auto Loans 5
Monthly Investor Report



Rolls-Royce
 Motor Cars Limited

Reporting Date	Sept 11, 2019			
Payment Date	Sept 20, 2019			
Period No	35			
Monthly Period	Aug 31, 2019			
Interest Period	From	Aug 20, 2019	to	Sept 20, 2019 = 31 days

4. Overview Dates

Initial Cut-Off Date:	30/09/2016		
Issue Date:	20/10/2016	Legal Maturity Date:	20/10/2023
Reporting Date	11/09/2019		
Investor Reporting Date	18/09/2019		
Interest Determination Date	16/08/2019		
Reporting Frequency:	monthly		
Monthly Period No. (since Issue Date):	35	(since Issue Date)	
Payment Date:	20/09/2019		
Next Payment Date	21/10/2019		
Monthly Period:	01/08/2019	until	31/08/2019

Compartment German Auto Loans 5
Monthly Investor Report



Rolls-Royce
Motor Cars Limited

Reporting Date	Sept 11, 2019			
Payment Date	Sept 20, 2019			
Period No	35			
Monthly Period	Aug 31, 2019			
Interest Period	From	Aug 20, 2019	to	Sept 20, 2019 = 31 days

5. Portfolio Information

Outstanding receivables in EUR	current period Aggregate outstanding principal balance	prior period Aggregate outstanding principal balance
Beginning of period in EUR	117,686,503.47	128,991,718.22
Scheduled principal payments in EUR	4,661,276.70	8,454,330.68
Prepayment* principal in EUR	2,036,157.14	2,436,951.01
Prepayments* number of contracts	173	195
Repurchases* principal in EUR	200,331.41	207,376.02
Repurchases* number of contracts	14	17
Total principal collections in EUR	6,897,765.25	11,098,657.71
Total interest collections in EUR	344,935.77	369,981.33
Defaulted Amounts in EUR	341,811.93	324,174.54
Recoveries in EUR	154,579.39	117,617.50
Late Recoveries in EUR	42,565.19	20,116.02
End of Period in EUR	110,601,505.68	117,686,503.47
Current prepayment rate (annualised) in %	19.60	21.74

* Prepayments are defined as all contracts that are early settled by the borrower and repurchases are defined as all contracts that are repurchased due to modification of contract.

Compartment German Auto Loans 5
Monthly Investor Report



Rolls-Royce
Motor Cars Limited

Reporting Date	Sept 11, 2019			
Payment Date	Sept 20, 2019			
Period No	35			
Monthly Period	Aug 31, 2019			
Interest Period	From	Aug 20, 2019	to	Sept 20, 2019 = 31 days

6. Reserves

Aggregate outstanding notes balance

Initial outstanding notes balance in EUR 1,075,300,000.00

Cash Reserve	in EUR
Outstanding cash reserve beginning of period	5,380,000.00
Interest on cash reserve - previous period	0.00
Required cash reserve	0.00
Outstanding cash reserve end of period	0.00

Triggers*								
Reserves	Current ratio	Trigger	Required Rating BMW AG				Trigger Breach	
			Fitch	S&P	Moody's	DBRS		
Commingling Reserve			Long Term	A	N/A	A2	N/A	no
			Short Term	F1	N/A	P-1	N/A	no

* Breach of one of these triggers in conjunction with any other event as set out in the Servicing Agreement and / or the Receivables Purchase Agreement will oblige BMW Bank GmbH to post additional cash collateral. The Reserves will be adjusted on a monthly basis and shall be deposited in the Issuer Account and exclusively reserved to cover risks.

Commingling Reserve	in EUR
Outstanding Commingling Reserve end of period	0.00

Set-Off Risk (current ratio): 0,01%

Compartment German Auto Loans 5
Monthly Investor Report



Rolls-Royce
 Motor Cars Limited

Reporting Date	Sept 11, 2019		
Payment Date	Sept 20, 2019		
Period No	35		
Monthly Period	Aug 31, 2019		
Interest Period	From	Aug 20, 2019	to Sept 20, 2019 = 31 days

7. Performance Data

Aggregate outstanding notes balance

Beginning of period (in EUR)	65,436,722.71
End of period (in EUR)	52,840,337.74

Ratios

31- 60 days past due	(in EUR)	(in %)
31- 60 days past due period before previous period	1,379,841.93	1.07
31- 60 days past due previous period	1,087,548.75	0.92
31- 60 days past due current period	677,655.52	0.61

61- 90 days past due	(in EUR)	(in %)
61- 90 days past due period before previous period	758,800.25	0.59
61- 90 days past due previous period	490,899.79	0.42
61- 90 days past due current period	520,694.44	0.47

Cumulative net loss ratio	Current ratio
Cumulative net loss ratio (in %)	0.42

Compartment German Auto Loans 5
Monthly Investor Report



Rolls-Royce
 Motor Cars Limited

Reporting Date	Sept 11, 2019		
Payment Date	Sept 20, 2019		
Period No	35		
Monthly Period	Aug 31, 2019		
Interest Period	From	Aug 20, 2019	to Sept 20, 2019 = 31 days

7. Performance Data

Performance data	
Number of contracts being 31 - 60 days delinquent	36
Number of contracts being 61 - 90 days delinquent	31
Balance of contracts being 31 - 60 days delinquent (in EUR)	677,655.52
Balance of contracts being 61 - 90 days delinquent (in EUR)	520,694.44
Defaulted amounts (in EUR)	341.812
Cumulative defaulted amounts (in EUR)	9,527.047
Recoveries (in EUR)	154,579.39
Cumulative recoveries (in EUR)	5,013,606.57

Compartment German Auto Loans 5
Monthly Investor Report



Rolls-Royce
Motor Cars Limited

Reporting Date	Sept 11, 2019			
Payment Date	Sept 20, 2019			
Period No	35			
Monthly Period	Aug 31, 2019			
Interest Period	From	Aug 20, 2019	to	Sept 20, 2019 = 31 days

8. Defaulted Amount & Recovery Amount

(as at end of Monthly Period)

Collection Period	No. of Defaulted Agreements in Collection Period	Defaulted Amount in Collection Period (in EUR)	Cumulative Defaulted Amount since Initial Cut-Off Date (in EUR)	Cumulative Amount of Purchased Receivables (in EUR)	Cumulative Default Ratio (in %)	Recovery Amount in Collection Period (in EUR)	Cumulative Recoveries since Initial Cut-Off Date (in EUR)	Cumulative Net Losses (in EUR)	Cumulative Net Loss Ratio (in %)
Sept - 16	0	n/a	n/a	1,075,299,960.00	n/a	n/a	n/a	n/a	n/a
Oct - 16	12	54.97	54.97	1,075,299,960.00	0.00	0.00	0.00	55.00	0.00
Nov - 16	9	47.02	101.99	1,075,299,960.00	0.00	0.00	0.00	102.00	0.00
Dec - 16	18	49,451.84	49,553.83	1,075,299,960.00	0.00	419.76	419.76	49,134.00	0.00
Jan - 17	20	64,574.57	114,128.40	1,075,299,960.00	0.01	46,042.72	46,462.48	67,666.00	0.01
Feb - 17	19	128,515.72	242,644.12	1,075,299,960.00	0.02	85,561.07	132,023.55	110,621.00	0.01
Mar - 17	34	190,843.53	433,487.65	1,075,299,960.00	0.04	121,239.60	253,263.15	180,225.00	0.02
Apr - 17	17	130,432.12	563,919.77	1,075,299,960.00	0.05	84,685.97	337,949.12	225,971.00	0.02
May - 17	25	158,809.81	722,729.58	1,075,299,960.00	0.07	103,854.85	441,803.97	280,926.00	0.03
June - 17	25	337,181.73	1,059,911.31	1,075,299,960.00	0.10	164,290.18	606,094.15	453,817.00	0.04
July - 17	23	283,651.22	1,343,562.53	1,075,299,960.00	0.12	205,426.21	811,520.36	532,042.00	0.05
Aug - 17	32	357,283.94	1,700,846.47	1,075,299,960.00	0.16	214,193.98	1,025,714.34	675,132.00	0.06
Sept - 17	37	362,834.88	2,063,681.35	1,075,299,960.00	0.19	180,755.82	1,206,470.16	857,211.00	0.08
Oct - 17	36	299,389.29	2,363,070.64	1,075,299,960.00	0.22	107,556.17	1,314,026.33	1,049,044.00	0.10
Nov - 17	33	444,395.95	2,807,466.59	1,075,299,960.00	0.26	160,879.94	1,474,906.27	1,332,560.00	0.12
Dec - 17	33	412,367.37	3,219,833.96	1,075,299,960.00	0.30	194,108.59	1,669,014.86	1,550,819.00	0.14
Jan - 18	32	451,295.14	3,671,129.10	1,075,299,960.00	0.34	235,162.92	1,904,177.78	1,766,951.00	0.16
Feb - 18	29	574,350.31	4,245,479.41	1,075,299,960.00	0.39	326,748.35	2,230,926.13	2,014,553.00	0.19
Mar - 18	40	497,542.60	4,743,022.01	1,075,299,960.00	0.44	328,291.40	2,559,217.53	2,183,804.00	0.20
Apr - 18	33	466,515.32	5,209,537.33	1,075,299,960.00	0.48	253,070.90	2,812,288.43	2,397,249.00	0.22
May - 18	22	271,883.37	5,481,420.70	1,075,299,960.00	0.51	158,270.91	2,970,559.34	2,510,861.00	0.23
June - 18	45	289,428.15	5,770,848.85	1,075,299,960.00	0.54	151,427.75	3,121,987.09	2,648,862.00	0.25
July - 18	28	211,579.61	5,982,428.46	1,075,299,960.00	0.56	147,862.32	3,269,849.41	2,712,579.00	0.25
Aug - 18	24	233,493.82	6,215,922.28	1,075,299,960.00	0.58	147,157.67	3,417,007.08	2,798,915.00	0.26
Sept - 18	24	260,376.86	6,476,299.14	1,075,299,960.00	0.60	150,155.26	3,567,162.34	2,909,137.00	0.27
Oct - 18	36	333,840.55	6,810,139.69	1,075,299,960.00	0.63	137,231.46	3,704,393.80	3,105,746.00	0.29
Nov - 18	23	210,954.41	7,021,094.10	1,075,299,960.00	0.65	150,146.35	3,854,540.15	3,166,554.00	0.29
Dec - 18	22	233,126.44	7,254,220.54	1,075,299,960.00	0.67	79,368.02	3,933,908.17	3,320,312.00	0.31
Jan - 19	26	260,464.37	7,514,684.91	1,075,299,960.00	0.70	126,614.23	4,060,522.40	3,454,163.00	0.32
Feb - 19	32	159,201.41	7,673,886.32	1,075,299,960.00	0.71	56,974.18	4,117,496.58	3,556,390.00	0.33

Compartment German Auto Loans 5
Monthly Investor Report



Rolls-Royce
Motor Cars Limited

Reporting Date	Sept 11, 2019			
Payment Date	Sept 20, 2019			
Period No	35			
Monthly Period	Aug 31, 2019			
Interest Period	From	Aug 20, 2019	to	Sept 20, 2019 = 31 days

8. Defaulted Amount & Recovery Amount

(as at end of Monthly Period)

Collection Period	No. of Defaulted Agreements in Collection Period	Defaulted Amount in Collection Period (in EUR)	Cumulative Defaulted Amount since Initial Cut-Off Date (in EUR)	Cumulative Amount of Purchased Receivables (in EUR)	Cumulative Default Ratio (in %)	Recovery Amount in Collection Period (in EUR)	Cumulative Recoveries since Initial Cut-Off Date (in EUR)	Cumulative Net Losses (in EUR)	Cumulative Net Loss Ratio (in %)
Mar - 19	38	313,048.33	7,986,934.65	1,075,299,960.00	0.74	189,448.25	4,306,944.83	3,679,990.00	0.34
Apr - 19	34	202,273.87	8,189,208.52	1,075,299,960.00	0.76	105,616.41	4,412,561.24	3,776,647.00	0.35
May - 19	43	411,470.58	8,600,679.10	1,075,299,960.00	0.80	231,022.87	4,643,584.11	3,957,095.00	0.37
June - 19	32	260,381.28	8,861,060.38	1,075,299,960.00	0.82	97,825.57	4,741,409.68	4,119,651.00	0.38
July - 19	34	324,174.54	9,185,234.92	1,075,299,960.00	0.85	117,617.50	4,859,027.18	4,326,208.00	0.40
Aug - 19	27	341,811.93	9,527,046.85	1,075,299,960.00	0.89	154,579.39	5,013,606.57	4,513,440.00	0.42

Compartment German Auto Loans 5

Monthly Investor Report



Rolls-Royce
Motor Cars Limited

Reporting Date	Sept 11, 2019		
Payment Date	Sept 20, 2019		
Period No	35		
Monthly Period	Aug 31, 2019		
Interest Period	From	Aug 20, 2019	to Sept 20, 2019 = 31 days

9. Defaulted Amount & Recovery Amount - Loan Level Data*

	Month / Year of Default	Month / Year of Loan Origination	Principal Balance (Initial in EUR)	Principal Balance of Loan at Default (in EUR)	Recovery Total (in EUR)	Principal Balance End of Period (in EUR)	Object Type (new / used)	Vehicle Series	Customer Type (private / commercial)	Out of Deal (Month / Year)
1	Dec - 16	June - 16	50,214.58	49,378.14	2,551.06	46,827.08	Used	3 Series	Private	
2	Jan - 17	Dec - 13	37,533.92	37,141.54	20,598.75	16,542.79	New	5 Series	Commercial	
3	Jan - 17	Feb - 16	9,407.79	9,277.96	7,667.10	1,610.86	Used	Other BMW Group	Private	
4	Feb - 17	Sept - 15	20,895.96	20,424.93	16,786.87	3,638.06	Used	X1 Series	Commercial	
5	Feb - 17	Oct - 15	13,219.89	12,926.80	11,863.12	1,063.68	Used	1 Series	Private	
6	Feb - 17	Sept - 14	39,217.65	38,490.19	20,276.68	18,213.51	Used	5 Series	Commercial	
7	Feb - 17	Mar - 16	16,955.66	16,211.03	7,086.85	9,124.18	Used	Non BMW Group (incl. Motorcycles)	Commercial	
8	Feb - 17	Oct - 15	21,138.28	20,923.75	20,923.75	0.00	New	1 Series	Commercial	
9	Apr - 17	Dec - 14	72,265.28	69,328.43	44,542.36	24,786.07	New	X6 Series	Commercial	
10	Apr - 17	May - 16	19,354.35	18,812.95	9,789.23	9,023.72	Used	3 Series	Commercial	
11	Apr - 17	Dec - 15	10,263.99	9,400.14	6,328.88	3,071.26	Used	Non BMW Group (incl. Motorcycles)	Private	
12	May - 17	June - 16	12,239.94	11,316.41	11,316.41	0.00	Used	7 Series	Private	
13	May - 17	Dec - 13	30,939.40	29,096.99	15,021.94	14,075.05	Used	X5 Series	Commercial	
14	May - 17	May - 16	7,967.79	2,981.83	-4,866.30	7,848.13	New	Other BMW Group	Commercial	
15	May - 17	Aug - 14	14,805.44	13,976.85	10,730.43	3,246.42	Used	6 Series	Commercial	
16	May - 17	June - 16	37,479.63	37,479.63	37,479.63	0.00	New	X6 Series	Commercial	
17	May - 17	May - 16	7,967.79	3,981.83	945.52	3,036.31	New	Other BMW Group	Commercial	
18	May - 17	Apr - 16	31,209.66	30,763.97	30,763.97	0.00	New	X4 Series	Commercial	
19	June - 17	May - 15	28,439.84	28,439.84	4,558.07	23,881.77	Used	Non BMW Group (incl. Motorcycles)	Commercial	
20	June - 17	Feb - 15	23,749.38	22,434.13	12,869.63	9,564.50	New	2 Series	Commercial	
21	June - 17	July - 15	53,260.26	53,260.26	48,913.54	4,346.72	New	X6 Series	Commercial	
22	June - 17	July - 14	25,655.94	23,870.83	13,528.33	10,342.50	Used	3 Series	Private	
23	June - 17	July - 14	30,519.03	28,197.29	22,255.60	5,941.69	New	4 Series	Commercial	
24	June - 17	Feb - 16	28,068.62	26,141.99	10,814.75	15,327.24	Used	5 Series	Commercial	
25	June - 17	July - 12	17,886.90	16,100.09	13,633.04	2,467.05	Used	X5 Series	Commercial	
26	June - 17	Apr - 15	47,354.02	43,173.15	22,738.54	20,434.61	New	5 Series	Private	
27	June - 17	Dec - 14	7,454.45	7,206.10	2,682.87	4,523.23	Used	1 Series	Commercial	
28	July - 17	Feb - 15	29,623.81	28,096.33	22,411.31	5,685.02	Used	X6 Series	Commercial	
29	July - 17	May - 16	23,714.19	9,659.50	-200.00	9,859.50	Used	X5 Series	Commercial	
30	July - 17	Mar - 16	20,437.23	19,245.85	11,519.26	7,726.59	Used	5 Series	Commercial	
31	July - 17	May - 14	25,899.70	22,810.32	22,502.63	326.77	New	Non BMW Group (incl. Motorcycles)	Commercial	
32	July - 17	Feb - 15	17,783.63	16,238.55	10,472.37	5,766.18	Used	5 Series	Commercial	
33	July - 17	Nov - 13	6,030.73	3,356.67	3,356.67	0.00	Used	1 Series	Private	
34	July - 17	June - 16	35,891.38	35,359.01	24,314.19	11,044.82	Used	5 Series	Commercial	
35	Aug - 17	May - 16	20,268.65	13,830.20	13,830.20	0.00	Used	MINI	Commercial	
36	Aug - 17	Feb - 16	14,474.76	13,299.48	9,325.71	3,973.77	Used	5 Series	Commercial	

Compartment German Auto Loans 5
Monthly Investor Report



Rolls-Royce
Motor Cars Limited

Reporting Date	Sept 11, 2019		
Payment Date	Sept 20, 2019		
Period No	35		
Monthly Period	Aug 31, 2019		
Interest Period	From	Aug 20, 2019	to Sept 20, 2019 = 31 days

9. Defaulted Amount & Recovery Amount - Loan Level Data*

	Month / Year of Default	Month / Year of Loan Origination	Principal Balance (Initial in EUR)	Principal Balance of Loan at Default (in EUR)	Recovery Total (in EUR)	Principal Balance End of Period (in EUR)	Object Type (new / used)	Vehicle Series	Customer Type (private / commercial)	Out of Deal (Month / Year)
37	Aug - 17	June - 16	44,500.80	40,653.18	21,051.74	19,601.44	New	4 Series	Commercial	
38	Aug - 17	Sept - 14	21,288.51	19,962.24	14,093.97	5,868.27	New	MINI	Commercial	
39	Aug - 17	Sept - 15	5,611.49	4,984.31	4,314.83	669.48	Used	Other BMW Group	Private	
40	Aug - 17	Apr - 16	27,142.23	7,095.51	122.54	6,972.97	Used	5 Series	Commercial	
41	Aug - 17	June - 16	75,103.42	4,889.40	0.00	4,889.40	New	4 Series	Private	
42	Aug - 17	Dec - 13	45,098.59	30,044.34	-1,695.72	31,740.06	Used	7 Series	Commercial	
43	Aug - 17	Feb - 16	8,380.82	8,066.71	0.00	8,066.71	Used	3 Series	Private	
44	Sept - 17	Mar - 16	23,634.57	7,441.65	-86.88	7,528.53	Used	X1 Series	Commercial	
45	Sept - 17	Nov - 15	62,549.55	60,266.42	60,266.42	0.00	New	4 Series	Commercial	
46	Sept - 17	Dec - 13	6,990.37	5,820.38	1,236.84	4,583.54	Used	3 Series	Private	
47	Sept - 17	Mar - 16	13,697.91	12,883.90	8,495.32	4,388.58	Used	1 Series	Commercial	
48	Sept - 17	Apr - 16	45,516.89	22,796.82	-447.80	23,244.62	New	4 Series	Commercial	
49	Sept - 17	June - 16	37,788.81	35,391.13	18,511.86	16,879.27	New	2 Series	Private	
50	Sept - 17	Aug - 14	29,769.84	8,362.17	-155.20	8,517.37	New	BMW i Series	Commercial	
51	Sept - 17	May - 14	5,584.08	1,673.03	-86.24	1,759.27	Used	MINI	Private	
52	Sept - 17	May - 16	25,096.67	12,123.75	8,547.12	3,576.63	Used	3 Series	Private	
53	Sept - 17	Apr - 16	30,148.83	28,054.96	24,304.75	3,750.21	New	X1 Series	Commercial	
54	Sept - 17	Sept - 15	40,465.33	36,751.37	20,092.42	16,658.95	New	5 Series	Commercial	
55	Sept - 17	Apr - 15	12,740.25	12,262.82	5,552.28	6,710.54	Used	1 Series	Commercial	
56	Sept - 17	Aug - 15	12,050.65	11,235.55	869.30	10,366.25	Used	3 Series	Private	
57	Sept - 17	May - 16	20,552.26	20,168.41	11,380.66	8,787.75	Used	3 Series	Private	
58	Oct - 17	May - 16	31,906.83	30,209.70	16,354.51	13,855.19	Used	5 Series	Commercial	
59	Oct - 17	Feb - 14	15,722.48	14,746.67	10,452.00	4,294.67	Used	X1 Series	Private	
60	Oct - 17	Feb - 16	41,256.45	39,383.88	26,023.39	13,360.49	Used	6 Series	Commercial	
61	Oct - 17	May - 16	14,975.62	12,483.29	12,483.29	0.00	Used	3 Series	Private	
62	Oct - 17	May - 16	4,315.55	3,694.59	-196.86	3,891.45	Used	Non BMW Group (incl. Motorcycles)	Private	
63	Oct - 17	May - 15	11,725.53	7,492.17	6,350.26	1,141.91	Used	Non BMW Group (incl. Motorcycles)	Commercial	
64	Oct - 17	Dec - 14	26,962.99	10,003.27	-13.26	10,016.53	Used	5 Series	Commercial	
65	Oct - 17	May - 13	8,540.59	4,285.60	4,285.60	0.00	Used	3 Series	Private	
66	Oct - 17	June - 16	13,207.18	11,285.30	7,575.21	3,710.09	Used	Non BMW Group (incl. Motorcycles)	Commercial	
67	Oct - 17	July - 14	19,420.84	18,725.55	-180.00	18,905.55	New	1 Series	Commercial	
68	Oct - 17	Apr - 16	13,681.66	12,811.23	7,929.31	4,881.92	New	Other BMW Group	Private	
69	Oct - 17	Sept - 14	25,411.07	22,001.22	12,589.25	9,411.97	New	X1 Series	Commercial	
70	Oct - 17	July - 14	28,501.89	24,055.76	14,804.87	9,250.89	Used	5 Series	Commercial	
71	Oct - 17	Aug - 15	13,165.87	12,610.27	12,610.27	0.00	Used	3 Series	Private	
72	Nov - 17	Feb - 16	15,621.03	11,745.09	7,244.90	4,500.19	Used	Non BMW Group (incl. Motorcycles)	Commercial	

Compartment German Auto Loans 5
Monthly Investor Report



Rolls-Royce
Motor Cars Limited

Reporting Date	Sept 11, 2019		
Payment Date	Sept 20, 2019		
Period No	35		
Monthly Period	Aug 31, 2019		
Interest Period	From	Aug 20, 2019	to Sept 20, 2019 = 31 days

9. Defaulted Amount & Recovery Amount - Loan Level Data*

	Month / Year of Default	Month / Year of Loan Origination	Principal Balance (Initial in EUR)	Principal Balance of Loan at Default (in EUR)	Recovery Total (in EUR)	Principal Balance End of Period (in EUR)	Object Type (new / used)	Vehicle Series	Customer Type (private / commercial)	Out of Deal (Month / Year)
73	Nov - 17	Aug - 15	8,510.91	7,018.12	5,335.21	1,682.91	Used	3 Series	Private	
74	Nov - 17	Apr - 16	43,761.40	41,184.37	41,247.68	0.00	Used	X6 Series	Private	
75	Nov - 17	Apr - 15	2,322.47	383.76	383.76	0.00	Used	5 Series	Private	
76	Nov - 17	Apr - 16	76,915.57	71,264.02	28,885.40	42,378.62	New	7 Series	Commercial	
77	Nov - 17	Mar - 16	24,773.12	23,307.28	0.00	23,307.28	Used	5 Series	Commercial	
78	Nov - 17	Dec - 14	34,903.60	31,355.06	18,179.33	13,175.73	Used	X6 Series	Commercial	
79	Nov - 17	Sept - 15	42,924.41	41,751.62	14,321.28	27,430.34	Used	Non BMW Group (incl. Motorcycles)	Commercial	
80	Nov - 17	Apr - 16	7,435.13	6,604.20	6,604.20	0.00	Used	3 Series	Private	
81	Nov - 17	Apr - 14	41,559.82	41,059.69	1,559.56	39,500.13	New	5 Series	Commercial	
82	Nov - 17	May - 16	14,019.07	6,940.80	0.00	6,940.80	Used	1 Series	Private	
83	Dec - 17	Dec - 15	9,152.63	7,986.92	2,823.24	5,163.68	Used	Non BMW Group (incl. Motorcycles)	Private	
84	Dec - 17	Oct - 15	12,944.91	12,153.44	2,256.00	9,897.44	Used	Non BMW Group (incl. Motorcycles)	Commercial	
85	Dec - 17	May - 12	9,642.48	6,849.70	3,925.06	2,924.64	Used	5 Series	Private	
86	Dec - 17	July - 14	45,744.85	41,396.66	17,009.82	24,386.84	New	5 Series	Commercial	
87	Dec - 17	Feb - 16	63,643.51	59,171.70	40,739.21	18,432.49	New	X6 Series	Commercial	
88	Dec - 17	July - 14	38,117.92	21,855.79	0.00	21,855.79	Used	X3 Series	Commercial	
89	Dec - 17	Dec - 15	45,856.10	42,891.53	18,095.60	24,795.93	Used	6 Series	Commercial	
90	Dec - 17	Apr - 16	15,660.75	13,283.92	13,283.92	0.00	Used	1 Series	Private	
91	Dec - 17	July - 14	47,846.08	44,876.19	19,625.15	25,251.04	Used	X5 Series	Private	
92	Dec - 17	May - 14	16,652.18	13,701.53	7,572.73	6,128.80	Used	7 Series	Commercial	
93	Jan - 18	June - 16	43,467.46	38,079.36	24,578.98	13,500.38	Used	X5 Series	Commercial	
94	Jan - 18	Jan - 16	20,348.37	825.99	180.88	673.42	Used	X5 Series	Commercial	
95	Jan - 18	Mar - 16	12,820.65	11,053.86	-6.41	11,060.27	Used	3 Series	Private	
96	Jan - 18	July - 14	10,335.53	4,263.63	-259.16	4,522.79	Used	5 Series	Commercial	
97	Jan - 18	Apr - 16	55,539.52	50,706.89	33,488.75	17,218.14	Used	X6 Series	Commercial	
98	Jan - 18	June - 14	14,438.97	5,822.72	5,822.72	0.00	Used	5 Series	Private	
99	Jan - 18	Dec - 15	27,248.82	25,243.59	15,558.03	9,685.56	New	MINI	Private	
100	Jan - 18	Sept - 15	24,876.32	22,968.44	0.00	22,968.44	New	1 Series	Commercial	
101	Jan - 18	Aug - 15	51,959.06	49,546.83	32,104.23	17,442.60	New	X5 Series	Commercial	
102	Jan - 18	Feb - 16	13,711.80	10,916.50	10,916.50	0.00	Used	X5 Series	Private	
103	Jan - 18	Mar - 16	9,258.27	5,796.37	5,796.37	0.00	Used	X3 Series	Commercial	
104	Jan - 18	Nov - 14	32,558.44	26,879.60	26,879.60	0.00	New	3 Series	Private	
105	Jan - 18	May - 14	4,487.90	3,047.76	1,314.80	1,732.96	Used	3 Series	Commercial	
106	Jan - 18	May - 16	12,562.90	11,649.71	9,227.94	2,421.77	Used	Other BMW Group	Commercial	
107	Jan - 18	June - 16	31,896.47	28,684.08	16,651.20	12,032.88	New	2 Series	Private	
108	Jan - 18	Feb - 15	6,944.32	5,774.15	5,774.15	0.00	New	Other BMW Group	Private	

Compartment German Auto Loans 5

Monthly Investor Report



Rolls-Royce
Motor Cars Limited

Reporting Date	Sept 11, 2019		
Payment Date	Sept 20, 2019		
Period No	35		
Monthly Period	Aug 31, 2019		
Interest Period	From	Aug 20, 2019	to Sept 20, 2019 = 31 days

9. Defaulted Amount & Recovery Amount - Loan Level Data*

	Month / Year of Default	Month / Year of Loan Origination	Principal Balance (Initial in EUR)	Principal Balance of Loan at Default (in EUR)	Recovery Total (in EUR)	Principal Balance End of Period (in EUR)	Object Type (new / used)	Vehicle Series	Customer Type (private / commercial)	Out of Deal (Month / Year)
109	Jan - 18	June - 16	19,765.67	6,386.97	-76.03	6,463.00	Used	5 Series	Commercial	
110	Feb - 18	Oct - 14	10,879.37	9,844.32	4,405.03	5,439.29	Used	1 Series	Commercial	
111	Feb - 18	Sept - 15	21,475.25	11,283.86	0.00	11,283.86	New	1 Series	Commercial	
112	Feb - 18	Oct - 15	23,359.19	18,220.04	18,220.04	0.00	New	1 Series	Private	
113	Feb - 18	Apr - 16	62,353.91	55,838.05	50,437.67	5,400.38	New	7 Series	Commercial	
114	Feb - 18	June - 16	34,632.07	34,565.90	1,839.10	32,726.80	New	4 Series	Commercial	
115	Feb - 18	Feb - 16	11,272.14	9,858.66	4,920.84	4,937.82	Used	3 Series	Private	
116	Feb - 18	Oct - 14	12,389.34	10,418.69	10,418.69	0.00	Used	3 Series	Commercial	
117	Feb - 18	Dec - 15	40,017.12	30,257.27	19,011.00	11,246.27	Used	7 Series	Commercial	
118	Feb - 18	Feb - 15	21,756.88	16,687.20	10,172.28	6,514.92	New	1 Series	Commercial	
119	Feb - 18	Jan - 16	49,455.42	45,627.15	31,403.58	14,223.57	Used	5 Series	Commercial	
120	Feb - 18	Feb - 16	18,074.34	15,512.99	11,924.22	3,588.77	Used	MINI	Commercial	
121	Feb - 18	Nov - 15	14,998.81	13,513.80	7,975.16	5,538.64	Used	1 Series	Commercial	
122	Feb - 18	Nov - 15	16,354.07	14,584.66	7,680.22	6,904.44	Used	1 Series	Commercial	
123	Feb - 18	July - 15	1,595.91	831.59	831.59	0.00	Used	MINI	Private	
124	Mar - 18	Aug - 14	2,877.31	634.39	634.39	0.00	Used	MINI	Private	
125	Mar - 18	Mar - 16	42,973.69	37,457.78	23,369.01	14,088.77	New	X1 Series	Commercial	
126	Mar - 18	May - 16	30,076.05	27,813.89	16,024.77	11,789.12	New	MINI	Commercial	
127	Mar - 18	Dec - 15	28,256.67	24,075.17	12,608.14	11,467.03	New	1 Series	Commercial	
128	Mar - 18	Mar - 16	44,852.08	37,949.45	24,686.55	13,262.90	Used	X5 Series	Private	
129	Mar - 18	Dec - 15	69,727.80	61,543.83	42,084.36	19,459.47	New	X6 Series	Commercial	
130	Mar - 18	May - 15	37,507.33	30,439.39	12,196.21	18,243.18	Used	X5 Series	Private	
131	Mar - 18	Sept - 14	21,632.80	18,225.25	7,136.39	11,088.86	Used	5 Series	Commercial	
132	Mar - 18	Sept - 15	14,230.16	12,279.52	9,168.15	3,111.37	Used	1 Series	Commercial	
133	Apr - 18	Aug - 15	3,728.50	2,101.78	416.88	1,684.90	Used	Non BMW Group (incl. Motorcycles)	Private	
134	Apr - 18	Feb - 16	47,439.72	39,274.42	24,087.88	15,186.54	Used	6 Series	Commercial	
135	Apr - 18	Jan - 16	8,359.05	6,583.76	6,583.76	0.00	New	Other BMW Group	Private	
136	Apr - 18	Aug - 15	85,356.93	69,029.04	40,299.89	28,729.15	New	6 Series	Commercial	
137	Apr - 18	July - 15	6,107.26	3,428.54	3,428.54	0.00	Used	1 Series	Commercial	
138	Apr - 18	June - 16	18,768.60	11,558.28	11,558.28	0.00	Used	X3 Series	Private	
139	Apr - 18	July - 14	10,959.08	2,351.34	2,351.34	0.00	Used	1 Series	Private	
140	Apr - 18	Jan - 15	18,242.20	13,509.89	9,782.00	3,727.89	New	1 Series	Private	
141	Apr - 18	Apr - 16	32,543.67	29,044.23	19,236.53	9,807.70	Used	X5 Series	Commercial	
142	Apr - 18	Feb - 16	46,456.95	39,346.73	39,346.73	0.00	New	4 Series	Commercial	
143	May - 18	Feb - 15	12,276.37	5,554.73	5,554.73	0.00	New	1 Series	Private	
144	May - 18	Dec - 14	20,549.80	18,010.45	10,163.00	7,847.45	New	3 Series	Private	

Compartment German Auto Loans 5
Monthly Investor Report



Rolls-Royce
Motor Cars Limited

Reporting Date	Sept 11, 2019		
Payment Date	Sept 20, 2019		
Period No	35		
Monthly Period	Aug 31, 2019		
Interest Period	From	Aug 20, 2019	to Sept 20, 2019 = 31 days

9. Defaulted Amount & Recovery Amount - Loan Level Data*

	Month / Year of Default	Month / Year of Loan Origination	Principal Balance (Initial in EUR)	Principal Balance of Loan at Default (in EUR)	Recovery Total (in EUR)	Principal Balance End of Period (in EUR)	Object Type (new / used)	Vehicle Series	Customer Type (private / commercial)	Out of Deal (Month / Year)
145	May - 18	Apr - 15	15,376.17	13,453.33	12,923.29	530.04	Used	1 Series	Private	
146	May - 18	Oct - 14	54,310.98	2,596.80	2,596.80	0.00	New	5 Series	Commercial	
147	May - 18	May - 16	59,688.58	47,690.97	23,899.75	23,791.22	New	4 Series	Commercial	
148	May - 18	Jan - 16	53,184.54	45,374.16	21,325.26	24,048.90	Used	X4 Series	Commercial	
149	June - 18	Apr - 16	6,070.47	3,693.91	3,693.91	0.00	Used	3 Series	Private	
150	June - 18	May - 14	12,824.83	9,643.03	0.00	9,643.03	Used	7 Series	Commercial	
151	June - 18	June - 16	10,525.68	8,263.17	6,168.00	2,095.17	Used	5 Series	Private	
152	June - 18	Nov - 14	6,712.80	4,582.43	1,060.79	3,521.64	Used	1 Series	Private	
153	June - 18	Nov - 12	7,472.29	4,272.31	3,990.30	282.01	Used	1 Series	Private	
154	June - 18	May - 15	34,847.66	27,775.79	10,864.50	16,911.29	New	3 Series	Private	
155	June - 18	Nov - 14	5,484.43	645.34	645.34	0.00	Used	Non BMW Group (incl. Motorcycles)	Private	
156	June - 18	May - 16	55,718.69	48,863.84	34,792.77	14,071.07	New	X5 Series	Commercial	
157	June - 18	Aug - 15	21,388.66	17,059.26	7,927.23	9,132.03	Used	5 Series	Commercial	
158	June - 18	May - 13	15,655.53	10,255.72	10,255.72	0.00	Used	5 Series	Private	
159	June - 18	Oct - 15	16,128.29	12,871.04	0.00	12,871.04	Used	3 Series	Private	
160	June - 18	Apr - 16	32,254.33	26,082.96	20,605.32	5,477.64	New	MINI	Commercial	
161	June - 18	Feb - 16	23,630.10	14,953.74	10,958.85	3,994.89	Used	5 Series	Commercial	
162	June - 18	Feb - 16	9,489.83	7,923.79	149.37	7,774.42	Used	3 Series	Private	
163	June - 18	May - 16	43,646.61	38,876.18	26,020.06	12,856.12	New	4 Series	Commercial	
164	June - 18	Nov - 14	27,475.18	10,246.95	10,246.95	0.00	Used	7 Series	Commercial	
165	June - 18	Aug - 15	14,909.75	13,035.59	6,638.15	6,397.44	Used	1 Series	Private	
166	July - 18	Dec - 14	17,361.72	3,183.19	3,183.19	0.00	New	1 Series	Commercial	
167	July - 18	May - 16	23,441.71	19,201.04	18,850.78	350.26	New	MINI	Private	
168	July - 18	Aug - 14	16,689.73	13,072.09	0.00	13,072.09	Used	X5 Series	Commercial	
169	July - 18	Dec - 14	18,527.86	13,922.78	3,485.30	10,437.48	New	MINI	Private	
170	July - 18	Apr - 15	12,543.62	9,248.33	9,248.33	0.00	New	1 Series	Private	
171	July - 18	June - 14	17,448.21	13,345.87	5,841.40	7,504.47	Used	3 Series	Private	
172	July - 18	Aug - 15	26,391.86	20,641.59	16,082.20	4,559.39	Used	Non BMW Group (incl. Motorcycles)	Commercial	
173	July - 18	Oct - 15	31,371.06	26,285.03	15,974.22	10,310.81	Used	X3 Series	Commercial	
174	Aug - 18	Nov - 14	19,396.85	15,493.34	13,438.72	2,054.62	Used	X5 Series	Private	
175	Aug - 18	June - 13	34,157.96	20,530.58	20,530.58	0.00	New	5 Series	Private	
176	Aug - 18	Apr - 15	24,488.35	21,318.01	10,798.03	10,519.98	New	2 Series	Commercial	
177	Aug - 18	Jan - 15	4,712.86	539.31	539.31	0.00	Used	1 Series	Private	
178	Aug - 18	May - 16	38,223.87	29,298.73	19,486.33	9,812.40	New	X3 Series	Commercial	
179	Aug - 18	July - 15	31,079.48	17,085.08	537.90	16,547.18	Used	Non BMW Group (incl. Motorcycles)	Commercial	
180	Sept - 18	Jan - 15	12,098.01	7,759.45	4,728.19	3,031.26	Used	3 Series	Commercial	

Compartment German Auto Loans 5
Monthly Investor Report



Rolls-Royce
Motor Cars Limited

Reporting Date	Sept 11, 2019				
Payment Date	Sept 20, 2019				
Period No	35				
Monthly Period	Aug 31, 2019				
Interest Period	From	Aug 20, 2019	to	Sept 20, 2019	= 31 days

9. Defaulted Amount & Recovery Amount - Loan Level Data*

	Month / Year of Default	Month / Year of Loan Origination	Principal Balance (Initial in EUR)	Principal Balance of Loan at Default (in EUR)	Recovery Total (in EUR)	Principal Balance End of Period (in EUR)	Object Type (new / used)	Vehicle Series	Customer Type (private / commercial)	Out of Deal (Month / Year)
181	Sept - 18	July - 15	25,738.50	22,187.52	22,187.52	0.00	Used	X6 Series	Private	
182	Sept - 18	Sept - 15	19,757.04	9,715.99	-104.85	9,820.84	New	1 Series	Commercial	
183	Sept - 18	June - 16	27,802.30	21,368.79	11,142.61	10,226.18	New	2 Series	Commercial	
184	Sept - 18	June - 16	46,421.14	38,951.59	25,549.50	13,402.09	Used	X6 Series	Commercial	
185	Sept - 18	June - 16	32,232.36	26,750.04	19,464.08	7,285.96	New	X1 Series	Private	
186	Sept - 18	Sept - 15	45,003.18	20,582.33	-206.95	20,789.28	New	4 Series	Commercial	
187	Sept - 18	Feb - 13	29,193.60	7,574.41	1,813.80	5,760.61	New	X3 Series	Commercial	
188	Sept - 18	Mav - 16	37,203.39	25,168.70	25,168.70	0.00	New	3 Series	Commercial	
189	Sept - 18	Dec - 15	11,954.39	8,575.11	0.00	8,575.11	Used	5 Series	Private	
190	Oct - 18	Nov - 15	31,763.24	25,652.71	14,073.30	11,579.41	Used	7 Series	Commercial	
191	Oct - 18	Mar - 15	55,368.37	49,026.78	28,786.25	20,240.53	New	X6 Series	Commercial	
192	Oct - 18	Sept - 15	6,844.48	6,223.88	0.00	6,223.88	Used	X5 Series	Private	
193	Oct - 18	July - 15	10,777.03	9,109.08	0.00	9,109.08	Used	1 Series	Commercial	
194	Oct - 18	Mar - 13	20,131.17	8,037.63	5,180.01	2,857.62	New	3 Series	Private	
195	Oct - 18	Mar - 15	43,407.24	33,322.87	18,240.48	15,082.39	New	4 Series	Commercial	
196	Oct - 18	Mar - 16	8,189.04	2,089.31	2,089.31	0.00	Used	5 Series	Private	
197	Oct - 18	Mav - 16	40,142.25	18,083.76	179.74	17,904.02	New	5 Series	Commercial	
198	Oct - 18	June - 16	20,038.13	18,065.15	18,065.15	0.00	New	MINI	Private	
199	Oct - 18	Mar - 16	11,916.06	7,664.03	0.00	7,664.03	Used	3 Series	Private	
200	Oct - 18	Mar - 16	5,033.95	917.42	917.42	0.00	Used	3 Series	Private	
201	Oct - 18	Feb - 16	8,405.69	6,565.49	6,565.49	0.00	Used	3 Series	Private	
202	Oct - 18	Mav - 16	22,698.55	12,027.06	7,472.60	4,554.46	Used	5 Series	Commercial	
203	Oct - 18	Apr - 16	18,377.40	15,095.39	9,658.77	5,436.62	New	Other BMW Group	Commercial	
204	Oct - 18	Mar - 15	41,599.92	2,524.01	482.66	2,041.35	New	6 Series	Private	
205	Oct - 18	Mar - 16	15,002.81	11,084.30	3,229.77	7,854.53	Used	1 Series	Private	
206	Nov - 18	June - 16	17,025.66	13,824.67	-1,541.34	15,366.01	New	1 Series	Commercial	
207	Nov - 18	July - 15	9,952.50	6,473.68	6,473.68	0.00	Used	3 Series	Private	
208	Nov - 18	Apr - 16	6,397.54	1,510.55	1,510.55	0.00	Used	5 Series	Private	
209	Nov - 18	Apr - 16	46,225.52	38,320.68	29,598.87	8,721.81	Used	X5 Series	Commercial	
210	Nov - 18	Feb - 16	15,069.89	10,897.84	2,012.71	8,885.13	Used	3 Series	Private	
211	Nov - 18	Apr - 15	9,002.35	257.27	257.27	0.00	Used	3 Series	Private	
212	Nov - 18	Mav - 16	12,817.49	9,474.08	9,474.08	0.00	Used	MINI	Private	
213	Nov - 18	Apr - 16	21,301.95	16,391.90	11,783.24	4,608.66	Used	5 Series	Private	
214	Dec - 18	Mar - 16	6,828.80	5,753.93	0.00	5,753.93	Used	Other BMW Group	Private	
215	Dec - 18	Mav - 15	4,989.70	1,332.17	1,332.17	0.00	Used	3 Series	Private	
216	Dec - 18	Feb - 16	9,322.38	955.55	-54.61	1,030.51	Used	Other BMW Group	Private	

Compartment German Auto Loans 5

Monthly Investor Report



Rolls-Royce
Motor Cars Limited

Reporting Date	Sept 11, 2019		
Payment Date	Sept 20, 2019		
Period No	35		
Monthly Period	Aug 31, 2019		
Interest Period	From	Aug 20, 2019	to Sept 20, 2019 = 31 days

9. Defaulted Amount & Recovery Amount - Loan Level Data*

	Month / Year of Default	Month / Year of Loan Origination	Principal Balance (Initial in EUR)	Principal Balance of Loan at Default (in EUR)	Recovery Total (in EUR)	Principal Balance End of Period (in EUR)	Object Type (new / used)	Vehicle Series	Customer Type (private / commercial)	Out of Deal (Month / Year)
217	Dec - 18	Oct - 15	25,909.66	11,445.41	-256.10	11,701.51	Used	5 Series	Commercial	
218	Dec - 18	July - 15	26,261.89	20,091.37	0.00	20,091.37	Used	5 Series	Commercial	
219	Dec - 18	May - 16	17,425.36	1,256.92	1,256.92	0.00	Used	3 Series	Private	
220	Dec - 18	May - 15	24,423.80	20,835.34	15,455.35	5,379.99	Used	X6 Series	Commercial	
221	Dec - 18	June - 16	78,663.04	64,762.83	39,149.34	25,613.49	New	7 Series	Commercial	
222	Dec - 18	Apr - 16	21,450.56	14,695.89	0.00	14,695.89	New	3 Series	Commercial	
223	Jan - 19	May - 14	13,676.01	10,113.40	3,283.28	6,830.12	Used	1 Series	Private	
224	Jan - 19	Feb - 15	21,369.17	12,654.69	1,838.50	10,816.19	Used	Non BMW Group (incl. Motorcycles)	Commercial	
225	Jan - 19	May - 16	41,820.01	33,808.58	21,563.66	12,244.92	New	4 Series	Private	
226	Jan - 19	Oct - 15	13,377.34	7,483.86	7,483.86	0.00	Used	X1 Series	Private	
227	Jan - 19	May - 16	67,469.00	51,958.66	24,138.07	27,820.59	New	X5 Series	Commercial	
228	Jan - 19	Dec - 15	19,224.66	8,901.50	68.26	8,833.24	Used	1 Series	Commercial	
229	Jan - 19	June - 15	28,081.73	18,996.05	578.33	18,417.72	New	1 Series	Commercial	
230	Jan - 19	May - 16	38,825.46	29,144.96	14,793.05	14,351.91	Used	5 Series	Commercial	
231	Feb - 19	Nov - 15	43,237.13	35,295.77	0.00	35,295.77	Used	X6 Series	Commercial	
232	Feb - 19	Jan - 16	15,400.97	9,773.63	9,773.63	0.00	Used	3 Series	Private	
233	Feb - 19	Apr - 16	26,363.05	20,851.10	8,253.85	12,597.25	Used	5 Series	Private	
234	Feb - 19	Apr - 16	14,720.28	4,277.90	1,769.75	2,508.15	Used	X1 Series	Commercial	
235	Feb - 19	July - 15	5,779.38	1,064.80	1,064.80	0.00	Used	MINI	Commercial	
236	Feb - 19	Jan - 16	35,640.62	26,733.12	18,771.95	7,961.17	New	4 Series	Commercial	
237	Feb - 19	July - 15	18,364.98	6,872.77	0.00	6,872.77	Used	7 Series	Commercial	
238	Mar - 19	June - 16	32,343.93	26,106.53	26,132.11	0.00	New	2 Series	Private	
239	Mar - 19	June - 16	11,335.02	10,934.53	0.00	10,956.92	New	MINI	Private	
240	Apr - 19	Feb - 16	26,517.39	22,611.60	16,912.05	5,699.55	New	MINI	Private	
241	Apr - 19	Apr - 15	40,734.68	27,220.76	6,421.07	20,799.69	Used	5 Series	Commercial	
242	Apr - 19	Sept - 15	12,083.89	8,350.67	0.00	8,350.67	Used	Non BMW Group (incl. Motorcycles)	Private	
243	Apr - 19	Sept - 15	9,953.87	6,379.12	3,951.22	2,427.90	Used	MINI	Private	
244	Apr - 19	Nov - 15	91,166.09	32,702.66	0.00	32,702.66	New	Non BMW Group (incl. Motorcycles)	Commercial	
245	May - 19	Apr - 16	37,225.54	26,649.41	17,430.21	9,219.20	Used	3 Series	Commercial	
246	May - 19	Mar - 16	8,178.17	1,137.19	1,137.19	0.00	New	Other BMW Group	Private	
247	May - 19	Feb - 15	25,639.77	21,708.81	9,587.21	12,121.60	Used	Non BMW Group (incl. Motorcycles)	Commercial	
248	May - 19	Feb - 16	18,347.54	13,669.19	9,627.17	4,042.02	Used	X1 Series	Private	
249	May - 19	Dec - 15	24,396.34	4,933.88	428.56	4,505.32	Used	X3 Series	Private	
250	May - 19	Oct - 15	17,545.56	13,124.67	0.00	13,124.67	Used	Non BMW Group (incl. Motorcycles)	Commercial	
251	May - 19	Oct - 14	5,826.31	1,282.54	0.00	1,282.54	Used	MINI	Private	
252	May - 19	Nov - 15	49,599.54	39,398.12	0.00	39,398.12	Used	X5 Series	Commercial	

Compartment German Auto Loans 5

Monthly Investor Report



Rolls-Royce
Motor Cars Limited

Reporting Date	Sept 11, 2019		
Payment Date	Sept 20, 2019		
Period No	35		
Monthly Period	Aug 31, 2019		
Interest Period	From	Aug 20, 2019	to Sept 20, 2019 = 31 days

9. Defaulted Amount & Recovery Amount - Loan Level Data*

	Month / Year of Default	Month / Year of Loan Origination	Principal Balance (Initial in EUR)	Principal Balance of Loan at Default (in EUR)	Recovery Total (in EUR)	Principal Balance End of Period (in EUR)	Object Type (new / used)	Vehicle Series	Customer Type (private / commercial)	Out of Deal (Month / Year)
253	May - 19	Apr - 16	8,438.49	5,655.05	1,353.72	4,301.33	Used	3 Series	Private	
254	May - 19	Apr - 16	43,220.43	33,163.33	16,167.12	16,996.21	New	4 Series	Commercial	
255	May - 19	May - 16	32,525.05	27,256.19	11,479.93	15,776.26	Used	X5 Series	Commercial	
256	May - 19	Apr - 16	54,554.44	49,051.05	28,349.12	20,701.93	New	X5 Series	Private	
257	May - 19	Dec - 14	26,041.12	18,704.81	11,812.82	6,891.99	Used	X5 Series	Commercial	
258	May - 19	Oct - 14	9,025.89	494.47	494.47	0.00	Used	MINI	Private	
259	June - 19	Mar - 16	26,930.99	18,343.15	4,222.77	14,120.38	New	3 Series	Commercial	
260	June - 19	Mar - 16	15,210.17	11,899.35	6,877.84	5,021.51	Used	3 Series	Private	
261	June - 19	Feb - 16	11,718.93	8,498.63	7,040.42	1,458.21	Used	1 Series	Private	
262	June - 19	Feb - 16	14,299.85	10,631.76	7,417.55	3,214.21	New	Other BMW Group	Private	
263	June - 19	Apr - 16	51,856.42	41,039.55	0.00	41,039.55	Used	X5 Series	Commercial	
264	June - 19	June - 16	21,767.25	16,308.57	11,551.22	4,757.35	New	1 Series	Private	
265	June - 19	Mar - 16	10,844.29	6,710.52	1,108.72	5,601.80	Used	1 Series	Private	
266	June - 19	Mar - 16	43,773.09	28,324.20	22,602.60	5,721.60	New	6 Series	Private	
267	June - 19	Feb - 16	6,531.05	3,724.65	0.00	3,724.65	Used	1 Series	Private	
268	June - 19	Nov - 14	33,249.59	5,099.04	677.17	4,421.87	Used	5 Series	Commercial	
269	June - 19	Apr - 16	65,862.22	54,518.21	0.00	54,518.21	New	7 Series	Commercial	
270	July - 19	Dec - 15	45,279.99	32,580.73	20,076.33	12,504.40	New	2 Series	Private	
271	July - 19	Dec - 14	14,246.27	2,636.16	1,000.00	1,636.16	Used	3 Series	Private	
272	July - 19	June - 14	17,527.86	10,449.54	4,716.14	5,733.40	Used	5 Series	Commercial	
273	July - 19	Feb - 16	20,816.89	10,948.10	0.00	10,948.10	New	1 Series	Commercial	
274	July - 19	Dec - 15	87,588.00	54,816.57	0.00	54,816.57	New	7 Series	Private	
275	July - 19	June - 16	13,017.10	9,268.64	6,260.05	3,008.59	Used	Non BMW Group (incl. Motorcycles)	Private	
276	July - 19	June - 15	31,859.41	23,093.24	19,867.19	3,226.05	Used	Non BMW Group (incl. Motorcycles)	Commercial	
277	July - 19	Dec - 15	8,162.80	2,057.55	619.08	1,438.47	Used	1 Series	Private	
278	July - 19	Apr - 14	18,034.51	6,414.74	4,286.05	2,128.69	Used	5 Series	Commercial	
279	July - 19	Dec - 15	36,886.73	28,597.38	0.00	28,597.38	New	3 Series	Private	
280	July - 19	June - 16	6,800.35	630.83	221.54	409.29	Used	1 Series	Commercial	
281	July - 19	Dec - 15	11,586.12	7,288.67	4,991.04	2,297.63	Used	1 Series	Private	
282	July - 19	May - 16	24,190.83	15,972.46	9,615.09	6,357.37	Used	X1 Series	Private	
283	July - 19	Apr - 16	24,584.99	10,517.35	-79.95	10,597.30	New	1 Series	Commercial	
284	July - 19	Mar - 16	19,502.03	14,893.54	13,369.53	1,524.01	Used	X6 Series	Private	
285	July - 19	Dec - 15	9,561.90	1,037.84	486.66	551.18	Used	5 Series	Private	
286	July - 19	Feb - 16	35,838.79	26,176.02	21,027.48	5,148.54	Used	7 Series	Private	
287	July - 19	May - 16	21,920.39	15,789.40	10,051.22	5,738.18	New	Other BMW Group	Private	
288	July - 19	Mar - 16	37,743.76	26,968.79	6,241.34	20,727.45	Used	X5 Series	Commercial	

Compartment German Auto Loans 5

Monthly Investor Report



Rolls-Royce
Motor Cars Limited

Reporting Date	Sept 11, 2019		
Payment Date	Sept 20, 2019		
Period No	35		
Monthly Period	Aug 31, 2019		
Interest Period	From	Aug 20, 2019	to Sept 20, 2019 = 31 days

9. Defaulted Amount & Recovery Amount - Loan Level Data*

	Month / Year of Default	Month / Year of Loan Origination	Principal Balance (Initial in EUR)	Principal Balance of Loan at Default (in EUR)	Recovery Total (in EUR)	Principal Balance End of Period (in EUR)	Object Type (new / used)	Vehicle Series	Customer Type (private / commercial)	Out of Deal (Month / Year)
289	July - 19	Apr - 16	13,513.12	9,582.73	6,148.11	3,434.62	Used	MINI	Commercial	
290	Aug - 19	June - 16	67,716.91	51,072.62	34,033.61	17,039.01	New	7 Series	Private	
291	Aug - 19	Jan - 16	24,019.32	18,107.87	0.00	18,107.87	Used	5 Series	Private	
292	Aug - 19	June - 16	24,778.29	14,206.13	12,151.22	2,054.91	Used	3 Series	Private	
293	Aug - 19	Mav - 16	16,779.79	11,890.21	7,099.22	4,790.99	Used	X1 Series	Private	
294	Aug - 19	Mar - 16	26,396.56	17,265.05	12,688.72	4,576.33	Used	5 Series	Private	
295	Aug - 19	Apr - 16	26,195.66	17,732.99	0.00	17,732.99	Used	1 Series	Private	
296	Aug - 19	Jan - 16	20,573.37	10,065.45	0.00	10,065.45	New	1 Series	Commercial	
297	Aug - 19	Dec - 15	11,818.44	1,451.69	256.68	1,195.01	Used	3 Series	Private	
298	Aug - 19	June - 16	30,809.67	17,360.76	14,500.00	2,860.76	Used	X5 Series	Private	
299	Aug - 19	Oct - 15	25,825.30	14,521.14	1,161.30	13,359.84	Used	X3 Series	Commercial	
300	Aug - 19	Jan - 16	22,902.38	6,068.49	0.00	6,068.49	New	2 Series	Private	
301	Aug - 19	Sept - 14	15,501.27	9,662.54	300.00	9,362.54	Used	3 Series	Private	
302	Aug - 19	Jan - 14	22,361.37	9,762.70	578.83	9,183.87	Used	X5 Series	Commercial	
303	Aug - 19	Mav - 16	34,775.86	25,432.92	18,851.22	6,581.70	New	2 Series	Private	
304	Aug - 19	Mav - 16	34,630.59	23,357.64	16,100.00	7,257.64	New	MINI	Private	
305	Aug - 19	Mav - 16	78,865.00	56,580.21	0.00	56,580.21	New	3 Series	Commercial	
306	Mar - 17	June - 15	11,477.74	253.15	105.96	147.19	Used	X3 Series	Commercial	Mar - 17
307	Jan - 17	Mav - 14	15,875.79	15,875.79	14,998.26	877.53	Used	X6 Series	Commercial	May - 17
308	Feb - 17	Feb - 15	19,461.42	19,461.42	9,864.56	9,596.86	Used	5 Series	Commercial	May - 17
309	Mar - 17	Feb - 14	2,986.84	2,638.57	1,385.76	1,252.81	Used	Non BMW Group (incl. Motorcycles)	Commercial	May - 17
310	Mar - 17	June - 16	20,796.00	20,323.47	5,765.29	14,558.18	Used	3 Series	Private	May - 17
311	Mar - 17	June - 16	9,620.04	9,509.16	6,905.72	2,603.44	Used	1 Series	Commercial	May - 17
312	Mar - 17	June - 15	78,120.15	76,221.90	33,955.65	42,266.25	New	7 Series	Commercial	June - 17
313	Mar - 17	Mav - 16	34,482.06	33,887.95	32,501.03	1,468.77	Used	5 Series	Private	June - 17
314	Mar - 17	Feb - 14	19,225.53	18,377.08	12,637.86	5,739.22	New	3 Series	Private	June - 17
315	Mar - 17	Apr - 15	22,146.23	21,646.23	19,986.08	1,660.15	Used	7 Series	Commercial	June - 17
316	June - 17	Feb - 15	18,007.15	18,007.15	4,964.94	13,042.21	Used	Non BMW Group (incl. Motorcycles)	Commercial	July - 17
317	Apr - 17	Apr - 16	34,584.26	33,045.47	22,006.95	11,131.17	Used	X1 Series	Private	Aug - 17
318	Mav - 17	Aug - 13	8,075.14	7,876.18	5,326.03	2,550.15	Used	1 Series	Private	Aug - 17
319	Mav - 17	Sept - 14	16,038.63	15,844.57	6,293.72	9,550.85	Used	1 Series	Private	Aug - 17
320	Mav - 17	Mav - 14	19,500.30	18,567.07	8,514.93	10,052.14	New	MINI	Commercial	Aug - 17
321	Aug - 17	Feb - 14	28,100.80	3,457.52	1,940.45	1,517.07	New	X1 Series	Commercial	Aug - 17
322	Aug - 17	Sept - 15	5,565.68	4,453.12	1,644.27	2,808.85	Used	5 Series	Commercial	Aug - 17
323	June - 17	Apr - 15	6,051.40	5,305.26	4,364.99	940.27	Used	3 Series	Private	Sept - 17
324	June - 17	June - 16	6,514.20	5,797.50	4,132.83	1,664.67	Used	5 Series	Commercial	Sept - 17

Compartment German Auto Loans 5

Monthly Investor Report



Rolls-Royce
Motor Cars Limited

Reporting Date	Sept 11, 2019		
Payment Date	Sept 20, 2019		
Period No	35		
Monthly Period	Aug 31, 2019		
Interest Period	From	Aug 20, 2019	to Sept 20, 2019 = 31 days

9. Defaulted Amount & Recovery Amount - Loan Level Data*

	Month / Year of Default	Month / Year of Loan Origination	Principal Balance (Initial in EUR)	Principal Balance of Loan at Default (in EUR)	Recovery Total (in EUR)	Principal Balance End of Period (in EUR)	Object Type (new / used)	Vehicle Series	Customer Type (private / commercial)	Out of Deal (Month / Year)
325	June - 17	June - 16	45,409.17	43,639.09	39,071.05	4,568.04	Used	X5 Series	Commercial	Sept - 17
326	June - 17	Mar - 15	7,355.16	6,363.22	5,661.36	701.86	Used	MINI	Commercial	Sept - 17
327	Sept - 17	June - 13	10,565.35	6,437.99	1,092.97	5,345.02	Used	3 Series	Private	Sept - 17
328	July - 17	Jan - 15	36,337.14	33,642.50	26,541.52	7,100.98	Used	X6 Series	Commercial	Oct - 17
329	July - 17	Aug - 14	11,432.49	10,970.07	8,952.54	2,017.53	Used	1 Series	Private	Oct - 17
330	July - 17	June - 16	32,057.68	30,926.11	22,553.95	8,372.16	Used	5 Series	Commercial	Oct - 17
331	July - 17	June - 14	23,857.46	22,798.66	20,988.39	1,810.27	New	2 Series	Private	Oct - 17
332	Oct - 17	Dec - 12	31,716.86	5,241.02	1,066.04	4,174.98	Used	5 Series	Commercial	Oct - 17
333	Aug - 17	Feb - 16	9,744.09	8,876.56	6,511.18	2,365.38	Used	Non BMW Group (incl. Motorcycles)	Private	Nov - 17
334	Aug - 17	July - 15	24,347.95	23,104.32	21,119.95	1,984.37	New	MINI	Commercial	Nov - 17
335	Aug - 17	May - 16	26,192.98	24,952.67	20,153.87	4,798.80	New	2 Series	Commercial	Nov - 17
336	Aug - 17	Apr - 16	5,463.91	4,720.01	3,062.42	1,657.59	Used	Non BMW Group (incl. Motorcycles)	Commercial	Nov - 17
337	Aug - 17	Mar - 16	45,113.29	42,738.69	33,461.98	9,276.71	Used	5 Series	Private	Nov - 17
338	Aug - 17	Feb - 16	42,113.63	40,302.52	30,798.34	9,629.79	New	3 Series	Private	Nov - 17
339	Aug - 17	Aug - 15	48,249.44	45,035.94	29,691.05	15,344.89	Used	X6 Series	Commercial	Nov - 17
340	Sept - 17	Feb - 16	20,247.77	17,808.67	13,361.76	4,446.91	Used	X5 Series	Commercial	Nov - 17
341	Nov - 17	Nov - 14	27,560.01	247.88	30.40	217.48	New	MINI	Private	Nov - 17
342	Sept - 17	May - 14	29,521.04	27,670.66	19,834.14	7,836.52	New	5 Series	Commercial	Dec - 17
343	Sept - 17	Jan - 16	13,087.92	11,994.43	10,290.61	1,703.82	New	Other BMW Group	Commercial	Dec - 17
344	Dec - 17	June - 14	17,681.36	2,325.59	735.91	1,589.68	New	MINI	Commercial	Dec - 17
345	Sept - 17	Jan - 15	14,067.97	11,753.08	10,676.73	1,076.35	Used	5 Series	Commercial	Jan - 18
346	Oct - 17	Aug - 14	10,800.18	8,596.26	5,824.34	2,771.92	Used	X3 Series	Commercial	Jan - 18
347	Oct - 17	May - 15	25,171.60	23,691.11	14,753.08	8,938.03	New	MINI	Private	Jan - 18
348	Oct - 17	Feb - 16	25,784.58	23,069.68	14,483.17	8,586.51	Used	5 Series	Commercial	Jan - 18
349	Oct - 17	July - 14	9,242.28	8,014.92	4,112.85	3,902.07	Used	1 Series	Private	Jan - 18
350	Nov - 17	Aug - 14	14,873.78	13,492.98	11,003.73	2,489.25	Used	X1 Series	Private	Jan - 18
351	Nov - 17	Mar - 15	18,159.26	17,785.02	11,118.83	6,666.19	New	MINI	Private	Jan - 18
352	Nov - 17	Nov - 15	22,683.72	20,803.26	13,055.48	7,747.78	New	1 Series	Commercial	Feb - 18
353	Nov - 17	Sept - 15	15,863.34	13,615.99	11,190.21	2,425.78	Used	1 Series	Private	Feb - 18
354	Nov - 17	Oct - 15	44,733.24	40,381.09	25,577.89	14,803.20	New	5 Series	Commercial	Feb - 18
355	Nov - 17	May - 15	17,363.08	16,494.34	16,369.61	124.73	Used	3 Series	Private	Feb - 18
356	Dec - 17	Sept - 15	19,652.27	16,908.97	10,227.58	6,681.39	Used	X1 Series	Commercial	Mar - 18
357	Dec - 17	Apr - 16	42,530.43	36,498.11	26,127.13	10,370.98	New	4 Series	Commercial	Mar - 18
358	Dec - 17	June - 14	27,651.96	23,693.29	13,972.10	9,721.19	Used	5 Series	Private	Mar - 18
359	Dec - 17	Mar - 16	48,918.53	42,868.97	28,793.08	14,075.89	Used	6 Series	Commercial	Mar - 18
360	Jan - 18	June - 16	38,486.40	33,698.46	17,556.76	16,141.70	New	3 Series	Commercial	Apr - 18

Compartment German Auto Loans 5
Monthly Investor Report



Rolls-Royce
Motor Cars Limited

Reporting Date	Sept 11, 2019			
Payment Date	Sept 20, 2019			
Period No	35			
Monthly Period	Aug 31, 2019			
Interest Period	From	Aug 20, 2019	to	Sept 20, 2019 = 31 days

9. Defaulted Amount & Recovery Amount - Loan Level Data*

	Month / Year of Default	Month / Year of Loan Origination	Principal Balance (Initial in EUR)	Principal Balance of Loan at Default (in EUR)	Recovery Total (in EUR)	Principal Balance End of Period (in EUR)	Object Type (new / used)	Vehicle Series	Customer Type (private / commercial)	Out of Deal (Month / Year)
361	Jan - 18	June - 16	24,834.16	22,069.00	15,821.35	6,247.65	Used	MINI	Private	Apr - 18
362	Jan - 18	May - 16	7,117.64	6,504.06	5,804.51	699.55	Used	Other BMW Group	Private	Apr - 18
363	Jan - 18	Dec - 15	24,572.88	21,020.68	15,343.08	5,677.60	Used	5 Series	Commercial	Apr - 18
364	Jan - 18	Sept - 13	17,022.49	14,523.74	10,547.76	3,975.98	New	MINI	Private	Apr - 18
365	Feb - 18	Jan - 16	40,691.74	37,619.53	23,861.95	13,757.58	New	4 Series	Commercial	Apr - 18
366	Aug - 17	June - 13	13,622.63	11,947.72	9,516.05	2,431.67	New	1 Series	Commercial	May - 18
367	Feb - 18	May - 16	30,156.58	25,187.72	17,558.56	7,629.16	Used	5 Series	Commercial	May - 18
368	Feb - 18	Aug - 15	20,916.38	18,657.31	14,089.46	4,567.85	Used	5 Series	Private	May - 18
369	Feb - 18	Dec - 14	9,960.07	8,690.83	7,171.97	1,518.86	New	Non BMW Group (incl. Motorcycles)	Commercial	May - 18
370	Feb - 18	Feb - 16	10,109.11	9,132.11	8,592.12	539.99	Used	1 Series	Private	May - 18
371	Mar - 18	Dec - 14	33,583.98	27,774.90	17,298.49	10,476.41	New	2 Series	Commercial	May - 18
372	Mar - 18	May - 14	23,058.17	18,543.92	12,828.77	5,715.15	Used	5 Series	Private	May - 18
373	May - 18	July - 15	26,595.82	8,887.58	1,794.66	7,092.92	Used	3 Series	Private	May - 18
374	May - 18	May - 16	51,323.25	67.20	63.85	3.35	New	4 Series	Commercial	May - 18
375	Feb - 18	Apr - 16	38,857.59	35,690.54	21,544.47	14,146.07	New	Non BMW Group (incl. Motorcycles)	Private	June - 18
376	Mar - 18	Sept - 15	21,074.35	17,252.20	10,101.77	7,150.43	Used	Non BMW Group (incl. Motorcycles)	Private	June - 18
377	Mar - 18	June - 16	46,280.34	44,233.76	36,333.06	7,900.70	New	2 Series	Private	June - 18
378	Mar - 18	Feb - 14	12,228.83	10,184.92	9,646.13	538.79	Used	MINI	Private	June - 18
379	Mar - 18	Nov - 12	12,180.51	9,576.45	4,584.16	4,992.29	Used	3 Series	Private	June - 18
380	Mar - 18	Apr - 15	20,525.83	17,116.62	10,965.42	6,151.20	Used	3 Series	Private	June - 18
381	Mar - 18	June - 16	21,168.62	18,237.59	13,778.57	4,459.02	Used	1 Series	Private	June - 18
382	Apr - 18	Mar - 16	51,268.22	47,603.23	0.00	47,819.87	New	4 Series	Private	June - 18
383	Apr - 18	Mar - 16	80,178.42	70,803.43	44,749.05	26,054.38	New	7 Series	Commercial	June - 18
384	Mar - 18	Feb - 15	19,249.48	15,339.90	13,566.98	1,772.92	New	MINI	Private	July - 18
385	Apr - 18	July - 15	9,648.30	7,169.14	3,112.67	4,056.47	Used	Non BMW Group (incl. Motorcycles)	Private	July - 18
386	Apr - 18	May - 16	30,026.33	26,627.45	20,552.02	6,075.43	Used	7 Series	Private	July - 18
387	Apr - 18	May - 16	20,723.15	18,689.85	16,031.91	2,657.94	Used	2 Series	Commercial	July - 18
388	May - 18	Mar - 15	27,069.70	21,663.72	15,636.04	6,027.68	New	5 Series	Commercial	July - 18
389	Mar - 18	Mar - 16	22,036.56	19,540.84	14,859.23	4,681.61	New	2 Series	Commercial	Aug - 18
390	May - 18	June - 16	38,697.21	32,323.82	23,243.07	9,080.75	Used	X5 Series	Commercial	Aug - 18
391	May - 18	Mar - 14	13,322.30	9,037.93	8,122.34	915.59	Used	3 Series	Commercial	Aug - 18
392	May - 18	Apr - 16	14,054.62	11,808.13	7,560.79	4,247.34	Used	1 Series	Commercial	Aug - 18
393	June - 18	June - 14	13,008.29	10,129.19	7,794.52	2,334.67	Used	MINI	Private	Sept - 18
394	June - 18	Feb - 16	8,171.54	5,903.39	4,851.43	1,051.96	Used	5 Series	Private	Sept - 18
395	July - 18	Feb - 16	19,362.91	12,788.02	8,476.15	4,311.87	New	Other BMW Group	Commercial	Sept - 18
396	Sept - 18	Apr - 14	12,918.01	7,578.70	1,428.47	6,150.23	Used	1 Series	Private	Sept - 18

Compartment German Auto Loans 5
Monthly Investor Report



Rolls-Royce
Motor Cars Limited

Reporting Date	Sept 11, 2019			
Payment Date	Sept 20, 2019			
Period No	35			
Monthly Period	Aug 31, 2019			
Interest Period	From	Aug 20, 2019	to	Sept 20, 2019 = 31 days

9. Defaulted Amount & Recovery Amount - Loan Level Data*

	Month / Year of Default	Month / Year of Loan Origination	Principal Balance (Initial in EUR)	Principal Balance of Loan at Default (in EUR)	Recovery Total (in EUR)	Principal Balance End of Period (in EUR)	Object Type (new / used)	Vehicle Series	Customer Type (private / commercial)	Out of Deal (Month / Year)
397	Apr - 18	Sept - 14	28,337.42	22,763.81	17,663.80	5,100.01	New	X1 Series	Private	Oct - 18
398	Apr - 18	Jan - 16	21,583.36	18,070.34	11,625.77	6,444.57	Used	3 Series	Commercial	Oct - 18
399	May - 18	June - 16	27,549.41	23,776.89	15,131.73	8,645.16	New	MINI	Commercial	Oct - 18
400	July - 18	Apr - 15	13,025.54	8,196.04	6,842.52	1,353.52	Used	MINI	Commercial	Oct - 18
401	July - 18	Apr - 15	19,703.22	14,441.30	12,648.40	1,792.90	Used	5 Series	Private	Oct - 18
402	Aug - 18	June - 15	12,680.22	7,141.65	855.41	6,286.24	New	Other BMW Group	Commercial	Nov - 18
403	Aug - 18	June - 16	21,145.94	17,603.85	11,065.41	6,538.44	Used	X5 Series	Commercial	Nov - 18
404	Aug - 18	Aug - 15	24,086.21	18,907.88	13,167.93	5,794.03	Used	3 Series	Private	Nov - 18
405	Aug - 18	Apr - 16	10,767.46	9,056.98	7,407.73	1,649.25	New	Other BMW Group	Private	Nov - 18
406	Aug - 18	June - 15	36,835.47	31,300.61	20,030.38	11,270.23	New	5 Series	Commercial	Nov - 18
407	Aug - 18	Apr - 16	24,800.50	20,253.92	15,158.58	5,095.34	Used	3 Series	Private	Nov - 18
408	Sept - 18	Apr - 16	21,478.24	16,688.24	11,592.48	5,095.76	Used	5 Series	Commercial	Nov - 18
409	Sept - 18	Apr - 16	33,154.99	21,849.66	19,230.55	2,619.11	Used	5 Series	Commercial	Nov - 18
410	Sept - 18	Mar - 16	23,114.29	18,689.07	11,556.70	7,132.37	Used	3 Series	Commercial	Dec - 18
411	Oct - 18	Mar - 15	37,872.62	1,154.76	749.23	405.53	New	X3 Series	Commercial	Dec - 18
412	Oct - 18	Feb - 16	20,380.06	17,130.17	15,096.22	2,033.95	New	Other BMW Group	Private	Jan - 19
413	Oct - 18	Sept - 15	16,755.29	12,492.35	10,638.79	1,853.56	New	1 Series	Private	Jan - 19
414	Oct - 18	May - 16	30,002.78	22,428.52	9,085.69	13,342.83	Used	5 Series	Commercial	Jan - 19
415	July - 17	Dec - 15	18,773.22	17,757.38	11,545.99	6,211.39	Used	1 Series	Private	Feb - 19
416	Oct - 18	Feb - 15	27,110.19	20,475.97	16,450.92	4,025.05	Used	X6 Series	Commercial	Feb - 19
417	Nov - 18	Mar - 15	19,160.75	14,557.33	7,101.09	7,456.24	Used	5 Series	Private	Feb - 19
418	Nov - 18	May - 16	30,832.63	27,498.18	17,695.56	9,802.62	New	2 Series	Commercial	Feb - 19
419	Apr - 18	Mar - 15	23,901.58	20,637.10	14,351.66	6,285.44	New	X1 Series	Commercial	Mar - 19
420	July - 18	Aug - 13	20,173.07	15,147.39	11,101.39	4,046.00	Used	7 Series	Commercial	Mar - 19
421	Dec - 18	Aug - 15	19,841.42	15,258.09	13,758.32	1,499.77	Used	5 Series	Private	Mar - 19
422	Dec - 18	July - 13	20,128.03	12,725.51	9,967.88	2,757.63	New	1 Series	Private	Mar - 19
423	Mar - 19	Jan - 14	18,570.45	12,096.64	11,899.98	196.66	Used	5 Series	Private	Mar - 19
424	Nov - 18	Feb - 16	18,045.53	13,485.83	11,740.81	1,776.69	Used	MINI	Private	Apr - 19
425	Jan - 19	June - 16	41,637.54	34,938.01	18,335.07	16,602.94	New	2 Series	Commercial	Apr - 19
426	Feb - 19	Nov - 13	11,935.60	6,896.08	2,872.93	4,023.15	Used	3 Series	Private	May - 19
427	Mar - 19	June - 16	23,185.48	17,749.96	11,341.50	6,408.46	Used	3 Series	Commercial	May - 19
428	Mar - 19	Aug - 15	33,028.41	24,561.79	17,997.27	6,564.52	Used	X6 Series	Commercial	May - 19
429	Jan - 19	June - 16	13,025.56	10,442.92	6,314.16	4,128.76	Used	Non BMW Group (incl. Motorcycles)	Private	June - 19
430	Jan - 19	Nov - 15	17,440.72	11,790.61	11,198.28	592.33	Used	5 Series	Private	June - 19
431	Mar - 19	June - 15	21,832.71	15,231.11	10,732.44	4,498.67	Used	X5 Series	Commercial	June - 19
432	June - 19	May - 16	9,218.97	5,894.48	-158.86	6,053.34	Used	Non BMW Group (incl. Motorcycles)	Private	June - 19

Compartment German Auto Loans 5
Monthly Investor Report



Rolls-Royce
Motor Cars Limited

Reporting Date	Sept 11, 2019		
Payment Date	Sept 20, 2019		
Period No	35		
Monthly Period	Aug 31, 2019		
Interest Period	From	Aug 20, 2019	to Sept 20, 2019 = 31 days

9. Defaulted Amount & Recovery Amount - Loan Level Data*

	Month / Year of Default	Month / Year of Loan Origination	Principal Balance (Initial in EUR)	Principal Balance of Loan at Default (in EUR)	Recovery Total (in EUR)	Principal Balance End of Period (in EUR)	Object Type (new / used)	Vehicle Series	Customer Type (private / commercial)	Out of Deal (Month / Year)
433	Jan - 19	Aug - 15	21,480.67	15,918.77	7,815.51	8,185.56	Used	Non BMW Group (incl. Motorcycles)	Commercial	July - 19
434	Feb - 19	Jan - 16	14,236.36	10,442.79	8,025.23	2,417.56	Used	1 Series	Private	July - 19
435	Feb - 19	Apr - 16	18,525.12	13,900.91	6,279.10	7,621.81	Used	3 Series	Private	July - 19
436	Mar - 19	Dec - 15	29,408.50	21,425.77	10,746.63	10,679.14	New	MINI	Commercial	July - 19
437	Mar - 19	June - 16	22,879.88	17,694.70	11,447.86	6,246.84	New	1 Series	Commercial	July - 19
438	Mar - 19	Jan - 16	61,384.39	45,283.32	37,587.32	7,696.00	New	4 Series	Commercial	July - 19
439	Mar - 19	Dec - 15	16,443.35	12,060.33	5,709.16	6,351.17	Used	3 Series	Private	July - 19
440	Mar - 19	June - 16	53,220.83	40,837.42	17,976.90	22,860.52	Used	5 Series	Commercial	July - 19
441	Mar - 19	Dec - 15	26,541.99	17,574.34	14,050.76	3,523.58	Used	5 Series	Private	July - 19
442	Apr - 19	May - 16	63,256.66	51,645.92	41,944.75	9,701.17	New	X6 Series	Commercial	July - 19
443	Apr - 19	Mar - 16	25,266.70	17,428.12	15,335.15	2,092.97	New	MINI	Private	July - 19
444	Apr - 19	Feb - 16	19,417.91	10,714.47	8,575.91	2,138.56	New	MINI	Private	July - 19
445	Dec - 18	Apr - 16	63,159.42	57,399.19	44,307.82	13,268.50	New	7 Series	Private	Aug - 19
446	Apr - 19	Dec - 14	18,301.78	11,233.51	4,807.66	6,425.85	Used	5 Series	Commercial	Aug - 19
447	May - 19	June - 16	9,187.10	5,490.36	4,243.93	1,246.43	Used	X3 Series	Private	Aug - 19
448	May - 19	Feb - 16	17,196.09	12,168.08	11,043.28	1,124.80	New	MINI	Private	Aug - 19
449	May - 19	Feb - 16	22,569.45	16,801.49	10,922.90	5,878.59	Used	X1 Series	Private	Aug - 19
450	May - 19	Nov - 15	17,515.05	11,019.11	8,471.11	2,548.00	Used	5 Series	Private	Aug - 19
451	May - 19	Apr - 16	14,941.49	8,972.62	6,829.83	2,142.79	Used	1 Series	Commercial	Aug - 19
452	May - 19	Feb - 16	68,367.71	47,745.35	37,273.54	10,471.81	New	7 Series	Commercial	Aug - 19
453	June - 19	Mar - 16	17,446.42	12,318.82	11,021.15	1,297.67	Used	3 Series	Private	Aug - 19
454	June - 19	May - 16	18,564.22	12,989.21	7,491.51	5,497.70	Used	3 Series	Commercial	Aug - 19
455	Aug - 19	Apr - 16	3,483.02	122.10	32.62	89.48	Used	MINI	Commercial	Aug - 19
456	Aug - 19	Apr - 16	4,216.29	147.81	42.99	104.82	Used	MINI	Commercial	Aug - 19
457	Aug - 19	June - 16	13,178.29	221.06	37.84	183.22	Used	MINI	Private	Aug - 19

*Applicable only if loans have defaulted. Does not include defaulted amounts less than 10 EUR.

Compartment German Auto Loans 5
Monthly Investor Report



Rolls-Royce
Motor Cars Limited

Reporting Date	Sept 11, 2019		
Payment Date	Sept 20, 2019		
Period No	35		
Monthly Period	Aug 31, 2019		
Interest Period	From	Aug 20, 2019	to Sept 20, 2019 = 31 days

10. Outstanding Note Balance

1. Note Balance	All Notes	Class A	Class B
Initial Note Information			
ISIN code		XS1484801763	XS1484802142
Currency		EUR	EUR
Legal final maturity		Oct 2023	Oct 2023
Rating (Fitch / Moody's / S&P/DBRS)		AAA/Aaa/N/A/N/A	N/A/N/A/N/A/N/A
Initial notes aggregate principal outstanding balance in EUR	1,075,300,000.00	1,000,000,000.00	75,300,000.00
Nominal amount per note in EUR		100,000.00	100,000.00
Initial number of notes per class in EUR		10,000	753
Current Note Information			
Notes aggregate principal outstanding balance in EUR - BoP	65,436,722.71	0.00	65,436,722.71
Available distribution amount in EUR	12,665,266.21		
Redemption per class in EUR		0.00	12,596,384.97
Redemption per note in EUR		0.00	16,728.27
Notes aggregate principal outstanding balance in EUR - EoP	52,840,337.74	0.00	52,840,337.74
Current pool factor		0.00	0.70
2. Payments to Investor per Note		Class A	Class B
Interest Type		Floating Rate	Fixed Rate
Reference Rate		1M_EURIBOR	NONE
Actual Interest Rate		-0.423%	NONE
Spread		0.400%	NONE
Coupon		0.000%*	1.000%
Day count fraction		Actual/360	Actual/360
Interest days		31 days	31 days
Principal outstanding per note in EUR - BoP		0.00	86,901.36
Principal repayment per note in EUR		0.00	16,728.27
Principal outstanding per note in EUR - EoP		0.00	70,173.09
Interest payment per Note in EUR		0.00	74.83

* rate is floored at 0.000%, the theoretical negative interest rate is -0.023%.

Compartment German Auto Loans 5
Monthly Investor Report



Rolls-Royce
 Motor Cars Limited

Reporting Date	Sept 11, 2019			
Payment Date	Sept 20, 2019			
Period No	35			
Monthly Period	Aug 31, 2019			
Interest Period	From	Aug 20, 2019	to	Sept 20, 2019 = 31 days

10. Outstanding Note Balance

3. Credit Enhancement	Initial Period (in EUR)	Initial CE (in %)	Current Period (in EUR)	Current CE (in %)
Class A	1,000,000,000.00	7.50	0.00	100.00
Class B	75,300,000.00	0.50	52,840,337.74	52.22
Cash Reserve (+ Overcollateralisation)	5,379,959.75	0.00	57,761,167.94	0.00

"In its capacity as originator and lender, BMW Bank GmbH complies with the retention requirement of a material net economic interest in accordance with Art. 405 CRR. A minimum of 5.0% of the net economic interest will be retained throughout the life of the transaction in form of retention of the Class B Notes and the Subordinated Loan."

4. Clean-Up Call Option

If the aggregate outstanding principal balance has been reduced to less than 10% of the aggregate outstanding principal balance at the Issue Date, the seller will have the option under the receivables purchase Agreement to acquire all outstanding purchased receivables.

Aggregate outstanding principal balance at end of period (in EUR)	110,601,505.68
Clean-Up option exercisable	No

Compartment German Auto Loans 5
Monthly Investor Report



Rolls-Royce
 Motor Cars Limited

Reporting Date	Sept 11, 2019			
Payment Date	Sept 20, 2019			
Period No	35			
Monthly Period	Aug 31, 2019			
Interest Period	From	Aug 20, 2019	to	Sept 20, 2019 = 31 days

11. Original Principal Balance

Initial Portfolio as of origination of contract

Group (in EUR) (by Original Principal Balance)	Original principal balance (in EUR)	Original Principal Balance (in % of total)	Number of Contracts	Number of Contracts (in % of total)
0.00 - 5,000.00	6,992,674.68	0.56	1,862	3.10
5.000,01 - 10.000,00	64,956,645.53	5.18	8,288	13.79
10.000,01 - 15.000,00	146,836,978.81	11.70	11,642	19.37
15.000,01 - 20.000,00	202,190,645.60	16.11	11,518	19.16
20.000,01 - 25.000,00	212,735,086.38	16.95	9,471	15.76
25.000,01 - 30.000,00	183,995,892.42	14.66	6,707	11.16
30.000,01 - 35.000,00	136,384,047.80	10.87	4,213	7.01
35.000,01 - 40.000,00	90,221,057.97	7.19	2,416	4.02
40.000,01 - 45.000,00	58,755,377.74	4.68	1,385	2.30
45.000,01 - 50.000,00	39,632,006.73	3.16	838	1.39
50.000,01 - 55.000,00	28,130,280.93	2.24	537	0.89
55.000,01 - 60.000,00	23,199,116.97	1.85	403	0.67
> 60.000,00	60,851,137.78	4.85	831	1.38
Total	1,254,880,949.34	100.00	60,111	100.00

Average:	20,876.06
Min:	1,049.00
Max:	200,000.00

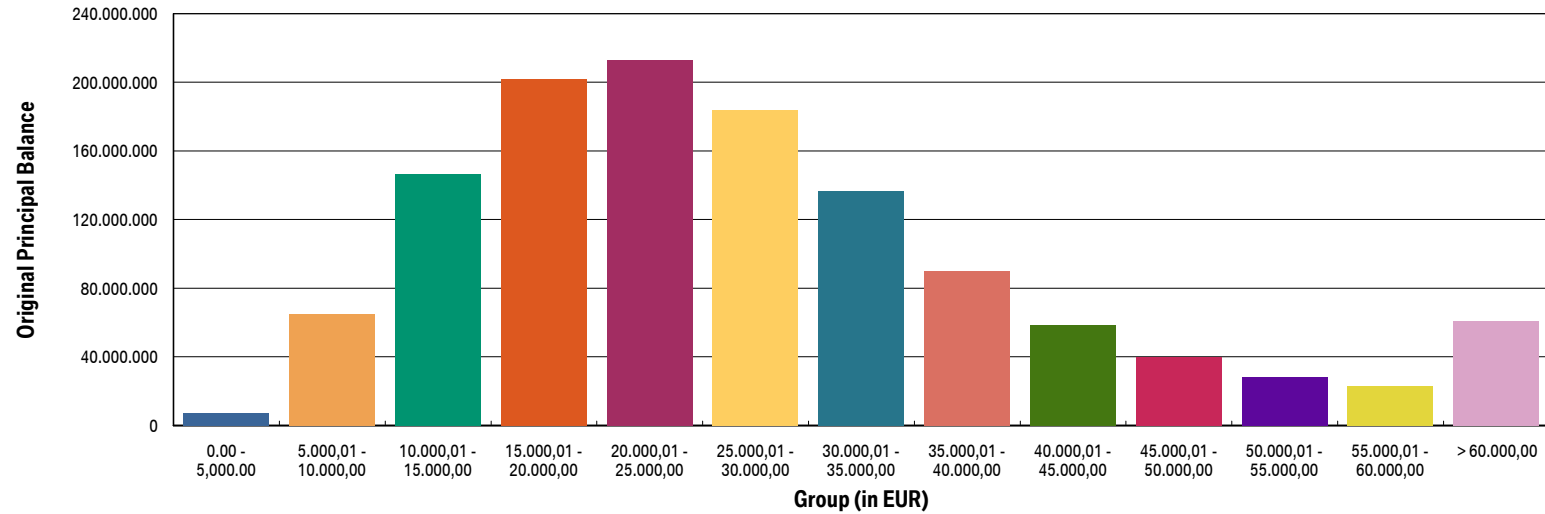
Compartment German Auto Loans 5
Monthly Investor Report



Rolls-Royce
 Motor Cars Limited

Reporting Date	Sept 11, 2019		
Payment Date	Sept 20, 2019		
Period No	35		
Monthly Period	Aug 31, 2019		
Interest Period	From	Aug 20, 2019	to Sept 20, 2019 = 31 days

11a. Original Principal Balance (graph)



Compartment German Auto Loans 5
Monthly Investor Report



Rolls-Royce
Motor Cars Limited

Reporting Date	Sept 11, 2019			
Payment Date	Sept 20, 2019			
Period No	35			
Monthly Period	Aug 31, 2019			
Interest Period	From	Aug 20, 2019	to	Sept 20, 2019 = 31 days

12. Aggregate Principal Balance

Initial Portfolio

Group (in EUR)	Aggregate Principal Balance (in EUR)	Aggregate Principal Balance (in % of total)	Number of Contracts	Number of Contracts (in % of total)
0.00 - 5,000.00	15,637,512.29	1.45	4,757	7.91
5.000,01 - 10.000,00	85,191,764.85	7.92	11,180	18.60
10.000,01 - 15.000,00	154,031,838.67	14.32	12,297	20.46
15.000,01 - 20.000,00	189,394,122.78	17.61	10,861	18.07
20.000,01 - 25.000,00	184,904,410.27	17.20	8,271	13.76
25.000,01 - 30.000,00	144,739,496.87	13.46	5,298	8.81
30.000,01 - 35.000,00	99,646,407.14	9.27	3,090	5.14
35.000,01 - 40.000,00	62,264,067.48	5.79	1,673	2.78
40.000,01 - 45.000,00	41,722,773.82	3.88	988	1.64
45.000,01 - 50.000,00	26,196,826.38	2.44	553	0.92
50.000,01 - 55.000,00	18,897,999.72	1.76	361	0.60
55.000,01 - 60.000,00	15,417,215.78	1.43	269	0.45
> 60.000,00	37,255,523.70	3.46	513	0.85
Total	1,075,299,959.75	100.00	60,111	100.00
Average:	17,888.57			
Min:	197.27			
Max:	187,245.56			

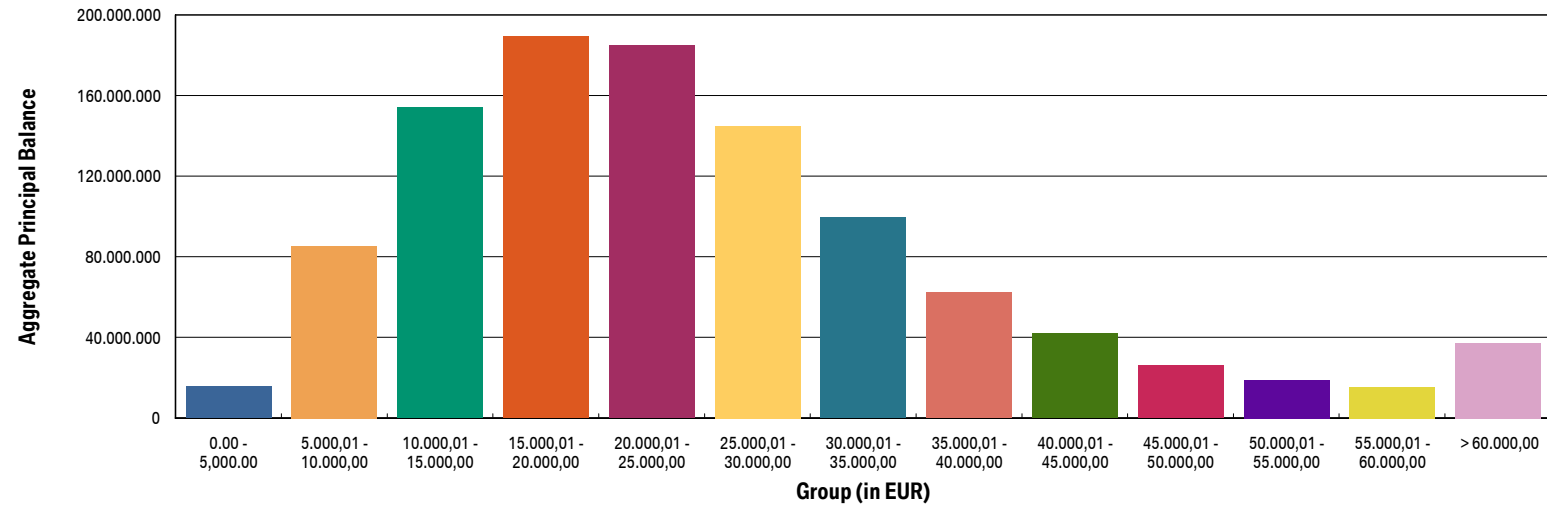
Compartment German Auto Loans 5
Monthly Investor Report



Rolls-Royce
 Motor Cars Limited

Reporting Date	Sept 11, 2019			
Payment Date	Sept 20, 2019			
Period No	35			
Monthly Period	Aug 31, 2019			
Interest Period	From	Aug 20, 2019	to	Sept 20, 2019 = 31 days

12a. Aggregate Principal Balance (graph)



Compartment German Auto Loans 5
Monthly Investor Report



Rolls-Royce
Motor Cars Limited

Reporting Date	Sept 11, 2019			
Payment Date	Sept 20, 2019			
Period No	35			
Monthly Period	Aug 31, 2019			
Interest Period	From	Aug 20, 2019	to	Sept 20, 2019 = 31 days

13. Aggregate Outstanding Principal Balance

Portfolio as of: Aug 31, 2019

Group (in EUR)	Aggregate Outstanding Principal Balance (in EUR)	Aggregate Outstanding Principal Balance (in % of total)	Number of Contracts	Number of Contracts (in % of total)
0.00 - 5,000.00	3,930,051.53	3.55	4,524	37.30
5,000,01 - 10,000,00	20,554,519.85	18.58	2,686	22.15
10,000,01 - 15,000,00	26,970,890.56	24.39	2,180	17.97
15,000,01 - 20,000,00	26,254,459.09	23.74	1,522	12.55
20,000,01 - 25,000,00	15,022,146.96	13.58	681	5.61
25,000,01 - 30,000,00	7,347,713.04	6.64	269	2.22
30,000,01 - 35,000,00	3,748,178.57	3.39	116	0.96
35,000,01 - 40,000,00	2,050,975.91	1.85	55	0.45
40,000,01 - 45,000,00	1,930,912.14	1.75	46	0.38
45,000,01 - 50,000,00	946,611.87	0.86	20	0.16
50,000,01 - 55,000,00	684,517.95	0.62	13	0.11
55,000,01 - 60,000,00	458,300.93	0.41	8	0.07
> 60,000,00	702,227.28	0.63	9	0.07
Total	110,601,505.68	100.00	12,129	100.00

WA:	9,118.76
Min:	0.00
Max:	97,583.12

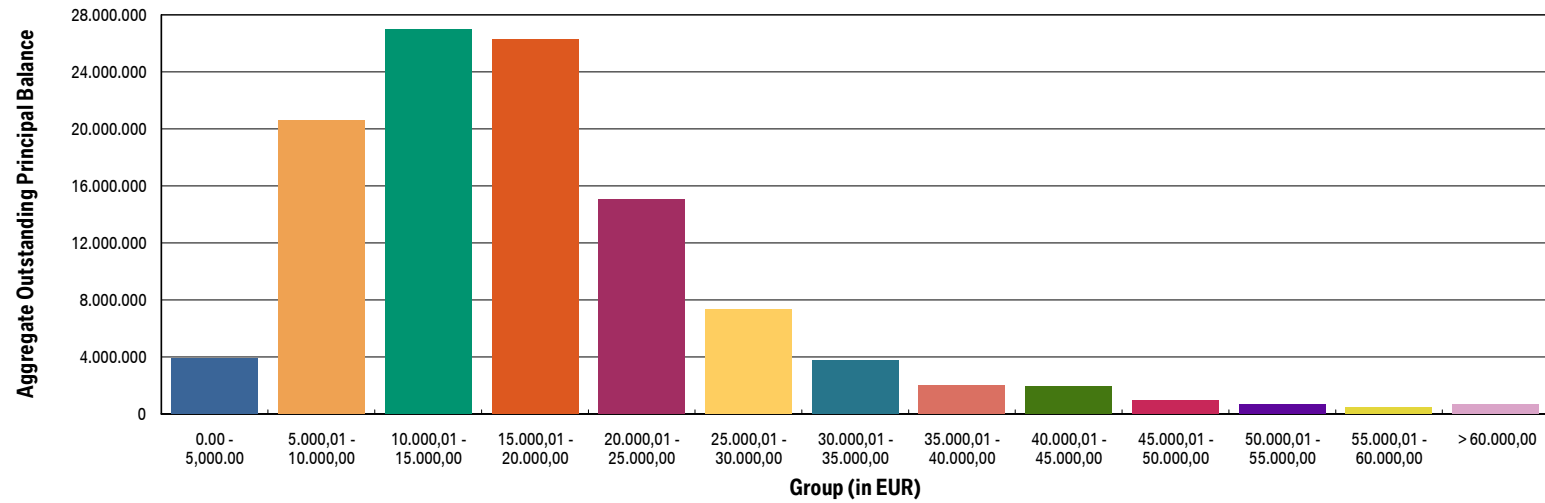
Compartment German Auto Loans 5
Monthly Investor Report



Rolls-Royce
 Motor Cars Limited

Reporting Date	Sept 11, 2019			
Payment Date	Sept 20, 2019			
Period No	35			
Monthly Period	Aug 31, 2019			
Interest Period	From	Aug 20, 2019	to	Sept 20, 2019 = 31 days

13a. Aggregate Outstanding Principal Balance (graph)



Compartment German Auto Loans 5
Monthly Investor Report



Rolls-Royce
Motor Cars Limited

Reporting Date	Sept 11, 2019				
Payment Date	Sept 20, 2019				
Period No	35				
Monthly Period	Aug 31, 2019				
Interest Period	From	Aug 20, 2019	to	Sept 20, 2019	= 31 days

14. Down Payments

Portfolio as of: Aug 31, 2019

Down Payment	Aggregate Outstanding Principal Balance (in EUR)	Aggregate Outstanding Principal Balance (in % of total)	Number of Contracts	Number of Contracts (in % of total)	Down Payment/ Purchase Price (in %)
No Down Payment	32,100,500.59	29.02	3,340	27.54	0.00
<=1000	3,234,684.81	2.92	390	3.22	4.25
1.000,01 - 2.000,00	7,419,300.00	6.71	956	7.88	8.83
2.000,01 - 3.000,00	9,012,650.68	8.15	1,091	8.99	12.30
3.000,01 - 4.000,00	7,303,704.73	6.60	888	7.32	16.18
4.000,01 - 5.000,00	11,410,373.89	10.32	1,298	10.70	18.08
5.000,01 - 6.000,00	6,512,486.24	5.89	712	5.87	20.39
6.000,01 - 7.000,00	5,574,526.50	5.04	593	4.89	22.06
7.000,01 - 8.000,00	4,966,762.49	4.49	523	4.31	23.87
8.000,01 - 9.000,00	2,595,488.78	2.35	281	2.32	26.21
9.000,01 - 10.000,00	6,800,446.76	6.15	658	5.43	26.73
10.000,01 - 11.000,00	1,502,251.90	1.36	150	1.24	25.94
11.000,01 - 12.000,00	2,027,455.72	1.83	213	1.76	29.80
12.000,01 - 13.000,00	1,415,469.67	1.28	149	1.23	30.48
13.000,01 - 14.000,00	858,965.40	0.78	97	0.80	35.31
14.000,01 - 15.000,00	2,475,587.20	2.24	228	1.88	31.57
> 15.000,00	5,390,850.32	4.87	562	4.63	38.37
Total	110,601,505.68	100.00	12,129	100.00	14.44

Minimum Down Payment:	85.00
Maximum Down Payment:	75,196.00
Average Down Payment:	4,841.96
Average Down Payment (customers that made a Down Payment):	6,682.01

Compartment German Auto Loans 5
Monthly Investor Report



Rolls-Royce
Motor Cars Limited

Reporting Date	Sept 11, 2019			
Payment Date	Sept 20, 2019			
Period No	35			
Monthly Period	Aug 31, 2019			
Interest Period	From	Aug 20, 2019	to	Sept 20, 2019 = 31 days

15. Borrower Concentration

Portfolio as of: Aug 31, 2019

Borrower (Top 20)	Aggregate Outstanding Principal Balance (in EUR)	Aggregate Outstanding Principal Balance (in % of total)	Number of Contracts	Number of Contracts (in % of total)
1	171,762.83	0.16	4	0.03
2	136,368.94	0.12	2	0.02
3	97,583.12	0.09	1	0.01
4	97,315.52	0.09	1	0.01
5	89,906.23	0.08	1	0.01
6	72,779.54	0.07	1	0.01
7	70,767.50	0.06	1	0.01
8	65,364.74	0.06	1	0.01
9	64,070.18	0.06	1	0.01
10	63,810.06	0.06	1	0.01
11	58,529.31	0.05	1	0.01
12	58,481.71	0.05	2	0.02
13	58,334.83	0.05	1	0.01
14	57,966.78	0.05	1	0.01
15	57,151.87	0.05	2	0.02
16	56,628.57	0.05	1	0.01
17	56,440.16	0.05	1	0.01
18	56,099.17	0.05	1	0.01
19	55,023.08	0.05	2	0.02
20	54,684.73	0.05	1	0.01
Total	1,499,068.87	1.36	27	0.22
Total Portfolio Balance	110,601,505.68			

Compartment German Auto Loans 5
Monthly Investor Report



Rolls-Royce
 Motor Cars Limited

Reporting Date	Sept 11, 2019			
Payment Date	Sept 20, 2019			
Period No	35			
Monthly Period	Aug 31, 2019			
Interest Period	From	Aug 20, 2019	to	Sept 20, 2019 = 31 days

16. Geographical Distribution

Initial Portfolio

Post code area	Aggregate Principal Balance (in EUR)	Aggregate Principal Balance (in % of total)	Number of Contracts	Number of contracts (in % of total)
post code area 0	62,617,569.26	5.82	3,345	5.56
post code area 1	64,724,058.05	6.02	3,484	5.80
post code area 2	97,006,840.29	9.02	5,418	9.01
post code area 3	98,527,721.89	9.16	5,720	9.52
post code area 4	128,542,597.69	11.95	7,277	12.11
post code area 5	122,357,440.82	11.38	6,987	11.62
post code area 6	136,120,871.07	12.66	7,500	12.48
post code area 7	129,822,542.48	12.07	7,512	12.50
post code area 8	143,826,273.79	13.38	7,707	12.82
post code area 9	91,754,044.41	8.53	5,161	8.59
Total	1,075,299,959.75	100.00	60,111	100.00

Compartment German Auto Loans 5
Monthly Investor Report



Rolls-Royce
Motor Cars Limited

Reporting Date	Sept 11, 2019			
Payment Date	Sept 20, 2019			
Period No	35			
Monthly Period	Aug 31, 2019			
Interest Period	From	Aug 20, 2019	to	Sept 20, 2019 = 31 days

16. Geographical Distribution

Portfolio as of: Aug 31, 2019

Post code area	Aggregate Outstanding Principal Balance (in EUR)	Aggregate Outstanding Principal Balance (in % of total)	Number of Contracts	Number of Contracts (in % of total)
post code area 0	6,599,977.06	5.97	733	6.04
post code area 1	7,511,476.05	6.79	790	6.51
post code area 2	10,155,362.25	9.18	1,057	8.71
post code area 3	10,837,226.76	9.80	1,208	9.96
post code area 4	11,806,176.78	10.67	1,355	11.17
post code area 5	12,937,749.45	11.70	1,412	11.64
post code area 6	14,192,622.41	12.83	1,578	13.01
post code area 7	13,662,725.35	12.35	1,517	12.51
post code area 8	14,080,260.29	12.73	1,489	12.28
post code area 9	8,723,406.57	7.89	976	8.05
post code area Others	94,522.71	0.09	14	0.12
Total	110,601,505.68	100.00	12,129	100.00

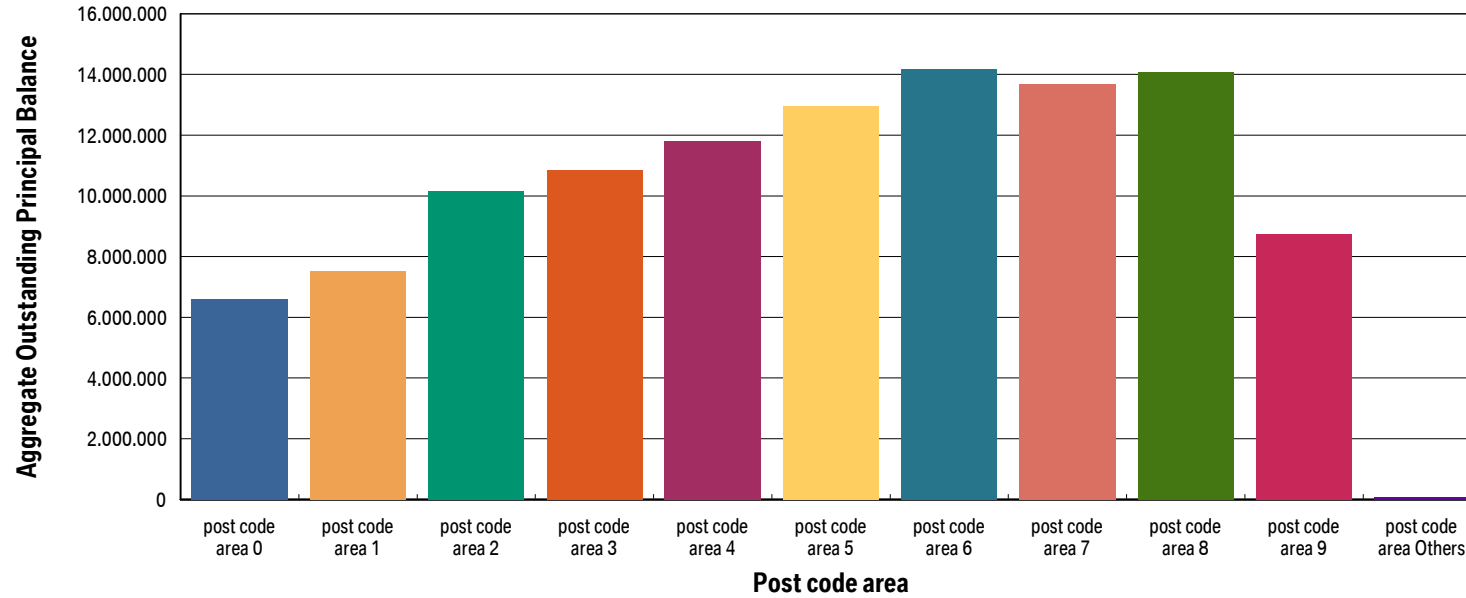
Compartment German Auto Loans 5
Monthly Investor Report



Rolls-Royce
 Motor Cars Limited

Reporting Date	Sept 11, 2019			
Payment Date	Sept 20, 2019			
Period No	35			
Monthly Period	Aug 31, 2019			
Interest Period	From	Aug 20, 2019	to	Sept 20, 2019 = 31 days

16a. Geographical Distribution (graph)



Compartment German Auto Loans 5
Monthly Investor Report



Rolls-Royce
Motor Cars Limited

Reporting Date	Sept 11, 2019			
Payment Date	Sept 20, 2019			
Period No	35			
Monthly Period	Aug 31, 2019			
Interest Period	From	Aug 20, 2019	to	Sept 20, 2019 = 31 days

17. Car Type & Customer Group

Initial Portfolio

Car Type	Aggregate Principal Balance (in EUR)	Aggregate Principal Balance (in % of total)	Number of Contracts	Number of Contracts (in % of total)
New	501,246,255.90	46.61	21,802	36.27
Used	574,053,703.85	53.39	38,309	63.73
Total	1,075,299,959.75	100.00	60,111	100.00

Customer Group	Aggregate Principal Balance (in EUR)	Aggregate Principal Balance (in % of total)	Number of Contracts	Number of Contracts (in % of total)
Commercial	292,082,204.46	27.16	12,141	20.20
Private Individual	783,217,755.29	72.84	47,970	79.80
Total	1,075,299,959.75	100.00	60,111	100.00

Compartment German Auto Loans 5
Monthly Investor Report



Rolls-Royce
 Motor Cars Limited

Reporting Date	Sept 11, 2019			
Payment Date	Sept 20, 2019			
Period No	35			
Monthly Period	Aug 31, 2019			
Interest Period	From	Aug 20, 2019	to	Sept 20, 2019 = 31 days

17. Car Type & Customer Group

Portfolio as of: Aug 31, 2019

Car Type	Aggregate Outstanding Principal Balance (in EUR)	Aggregate Outstanding Principal Balance (in % of total)	Number of Contracts	Number of Contracts (in % of total)
New	24,420,319.98	22.08	2,725	22.47
Used	86,181,185.70	77.92	9,404	77.53
Total	110,601,505.68	100.00	12,129	100.00

Customer Group	Aggregate Outstanding Principal Balance (in EUR)	Aggregate Outstanding Principal Balance (in % of total)	Number of Contracts	Number of Contracts (in % of total)
Commercial	23,719,121.52	21.45	2,011	16.58
Private Individual	86,882,384.16	78.55	10,118	83.42
Total	110,601,505.68	100.00	12,129	100.00

Compartment German Auto Loans 5
Monthly Investor Report



Rolls-Royce
 Motor Cars Limited

Reporting Date	Sept 11, 2019			
Payment Date	Sept 20, 2019			
Period No	35			
Monthly Period	Aug 31, 2019			
Interest Period	From	Aug 20, 2019	to	Sept 20, 2019 = 31 days

18. Delinquencies

Initial Portfolio

Days past due	Aggregate Principal Balance (in EUR)	Aggregate Principal Balance (in % of total)	Number of Contracts	Number of Contracts (in % of total)
1 - 30	0.00	0.00	0	0.00
31 - 60	0.00	0.00	0	0.00
61 - 90	0.00	0.00	0	0.00
91 - 120	0.00	0.00	0	0.00
> 120	0.00	0.00	0	0.00
Total	0.00	0.00	0	0.00

Portfolio as of: Aug 31, 2019

Days past due	Aggregate Outstanding Principal Balance (in EUR)	Aggregate Outstanding Principal Balance (in % of total)	Number of Contracts	Number of Contracts (in % of total)
1 - 30	1,365,521.23	1.23	98	0.81
31 - 60	677,655.52	0.61	36	0.30
61 - 90	520,694.44	0.47	31	0.26
91 - 120	328,493.77	0.30	18	0.15
> 120	681,712.49	0.62	49	0.40
Total	3,574,077.45	3.23	232	1.91

Compartment German Auto Loans 5
Monthly Investor Report



Rolls-Royce
Motor Cars Limited

Reporting Date	Sept 11, 2019				
Payment Date	Sept 20, 2019				
Period No	35				
Monthly Period	Aug 31, 2019				
Interest Period	From	Aug 20, 2019	to	Sept 20, 2019	= 31 days

18a. Delinquencies Analysis

Monthly Period	Performing (in EUR)	31-60 days past due (in EUR)	61-90 days past due (in EUR)	91-120 days past due (in EUR)	>120 days past due (in EUR)
Oct - 16	1,050,465,864.65	0.00	0.00	0.00	0.00
Nov - 16	1,023,168,246.00	73,694.72	0.00	0.00	0.00
Dec - 16	991,189,256.94	773,609.52	25,355.68	0.00	0.00
Jan - 17	960,589,390.63	716,892.79	322,067.14	25,355.68	0.00
Feb - 17	931,192,969.16	667,682.73	82,782.59	137,186.88	25,355.68
Mar - 17	896,855,587.60	940,464.94	131,588.11	7,876.18	162,542.56
Apr - 17	865,832,054.58	1,118,085.96	444,027.66	75,267.03	145,063.06
May - 17	832,607,506.57	1,061,121.62	423,641.71	307,962.49	119,869.46
June - 17	800,546,797.86	1,036,925.52	602,947.47	289,431.30	210,879.46
July - 17	769,306,387.22	1,259,034.62	545,847.32	367,084.79	309,145.59
Aug - 17	739,845,101.64	1,023,053.29	507,725.30	269,339.21	561,371.65
Sept - 17	712,293,859.88	1,146,323.49	501,842.44	277,873.93	526,390.90
Oct - 17	684,853,799.32	875,518.50	542,497.21	395,360.84	467,685.91
Nov - 17	657,686,184.62	1,155,926.74	419,283.64	248,012.34	523,206.35
Dec - 17	631,240,622.75	1,356,281.63	345,889.66	282,993.91	440,506.51
Jan - 18	604,923,287.18	960,207.97	475,008.65	199,500.54	404,017.84
Feb - 18	578,831,482.33	992,621.09	512,566.25	189,176.77	255,408.35
Mar - 18	550,863,808.86	925,722.88	445,929.54	229,389.94	258,707.73
Apr - 18	522,595,400.35	1,000,695.48	418,552.34	205,905.13	233,707.72
May - 18	496,437,597.26	1,011,294.80	407,669.86	225,203.03	311,238.22
June - 18	468,608,888.67	952,948.61	432,485.51	268,954.09	222,630.27
July - 18	441,572,492.24	919,493.63	371,184.37	273,459.79	307,819.75
Aug - 18	417,906,385.80	878,398.70	344,764.72	252,139.98	329,930.10
Sept - 18	395,648,931.17	889,629.56	326,900.62	212,307.43	406,952.41
Oct - 18	372,258,829.52	937,151.72	261,851.62	209,422.17	265,491.51
Nov - 18	349,784,481.90	1,044,454.29	325,791.11	226,880.86	278,283.33
Dec - 18	327,960,590.34	1,180,982.31	348,315.08	233,424.13	220,972.71
Jan - 19	305,388,162.75	1,119,481.60	369,735.60	226,585.28	236,503.47

Compartment German Auto Loans 5
Monthly Investor Report



Rolls-Royce
 Motor Cars Limited

Reporting Date	Sept 11, 2019				
Payment Date	Sept 20, 2019				
Period No	35				
Monthly Period	Aug 31, 2019				
Interest Period	From	Aug 20, 2019	to	Sept 20, 2019	= 31 days

18a. Delinquencies Analysis

Monthly Period	Performing (in EUR)	31-60 days past due (in EUR)	61-90 days past due (in EUR)	91-120 days past due (in EUR)	>120 days past due (in EUR)
Feb - 19	273,603,825.60	1,068,740.61	365,200.19	255,606.96	295,353.72
Mar - 19	235,295,606.96	1,284,070.00	505,008.85	247,952.45	304,104.50
Apr - 19	199,038,138.93	1,134,918.18	538,658.29	400,186.49	379,607.01
May - 19	162,005,523.29	1,455,163.80	481,679.65	296,995.96	540,216.22
June - 19	125,962,723.43	1,379,841.93	758,800.25	348,080.25	542,272.36
July - 19	115,034,213.11	1,087,548.75	490,899.79	562,460.93	511,380.89
Aug - 19	108,392,949.46	677,655.52	520,694.44	328,493.77	681,712.49

Compartment German Auto Loans 5
Monthly Investor Report



Rolls-Royce
 Motor Cars Limited

Reporting Date	Sept 11, 2019			
Payment Date	Sept 20, 2019			
Period No	35			
Monthly Period	Aug 31, 2019			
Interest Period	From	Aug 20, 2019	to	Sept 20, 2019 = 31 days

19. Seasoning

Initial Portfolio

Group (in months)	Aggregate Principal Balance (in EUR)	Aggregate Principal Balance (in % of total)	Number of Contracts	Number of Contracts (in % of total)
<= 6	513,461,995.51	47.75	25,739	42.82
> 6 - <= 12	226,923,217.37	21.10	12,091	20.11
> 12 - <= 24	222,568,634.78	20.70	13,792	22.94
> 24 - <= 36	93,678,838.18	8.71	6,697	11.14
> 36 - <= 42	10,978,926.39	1.02	1,006	1.67
> 42 - <= 48	4,808,691.72	0.45	486	0.81
> 48 - <= 53	2,879,655.80	0.27	300	0.50
> 53	0.00	0.00	0	0.00
Total	1,075,299,959.75	100.00	60,111	100.00

WA Seasoning (in months):	10.84
Min (in months):	3.00
Max (in months):	53.00

Compartment German Auto Loans 5
Monthly Investor Report



Rolls-Royce
Motor Cars Limited

Reporting Date	Sept 11, 2019			
Payment Date	Sept 20, 2019			
Period No	35			
Monthly Period	Aug 31, 2019			
Interest Period	From	Aug 20, 2019	to	Sept 20, 2019 = 31 days

19. Seasoning

Portfolio as of: Aug 31, 2019

Group (in months)	Aggregate Outstanding Principal Balance (in EUR)	Aggregate Outstanding Principal Balance (in % of total)	Number of Contracts	Number of Contracts (in % of total)
<= 6	0.00	0.00	0	0.00
> 6 - <= 12	0.00	0.00	0	0.00
> 12 - <= 24	0.00	0.00	0	0.00
> 24 - <= 36	0.00	0.00	0	0.00
> 36 - <= 42	85,961,139.97	77.72	8,863	73.07
> 42 - <= 48	15,059,453.74	13.62	1,672	13.79
> 48 - <= 53	5,180,772.27	4.68	768	6.33
> 53	4,400,139.70	3.98	826	6.81
Total	110,601,505.68	100.00	12,129	100.00

WA Seasoning (in months):	41.72
Min (in months):	38.00
Max (in months):	88.00

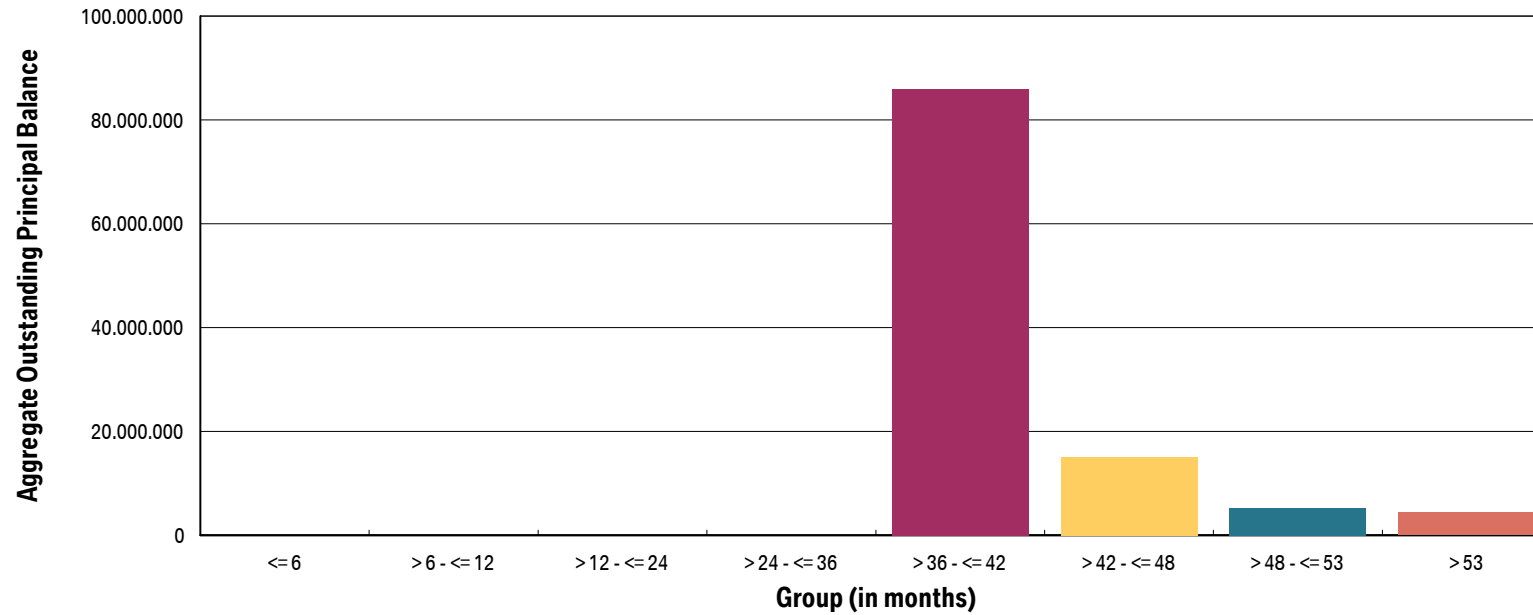
Compartment German Auto Loans 5
Monthly Investor Report



Rolls-Royce
 Motor Cars Limited

Reporting Date	Sept 11, 2019			
Payment Date	Sept 20, 2019			
Period No	35			
Monthly Period	Aug 31, 2019			
Interest Period	From	Aug 20, 2019	to	Sept 20, 2019 = 31 days

19a. Seasoning (graph)



Compartment German Auto Loans 5
Monthly Investor Report



Rolls-Royce
 Motor Cars Limited

Reporting Date	Sept 11, 2019			
Payment Date	Sept 20, 2019			
Period No	35			
Monthly Period	Aug 31, 2019			
Interest Period	From	Aug 20, 2019	to	Sept 20, 2019 = 31 days

20. Remaining Term

Initial Portfolio

Group (in months)	Aggregate Principal Balance (in EUR)	Aggregate Principal Balance (in % of total)	Number of Contracts	Number of Contracts (in % of total)
<= 6	20,798,111.35	1.93	2,129	3.54
> 6 - <= 12	62,043,913.58	5.77	5,270	8.77
> 12 - <= 24	216,926,052.89	20.17	14,643	24.36
> 24 - <= 36	461,531,199.46	42.92	23,125	38.47
> 36 - <= 42	68,695,580.55	6.39	3,896	6.48
> 42 - <= 48	86,831,785.01	8.08	4,327	7.20
> 48 - <= 53	45,890,323.30	4.27	2,001	3.33
> 53	112,582,993.61	10.47	4,720	7.85
Total	1,075,299,959.75	100.00	60,111	100.00

WA Remaining Term (in months):	31.83
Min (in months):	3.00
Max (in months):	60.00

Compartment German Auto Loans 5
Monthly Investor Report



Rolls-Royce
Motor Cars Limited

Reporting Date	Sept 11, 2019			
Payment Date	Sept 20, 2019			
Period No	35			
Monthly Period	Aug 31, 2019			
Interest Period	From	Aug 20, 2019	to	Sept 20, 2019 = 31 days

20. Remaining Term

Portfolio as of: Aug 31, 2019

Group (in months)	Aggregate Outstanding Principal Balance (in EUR)	Aggregate Outstanding Principal Balance (in % of total)	Number of Contracts	Number of Contracts (in % of total)
<= 6	16,708,214.32	15.11	5,061	41.73
> 6 - <= 12	34,110,043.26	30.84	3,037	25.04
> 12 - <= 24	59,760,274.27	54.03	4,029	33.22
> 24 - <= 36	22,973.83	0.02	2	0.02
> 36 - <= 42	0.00	0.00	0	0.00
> 42 - <= 48	0.00	0.00	0	0.00
> 48 - <= 53	0.00	0.00	0	0.00
> 53	0.00	0.00	0	0.00
Total	110,601,505.68	100.00	12,129	100.00

WA Remaining Term (in months):	13.77
Min (in months):	0.00
Max (in months):	25.00

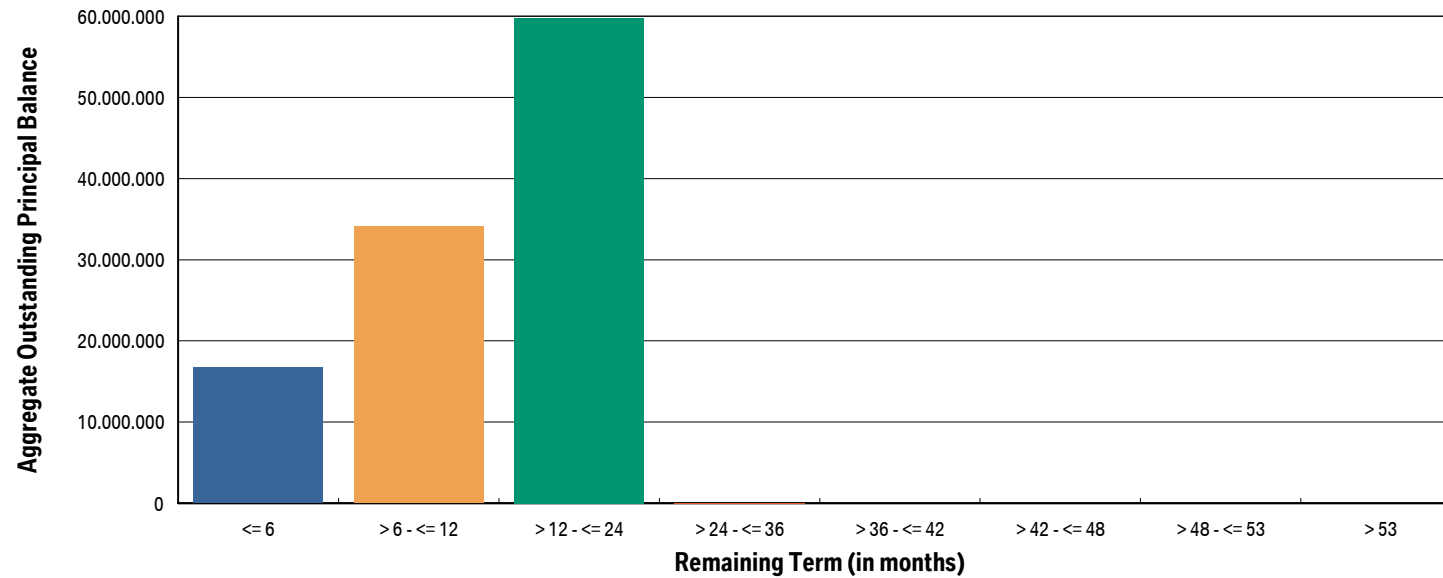
Compartment German Auto Loans 5
Monthly Investor Report



Rolls-Royce
 Motor Cars Limited

Reporting Date	Sept 11, 2019				
Payment Date	Sept 20, 2019				
Period No	35				
Monthly Period	Aug 31, 2019				
Interest Period	From	Aug 20, 2019	to	Sept 20, 2019	= 31 days

20a. Remaining Term (graph)



Compartment German Auto Loans 5
Monthly Investor Report



Rolls-Royce
 Motor Cars Limited

Reporting Date	Sept 11, 2019			
Payment Date	Sept 20, 2019			
Period No	35			
Monthly Period	Aug 31, 2019			
Interest Period	From	Aug 20, 2019	to	Sept 20, 2019 = 31 days

21. Original Term

Initial Portfolio

Group (in months)	Aggregate Principal Balance (in EUR)	Aggregate Principal Balance (in % of total)	Number of Contracts	Number of Contracts (in % of total)
<= 6	0.00	0.00	0	0.00
> 6 - <= 12	755,642.02	0.07	247	0.41
> 12 - <= 24	40,304,275.47	3.75	4,425	7.36
> 24 - <= 36	623,602,005.18	57.99	33,569	55.85
> 36 - <= 42	6,532,424.98	0.61	499	0.83
> 42 - <= 48	163,854,877.82	15.24	9,826	16.35
> 48 - <= 53	877,754.24	0.08	56	0.09
> 53	239,372,980.04	22.26	11,489	19.11
Total	1,075,299,959.75	100.00	60,111	100.00

WA Original Term (in months):	42.67
Min (in months):	12.00
Max (in months):	96.00

Compartment German Auto Loans 5
Monthly Investor Report



Rolls-Royce
Motor Cars Limited

Reporting Date	Sept 11, 2019			
Payment Date	Sept 20, 2019			
Period No	35			
Monthly Period	Aug 31, 2019			
Interest Period	From	Aug 20, 2019	to	Sept 20, 2019 = 31 days

21. Original Term

Portfolio as of: Aug 31, 2019

Group (in months)	Aggregate Outstanding Principal Balance (in EUR)	Aggregate Outstanding Principal Balance (in % of total)	Number of Contracts	Number of Contracts (in % of total)
<= 6	0.00	0.00	0	0.00
> 6 - <= 12	0.00	0.00	0	0.00
> 12 - <= 24	35,493.99	0.03	25	0.21
> 24 - <= 36	2,048,321.08	1.85	2,155	17.77
> 36 - <= 42	651,924.71	0.59	145	1.20
> 42 - <= 48	37,179,715.94	33.62	4,094	33.75
> 48 - <= 53	165,669.58	0.15	24	0.20
> 53	70,520,380.38	63.76	5,686	46.88
Total	110,601,505.68	100.00	12,129	100.00

WA Original Term (in months):	55.36
Min (in months):	24.00
Max (in months):	96.00

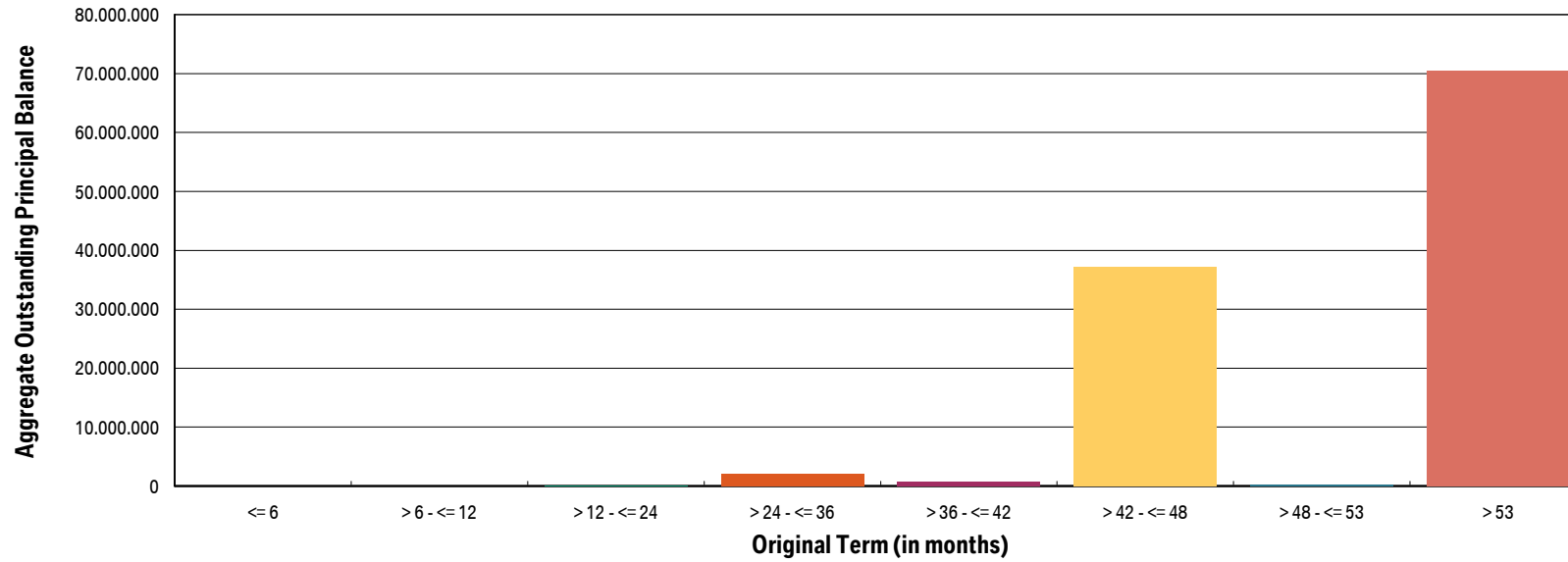
Compartment German Auto Loans 5
Monthly Investor Report



Rolls-Royce
 Motor Cars Limited

Reporting Date	Sept 11, 2019				
Payment Date	Sept 20, 2019				
Period No	35				
Monthly Period	Aug 31, 2019				
Interest Period	From	Aug 20, 2019	to	Sept 20, 2019	= 31 days

21a. Original Term (graph)



Compartment German Auto Loans 5
Monthly Investor Report



Rolls-Royce
Motor Cars Limited

Reporting Date	Sept 11, 2019			
Payment Date	Sept 20, 2019			
Period No	35			
Monthly Period	Aug 31, 2019			
Interest Period	From	Aug 20, 2019	to	Sept 20, 2019 = 31 days

22. Vehicle Class

Initial Portfolio

Group	Aggregate Principal Balance (in EUR)	Aggregate Principal Balance (in % of total)	Number of Contracts	Number of Contracts (in % of total)
BMW 1 Series	146,672,405.77	13.64	11,296	18.79
BMW 2 Series	82,922,645.22	7.71	3,480	5.79
BMW 3 Series	164,357,045.23	15.28	10,198	16.97
BMW 4 Series	37,243,190.54	3.46	1,136	1.89
BMW 5 Series	136,534,367.43	12.70	6,542	10.88
BMW 6 Series	12,000,051.05	1.12	318	0.53
BMW 7 Series	20,499,531.87	1.91	703	1.17
BMW X1 Series	74,567,841.28	6.93	4,127	6.87
BMW X3 Series	68,158,284.25	6.34	3,068	5.10
BMW X4 Series	12,984,192.20	1.21	321	0.53
BMW X5 Series	55,219,912.04	5.14	1,733	2.88
BMW X6 Series	23,366,226.03	2.17	602	1.00
BMW Z Series	12,893,256.57	1.20	703	1.17
MINI	122,921,806.64	11.43	8,390	13.96
Non BMW Group Models (incl. Motorcycles)	32,726,810.87	3.04	2,657	4.42
Other BMW Group (incl. Motorcycles)	72,232,392.76	6.72	4,837	8.05
Total	1,075,299,959.75	100.00	60,111	100.00

Compartment German Auto Loans 5
Monthly Investor Report



Rolls-Royce
Motor Cars Limited

Reporting Date	Sept 11, 2019			
Payment Date	Sept 20, 2019			
Period No	35			
Monthly Period	Aug 31, 2019			
Interest Period	From	Aug 20, 2019	to	Sept 20, 2019 = 31 days

22. Vehicle Class

Portfolio as of: Aug 31, 2019

Group	Aggregate Outstanding Principal Balance (in EUR)	Aggregate Outstanding Principal Balance (in % of total)	Number of Contracts	Number of Contracts (in % of total)
BMW 1 Series	16,985,102.70	15.36	2,606	21.49
BMW 2 Series	8,003,100.60	7.24	785	6.47
BMW 3 Series	20,132,426.19	18.20	2,131	17.57
BMW 4 Series	3,130,583.16	2.83	198	1.63
BMW 5 Series	18,270,861.42	16.52	1,624	13.39
BMW 6 Series	1,845,914.26	1.67	94	0.78
BMW 7 Series	1,679,248.80	1.52	121	1.00
BMW X1 Series	7,084,220.04	6.41	838	6.91
BMW X3 Series	8,059,348.85	7.29	687	5.66
BMW X4 Series	951,360.00	0.86	49	0.40
BMW X5 Series	5,965,305.63	5.39	371	3.06
BMW X6 Series	2,580,905.35	2.33	135	1.11
BMW Z Series	1,363,256.47	1.23	130	1.07
BMW i Series	126,210.30	0.11	8	0.07
MINI	8,169,921.85	7.39	1,414	11.66
Non BMW Group Models (incl. Motorcycles)	4,855,306.70	4.39	616	5.08
Other BMW Group (incl. Motorcycles)	1,398,433.36	1.26	322	2.65
Total	110,601,505.68	100.00	12,129	100.00

Compartment German Auto Loans 5
Monthly Investor Report



Rolls-Royce
Motor Cars Limited

Reporting Date	Sept 11, 2019			
Payment Date	Sept 20, 2019			
Period No	35			
Monthly Period	Aug 31, 2019			
Interest Period	From	Aug 20, 2019	to	Sept 20, 2019 = 31 days

23. Payment Type

Initial Portfolio:

Group	Aggregate Principal Balance (in EUR)	Aggregate Principal Balance (in % of total)	Number of Contracts	Number of Contracts (in % of total)
Direct debit	1,072,751,732.87	99.76	59,957	99.74
Self payment	2,548,226.88	0.24	154	0.26
Total	1,075,299,959.75	100.00	60,111	100.00

Portfolio as of: Aug 31, 2019

Group	Aggregate Outstanding Principal Balance (in EUR)	Aggregate Outstanding Principal Balance (in % of total)	Number of Contracts	Number of Contracts (in % of total)
Direct debit	107,278,873.77	97.00	11,261	92.84
Self payment	3,322,631.91	3.00	868	7.16
Total	110,601,505.68	100.00	12,129	100.00

Compartment German Auto Loans 5
Monthly Investor Report



Rolls-Royce
 Motor Cars Limited

Reporting Date	Sept 11, 2019		
Payment Date	Sept 20, 2019		
Period No	35		
Monthly Period	Aug 31, 2019		
Interest Period	From	Aug 20, 2019	to Sept 20, 2019 = 31 days

24. Interest Rates

		Weighted Average Nominal Interest Rate (in %)	
Aggregate Principal Balance (Initial)	1,075,299,959.75		3.53
Aggregate Outstanding Principal Balance	110,601,505.68		3.62

Compartment German Auto Loans 5
Monthly Investor Report



Rolls-Royce
Motor Cars Limited

Reporting Date	Sept 11, 2019			
Payment Date	Sept 20, 2019			
Period No	35			
Monthly Period	Aug 31, 2019			
Interest Period	From	Aug 20, 2019	to	Sept 20, 2019 = 31 days

25. Credit Type

Initial Portfolio

Credit Type	Aggregate Principal Balance (in EUR)	Aggregate Principal Balance (in % of total)	Number of Contracts	Number of Contracts (in % of total)
Balloon	1,060,074,871.58	98.58	57,636	95.88
Equal Instalment Loan	15,225,088.17	1.42	2,475	4.12
Total	1,075,299,959.75	100.00	60,111	100.00

Portfolio as of: Aug 31, 2019

Credit Type	Aggregate Outstanding Principal Balance (in EUR)	Aggregate Outstanding Principal Balance (in % of total)	Number of Contracts	Number of Contracts (in % of total)
Balloon	109,748,520.22	99.23	11,834	97.57
Equal Instalment Loan	852,985.46	0.77	295	2.43
Total	110,601,505.68	100.00	12,129	100.00

Compartment German Auto Loans 5
Monthly Investor Report



Rolls-Royce
Motor Cars Limited

Reporting Date	Sept 11, 2019			
Payment Date	Sept 20, 2019			
Period No	35			
Monthly Period	Aug 31, 2019			
Interest Period	From	Aug 20, 2019	to	Sept 20, 2019 = 31 days

26. Contracts Per Customer

Initial Portfolio :

Group	Aggregate Principal Balance (in EUR)	Aggregate Principal Balance (in % of total)	Number of Contracts	Number of Contracts (in % of total)
1	1,017,602,889.73	94.63	57,446	95.57
2 - 4	51,656,379.60	4.80	2,379	3.96
5 - 7	2,535,838.20	0.24	133	0.22
8 - 10	1,010,395.69	0.09	34	0.06
> 10	2,494,456.53	0.23	119	0.20
Total	1,075,299,959.75	100.00	60,111	100.00

Portfolio as of: Aug 31, 2019

Group	Aggregate Outstanding Principal Balance (in EUR)	Aggregate Outstanding Principal Balance (in % of total)	Number of Contracts	Number of Contracts (in % of total)
1	109,002,552.73	98.55	12,004	98.97
2 - 4	1,598,952.95	1.45	125	1.03
5 - 7	0.00	0.00	0	0.00
8 - 10	0.00	0.00	0	0.00
> 10	0.00	0.00	0	0.00
Total	110,601,505.68	100.00	12,129	100.00

Compartment German Auto Loans 5
Monthly Investor Report



Rolls-Royce
 Motor Cars Limited

Reporting Date	Sept 11, 2019			
Payment Date	Sept 20, 2019			
Period No	35			
Monthly Period	Aug 31, 2019			
Interest Period	From	Aug 20, 2019	to	Sept 20, 2019 = 31 days

27. Amortisation

Initial Portfolio

Period	Principal Balance (in EUR)
	1,075,299,959.75
1	1,060,386,536.06
2	1,045,426,599.52
3	1,026,524,829.90
4	1,007,855,953.55
5	988,686,108.16
6	967,785,992.11
7	946,194,178.56
8	923,515,218.64
9	901,472,839.78
10	878,059,167.42
11	856,341,784.93
12	834,355,646.06
13	811,456,793.04
14	790,219,649.31
15	768,583,336.56
16	747,367,096.70
17	724,682,607.23
18	700,065,405.54
19	673,439,291.74
20	648,989,076.41
21	623,439,136.21
22	596,069,967.45
23	571,980,335.04
24	548,230,253.84
25	524,914,708.88
26	503,309,658.01
27	479,758,473.01
28	459,530,956.11
29	417,248,019.52

Current Portfolio

Period	Principal Balance in EUR	Reduction in EUR
	110,601,505.68	
1	104,171,322.06	6,430,183.62
2	100,452,465.76	3,718,856.30
3	96,735,709.05	3,716,756.71
4	93,160,681.78	3,575,027.27
5	89,702,873.66	3,457,808.12
6	83,269,448.36	6,433,425.30
7	75,758,520.75	7,510,927.61
8	67,747,109.18	8,011,411.57
9	60,261,028.78	7,486,080.40
10	52,145,758.44	8,115,270.34
11	49,603,218.29	2,542,540.15
12	47,349,390.62	2,253,827.67
13	45,264,220.74	2,085,169.88
14	42,808,145.56	2,456,075.18
15	40,359,541.76	2,448,603.80
16	38,132,716.74	2,226,825.02
17	35,920,850.16	2,211,866.58
18	30,266,422.87	5,654,427.29
19	22,762,158.01	7,504,264.86
20	15,248,974.83	7,513,183.18
21	7,922,855.66	7,326,119.17
22	8,026.59	7,914,829.07
23	3,006.23	5,020.36
24	966.00	2,040.23
25	0.00	966.00
26	0.00	0.00
27	0.00	0.00
28	0.00	0.00
29	0.00	0.00

Compartment German Auto Loans 5
Monthly Investor Report



Rolls-Royce
 Motor Cars Limited

Reporting Date	Sept 11, 2019		
Payment Date	Sept 20, 2019		
Period No	35		
Monthly Period	Aug 31, 2019		
Interest Period	From	Aug 20, 2019	to Sept 20, 2019 = 31 days

27. Amortisation

Initial Portfolio

Period	Principal Balance (in EUR)
30	368,110,583.56
31	315,883,732.10
32	266,971,426.53
33	207,605,891.99
34	199,995,423.62
35	192,652,298.34
36	185,570,957.79
37	178,252,601.50
38	171,226,550.03
39	164,203,833.86
40	157,860,640.63
41	145,432,969.52
42	132,451,308.60
43	118,294,874.77
44	104,799,700.84
45	91,436,580.53
46	86,948,391.53
47	82,655,660.97
48	78,735,516.85
49	74,089,415.13
50	69,538,105.32
51	65,370,908.76
52	61,561,880.36
53	50,953,560.47
54	38,628,975.62
55	25,461,519.43
56	13,413,160.21
57	13,091.22
58	4,532.28
59	1,245.01

Current Portfolio

Period	Principal Balance in EUR	Reduction in EUR
30	0.00	0.00
31	0.00	0.00
32	0.00	0.00
33	0.00	0.00
34	0.00	0.00
35	0.00	0.00
36	0.00	0.00
37	0.00	0.00
38	0.00	0.00
39	0.00	0.00
40	0.00	0.00
41	0.00	0.00
42	0.00	0.00
43	0.00	0.00
44	0.00	0.00
45	0.00	0.00
46	0.00	0.00
47	0.00	0.00
48	0.00	0.00
49	0.00	0.00
50	0.00	0.00
51	0.00	0.00
52	0.00	0.00
53	0.00	0.00
54	0.00	0.00
55	0.00	0.00
56	0.00	0.00
57	0.00	0.00
58	0.00	0.00
59	0.00	0.00

Compartment German Auto Loans 5
Monthly Investor Report



Rolls-Royce
 Motor Cars Limited

Reporting Date	Sept 11, 2019			
Payment Date	Sept 20, 2019			
Period No	35			
Monthly Period	Aug 31, 2019			
Interest Period	From	Aug 20, 2019	to	Sept 20, 2019 = 31 days

27. Amortisation

Initial Portfolio

Period	Principal Balance (in EUR)
60	0.00

Current Portfolio

Period	Principal Balance in EUR	Reduction in EUR
60	0.00	0.00

Compartment German Auto Loans 5
Monthly Investor Report



Rolls-Royce
 Motor Cars Limited

Reporting Date	Sept 11, 2019			
Payment Date	Sept 20, 2019			
Period No	35			
Monthly Period	Aug 31, 2019			
Interest Period	From	Aug 20, 2019	to	Sept 20, 2019 = 31 days

28. Priority of Payments

Priority of Payments*

Available Distribution Amount	+	12,665,266.21
Taxes	-	0.00
Trustee Payment	-	0.00
Senior Expenses	-	12,534.25
Swap Net Payment	-	0.00
Class A Interest	-	0.00
Class B Interest	-	56,346.99
Cash Reserve	-	0.00
Principal Class A	-	0.00
Principal Class B	-	12,596,384.97
Swap Termination Event	-	0.00
Subordinated Loan Interest	-	0.00
Subordinated Loan Principal	-	0.00
Seller	-	0.00

*all Amounts in EUR

Compartment German Auto Loans 5
Monthly Investor Report



Rolls-Royce
 Motor Cars Limited

Reporting Date	Sept 11, 2019			
Payment Date	Sept 20, 2019			
Period No	35			
Monthly Period	Aug 31, 2019			
Interest Period	From	Aug 20, 2019	to	Sept 20, 2019 = 31 days

29. Transaction Costs

	Class A	Class B	Subordinated Loan	Total
Senior Expenses				12,534.25
Interest accrued for the Period (in EUR)	0.00	56,346.99	3,831.31	60,178.30
Interest payments for the Period (in EUR)	0.00	56,346.99	0.00	56,346.99
Cumulative Interest Payments (in EUR)	410,200.00	2,219,136.18	0.00	2,629,336.18
Unpaid Interest for the Period (in EUR)	0.00	0.00	3,831.31	3,831.31
Cumulative Unpaid Interest (in EUR)	0.00	0.00	139,549.73	139,549.73

Compartment German Auto Loans 5
Monthly Investor Report



Rolls-Royce
Motor Cars Limited

Reporting Date	Sept 11, 2019			
Payment Date	Sept 20, 2019			
Period No	35			
Monthly Period	Aug 31, 2019			
Interest Period	From	Aug 20, 2019	to	Sept 20, 2019 = 31 days

30. Ratings

			Fitch	S&P	Moody's	DBRS
Notes - current ratings						
	Class A		AAA	N/A	Aaa	N/A
	Class B		N/A	N/A	N/A	N/A

			Fitch	S&P	Moody's	DBRS	Trigger Breached
Transaction Parties - current ratings							
	BMW AG	long term	N/A	A+	A1	A	no
		short term	N/A	A-1	P-1	N/A	no
Issuer Account Bank:	Elavon Financial Services Limited, UK Branch	long term	AA-	AA-	Aa2	N/A	no
		short term	F1+	A-1+	P-1	N/A	no
Swap Provider:	Lloyds Bank Corporate Markets plc	long term	A+	A	Aa3	AA low	no
		short term	F1	A-1	P-1	R-1 M	no
Calculation Agent:	Elavon Financial Services Limited, UK Branch	long term	AA-	AA-	Aa2	N/A	no
		short term	F1+	A-1+	P-1	N/A	no
Trustee:	U.S. Bank Trustees Limited	long term	AA-	A+	A1	N/A	no
		short term	F1+	A-1	P-1	N/A	no

			Fitch	S&P	Moody's	DBRS
Transaction Parties - required ratings						
	BMW AG	long term	N/A	N/A	A2	N/A
		short term	N/A	N/A	P-1	N/A
Issuer Account Bank:	Elavon Financial Services Limited, UK Branch	long term	A	N/A	A2	N/A
		short term	F1	N/A	P-1	N/A
Swap Provider:	Lloyds Bank Corporate Markets plc	long term	A	N/A	Baa1	N/A
		short term	F1	N/A	N/A	N/A

Compartment German Auto Loans 5
Monthly Investor Report



Rolls-Royce
 Motor Cars Limited

Reporting Date	Sept 11, 2019		
Payment Date	Sept 20, 2019		
Period No	35		
Monthly Period	Aug 31, 2019		
Interest Period	From	Aug 20, 2019	to Sept 20, 2019 = 31 days

31. Swap Counterparty Data

Swap Counterparty Data	
Swap counterparty provider	Lloyds Bank PLC
Swap termination event	No

Swap Data	
Swap type	Fixed floating interest rate swap
Notional amount (in EUR)	0.00
Fixed rate (in %)	-0.4119
Floating rate (Euribor in %)	-0.4230
Net swap payments (in EUR) (- from SPV / + to SPV)	0.00