



Bavarian Sky S.A., Compartment German Auto Loans 5

Monthly Investor Report - July 2019

**BMW
GROUP**



Rolls-Royce
Motor Cars Limited

Compartment German Auto Loans 5

Monthly Investor Report

BMW
GROUP



Rolls-Royce
Motor Cars Limited

Reporting Date	Aug 08, 2019
Payment Date	Aug 20, 2019
Period No	34
Monthly Period	July 31, 2019
Interest Period	From July 22, 2019 to Aug 20, 2019 = 29 days

Index

1. Contact Information
2. Reporting Contact Details
3. Counterparty History
4. Overview Dates
5. Portfolio Information
6. Reserves
7. Performance Data
8. Defaulted Amount & Recovery Amount
9. Defaulted Amount & Recovery Amount - Loan Level Data
10. Outstanding Note Balance
11. Original Principal Balance
12. Aggregate Principal Balance
13. Aggregate Outstanding Principal Balance
14. Down Payments
15. Borrower Concentration
16. Geographical Distribution
17. Car Type & Customer Group
18. Delinquencies
19. Seasoning
20. Remaining Term
21. Original Term
22. Vehicle Class
23. Payment Type
24. Interest Rates
25. Credit Type
26. Contracts per Customer
27. Amortisation
28. Priority of Payments
29. Transaction Costs
30. Ratings
31. Swap Counterparty Data

Compartment German Auto Loans 5
Monthly Investor Report

BMW
GROUP



Rolls-Royce
Motor Cars Limited

Reporting Date	Aug 08, 2019
Payment Date	Aug 20, 2019
Period No	34
Monthly Period	July 31, 2019
Interest Period	From July 22, 2019 to Aug 20, 2019 = 29 days

1. Contact Information

Transaction Parties

Issuer: **Bavarian Sky S.A.**
Acting in respect of its Compartment German Auto Loans 5
2a, rue Nicolas Bové
L-1253 Luxembourg
Luxembourg
Attn.: Valérie Schleimer
valerie.schleimer@intertrustgroup.com
+352 26 4491

Corporate Administrator: **Intertrust (Luxembourg) S.à r.l.**
6, Rue Eugène Ruppert
L-2453 Luxembourg
Luxembourg
Attn.: Valérie Schleimer
valerie.schleimer@intertrustgroup.com
+352 26 44 91

Originator/Servicer: **BMW Bank GmbH**
Lilienthalallee 26
80939 Munich
Germany
Attn.: Antoun Zakhour
abs.bmwgroup@bmw.de
+49-89-382-61467
Attn.: Michael Dalchow
abs.bmwgroup@bmw.de
+49-89-382-53070

Compartment German Auto Loans 5
Monthly Investor Report

BMW
GROUP



Rolls-Royce
Motor Cars Limited

Reporting Date	Aug 08, 2019
Payment Date	Aug 20, 2019
Period No	34
Monthly Period	July 31, 2019
Interest Period	From July 22, 2019 to Aug 20, 2019 = 29 days

1. Contact Information

Transaction Parties

Calculation Agent/Paying Agent/

Elavon Financial Services Limited, UK Branch

125 Old Broad Street, 5th Floor
EC2N 1AR London
United Kingdom
Attn.: Structured Finance Relationship Management
mbs.relationship.management@usbank.com

Trustee:

U.S. Bank Trustees Limited

125 Old Broad Street 5th Floor
EC2N 1AR London
United Kingdom
Attn.: Structured Finance Relationship Management
mbs.relationship.management@usbank.com; chris.yates1@usbank.com
+44 207 330 2144

Issuer Account Bank:

Elavon Financial Services Limited, UK Branch

125 Old Broad Street, 5th Floor
EC2N 1AR London
United Kingdom
Attn.: Structured Finance Relationship Management
mbs.relationship.management@usbank.com

Compartment German Auto Loans 5
Monthly Investor Report

BMW
GROUP



Rolls-Royce
Motor Cars Limited

Reporting Date	Aug 08, 2019
Payment Date	Aug 20, 2019
Period No	34
Monthly Period	July 31, 2019
Interest Period	From July 22, 2019 to Aug 20, 2019 = 29 days

1. Contact Information

Transaction Parties

Data Trustee:

Intertrust Trustees Limited

35 Great St. Helen's
EC3A 6AP London
United Kingdom
Attn.: The Directors
IntertrustTrustees-uk@intertrustgroup.com
+44 20 73986300

Swap Counterparty:

Lloyds Bank Corporate Markets plc

33 Old Broad Street
EC2N 1HZ London
United Kingdom
WBMDerivativesClientSupport@Lloydsbanking.com

Rating Agencies:

Fitch Ratings Ltd

30 North Colonnade, Canary Wharf
E14 5GN London
United Kingdom
ABSsurveillance@fitchratings.com

Moody's Investors Service Limited

One Canada Square, Canary Wharf
E14 5FH London
United Kingdom
monitor.abs@moodys.com

Compartment German Auto Loans 5
Monthly Investor Report

BMW
GROUP



Rolls-Royce
Motor Cars Limited

Reporting Date	Aug 08, 2019
Payment Date	Aug 20, 2019
Period No	34
Monthly Period	July 31, 2019
Interest Period	From July 22, 2019 to Aug 20, 2019 = 29 days

2. Reporting Contact Details

Contact for Servicer Report (Portfolio related information in Investor Report)

Contact for Investor Reporting:

BMW Bank GmbH

Lilienthalallee 26
80939 Munich
Germany
Attn.: Antoun Zakhour
abs.bmwgroup@bmw.de
+49-89-382-61467

Attn.: Michael Dalchow
abs.bmwgroup@bmw.de
+49-89-382-53070

Calculation Agent:

Elavon Financial Services Limited, UK Branch

125 Old Broad Street, 5th Floor
EC2N 1AR London
United Kingdom
Attn. Structured Finance Relationship Management
mbs.relationship.management@usbank.com

Compartment German Auto Loans 5
Monthly Investor Report

BMW
GROUP



Rolls-Royce
Motor Cars Limited

Reporting Date	Aug 08, 2019
Payment Date	Aug 20, 2019
Period No	34
Monthly Period	July 31, 2019
Interest Period	From July 22, 2019 to Aug 20, 2019 = 29 days

3. Counterparty History

Replacement Party to be added if applicable

Compartment German Auto Loans 5
Monthly Investor Report



Rolls-Royce
 Motor Cars Limited

Reporting Date	Aug 08, 2019			
Payment Date	Aug 20, 2019			
Period No	34			
Monthly Period	July 31, 2019			
Interest Period	From	July 22, 2019	to	Aug 20, 2019 = 29 days

4. Overview Dates

Initial Cut-Off Date:	30/09/2016		
Issue Date:	20/10/2016	Legal Maturity Date:	20/10/2023
Reporting Date	08/08/2019		
Investor Reporting Date	16/08/2019		
Interest Determination Date	18/07/2019		
Reporting Frequency:	monthly		
Monthly Period No. (since Issue Date):	34	(since Issue Date)	
Payment Date:	20/08/2019		
Next Payment Date	20/09/2019		
Monthly Period:	01/07/2019	until	31/07/2019

Compartment German Auto Loans 5
Monthly Investor Report



Rolls-Royce
Motor Cars Limited

Reporting Date	Aug 08, 2019		
Payment Date	Aug 20, 2019		
Period No	34		
Monthly Period	July 31, 2019		
Interest Period	From	July 22, 2019	to Aug 20, 2019 = 29 days

5. Portfolio Information

Outstanding receivables in EUR	current period Aggregate outstanding principal balance	prior period Aggregate outstanding principal balance
Beginning of period in EUR	128,991,718.22	164,779,578.92
Scheduled principal payments in EUR	8,454,330.68	32,374,147.82
Prepayment* principal in EUR	2,436,951.01	3,009,622.72
Prepayments* number of contracts	195	212
Repurchases* principal in EUR	207,376.02	241,534.45
Repurchases* number of contracts	17	15
Total principal collections in EUR	11,098,657.71	35,625,304.99
Total interest collections in EUR	369,981.33	445,866.35
Defaulted Amounts in EUR	324,174.54	260,381.28
Recoveries in EUR	117,617.50	97,825.57
Late Recoveries in EUR	20,116.02	29,364.65
End of Period in EUR	117,686,503.47	128,991,718.22
Current prepayment rate (annualised) in %	21.74	24.11

* Prepayments are defined as all contracts that are early settled by the borrower and repurchases are defined as all contracts that are repurchased due to modification of contract.

Compartment German Auto Loans 5
Monthly Investor Report



Rolls-Royce
Motor Cars Limited

Reporting Date	Aug 08, 2019				
Payment Date	Aug 20, 2019				
Period No	34				
Monthly Period	July 31, 2019				
Interest Period	From	July 22, 2019	to	Aug 20, 2019	= 29 days

6. Reserves

Aggregate outstanding notes balance

Initial outstanding notes balance in EUR 1,075,300,000.00

Cash Reserve	in EUR
Outstanding cash reserve beginning of period	5,380,000.00
Interest on cash reserve - previous period	0.00
Required cash reserve	5,380,000.00
Outstanding cash reserve end of period	5,380,000.00

Triggers*								
Reserves	Current ratio	Trigger	Required Rating BMW AG				Trigger Breach	
			Fitch	S&P	Moody's	DBRS		
Commingling Reserve			Long Term	A	N/A	A2	N/A	no
			Short Term	F1	N/A	P-1	N/A	no

* Breach of one of these triggers in conjunction with any other event as set out in the Servicing Agreement and / or the Receivables Purchase Agreement will oblige BMW Bank GmbH to post additional cash collateral. The Reserves will be adjusted on a monthly basis and shall be deposited in the Issuer Account and exclusively reserved to cover risks.

Commingling Reserve	in EUR
Outstanding Commingling Reserve end of period	0.00

Set-Off Risk (current ratio): 0,01%

Compartment German Auto Loans 5
Monthly Investor Report



Rolls-Royce
 Motor Cars Limited

Reporting Date	Aug 08, 2019		
Payment Date	Aug 20, 2019		
Period No	34		
Monthly Period	July 31, 2019		
Interest Period	From	July 22, 2019	to Aug 20, 2019 = 29 days

7. Performance Data

Aggregate outstanding notes balance

Beginning of period (in EUR)	76,854,659.41
End of period (in EUR)	65,436,722.71

Ratios

31- 60 days past due

	(in EUR)	(in %)
31- 60 days past due period before previous period	1,455,163.80	0.88
31- 60 days past due previous period	1,379,841.93	1.07
31- 60 days past due current period	1,087,548.75	0.92

61- 90 days past due

	(in EUR)	(in %)
61- 90 days past due period before previous period	481,679.65	0.29
61- 90 days past due previous period	758,800.25	0.59
61- 90 days past due current period	490,899.79	0.42

Cumulative net loss ratio

	Current ratio
Cumulative net loss ratio (in %)	0.40

Compartment German Auto Loans 5
Monthly Investor Report



Rolls-Royce
 Motor Cars Limited

Reporting Date	Aug 08, 2019			
Payment Date	Aug 20, 2019			
Period No	34			
Monthly Period	July 31, 2019			
Interest Period	From	July 22, 2019	to	Aug 20, 2019 = 29 days

7. Performance Data

Performance data	
Number of contracts being 31 - 60 days delinquent	69
Number of contracts being 61 - 90 days delinquent	32
Balance of contracts being 31 - 60 days delinquent (in EUR)	1,087,548.75
Balance of contracts being 61 - 90 days delinquent (in EUR)	490,899.79
Defaulted amounts (in EUR)	324.175
Cumulative defaulted amounts (in EUR)	9.185.235
Recoveries (in EUR)	117,617.50
Cumulative recoveries (in EUR)	4,859,027.18

Compartment German Auto Loans 5
Monthly Investor Report



Rolls-Royce
Motor Cars Limited

Reporting Date	Aug 08, 2019			
Payment Date	Aug 20, 2019			
Period No	34			
Monthly Period	July 31, 2019			
Interest Period	From	July 22, 2019	to	Aug 20, 2019 = 29 days

8. Defaulted Amount & Recovery Amount

(as at end of Monthly Period)

Collection Period	No. of Defaulted Agreements in Collection Period	Defaulted Amount in Collection Period (in EUR)	Cumulative Defaulted Amount since Initial Cut-Off Date (in EUR)	Cumulative Amount of Purchased Receivables (in EUR)	Cumulative Default Ratio (in %)	Recovery Amount in Collection Period (in EUR)	Cumulative Recoveries since Initial Cut-Off Date (in EUR)	Cumulative Net Losses (in EUR)	Cumulative Net Loss Ratio (in %)
Sept - 16	0	n/a	n/a	1,075,299,960.00	n/a	n/a	n/a	n/a	n/a
Oct - 16	12	54.97	54.97	1,075,299,960.00	0.00	0.00	0.00	55.00	0.00
Nov - 16	9	47.02	101.99	1,075,299,960.00	0.00	0.00	0.00	102.00	0.00
Dec - 16	18	49,451.84	49,553.83	1,075,299,960.00	0.00	419.76	419.76	49,134.00	0.00
Jan - 17	20	64,574.57	114,128.40	1,075,299,960.00	0.01	46,042.72	46,462.48	67,666.00	0.01
Feb - 17	19	128,515.72	242,644.12	1,075,299,960.00	0.02	85,561.07	132,023.55	110,621.00	0.01
Mar - 17	34	190,843.53	433,487.65	1,075,299,960.00	0.04	121,239.60	253,263.15	180,225.00	0.02
Apr - 17	17	130,432.12	563,919.77	1,075,299,960.00	0.05	84,685.97	337,949.12	225,971.00	0.02
May - 17	25	158,809.81	722,729.58	1,075,299,960.00	0.07	103,854.85	441,803.97	280,926.00	0.03
June - 17	25	337,181.73	1,059,911.31	1,075,299,960.00	0.10	164,290.18	606,094.15	453,817.00	0.04
July - 17	23	283,651.22	1,343,562.53	1,075,299,960.00	0.12	205,426.21	811,520.36	532,042.00	0.05
Aug - 17	32	357,283.94	1,700,846.47	1,075,299,960.00	0.16	214,193.98	1,025,714.34	675,132.00	0.06
Sept - 17	37	362,834.88	2,063,681.35	1,075,299,960.00	0.19	180,755.82	1,206,470.16	857,211.00	0.08
Oct - 17	36	299,389.29	2,363,070.64	1,075,299,960.00	0.22	107,556.17	1,314,026.33	1,049,044.00	0.10
Nov - 17	33	444,395.95	2,807,466.59	1,075,299,960.00	0.26	160,879.94	1,474,906.27	1,332,560.00	0.12
Dec - 17	33	412,367.37	3,219,833.96	1,075,299,960.00	0.30	194,108.59	1,669,014.86	1,550,819.00	0.14
Jan - 18	32	451,295.14	3,671,129.10	1,075,299,960.00	0.34	235,162.92	1,904,177.78	1,766,951.00	0.16
Feb - 18	29	574,350.31	4,245,479.41	1,075,299,960.00	0.39	326,748.35	2,230,926.13	2,014,553.00	0.19
Mar - 18	40	497,542.60	4,743,022.01	1,075,299,960.00	0.44	328,291.40	2,559,217.53	2,183,804.00	0.20
Apr - 18	33	466,515.32	5,209,537.33	1,075,299,960.00	0.48	253,070.90	2,812,288.43	2,397,249.00	0.22
May - 18	22	271,883.37	5,481,420.70	1,075,299,960.00	0.51	158,270.91	2,970,559.34	2,510,861.00	0.23
June - 18	45	289,428.15	5,770,848.85	1,075,299,960.00	0.54	151,427.75	3,121,987.09	2,648,862.00	0.25
July - 18	28	211,579.61	5,982,428.46	1,075,299,960.00	0.56	147,862.32	3,269,849.41	2,712,579.00	0.25
Aug - 18	24	233,493.82	6,215,922.28	1,075,299,960.00	0.58	147,157.67	3,417,007.08	2,798,915.00	0.26
Sept - 18	24	260,376.86	6,476,299.14	1,075,299,960.00	0.60	150,155.26	3,567,162.34	2,909,137.00	0.27
Oct - 18	36	333,840.55	6,810,139.69	1,075,299,960.00	0.63	137,231.46	3,704,393.80	3,105,746.00	0.29
Nov - 18	23	210,954.41	7,021,094.10	1,075,299,960.00	0.65	150,146.35	3,854,540.15	3,166,554.00	0.29
Dec - 18	22	233,126.44	7,254,220.54	1,075,299,960.00	0.67	79,368.02	3,933,908.17	3,320,312.00	0.31
Jan - 19	26	260,464.37	7,514,684.91	1,075,299,960.00	0.70	126,614.23	4,060,522.40	3,454,163.00	0.32
Feb - 19	32	159,201.41	7,673,886.32	1,075,299,960.00	0.71	56,974.18	4,117,496.58	3,556,390.00	0.33

Compartment German Auto Loans 5

Monthly Investor Report

**BMW
GROUP**



Rolls-Royce
Motor Cars Limited

Reporting Date	Aug 08, 2019		
Payment Date	Aug 20, 2019		
Period No	34		
Monthly Period	July 31, 2019		
Interest Period	From	July 22, 2019	to Aug 20, 2019 = 29 days

8. Defaulted Amount & Recovery Amount

(as at end of Monthly Period)

Collection Period	No. of Defaulted Agreements in Collection Period	Defaulted Amount in Collection Period (in EUR)	Cumulative Defaulted Amount since Initial Cut-Off Date (in EUR)	Cumulative Amount of Purchased Receivables (in EUR)	Cumulative Default Ratio (in %)	Recovery Amount in Collection Period (in EUR)	Cumulative Recoveries since Initial Cut-Off Date (in EUR)	Cumulative Net Losses (in EUR)	Cumulative Net Loss Ratio (in %)
Mar - 19	38	313,048.33	7,986,934.65	1,075,299,960.00	0.74	189,448.25	4,306,944.83	3,679,990.00	0.34
Apr - 19	34	202,273.87	8,189,208.52	1,075,299,960.00	0.76	105,616.41	4,412,561.24	3,776,647.00	0.35
May - 19	43	411,470.58	8,600,679.10	1,075,299,960.00	0.80	231,022.87	4,643,584.11	3,957,095.00	0.37
June - 19	32	260,381.28	8,861,060.38	1,075,299,960.00	0.82	97,825.57	4,741,409.68	4,119,651.00	0.38
July - 19	34	324,174.54	9,185,234.92	1,075,299,960.00	0.85	117,617.50	4,859,027.18	4,326,208.00	0.40

Compartment German Auto Loans 5
Monthly Investor Report



Rolls-Royce
Motor Cars Limited

Reporting Date	Aug 08, 2019		
Payment Date	Aug 20, 2019		
Period No	34		
Monthly Period	July 31, 2019		
Interest Period	From	July 22, 2019	to Aug 20, 2019 = 29 days

9. Defaulted Amount & Recovery Amount - Loan Level Data*

	Month / Year of Default	Month / Year of Loan Origination	Principal Balance (Initial in EUR)	Principal Balance of Loan at Default (in EUR)	Recovery Total (in EUR)	Principal Balance End of Period (in EUR)	Object Type (new / used)	Vehicle Series	Customer Type (private / commercial)	Out of Deal (Month / Year)
1	Dec - 16	June - 16	50,214.58	49,378.14	2,551.06	46,827.08	Used	3 Series	Private	
2	Jan - 17	Dec - 13	37,533.92	37,141.54	20,598.75	16,542.79	New	5 Series	Commercial	
3	Jan - 17	Feb - 16	9,407.79	9,277.96	7,667.10	1,610.86	Used	Other BMW Group	Private	
4	Feb - 17	Sept - 15	20,895.96	20,424.93	16,243.70	4,181.23	Used	X1 Series	Commercial	
5	Feb - 17	Oct - 15	13,219.89	12,926.80	11,863.12	1,063.68	Used	1 Series	Private	
6	Feb - 17	Sept - 14	39,217.65	38,490.19	20,276.68	18,213.51	Used	5 Series	Commercial	
7	Feb - 17	Mar - 16	16,955.66	16,211.03	7,086.85	9,124.18	Used	Non BMW Group (incl. Motorcycles)	Commercial	
8	Feb - 17	Oct - 15	21,138.28	20,923.75	20,923.75	0.00	New	1 Series	Commercial	
9	Apr - 17	Dec - 14	72,265.28	69,328.43	47,918.19	21,410.24	New	X6 Series	Commercial	
10	Apr - 17	May - 16	19,354.35	18,812.95	9,789.23	9,023.72	Used	3 Series	Commercial	
11	Apr - 17	Dec - 15	10,263.99	9,400.14	6,328.88	3,071.26	Used	Non BMW Group (incl. Motorcycles)	Private	
12	May - 17	June - 16	12,239.94	11,316.41	11,316.41	0.00	Used	7 Series	Private	
13	May - 17	Dec - 13	30,939.40	29,096.99	15,021.94	14,075.05	Used	X5 Series	Commercial	
14	May - 17	May - 16	7,967.79	2,981.83	-4,866.30	7,848.13	New	Other BMW Group	Commercial	
15	May - 17	Aug - 14	14,805.44	13,976.85	10,730.43	3,246.42	Used	6 Series	Commercial	
16	May - 17	June - 16	37,479.63	37,479.63	37,479.63	0.00	New	X6 Series	Commercial	
17	May - 17	May - 16	7,967.79	3,981.83	945.52	3,036.31	New	Other BMW Group	Commercial	
18	May - 17	Apr - 16	31,209.66	30,763.97	30,763.97	0.00	New	X4 Series	Commercial	
19	June - 17	May - 15	28,439.84	28,439.84	4,558.07	23,881.77	Used	Non BMW Group (incl. Motorcycles)	Commercial	
20	June - 17	Feb - 15	23,749.38	22,434.13	12,869.63	9,564.50	New	2 Series	Commercial	
21	June - 17	July - 15	53,260.26	53,260.26	48,913.54	4,346.72	New	X6 Series	Commercial	
22	June - 17	July - 14	25,655.94	23,870.83	13,528.33	10,342.50	Used	3 Series	Private	
23	June - 17	July - 14	30,519.03	28,197.29	22,255.60	5,941.69	New	4 Series	Commercial	
24	June - 17	Feb - 16	28,068.62	26,141.99	10,814.75	15,327.24	Used	5 Series	Commercial	
25	June - 17	July - 12	17,886.90	16,100.09	13,633.04	2,467.05	Used	X5 Series	Commercial	
26	June - 17	Apr - 15	47,354.02	43,173.15	22,738.54	20,434.61	New	5 Series	Private	
27	June - 17	Dec - 14	7,454.45	7,206.10	2,682.87	4,523.23	Used	1 Series	Commercial	
28	July - 17	Feb - 15	29,623.81	28,096.33	22,411.31	5,685.02	Used	X6 Series	Commercial	
29	July - 17	May - 16	23,714.19	9,659.50	-200.00	9,859.50	Used	X5 Series	Commercial	
30	July - 17	Mar - 16	20,437.23	19,245.85	11,519.26	7,726.59	Used	5 Series	Commercial	
31	July - 17	May - 14	25,899.70	22,810.32	22,502.63	326.77	New	Non BMW Group (incl. Motorcycles)	Commercial	
32	July - 17	Feb - 15	17,783.63	16,238.55	10,472.37	5,766.18	Used	5 Series	Commercial	
33	July - 17	Nov - 13	6,030.73	3,356.67	3,356.67	0.00	Used	1 Series	Private	
34	July - 17	June - 16	35,891.38	35,359.01	24,314.19	11,044.82	Used	5 Series	Commercial	
35	Aug - 17	May - 16	20,268.65	13,830.20	13,830.20	0.00	Used	MINI	Commercial	
36	Aug - 17	Feb - 16	14,474.76	13,299.48	9,325.71	3,973.77	Used	5 Series	Commercial	

Compartment German Auto Loans 5
Monthly Investor Report



Rolls-Royce
Motor Cars Limited

Reporting Date	Aug 08, 2019		
Payment Date	Aug 20, 2019		
Period No	34		
Monthly Period	July 31, 2019		
Interest Period	From	July 22, 2019	to Aug 20, 2019 = 29 days

9. Defaulted Amount & Recovery Amount - Loan Level Data*

	Month / Year of Default	Month / Year of Loan Origination	Principal Balance (Initial in EUR)	Principal Balance of Loan at Default (in EUR)	Recovery Total (in EUR)	Principal Balance End of Period (in EUR)	Object Type (new / used)	Vehicle Series	Customer Type (private / commercial)	Out of Deal (Month / Year)
37	Aug - 17	June - 16	44,500.80	40,653.18	23,566.74	17,086.44	New	4 Series	Commercial	
38	Aug - 17	Sept - 14	21,288.51	19,962.24	14,093.97	5,868.27	New	MINI	Commercial	
39	Aug - 17	Sept - 15	5,611.49	4,984.31	4,314.83	669.48	Used	Other BMW Group	Private	
40	Aug - 17	Apr - 16	27,142.23	7,095.51	122.54	6,972.97	Used	5 Series	Commercial	
41	Aug - 17	June - 16	75,103.42	4,889.40	0.00	4,889.40	New	4 Series	Private	
42	Aug - 17	Dec - 13	45,098.59	30,044.34	-1,695.72	31,740.06	Used	7 Series	Commercial	
43	Aug - 17	Feb - 16	8,380.82	8,066.71	0.00	8,066.71	Used	3 Series	Private	
44	Sept - 17	Mar - 16	23,634.57	7,441.65	-86.88	7,528.53	Used	X1 Series	Commercial	
45	Sept - 17	Nov - 15	62,549.55	60,266.42	60,266.42	0.00	New	4 Series	Commercial	
46	Sept - 17	Dec - 13	6,990.37	5,820.38	1,236.84	4,583.54	Used	3 Series	Private	
47	Sept - 17	Mar - 16	13,697.91	12,883.90	8,495.32	4,388.58	Used	1 Series	Commercial	
48	Sept - 17	Apr - 16	45,516.89	22,796.82	-447.80	23,244.62	New	4 Series	Commercial	
49	Sept - 17	June - 16	37,788.81	35,391.13	18,011.86	17,379.27	New	2 Series	Private	
50	Sept - 17	Aug - 14	29,769.84	8,362.17	-155.20	8,517.37	New	BMW i Series	Commercial	
51	Sept - 17	May - 14	5,584.08	1,673.03	-86.24	1,759.27	Used	MINI	Private	
52	Sept - 17	May - 16	25,096.67	12,123.75	8,190.99	3,932.76	Used	3 Series	Private	
53	Sept - 17	Apr - 16	30,148.83	28,054.96	24,304.75	3,750.21	New	X1 Series	Commercial	
54	Sept - 17	Sept - 15	40,465.33	36,751.37	20,092.42	16,658.95	New	5 Series	Commercial	
55	Sept - 17	Apr - 15	12,740.25	12,262.82	5,552.28	6,710.54	Used	1 Series	Commercial	
56	Sept - 17	Aug - 15	12,050.65	11,235.55	869.30	10,366.25	Used	3 Series	Private	
57	Sept - 17	May - 16	20,552.26	20,168.41	11,664.82	8,503.59	Used	3 Series	Private	
58	Oct - 17	May - 16	31,906.83	30,209.70	16,354.51	13,855.19	Used	5 Series	Commercial	
59	Oct - 17	Feb - 14	15,722.48	14,746.67	10,452.00	4,294.67	Used	X1 Series	Private	
60	Oct - 17	Feb - 16	41,256.45	39,383.88	26,023.39	13,360.49	Used	6 Series	Commercial	
61	Oct - 17	May - 16	14,975.62	12,483.29	12,483.29	0.00	Used	3 Series	Private	
62	Oct - 17	May - 16	4,315.55	3,694.59	-196.86	3,891.45	Used	Non BMW Group (incl. Motorcycles)	Private	
63	Oct - 17	May - 15	11,725.53	7,492.17	6,350.26	1,141.91	Used	Non BMW Group (incl. Motorcycles)	Commercial	
64	Oct - 17	Dec - 14	26,962.99	10,003.27	-13.26	10,016.53	Used	5 Series	Commercial	
65	Oct - 17	May - 13	8,540.59	4,285.60	4,285.60	0.00	Used	3 Series	Private	
66	Oct - 17	June - 16	13,207.18	11,285.30	7,575.21	3,710.09	Used	Non BMW Group (incl. Motorcycles)	Commercial	
67	Oct - 17	July - 14	19,420.84	18,725.55	-180.00	18,905.55	New	1 Series	Commercial	
68	Oct - 17	Apr - 16	13,681.66	12,811.23	7,929.31	4,881.92	New	Other BMW Group	Private	
69	Oct - 17	Sept - 14	25,411.07	22,001.22	12,589.25	9,411.97	New	X1 Series	Commercial	
70	Oct - 17	July - 14	28,501.89	24,055.76	14,804.87	9,250.89	Used	5 Series	Commercial	
71	Oct - 17	Aug - 15	13,165.87	12,610.27	12,610.27	0.00	Used	3 Series	Private	
72	Nov - 17	Feb - 16	15,621.03	11,745.09	7,244.90	4,500.19	Used	Non BMW Group (incl. Motorcycles)	Commercial	

Compartment German Auto Loans 5
Monthly Investor Report



Rolls-Royce
Motor Cars Limited

Reporting Date	Aug 08, 2019		
Payment Date	Aug 20, 2019		
Period No	34		
Monthly Period	July 31, 2019		
Interest Period	From	July 22, 2019	to Aug 20, 2019 = 29 days

9. Defaulted Amount & Recovery Amount - Loan Level Data*

	Month / Year of Default	Month / Year of Loan Origination	Principal Balance (Initial in EUR)	Principal Balance of Loan at Default (in EUR)	Recovery Total (in EUR)	Principal Balance End of Period (in EUR)	Object Type (new / used)	Vehicle Series	Customer Type (private / commercial)	Out of Deal (Month / Year)
73	Nov - 17	Aug - 15	8,510.91	7,018.12	5,335.21	1,682.91	Used	3 Series	Private	
74	Nov - 17	Apr - 16	43,761.40	41,184.37	41,247.68	0.00	Used	X6 Series	Private	
75	Nov - 17	Apr - 15	2,322.47	383.76	383.76	0.00	Used	5 Series	Private	
76	Nov - 17	Apr - 16	76,915.57	71,264.02	30,509.56	40,754.46	New	7 Series	Commercial	
77	Nov - 17	Mar - 16	24,773.12	23,307.28	0.00	23,307.28	Used	5 Series	Commercial	
78	Nov - 17	Dec - 14	34,903.60	31,355.06	18,179.33	13,175.73	Used	X6 Series	Commercial	
79	Nov - 17	Sept - 15	42,924.41	41,751.62	14,321.28	27,430.34	Used	Non BMW Group (incl. Motorcycles)	Commercial	
80	Nov - 17	Apr - 16	7,435.13	6,604.20	6,604.20	0.00	Used	3 Series	Private	
81	Nov - 17	Apr - 14	41,559.82	41,059.69	559.56	40,500.13	New	5 Series	Commercial	
82	Nov - 17	May - 16	14,019.07	6,940.80	0.00	6,940.80	Used	1 Series	Private	
83	Dec - 17	Dec - 15	9,152.63	7,986.92	2,823.24	5,163.68	Used	Non BMW Group (incl. Motorcycles)	Private	
84	Dec - 17	Oct - 15	12,944.91	12,153.44	2,256.00	9,897.44	Used	Non BMW Group (incl. Motorcycles)	Commercial	
85	Dec - 17	May - 12	9,642.48	6,849.70	3,925.06	2,924.64	Used	5 Series	Private	
86	Dec - 17	July - 14	45,744.85	41,396.66	17,009.82	24,386.84	New	5 Series	Commercial	
87	Dec - 17	Feb - 16	63,643.51	59,171.70	40,739.21	18,432.49	New	X6 Series	Commercial	
88	Dec - 17	July - 14	38,117.92	21,855.79	0.00	21,855.79	Used	X3 Series	Commercial	
89	Dec - 17	Dec - 15	45,856.10	42,891.53	18,095.60	24,795.93	Used	6 Series	Commercial	
90	Dec - 17	Apr - 16	15,660.75	13,283.92	13,283.92	0.00	Used	1 Series	Private	
91	Dec - 17	July - 14	47,846.08	44,876.19	19,625.15	25,251.04	Used	X5 Series	Private	
92	Dec - 17	May - 14	16,652.18	13,701.53	7,572.73	6,128.80	Used	7 Series	Commercial	
93	Jan - 18	June - 16	43,467.46	38,079.36	24,578.98	13,500.38	Used	X5 Series	Commercial	
94	Jan - 18	Jan - 16	20,348.37	825.99	180.88	673.42	Used	X5 Series	Commercial	
95	Jan - 18	Mar - 16	12,820.65	11,053.86	-6.41	11,060.27	Used	3 Series	Private	
96	Jan - 18	July - 14	10,335.53	4,263.63	-259.16	4,522.79	Used	5 Series	Commercial	
97	Jan - 18	Apr - 16	55,539.52	50,706.89	33,488.75	17,218.14	Used	X6 Series	Commercial	
98	Jan - 18	June - 14	14,438.97	5,822.72	5,822.72	0.00	Used	5 Series	Private	
99	Jan - 18	Dec - 15	27,248.82	25,243.59	15,558.03	9,685.56	New	MINI	Private	
100	Jan - 18	Sept - 15	24,876.32	22,968.44	0.00	22,968.44	New	1 Series	Commercial	
101	Jan - 18	Aug - 15	51,959.06	49,546.83	32,104.23	17,442.60	New	X5 Series	Commercial	
102	Jan - 18	Feb - 16	13,711.80	10,916.50	10,916.50	0.00	Used	X5 Series	Private	
103	Jan - 18	Mar - 16	9,258.27	5,796.37	5,796.37	0.00	Used	X3 Series	Commercial	
104	Jan - 18	Nov - 14	32,558.44	26,879.60	26,879.60	0.00	New	3 Series	Private	
105	Jan - 18	May - 14	4,487.90	3,047.76	1,314.80	1,732.96	Used	3 Series	Commercial	
106	Jan - 18	May - 16	12,562.90	11,649.71	9,227.94	2,421.77	Used	Other BMW Group	Commercial	
107	Jan - 18	June - 16	31,896.47	28,684.08	16,651.20	12,032.88	New	2 Series	Private	
108	Jan - 18	Feb - 15	6,944.32	5,774.15	5,774.15	0.00	New	Other BMW Group	Private	

Compartment German Auto Loans 5
Monthly Investor Report



Rolls-Royce
Motor Cars Limited

Reporting Date	Aug 08, 2019		
Payment Date	Aug 20, 2019		
Period No	34		
Monthly Period	July 31, 2019		
Interest Period	From	July 22, 2019	to Aug 20, 2019 = 29 days

9. Defaulted Amount & Recovery Amount - Loan Level Data*

	Month / Year of Default	Month / Year of Loan Origination	Principal Balance (Initial in EUR)	Principal Balance of Loan at Default (in EUR)	Recovery Total (in EUR)	Principal Balance End of Period (in EUR)	Object Type (new / used)	Vehicle Series	Customer Type (private / commercial)	Out of Deal (Month / Year)
109	Jan - 18	June - 16	19,765.67	6,386.97	-76.03	6,463.00	Used	5 Series	Commercial	
110	Feb - 18	Oct - 14	10,879.37	9,844.32	4,405.03	5,439.29	Used	1 Series	Commercial	
111	Feb - 18	Sept - 15	21,475.25	11,283.86	0.00	11,283.86	New	1 Series	Commercial	
112	Feb - 18	Oct - 15	23,359.19	18,220.04	18,220.04	0.00	New	1 Series	Private	
113	Feb - 18	Apr - 16	62,353.91	55,838.05	50,437.67	5,400.38	New	7 Series	Commercial	
114	Feb - 18	June - 16	34,632.07	34,565.90	0.00	34,565.90	New	4 Series	Commercial	
115	Feb - 18	Feb - 16	11,272.14	9,858.66	4,864.50	4,994.16	Used	3 Series	Private	
116	Feb - 18	Oct - 14	12,389.34	10,418.69	10,418.69	0.00	Used	3 Series	Commercial	
117	Feb - 18	Dec - 15	40,017.12	30,257.27	19,011.00	11,246.27	Used	7 Series	Commercial	
118	Feb - 18	Feb - 15	21,756.88	16,687.20	10,172.28	6,514.92	New	1 Series	Commercial	
119	Feb - 18	Jan - 16	49,455.42	45,627.15	31,528.90	14,098.25	Used	5 Series	Commercial	
120	Feb - 18	Feb - 16	18,074.34	15,512.99	11,924.22	3,588.77	Used	MINI	Commercial	
121	Feb - 18	Nov - 15	14,998.81	13,513.80	7,975.16	5,538.64	Used	1 Series	Commercial	
122	Feb - 18	Nov - 15	16,354.07	14,584.66	7,680.22	6,904.44	Used	1 Series	Commercial	
123	Feb - 18	July - 15	1,595.91	831.59	831.59	0.00	Used	MINI	Private	
124	Mar - 18	Aug - 14	2,877.31	634.39	634.39	0.00	Used	MINI	Private	
125	Mar - 18	Mar - 16	42,973.69	37,457.78	23,369.01	14,088.77	New	X1 Series	Commercial	
126	Mar - 18	May - 16	30,076.05	27,813.89	16,024.77	11,789.12	New	MINI	Commercial	
127	Mar - 18	Dec - 15	28,256.67	24,075.17	12,608.14	11,467.03	New	1 Series	Commercial	
128	Mar - 18	Mar - 16	44,852.08	37,949.45	24,686.55	13,262.90	Used	X5 Series	Private	
129	Mar - 18	Dec - 15	69,727.80	61,543.83	42,084.36	19,459.47	New	X6 Series	Commercial	
130	Mar - 18	May - 15	37,507.33	30,439.39	11,587.96	18,851.43	Used	X5 Series	Private	
131	Mar - 18	Sept - 14	21,632.80	18,225.25	7,136.39	11,088.86	Used	5 Series	Commercial	
132	Mar - 18	Sept - 15	14,230.16	12,279.52	9,168.15	3,111.37	Used	1 Series	Commercial	
133	Apr - 18	Aug - 15	3,728.50	2,101.78	416.16	1,685.62	Used	Non BMW Group (incl. Motorcycles)	Private	
134	Apr - 18	Feb - 16	47,439.72	39,274.42	24,087.88	15,186.54	Used	6 Series	Commercial	
135	Apr - 18	Jan - 16	8,359.05	6,583.76	6,583.76	0.00	New	Other BMW Group	Private	
136	Apr - 18	Aug - 15	85,356.93	69,029.04	40,299.89	28,729.15	New	6 Series	Commercial	
137	Apr - 18	July - 15	6,107.26	3,428.54	3,428.54	0.00	Used	1 Series	Commercial	
138	Apr - 18	June - 16	18,768.60	11,558.28	11,558.28	0.00	Used	X3 Series	Private	
139	Apr - 18	July - 14	10,959.08	2,351.34	2,351.34	0.00	Used	1 Series	Private	
140	Apr - 18	Jan - 15	18,242.20	13,509.89	9,782.00	3,727.89	New	1 Series	Private	
141	Apr - 18	Apr - 16	32,543.67	29,044.23	19,236.53	9,807.70	Used	X5 Series	Commercial	
142	Apr - 18	Feb - 16	46,456.95	39,346.73	39,346.73	0.00	New	4 Series	Commercial	
143	May - 18	Feb - 15	12,276.37	5,554.73	5,554.73	0.00	New	1 Series	Private	
144	May - 18	Dec - 14	20,549.80	18,010.45	10,163.00	7,847.45	New	3 Series	Private	

Compartment German Auto Loans 5
Monthly Investor Report



Rolls-Royce
Motor Cars Limited

Reporting Date	Aug 08, 2019		
Payment Date	Aug 20, 2019		
Period No	34		
Monthly Period	July 31, 2019		
Interest Period	From	July 22, 2019	to Aug 20, 2019 = 29 days

9. Defaulted Amount & Recovery Amount - Loan Level Data*

	Month / Year of Default	Month / Year of Loan Origination	Principal Balance (Initial in EUR)	Principal Balance of Loan at Default (in EUR)	Recovery Total (in EUR)	Principal Balance End of Period (in EUR)	Object Type (new / used)	Vehicle Series	Customer Type (private / commercial)	Out of Deal (Month / Year)
145	May - 18	Apr - 15	15,376.17	13,453.33	12,923.29	530.04	Used	1 Series	Private	
146	May - 18	Oct - 14	54,310.98	2,596.80	2,596.80	0.00	New	5 Series	Commercial	
147	May - 18	May - 16	59,688.58	47,690.97	23,899.75	23,791.22	New	4 Series	Commercial	
148	May - 18	Jan - 16	53,184.54	45,374.16	21,325.26	24,048.90	Used	X4 Series	Commercial	
149	June - 18	Apr - 16	6,070.47	3,693.91	3,693.91	0.00	Used	3 Series	Private	
150	June - 18	May - 14	12,824.83	9,643.03	0.00	9,643.03	Used	7 Series	Commercial	
151	June - 18	June - 16	10,525.68	8,263.17	6,168.00	2,095.17	Used	5 Series	Private	
152	June - 18	Nov - 14	6,712.80	4,582.43	0.00	4,582.43	Used	1 Series	Private	
153	June - 18	Nov - 12	7,472.29	4,272.31	3,716.27	556.04	Used	1 Series	Private	
154	June - 18	May - 15	34,847.66	27,775.79	10,864.50	16,911.29	New	3 Series	Private	
155	June - 18	Nov - 14	5,484.43	645.34	645.34	0.00	Used	Non BMW Group (incl. Motorcycles)	Private	
156	June - 18	May - 16	55,718.69	48,863.84	34,792.77	14,071.07	New	X5 Series	Commercial	
157	June - 18	Aug - 15	21,388.66	17,059.26	7,927.23	9,132.03	Used	5 Series	Commercial	
158	June - 18	May - 13	15,655.53	10,255.72	10,255.72	0.00	Used	5 Series	Private	
159	June - 18	Oct - 15	16,128.29	12,871.04	0.00	12,871.04	Used	3 Series	Private	
160	June - 18	Apr - 16	32,254.33	26,082.96	20,605.32	5,477.64	New	MINI	Commercial	
161	June - 18	Feb - 16	23,630.10	14,953.74	10,958.85	3,994.89	Used	5 Series	Commercial	
162	June - 18	Feb - 16	9,489.83	7,923.79	149.37	7,774.42	Used	3 Series	Private	
163	June - 18	May - 16	43,646.61	38,876.18	26,020.06	12,856.12	New	4 Series	Commercial	
164	June - 18	Nov - 14	27,475.18	10,246.95	10,246.95	0.00	Used	7 Series	Commercial	
165	June - 18	Aug - 15	14,909.75	13,035.59	6,638.15	6,397.44	Used	1 Series	Private	
166	July - 18	Dec - 14	17,361.72	3,183.19	3,183.19	0.00	New	1 Series	Commercial	
167	July - 18	May - 16	23,441.71	19,201.04	18,850.78	350.26	New	MINI	Private	
168	July - 18	Aug - 14	16,689.73	13,072.09	0.00	13,072.09	Used	X5 Series	Commercial	
169	July - 18	Dec - 14	18,527.86	13,922.78	3,217.20	10,705.58	New	MINI	Private	
170	July - 18	Apr - 15	12,543.62	9,248.33	9,248.33	0.00	New	1 Series	Private	
171	July - 18	June - 14	17,448.21	13,345.87	5,841.40	7,504.47	Used	3 Series	Private	
172	July - 18	Aug - 15	26,391.86	20,641.59	16,082.20	4,559.39	Used	Non BMW Group (incl. Motorcycles)	Commercial	
173	July - 18	Oct - 15	31,371.06	26,285.03	15,974.22	10,310.81	Used	X3 Series	Commercial	
174	Aug - 18	Nov - 14	19,396.85	15,493.34	13,438.72	2,054.62	Used	X5 Series	Private	
175	Aug - 18	June - 13	34,157.96	20,530.58	20,530.58	0.00	New	5 Series	Private	
176	Aug - 18	Apr - 15	24,488.35	21,318.01	10,798.03	10,519.98	New	2 Series	Commercial	
177	Aug - 18	Jan - 15	4,712.86	539.31	539.31	0.00	Used	1 Series	Private	
178	Aug - 18	May - 16	38,223.87	29,298.73	19,486.33	9,812.40	New	X3 Series	Commercial	
179	Aug - 18	July - 15	31,079.48	17,085.08	537.90	16,547.18	Used	Non BMW Group (incl. Motorcycles)	Commercial	
180	Sept - 18	Jan - 15	12,098.01	7,759.45	4,728.19	3,031.26	Used	3 Series	Commercial	

Compartment German Auto Loans 5
Monthly Investor Report



Rolls-Royce
Motor Cars Limited

Reporting Date	Aug 08, 2019		
Payment Date	Aug 20, 2019		
Period No	34		
Monthly Period	July 31, 2019		
Interest Period	From	July 22, 2019	to Aug 20, 2019 = 29 days

9. Defaulted Amount & Recovery Amount - Loan Level Data*

	Month / Year of Default	Month / Year of Loan Origination	Principal Balance (Initial in EUR)	Principal Balance of Loan at Default (in EUR)	Recovery Total (in EUR)	Principal Balance End of Period (in EUR)	Object Type (new / used)	Vehicle Series	Customer Type (private / commercial)	Out of Deal (Month / Year)
181	Sept - 18	July - 15	25,738.50	22,187.52	22,187.52	0.00	Used	X6 Series	Private	
182	Sept - 18	Sept - 15	19,757.04	9,715.99	-104.85	9,820.84	New	1 Series	Commercial	
183	Sept - 18	June - 16	27,802.30	21,368.79	11,142.61	10,226.18	New	2 Series	Commercial	
184	Sept - 18	June - 16	46,421.14	38,951.59	25,549.50	13,402.09	Used	X6 Series	Commercial	
185	Sept - 18	June - 16	32,232.36	26,750.04	19,464.08	7,285.96	New	X1 Series	Private	
186	Sept - 18	Sept - 15	45,003.18	20,582.33	-206.95	20,789.28	New	4 Series	Commercial	
187	Sept - 18	Feb - 13	29,193.60	7,574.41	1,662.65	5,911.76	New	X3 Series	Commercial	
188	Sept - 18	Mav - 16	37,203.39	25,168.70	25,168.70	0.00	New	3 Series	Commercial	
189	Sept - 18	Dec - 15	11,954.39	8,575.11	0.00	8,575.11	Used	5 Series	Private	
190	Oct - 18	Nov - 15	31,763.24	25,652.71	14,073.30	11,579.41	Used	7 Series	Commercial	
191	Oct - 18	Mar - 15	55,368.37	49,026.78	28,786.25	20,240.53	New	X6 Series	Commercial	
192	Oct - 18	Sept - 15	6,844.48	6,223.88	0.00	6,223.88	Used	X5 Series	Private	
193	Oct - 18	July - 15	10,777.03	9,109.08	0.00	9,109.08	Used	1 Series	Commercial	
194	Oct - 18	Mar - 13	20,131.17	8,037.63	4,709.10	3,328.53	New	3 Series	Private	
195	Oct - 18	Mar - 15	43,407.24	33,322.87	18,240.48	15,082.39	New	4 Series	Commercial	
196	Oct - 18	Mar - 16	8,189.04	2,089.31	2,089.31	0.00	Used	5 Series	Private	
197	Oct - 18	Mav - 16	40,142.25	18,083.76	179.74	17,904.02	New	5 Series	Commercial	
198	Oct - 18	June - 16	20,038.13	18,065.15	18,065.15	0.00	New	MINI	Private	
199	Oct - 18	Mar - 16	11,916.06	7,664.03	0.00	7,664.03	Used	3 Series	Private	
200	Oct - 18	Mar - 16	5,033.95	917.42	917.42	0.00	Used	3 Series	Private	
201	Oct - 18	Feb - 16	8,405.69	6,565.49	6,565.49	0.00	Used	3 Series	Private	
202	Oct - 18	Mav - 16	22,698.55	12,027.06	7,472.60	4,554.46	Used	5 Series	Commercial	
203	Oct - 18	Apr - 16	18,377.40	15,095.39	9,658.77	5,436.62	New	Other BMW Group	Commercial	
204	Oct - 18	Mar - 15	41,599.92	2,524.01	482.66	2,041.35	New	6 Series	Private	
205	Oct - 18	Mar - 16	15,002.81	11,084.30	3,229.77	7,854.53	Used	1 Series	Private	
206	Nov - 18	June - 16	17,025.66	13,824.67	-1,541.34	15,366.01	New	1 Series	Commercial	
207	Nov - 18	July - 15	9,952.50	6,473.68	6,473.68	0.00	Used	3 Series	Private	
208	Nov - 18	Apr - 16	6,397.54	1,510.55	1,510.55	0.00	Used	5 Series	Private	
209	Nov - 18	Apr - 16	46,225.52	38,320.68	29,598.87	8,721.81	Used	X5 Series	Commercial	
210	Nov - 18	Feb - 16	15,069.89	10,897.84	2,012.71	8,885.13	Used	3 Series	Private	
211	Nov - 18	Apr - 15	9,002.35	257.27	257.27	0.00	Used	3 Series	Private	
212	Nov - 18	Mav - 16	12,817.49	9,474.08	9,474.08	0.00	Used	MINI	Private	
213	Nov - 18	Apr - 16	21,301.95	16,391.90	11,783.24	4,608.66	Used	5 Series	Private	
214	Dec - 18	Mar - 16	6,828.80	5,753.93	0.00	5,753.93	Used	Other BMW Group	Private	
215	Dec - 18	Mav - 15	4,989.70	1,332.17	1,332.17	0.00	Used	3 Series	Private	
216	Dec - 18	Feb - 16	9,322.38	955.55	-54.61	1,030.51	Used	Other BMW Group	Private	

Compartment German Auto Loans 5
Monthly Investor Report



Rolls-Royce
Motor Cars Limited

Reporting Date	Aug 08, 2019		
Payment Date	Aug 20, 2019		
Period No	34		
Monthly Period	July 31, 2019		
Interest Period	From	July 22, 2019	to Aug 20, 2019 = 29 days

9. Defaulted Amount & Recovery Amount - Loan Level Data*

	Month / Year of Default	Month / Year of Loan Origination	Principal Balance (Initial in EUR)	Principal Balance of Loan at Default (in EUR)	Recovery Total (in EUR)	Principal Balance End of Period (in EUR)	Object Type (new / used)	Vehicle Series	Customer Type (private / commercial)	Out of Deal (Month / Year)
217	Dec - 18	Oct - 15	25,909.66	11,445.41	-256.10	11,701.51	Used	5 Series	Commercial	
218	Dec - 18	July - 15	26,261.89	20,091.37	0.00	20,091.37	Used	5 Series	Commercial	
219	Dec - 18	May - 16	17,425.36	1,256.92	1,256.92	0.00	Used	3 Series	Private	
220	Dec - 18	May - 15	24,423.80	20,835.34	15,455.35	5,379.99	Used	X6 Series	Commercial	
221	Dec - 18	June - 16	78,663.04	64,762.83	39,149.34	25,613.49	New	7 Series	Commercial	
222	Dec - 18	Apr - 16	63,159.42	57,399.19	42,544.22	15,032.10	New	7 Series	Private	
223	Dec - 18	Apr - 16	21,450.56	14,695.89	0.00	14,695.89	New	3 Series	Commercial	
224	Jan - 19	May - 14	13,676.01	10,113.40	3,283.28	6,830.12	Used	1 Series	Private	
225	Jan - 19	Feb - 15	21,369.17	12,654.69	1,838.50	10,816.19	Used	Non BMW Group (incl. Motorcycles)	Commercial	
226	Jan - 19	May - 16	41,820.01	33,808.58	21,563.66	12,244.92	New	4 Series	Private	
227	Jan - 19	Oct - 15	13,377.34	7,483.86	7,483.86	0.00	Used	X1 Series	Private	
228	Jan - 19	May - 16	67,469.00	51,958.66	24,138.07	27,820.59	New	X5 Series	Commercial	
229	Jan - 19	Dec - 15	19,224.66	8,901.50	68.26	8,833.24	Used	1 Series	Commercial	
230	Jan - 19	June - 15	28,081.73	18,996.05	578.33	18,417.72	New	1 Series	Commercial	
231	Jan - 19	May - 16	38,825.46	29,144.96	13,929.12	15,215.84	Used	5 Series	Commercial	
232	Feb - 19	Nov - 15	43,237.13	35,295.77	0.00	35,295.77	Used	X6 Series	Commercial	
233	Feb - 19	Jan - 16	15,400.97	9,773.63	9,773.63	0.00	Used	3 Series	Private	
234	Feb - 19	Apr - 16	26,363.05	20,851.10	8,253.85	12,597.25	Used	5 Series	Private	
235	Feb - 19	Apr - 16	14,720.28	4,277.90	1,516.50	2,761.40	Used	X1 Series	Commercial	
236	Feb - 19	July - 15	5,779.38	1,064.80	949.32	115.48	Used	MINI	Commercial	
237	Feb - 19	Jan - 16	35,640.62	26,733.12	18,771.95	7,961.17	New	4 Series	Commercial	
238	Feb - 19	July - 15	18,364.98	6,872.77	0.00	6,872.77	Used	7 Series	Commercial	
239	Mar - 19	June - 16	32,343.93	26,106.53	26,132.11	0.00	New	2 Series	Private	
240	Mar - 19	June - 16	11,335.02	10,934.53	0.00	10,956.92	New	MINI	Private	
241	Apr - 19	Feb - 16	26,517.39	22,611.60	16,823.26	5,788.34	New	MINI	Private	
242	Apr - 19	Apr - 15	40,734.68	27,220.76	6,421.07	20,799.69	Used	5 Series	Commercial	
243	Apr - 19	Dec - 14	18,301.78	11,233.51	3,558.46	7,675.05	Used	5 Series	Commercial	
244	Apr - 19	Sept - 15	12,083.89	8,350.67	0.00	8,350.67	Used	Non BMW Group (incl. Motorcycles)	Private	
245	Apr - 19	Sept - 15	9,953.87	6,379.12	3,951.22	2,427.90	Used	MINI	Private	
246	Apr - 19	Nov - 15	91,166.09	32,702.66	0.00	32,702.66	New	Non BMW Group (incl. Motorcycles)	Commercial	
247	May - 19	Apr - 16	37,225.54	26,649.41	17,430.21	9,219.20	Used	3 Series	Commercial	
248	May - 19	June - 16	9,187.10	5,490.36	3,816.77	1,673.59	Used	X3 Series	Private	
249	May - 19	Mar - 16	8,178.17	1,137.19	1,137.19	0.00	New	Other BMW Group	Private	
250	May - 19	Feb - 15	25,639.77	21,708.81	9,587.21	12,121.60	Used	Non BMW Group (incl. Motorcycles)	Commercial	
251	May - 19	Feb - 16	17,196.09	12,168.08	10,479.22	1,688.86	New	MINI	Private	
252	May - 19	Feb - 16	18,347.54	13,669.19	9,627.17	4,042.02	Used	X1 Series	Private	

Compartment German Auto Loans 5
Monthly Investor Report



Rolls-Royce
Motor Cars Limited

Reporting Date	Aug 08, 2019		
Payment Date	Aug 20, 2019		
Period No	34		
Monthly Period	July 31, 2019		
Interest Period	From	July 22, 2019	to Aug 20, 2019 = 29 days

9. Defaulted Amount & Recovery Amount - Loan Level Data*

	Month / Year of Default	Month / Year of Loan Origination	Principal Balance (Initial in EUR)	Principal Balance of Loan at Default (in EUR)	Recovery Total (in EUR)	Principal Balance End of Period (in EUR)	Object Type (new / used)	Vehicle Series	Customer Type (private / commercial)	Out of Deal (Month / Year)
253	May - 19	Dec - 15	24,396.34	4,933.88	228.56	4,705.32	Used	X3 Series	Private	
254	May - 19	Feb - 16	22,569.45	16,801.49	9,881.79	6,919.70	Used	X1 Series	Private	
255	May - 19	Oct - 15	17,545.56	13,124.67	0.00	13,124.67	Used	Non BMW Group (incl. Motorcycles)	Commercial	
256	May - 19	Oct - 14	5,826.31	1,282.54	0.00	1,282.54	Used	MINI	Private	
257	May - 19	Nov - 15	49,599.54	39,398.12	0.00	39,398.12	Used	X5 Series	Commercial	
258	May - 19	Apr - 16	8,438.49	5,655.05	1,353.72	4,301.33	Used	3 Series	Private	
259	May - 19	Apr - 16	43,220.43	33,163.33	16,167.12	16,996.21	New	4 Series	Commercial	
260	May - 19	May - 16	32,525.05	27,256.19	11,479.93	15,776.26	Used	X5 Series	Commercial	
261	May - 19	Nov - 15	17,515.05	11,019.11	7,053.72	3,965.39	Used	5 Series	Private	
262	May - 19	Apr - 16	14,941.49	8,972.62	5,513.76	3,458.86	Used	1 Series	Commercial	
263	May - 19	Apr - 16	54,554.44	49,051.05	27,999.12	21,051.93	New	X5 Series	Private	
264	May - 19	Dec - 14	26,041.12	18,704.81	11,812.82	6,891.99	Used	X5 Series	Commercial	
265	May - 19	Feb - 16	68,367.71	47,745.35	35,218.82	12,526.53	New	7 Series	Commercial	
266	May - 19	Oct - 14	9,025.89	494.47	494.47	0.00	Used	MINI	Private	
267	June - 19	Mar - 16	26,930.99	18,343.15	0.00	18,343.15	New	3 Series	Commercial	
268	June - 19	Mar - 16	17,446.42	12,318.82	10,408.72	1,910.10	Used	3 Series	Private	
269	June - 19	May - 16	18,564.22	12,989.21	6,421.81	6,567.40	Used	3 Series	Commercial	
270	June - 19	Mar - 16	15,210.17	11,899.35	6,877.84	5,021.51	Used	3 Series	Private	
271	June - 19	Feb - 16	11,718.93	8,498.63	6,954.22	1,544.41	Used	1 Series	Private	
272	June - 19	Feb - 16	14,299.85	10,631.76	7,417.55	3,214.21	New	Other BMW Group	Private	
273	June - 19	Apr - 16	51,856.42	41,039.55	0.00	41,039.55	Used	X5 Series	Commercial	
274	June - 19	June - 16	21,767.25	16,308.57	11,551.22	4,757.35	New	1 Series	Private	
275	June - 19	Mar - 16	10,844.29	6,710.52	1,108.72	5,601.80	Used	1 Series	Private	
276	June - 19	Mar - 16	43,773.09	28,324.20	22,602.60	5,721.60	New	6 Series	Private	
277	June - 19	Feb - 16	6,531.05	3,724.65	0.00	3,724.65	Used	1 Series	Private	
278	June - 19	Nov - 14	33,249.59	5,099.04	677.17	4,421.87	Used	5 Series	Commercial	
279	June - 19	Apr - 16	65,862.22	54,518.21	0.00	54,518.21	New	7 Series	Commercial	
280	July - 19	Dec - 15	45,279.99	32,580.73	0.00	32,580.73	New	2 Series	Private	
281	July - 19	Dec - 14	14,246.27	2,636.16	500.00	2,136.16	Used	3 Series	Private	
282	July - 19	June - 14	17,527.86	10,449.54	4,716.14	5,733.40	Used	5 Series	Commercial	
283	July - 19	Feb - 16	20,816.89	10,948.10	0.00	10,948.10	New	1 Series	Commercial	
284	July - 19	Dec - 15	87,588.00	54,816.57	0.00	54,816.57	New	7 Series	Private	
285	July - 19	June - 16	13,017.10	9,268.64	3,607.96	5,660.68	Used	Non BMW Group (incl. Motorcycles)	Private	
286	July - 19	June - 15	31,859.41	23,093.24	19,867.19	3,226.05	Used	Non BMW Group (incl. Motorcycles)	Commercial	
287	July - 19	Dec - 15	8,162.80	2,057.55	309.54	1,748.01	Used	1 Series	Private	
288	July - 19	Apr - 14	18,034.51	6,414.74	4,286.05	2,128.69	Used	5 Series	Commercial	

Compartment German Auto Loans 5
Monthly Investor Report



Rolls-Royce
Motor Cars Limited

Reporting Date	Aug 08, 2019		
Payment Date	Aug 20, 2019		
Period No	34		
Monthly Period	July 31, 2019		
Interest Period	From	July 22, 2019	to Aug 20, 2019 = 29 days

9. Defaulted Amount & Recovery Amount - Loan Level Data*

	Month / Year of Default	Month / Year of Loan Origination	Principal Balance (Initial in EUR)	Principal Balance of Loan at Default (in EUR)	Recovery Total (in EUR)	Principal Balance End of Period (in EUR)	Object Type (new / used)	Vehicle Series	Customer Type (private / commercial)	Out of Deal (Month / Year)
289	July - 19	Dec - 15	36.886.73	28.597.38	0.00	28.597.38	New	3 Series	Private	
290	July - 19	June - 16	6.800.35	630.83	110.77	520.06	Used	1 Series	Commercial	
291	July - 19	Dec - 15	11.586.12	7.288.67	4.991.04	2.297.63	Used	1 Series	Private	
292	July - 19	May - 16	24.190.83	15.972.46	9.615.09	6.357.37	Used	X1 Series	Private	
293	July - 19	Apr - 16	24.584.99	10.517.35	-79.95	10.597.30	New	1 Series	Commercial	
294	July - 19	Mar - 16	19.502.03	14.893.54	13.369.53	1.524.01	Used	X6 Series	Private	
295	July - 19	Dec - 15	9.561.90	1.037.84	324.44	713.40	Used	5 Series	Private	
296	July - 19	Feb - 16	35.838.79	26.176.02	19.173.32	7.002.70	Used	7 Series	Private	
297	July - 19	May - 16	21.920.39	15.789.40	10.051.22	5.738.18	New	Other BMW Group	Private	
298	July - 19	Mar - 16	37.743.76	26.968.79	6.241.34	20.727.45	Used	X5 Series	Commercial	
299	July - 19	Apr - 16	13.513.12	9.582.73	6.148.11	3.434.62	Used	MINI	Commercial	
300	Mar - 17	June - 15	11.477.74	253.15	105.96	147.19	Used	X3 Series	Commercial	Mar - 17
301	Jan - 17	May - 14	15.875.79	15.875.79	14.998.26	877.53	Used	X6 Series	Commercial	May - 17
302	Feb - 17	Feb - 15	19.461.42	19.461.42	9.864.56	9.596.86	Used	5 Series	Commercial	May - 17
303	Mar - 17	Feb - 14	2.986.84	2.638.57	1.385.76	1.252.81	Used	Non BMW Group (incl. Motorcycles)	Commercial	May - 17
304	Mar - 17	June - 16	20.796.00	20.323.47	5.765.29	14.558.18	Used	3 Series	Private	May - 17
305	Mar - 17	June - 16	9.620.04	9.509.16	6.905.72	2.603.44	Used	1 Series	Commercial	May - 17
306	Mar - 17	June - 15	78.120.15	76.221.90	33.955.65	42.266.25	New	7 Series	Commercial	June - 17
307	Mar - 17	May - 16	34.482.06	33.887.95	32.501.03	1.468.77	Used	5 Series	Private	June - 17
308	Mar - 17	Feb - 14	19.225.53	18.377.08	12.637.86	5.739.22	New	3 Series	Private	June - 17
309	Mar - 17	Apr - 15	22.146.23	21.646.23	19.986.08	1.660.15	Used	7 Series	Commercial	June - 17
310	June - 17	Feb - 15	18.007.15	18.007.15	4.964.94	13.042.21	Used	Non BMW Group (incl. Motorcycles)	Commercial	July - 17
311	Apr - 17	Apr - 16	34.584.26	33.045.47	22.006.95	11.131.17	Used	X1 Series	Private	Aug - 17
312	May - 17	Aug - 13	8.075.14	7.876.18	5.326.03	2.550.15	Used	1 Series	Private	Aug - 17
313	May - 17	Sept - 14	16.038.63	15.844.57	6.293.72	9.550.85	Used	1 Series	Private	Aug - 17
314	May - 17	May - 14	19.500.30	18.567.07	8.514.93	10.052.14	New	MINI	Commercial	Aug - 17
315	Aug - 17	Feb - 14	28.100.80	3.457.52	1.940.45	1.517.07	New	X1 Series	Commercial	Aug - 17
316	Aug - 17	Sept - 15	5.565.68	4.453.12	1.644.27	2.808.85	Used	5 Series	Commercial	Aug - 17
317	June - 17	Apr - 15	6.051.40	5.305.26	4.364.99	940.27	Used	3 Series	Private	Sept - 17
318	June - 17	June - 16	6.514.20	5.797.50	4.132.83	1.664.67	Used	5 Series	Commercial	Sept - 17
319	June - 17	June - 16	45.409.17	43.639.09	39.071.05	4.568.04	Used	X5 Series	Commercial	Sept - 17
320	June - 17	Mar - 15	7.355.16	6.363.22	5.661.36	701.86	Used	MINI	Commercial	Sept - 17
321	Sept - 17	June - 13	10.565.35	6.437.99	1.092.97	5.345.02	Used	3 Series	Private	Sept - 17
322	July - 17	Jan - 15	36.337.14	33.642.50	26.541.52	7.100.98	Used	X6 Series	Commercial	Oct - 17
323	July - 17	Aug - 14	11.432.49	10.970.07	8.952.54	2.017.53	Used	1 Series	Private	Oct - 17
324	July - 17	June - 16	32.057.68	30.926.11	22.553.95	8.372.16	Used	5 Series	Commercial	Oct - 17

Compartment German Auto Loans 5
Monthly Investor Report



Rolls-Royce
Motor Cars Limited

Reporting Date	Aug 08, 2019		
Payment Date	Aug 20, 2019		
Period No	34		
Monthly Period	July 31, 2019		
Interest Period	From	July 22, 2019	to Aug 20, 2019 = 29 days

9. Defaulted Amount & Recovery Amount - Loan Level Data*

	Month / Year of Default	Month / Year of Loan Origination	Principal Balance (Initial in EUR)	Principal Balance of Loan at Default (in EUR)	Recovery Total (in EUR)	Principal Balance End of Period (in EUR)	Object Type (new / used)	Vehicle Series	Customer Type (private / commercial)	Out of Deal (Month / Year)
325	July - 17	June - 14	23,857.46	22,798.66	20,988.39	1,810.27	New	2 Series	Private	Oct - 17
326	Oct - 17	Dec - 12	31,716.86	5,241.02	1,066.04	4,174.98	Used	5 Series	Commercial	Oct - 17
327	Aug - 17	Feb - 16	9,744.09	8,876.56	6,511.18	2,365.38	Used	Non BMW Group (incl. Motorcycles)	Private	Nov - 17
328	Aug - 17	July - 15	24,347.95	23,104.32	21,119.95	1,984.37	New	MINI	Commercial	Nov - 17
329	Aug - 17	May - 16	26,192.98	24,952.67	20,153.87	4,798.80	New	2 Series	Commercial	Nov - 17
330	Aug - 17	Apr - 16	5,463.91	4,720.01	3,062.42	1,657.59	Used	Non BMW Group (incl. Motorcycles)	Commercial	Nov - 17
331	Aug - 17	Mar - 16	45,113.29	42,738.69	33,461.98	9,276.71	Used	5 Series	Private	Nov - 17
332	Aug - 17	Feb - 16	42,113.63	40,302.52	30,798.34	9,629.79	New	3 Series	Private	Nov - 17
333	Aug - 17	Aug - 15	48,249.44	45,035.94	29,691.05	15,344.89	Used	X6 Series	Commercial	Nov - 17
334	Sept - 17	Feb - 16	20,247.77	17,808.67	13,361.76	4,446.91	Used	X5 Series	Commercial	Nov - 17
335	Nov - 17	Nov - 14	27,560.01	247.88	30.40	217.48	New	MINI	Private	Nov - 17
336	Sept - 17	May - 14	29,521.04	27,670.66	19,834.14	7,836.52	New	5 Series	Commercial	Dec - 17
337	Sept - 17	Jan - 16	13,087.92	11,994.43	10,290.61	1,703.82	New	Other BMW Group	Commercial	Dec - 17
338	Dec - 17	June - 14	17,681.36	2,325.59	735.91	1,589.68	New	MINI	Commercial	Dec - 17
339	Sept - 17	Jan - 15	14,067.97	11,753.08	10,676.73	1,076.35	Used	5 Series	Commercial	Jan - 18
340	Oct - 17	Aug - 14	10,800.18	8,596.26	5,824.34	2,771.92	Used	X3 Series	Commercial	Jan - 18
341	Oct - 17	May - 15	25,171.60	23,691.11	14,753.08	8,938.03	New	MINI	Private	Jan - 18
342	Oct - 17	Feb - 16	25,784.58	23,069.68	14,483.17	8,586.51	Used	5 Series	Commercial	Jan - 18
343	Oct - 17	July - 14	9,242.28	8,014.92	4,112.85	3,902.07	Used	1 Series	Private	Jan - 18
344	Nov - 17	Aug - 14	14,873.78	13,492.98	11,003.73	2,489.25	Used	X1 Series	Private	Jan - 18
345	Nov - 17	Mar - 15	18,159.26	17,785.02	11,118.83	6,666.19	New	MINI	Private	Jan - 18
346	Nov - 17	Nov - 15	22,683.72	20,803.26	13,055.48	7,747.78	New	1 Series	Commercial	Feb - 18
347	Nov - 17	Sept - 15	15,863.34	13,615.99	11,190.21	2,425.78	Used	1 Series	Private	Feb - 18
348	Nov - 17	Oct - 15	44,733.24	40,381.09	25,577.89	14,803.20	New	5 Series	Commercial	Feb - 18
349	Nov - 17	May - 15	17,363.08	16,494.34	16,369.61	124.73	Used	3 Series	Private	Feb - 18
350	Dec - 17	Sept - 15	19,652.27	16,908.97	10,227.58	6,681.39	Used	X1 Series	Commercial	Mar - 18
351	Dec - 17	Apr - 16	42,530.43	36,498.11	26,127.13	10,370.98	New	4 Series	Commercial	Mar - 18
352	Dec - 17	June - 14	27,651.96	23,693.29	13,972.10	9,721.19	Used	5 Series	Private	Mar - 18
353	Dec - 17	Mar - 16	48,918.53	42,868.97	28,793.08	14,075.89	Used	6 Series	Commercial	Mar - 18
354	Jan - 18	June - 16	38,486.40	33,698.46	17,556.76	16,141.70	New	3 Series	Commercial	Apr - 18
355	Jan - 18	June - 16	24,834.16	22,069.00	15,821.35	6,247.65	Used	MINI	Private	Apr - 18
356	Jan - 18	May - 16	7,117.64	6,504.06	5,804.51	699.55	Used	Other BMW Group	Private	Apr - 18
357	Jan - 18	Dec - 15	24,572.88	21,020.68	15,343.08	5,677.60	Used	5 Series	Commercial	Apr - 18
358	Jan - 18	Sept - 13	17,022.49	14,523.74	10,547.76	3,975.98	New	MINI	Private	Apr - 18
359	Feb - 18	Jan - 16	40,691.74	37,619.53	23,861.95	13,757.58	New	4 Series	Commercial	Apr - 18
360	Aug - 17	June - 13	13,622.63	11,947.72	9,516.05	2,431.67	New	1 Series	Commercial	May - 18

Compartment German Auto Loans 5

Monthly Investor Report



Rolls-Royce
Motor Cars Limited

Reporting Date	Aug 08, 2019		
Payment Date	Aug 20, 2019		
Period No	34		
Monthly Period	July 31, 2019		
Interest Period	From	July 22, 2019	to Aug 20, 2019 = 29 days

9. Defaulted Amount & Recovery Amount - Loan Level Data*

	Month / Year of Default	Month / Year of Loan Origination	Principal Balance (Initial in EUR)	Principal Balance of Loan at Default (in EUR)	Recovery Total (in EUR)	Principal Balance End of Period (in EUR)	Object Type (new / used)	Vehicle Series	Customer Type (private / commercial)	Out of Deal (Month / Year)
361	Feb - 18	May - 16	30,156.58	25,187.72	17,558.56	7,629.16	Used	5 Series	Commercial	May - 18
362	Feb - 18	Aug - 15	20,916.38	18,657.31	14,089.46	4,567.85	Used	5 Series	Private	May - 18
363	Feb - 18	Dec - 14	9,960.07	8,690.83	7,171.97	1,518.86	New	Non BMW Group (incl. Motorcycles)	Commercial	May - 18
364	Feb - 18	Feb - 16	10,109.11	9,132.11	8,592.12	539.99	Used	1 Series	Private	May - 18
365	Mar - 18	Dec - 14	33,583.98	27,774.90	17,298.49	10,476.41	New	2 Series	Commercial	May - 18
366	Mar - 18	May - 14	23,058.17	18,543.92	12,828.77	5,715.15	Used	5 Series	Private	May - 18
367	May - 18	July - 15	26,595.82	8,887.58	1,794.66	7,092.92	Used	3 Series	Private	May - 18
368	May - 18	May - 16	51,323.25	67.20	63.85	3.35	New	4 Series	Commercial	May - 18
369	Feb - 18	Apr - 16	38,857.59	35,690.54	21,544.47	14,146.07	New	Non BMW Group (incl. Motorcycles)	Private	June - 18
370	Mar - 18	Sept - 15	21,074.35	17,252.20	10,101.77	7,150.43	Used	Non BMW Group (incl. Motorcycles)	Private	June - 18
371	Mar - 18	June - 16	46,280.34	44,233.76	36,333.06	7,900.70	New	2 Series	Private	June - 18
372	Mar - 18	Feb - 14	12,228.83	10,184.92	9,646.13	538.79	Used	MINI	Private	June - 18
373	Mar - 18	Nov - 12	12,180.51	9,576.45	4,584.16	4,992.29	Used	3 Series	Private	June - 18
374	Mar - 18	Apr - 15	20,525.83	17,116.62	10,965.42	6,151.20	Used	3 Series	Private	June - 18
375	Mar - 18	June - 16	21,168.62	18,237.59	13,778.57	4,459.02	Used	1 Series	Private	June - 18
376	Apr - 18	Mar - 16	51,268.22	47,603.23	0.00	47,819.87	New	4 Series	Private	June - 18
377	Apr - 18	Mar - 16	80,178.42	70,803.43	44,749.05	26,054.38	New	7 Series	Commercial	June - 18
378	Mar - 18	Feb - 15	19,249.48	15,339.90	13,566.98	1,772.92	New	MINI	Private	July - 18
379	Apr - 18	July - 15	9,648.30	7,169.14	3,112.67	4,056.47	Used	Non BMW Group (incl. Motorcycles)	Private	July - 18
380	Apr - 18	May - 16	30,026.33	26,627.45	20,552.02	6,075.43	Used	7 Series	Private	July - 18
381	Apr - 18	May - 16	20,723.15	18,689.85	16,031.91	2,657.94	Used	2 Series	Commercial	July - 18
382	May - 18	Mar - 15	27,069.70	21,663.72	15,636.04	6,027.68	New	5 Series	Commercial	July - 18
383	Mar - 18	Mar - 16	22,036.56	19,540.84	14,859.23	4,681.61	New	2 Series	Commercial	Aug - 18
384	May - 18	June - 16	38,697.21	32,323.82	23,243.07	9,080.75	Used	X5 Series	Commercial	Aug - 18
385	May - 18	Mar - 14	13,322.30	9,037.93	8,122.34	915.59	Used	3 Series	Commercial	Aug - 18
386	May - 18	Apr - 16	14,054.62	11,808.13	7,560.79	4,247.34	Used	1 Series	Commercial	Aug - 18
387	June - 18	June - 14	13,008.29	10,129.19	7,794.52	2,334.67	Used	MINI	Private	Sept - 18
388	June - 18	Feb - 16	8,171.54	5,903.39	4,851.43	1,051.96	Used	5 Series	Private	Sept - 18
389	July - 18	Feb - 16	19,362.91	12,788.02	8,476.15	4,311.87	New	Other BMW Group	Commercial	Sept - 18
390	Sept - 18	Apr - 14	12,918.01	7,578.70	1,428.47	6,150.23	Used	1 Series	Private	Sept - 18
391	Apr - 18	Sept - 14	28,337.42	22,763.81	17,663.80	5,100.01	New	X1 Series	Private	Oct - 18
392	Apr - 18	Jan - 16	21,583.36	18,070.34	11,625.77	6,444.57	Used	3 Series	Commercial	Oct - 18
393	May - 18	June - 16	27,549.41	23,776.89	15,131.73	8,645.16	New	MINI	Commercial	Oct - 18
394	July - 18	Apr - 15	13,025.54	8,196.04	6,842.52	1,353.52	Used	MINI	Commercial	Oct - 18
395	July - 18	Apr - 15	19,703.22	14,441.30	12,648.40	1,792.90	Used	5 Series	Private	Oct - 18
396	Aug - 18	June - 15	12,680.22	7,141.65	855.41	6,286.24	New	Other BMW Group	Commercial	Nov - 18

Compartment German Auto Loans 5
Monthly Investor Report



Rolls-Royce
Motor Cars Limited

Reporting Date	Aug 08, 2019		
Payment Date	Aug 20, 2019		
Period No	34		
Monthly Period	July 31, 2019		
Interest Period	From	July 22, 2019	to Aug 20, 2019 = 29 days

9. Defaulted Amount & Recovery Amount - Loan Level Data*

	Month / Year of Default	Month / Year of Loan Origination	Principal Balance (Initial in EUR)	Principal Balance of Loan at Default (in EUR)	Recovery Total (in EUR)	Principal Balance End of Period (in EUR)	Object Type (new / used)	Vehicle Series	Customer Type (private / commercial)	Out of Deal (Month / Year)
397	Aug - 18	June - 16	21,145.94	17,603.85	11,065.41	6,538.44	Used	X5 Series	Commercial	Nov - 18
398	Aug - 18	Aug - 15	24,086.21	18,907.88	13,167.93	5,794.03	Used	3 Series	Private	Nov - 18
399	Aug - 18	Apr - 16	10,767.46	9,056.98	7,407.73	1,649.25	New	Other BMW Group	Private	Nov - 18
400	Aug - 18	June - 15	36,835.47	31,300.61	20,030.38	11,270.23	New	5 Series	Commercial	Nov - 18
401	Aug - 18	Apr - 16	24,800.50	20,253.92	15,158.58	5,095.34	Used	3 Series	Private	Nov - 18
402	Sept - 18	Apr - 16	21,478.24	16,688.24	11,592.48	5,095.76	Used	5 Series	Commercial	Nov - 18
403	Sept - 18	Apr - 16	33,154.99	21,849.66	19,230.55	2,619.11	Used	5 Series	Commercial	Nov - 18
404	Sept - 18	Mar - 16	23,114.29	18,689.07	11,556.70	7,132.37	Used	3 Series	Commercial	Dec - 18
405	Oct - 18	Mar - 15	37,872.62	1,154.76	749.23	405.53	New	X3 Series	Commercial	Dec - 18
406	Oct - 18	Feb - 16	20,380.06	17,130.17	15,096.22	2,033.95	New	Other BMW Group	Private	Jan - 19
407	Oct - 18	Sept - 15	16,755.29	12,492.35	10,638.79	1,853.56	New	1 Series	Private	Jan - 19
408	Oct - 18	May - 16	30,002.78	22,428.52	9,085.69	13,342.83	Used	5 Series	Commercial	Jan - 19
409	July - 17	Dec - 15	18,773.22	17,757.38	11,545.99	6,211.39	Used	1 Series	Private	Feb - 19
410	Oct - 18	Feb - 15	27,110.19	20,475.97	16,450.92	4,025.05	Used	X6 Series	Commercial	Feb - 19
411	Nov - 18	Mar - 15	19,160.75	14,557.33	7,101.09	7,456.24	Used	5 Series	Private	Feb - 19
412	Nov - 18	May - 16	30,832.63	27,498.18	17,695.56	9,802.62	New	2 Series	Commercial	Feb - 19
413	Apr - 18	Mar - 15	23,901.58	20,637.10	14,351.66	6,285.44	New	X1 Series	Commercial	Mar - 19
414	July - 18	Aug - 13	20,173.07	15,147.39	11,101.39	4,046.00	Used	7 Series	Commercial	Mar - 19
415	Dec - 18	Aug - 15	19,841.42	15,258.09	13,758.32	1,499.77	Used	5 Series	Private	Mar - 19
416	Dec - 18	July - 13	20,128.03	12,725.51	9,967.88	2,757.63	New	1 Series	Private	Mar - 19
417	Mar - 19	Jan - 14	18,570.45	12,096.64	11,899.98	196.66	Used	5 Series	Private	Mar - 19
418	Nov - 18	Feb - 16	18,045.53	13,485.83	11,740.81	1,776.69	Used	MINI	Private	Apr - 19
419	Jan - 19	June - 16	41,637.54	34,938.01	18,335.07	16,602.94	New	2 Series	Commercial	Apr - 19
420	Feb - 19	Nov - 13	11,935.60	6,896.08	2,872.93	4,023.15	Used	3 Series	Private	May - 19
421	Mar - 19	June - 16	23,185.48	17,749.96	11,341.50	6,408.46	Used	3 Series	Commercial	May - 19
422	Mar - 19	Aug - 15	33,028.41	24,561.79	17,997.27	6,564.52	Used	X6 Series	Commercial	May - 19
423	Jan - 19	June - 16	13,025.56	10,442.92	6,314.16	4,128.76	Used	Non BMW Group (incl. Motorcycles)	Private	June - 19
424	Jan - 19	Nov - 15	17,440.72	11,790.61	11,198.28	592.33	Used	5 Series	Private	June - 19
425	Mar - 19	June - 15	21,832.71	15,231.11	10,732.44	4,498.67	Used	X5 Series	Commercial	June - 19
426	June - 19	May - 16	9,218.97	5,894.48	-158.86	6,053.34	Used	Non BMW Group (incl. Motorcycles)	Private	June - 19
427	Jan - 19	Aug - 15	21,480.67	15,918.77	7,815.51	8,185.56	Used	Non BMW Group (incl. Motorcycles)	Commercial	July - 19
428	Feb - 19	Jan - 16	14,236.36	10,442.79	8,025.23	2,417.56	Used	1 Series	Private	July - 19
429	Feb - 19	Apr - 16	18,525.12	13,900.91	6,279.10	7,621.81	Used	3 Series	Private	July - 19
430	Mar - 19	Dec - 15	29,408.50	21,425.77	10,746.63	10,679.14	New	MINI	Commercial	July - 19
431	Mar - 19	June - 16	22,879.88	17,694.70	11,447.86	6,246.84	New	1 Series	Commercial	July - 19
432	Mar - 19	Jan - 16	61,384.39	45,283.32	37,587.32	7,696.00	New	4 Series	Commercial	July - 19

Compartment German Auto Loans 5
Monthly Investor Report



Rolls-Royce
 Motor Cars Limited

Reporting Date	Aug 08, 2019		
Payment Date	Aug 20, 2019		
Period No	34		
Monthly Period	July 31, 2019		
Interest Period	From	July 22, 2019	to Aug 20, 2019 = 29 days

9. Defaulted Amount & Recovery Amount - Loan Level Data*

	Month / Year of Default	Month / Year of Loan Origination	Principal Balance (Initial in EUR)	Principal Balance of Loan at Default (in EUR)	Recovery Total (in EUR)	Principal Balance End of Period (in EUR)	Object Type (new / used)	Vehicle Series	Customer Type (private / commercial)	Out of Deal (Month / Year)
433	Mar - 19	Dec - 15	16,443.35	12,060.33	5,709.16	6,351.17	Used	3 Series	Private	July - 19
434	Mar - 19	June - 16	53,220.83	40,837.42	17,976.90	22,860.52	Used	5 Series	Commercial	July - 19
435	Mar - 19	Dec - 15	26,541.99	17,574.34	14,050.76	3,523.58	Used	5 Series	Private	July - 19
436	Apr - 19	May - 16	63,256.66	51,645.92	41,944.75	9,701.17	New	X6 Series	Commercial	July - 19
437	Apr - 19	Mar - 16	25,266.70	17,428.12	15,335.15	2,092.97	New	MINI	Private	July - 19
438	Apr - 19	Feb - 16	19,417.91	10,714.47	8,575.91	2,138.56	New	MINI	Private	July - 19

*Applicable only if loans have defaulted. Does not include defaulted amounts less than 10 EUR.

Compartment German Auto Loans 5
Monthly Investor Report



Rolls-Royce
Motor Cars Limited

Reporting Date	Aug 08, 2019		
Payment Date	Aug 20, 2019		
Period No	34		
Monthly Period	July 31, 2019		
Interest Period	From	July 22, 2019	to Aug 20, 2019 = 29 days

10. Outstanding Note Balance

1. Note Balance	All Notes	Class A	Class B
Initial Note Information			
ISIN code		XS1484801763	XS1484802142
Currency		EUR	EUR
Legal final maturity		Oct 2023	Oct 2023
Rating (Fitch / Moody's / S&P/DBRS)		AAA/Aaa/N/A/N/A	N/A/N/A/N/A/N/A
Initial notes aggregate principal outstanding balance in EUR	1,075,300,000.00	1,000,000,000.00	75,300,000.00
Nominal amount per note in EUR		100,000.00	100,000.00
Initial number of notes per class in EUR		10,000	753
Current Note Information			
Notes aggregate principal outstanding balance in EUR - BoP	76,854,659.41	1,554,659.41	75,300,000.00
Available distribution amount in EUR	16,868,789.01		
Redemption per class in EUR		1,554,659.41	9,863,277.29
Redemption per note in EUR		155.47	13,098.64
Notes aggregate principal outstanding balance in EUR - EoP	65,436,722.71	0.00	65,436,722.71
Current pool factor		0.00	0.87
2. Payments to Investor per Note			
		Class A	Class B
Interest Type		Floating Rate	Fixed Rate
Reference Rate		1M_EURIBOR	NONE
Actual Interest Rate		-0.399%	NONE
Spread		0.400%	NONE
Coupon		0.001%	1.000%
Day count fraction		Actual/360	Actual/360
Interest days		29 days	29 days
Principal outstanding per note in EUR - BoP		155.47	100,000.00
Principal repayment per note in EUR		155.47	13,098.64
Principal outstanding per note in EUR - EoP		0.00	86,901.36
Interest payment per Note in EUR		0.00	80.56

Compartment German Auto Loans 5
Monthly Investor Report



Rolls-Royce
 Motor Cars Limited

Reporting Date	Aug 08, 2019			
Payment Date	Aug 20, 2019			
Period No	34			
Monthly Period	July 31, 2019			
Interest Period	From	July 22, 2019	to	Aug 20, 2019 = 29 days

10. Outstanding Note Balance

3. Credit Enhancement	Initial Period (in EUR)	Initial CE (in %)	Current Period (in EUR)	Current CE (in %)
Class A	1,000,000,000.00	7.50	0.00	104.57
Class B	75,300,000.00	0.50	65,436,722.71	48.97
Cash Reserve (+ Overcollateralisation)	5,379,959.75	0.00	57,629,780.76	0.00

"In its capacity as originator and lender, BMW Bank GmbH complies with the retention requirement of a material net economic interest in accordance with Art. 405 CRR. A minimum of 5.0% of the net economic interest will be retained throughout the life of the transaction in form of retention of the Class B Notes and the Subordinated Loan."

4. Clean-Up Call Option

If the aggregate outstanding principal balance has been reduced to less than 10% of the aggregate outstanding principal balance at the Issue Date, the seller will have the option under the receivables purchase Agreement to acquire all outstanding purchased receivables.

Aggregate outstanding principal balance at end of period (in EUR)	117,686,503.47
Clean-Up option exercisable	No

Compartment German Auto Loans 5
Monthly Investor Report



Rolls-Royce
Motor Cars Limited

Reporting Date	Aug 08, 2019			
Payment Date	Aug 20, 2019			
Period No	34			
Monthly Period	July 31, 2019			
Interest Period	From	July 22, 2019	to	Aug 20, 2019 = 29 days

11. Original Principal Balance

Initial Portfolio as of origination of contract

Group (in EUR) (by Original Principal Balance)	Original principal balance (in EUR)	Original Principal Balance (in % of total)	Number of Contracts	Number of Contracts (in % of total)
0.00 - 5,000.00	6,992,674.68	0.56	1,862	3.10
5.000,01 - 10.000,00	64,956,645.53	5.18	8,288	13.79
10.000,01 - 15.000,00	146,836,978.81	11.70	11,642	19.37
15.000,01 - 20.000,00	202,190,645.60	16.11	11,518	19.16
20.000,01 - 25.000,00	212,735,086.38	16.95	9,471	15.76
25.000,01 - 30.000,00	183,995,892.42	14.66	6,707	11.16
30.000,01 - 35.000,00	136,384,047.80	10.87	4,213	7.01
35.000,01 - 40.000,00	90,221,057.97	7.19	2,416	4.02
40.000,01 - 45.000,00	58,755,377.74	4.68	1,385	2.30
45.000,01 - 50.000,00	39,632,006.73	3.16	838	1.39
50.000,01 - 55.000,00	28,130,280.93	2.24	537	0.89
55.000,01 - 60.000,00	23,199,116.97	1.85	403	0.67
> 60.000,00	60,851,137.78	4.85	831	1.38
Total	1,254,880,949.34	100.00	60,111	100.00

Average:	20,876.06
Min:	1,049.00
Max:	200,000.00

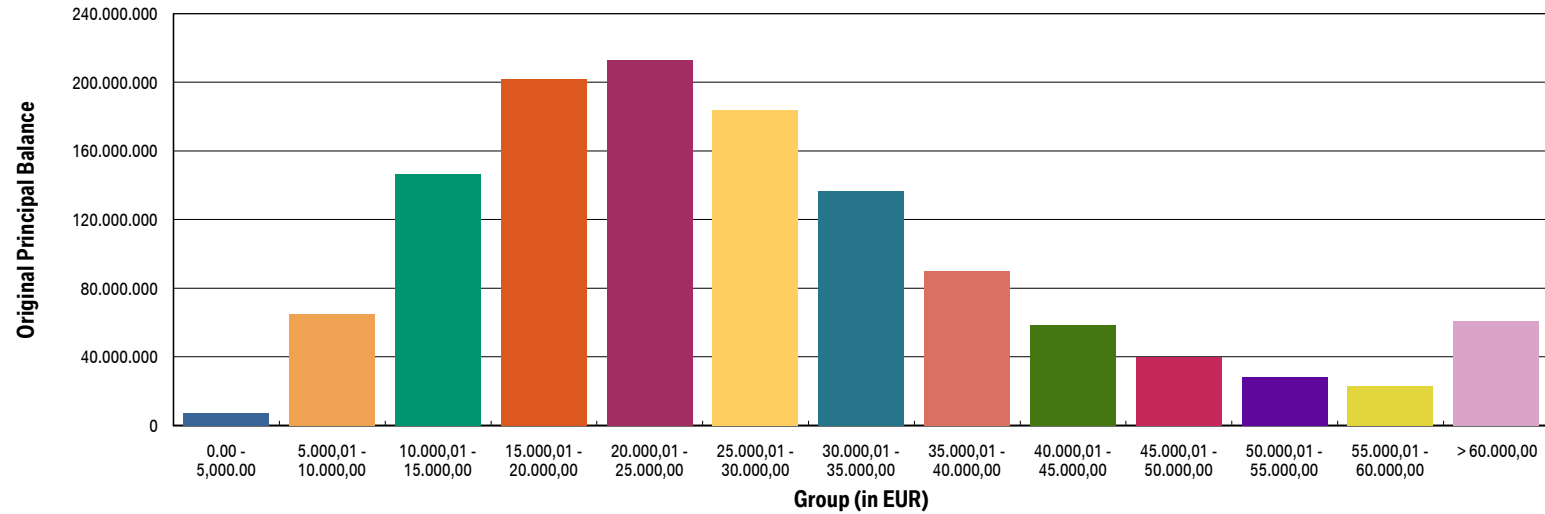
Compartment German Auto Loans 5
Monthly Investor Report



Rolls-Royce
 Motor Cars Limited

Reporting Date	Aug 08, 2019			
Payment Date	Aug 20, 2019			
Period No	34			
Monthly Period	July 31, 2019			
Interest Period	From	July 22, 2019	to	Aug 20, 2019 = 29 days

11a. Original Principal Balance (graph)



Compartment German Auto Loans 5
Monthly Investor Report



Rolls-Royce
Motor Cars Limited

Reporting Date	Aug 08, 2019			
Payment Date	Aug 20, 2019			
Period No	34			
Monthly Period	July 31, 2019			
Interest Period	From	July 22, 2019	to	Aug 20, 2019 = 29 days

12. Aggregate Principal Balance

Initial Portfolio

Group (in EUR)	Aggregate Principal Balance (in EUR)	Aggregate Principal Balance (in % of total)	Number of Contracts	Number of Contracts (in % of total)
0.00 - 5,000.00	15,637,512.29	1.45	4,757	7.91
5.000,01 - 10.000,00	85,191,764.85	7.92	11,180	18.60
10.000,01 - 15.000,00	154,031,838.67	14.32	12,297	20.46
15.000,01 - 20.000,00	189,394,122.78	17.61	10,861	18.07
20.000,01 - 25.000,00	184,904,410.27	17.20	8,271	13.76
25.000,01 - 30.000,00	144,739,496.87	13.46	5,298	8.81
30.000,01 - 35.000,00	99,646,407.14	9.27	3,090	5.14
35.000,01 - 40.000,00	62,264,067.48	5.79	1,673	2.78
40.000,01 - 45.000,00	41,722,773.82	3.88	988	1.64
45.000,01 - 50.000,00	26,196,826.38	2.44	553	0.92
50.000,01 - 55.000,00	18,897,999.72	1.76	361	0.60
55.000,01 - 60.000,00	15,417,215.78	1.43	269	0.45
> 60.000,00	37,255,523.70	3.46	513	0.85
Total	1,075,299,959.75	100.00	60,111	100.00
Average:	17,888.57			
Min:	197.27			
Max:	187,245.56			

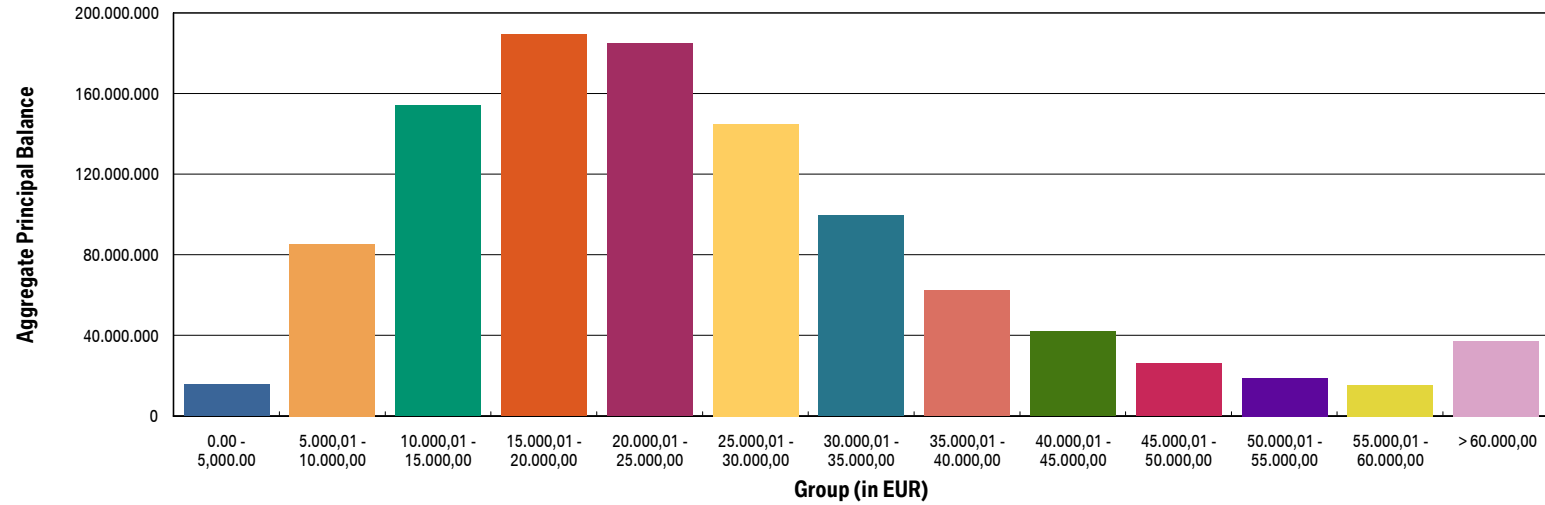
Compartment German Auto Loans 5
Monthly Investor Report



Rolls-Royce
 Motor Cars Limited

Reporting Date	Aug 08, 2019				
Payment Date	Aug 20, 2019				
Period No	34				
Monthly Period	July 31, 2019				
Interest Period	From	July 22, 2019	to	Aug 20, 2019	= 29 days

12a. Aggregate Principal Balance (graph)



Compartment German Auto Loans 5
Monthly Investor Report



Rolls-Royce
Motor Cars Limited

Reporting Date	Aug 08, 2019			
Payment Date	Aug 20, 2019			
Period No	34			
Monthly Period	July 31, 2019			
Interest Period	From	July 22, 2019	to	Aug 20, 2019 = 29 days

13. Aggregate Outstanding Principal Balance

Portfolio as of: July 31, 2019

Group (in EUR)	Aggregate Outstanding Principal Balance (in EUR)	Aggregate Outstanding Principal Balance (in % of total)	Number of Contracts	Number of Contracts (in % of total)
0.00 - 5,000.00	3,993,887.47	3.39	6,231	43.72
5,000,01 - 10,000,00	21,226,496.26	18.04	2,768	19.42
10,000,01 - 15,000,00	28,422,266.16	24.15	2,301	16.15
15,000,01 - 20,000,00	27,737,455.56	23.57	1,610	11.30
20,000,01 - 25,000,00	16,592,937.37	14.10	752	5.28
25,000,01 - 30,000,00	7,882,281.22	6.70	289	2.03
30,000,01 - 35,000,00	4,075,365.87	3.46	127	0.89
35,000,01 - 40,000,00	2,628,184.38	2.23	71	0.50
40,000,01 - 45,000,00	1,895,228.19	1.61	45	0.32
45,000,01 - 50,000,00	983,140.88	0.84	21	0.15
50,000,01 - 55,000,00	886,828.09	0.75	17	0.12
55,000,01 - 60,000,00	575,875.06	0.49	10	0.07
> 60,000,00	786,556.96	0.67	10	0.07
Total	117,686,503.47	100.00	14,252	100.00

WA:	8,257.54
Min:	0.00
Max:	99,009.00

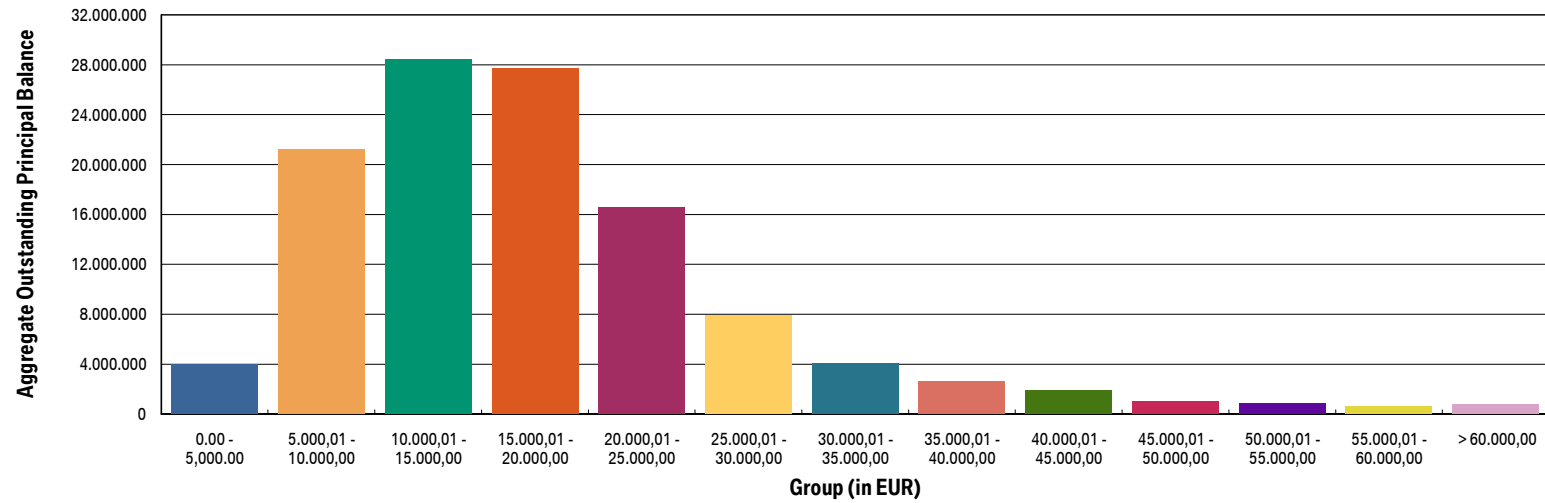
Compartment German Auto Loans 5
Monthly Investor Report



Rolls-Royce
 Motor Cars Limited

Reporting Date	Aug 08, 2019				
Payment Date	Aug 20, 2019				
Period No	34				
Monthly Period	July 31, 2019				
Interest Period	From	July 22, 2019	to	Aug 20, 2019	= 29 days

13a. Aggregate Outstanding Principal Balance (graph)



Compartment German Auto Loans 5
Monthly Investor Report



Rolls-Royce
Motor Cars Limited

Reporting Date	Aug 08, 2019				
Payment Date	Aug 20, 2019				
Period No	34				
Monthly Period	July 31, 2019				
Interest Period	From	July 22, 2019	to	Aug 20, 2019	= 29 days

14. Down Payments

Portfolio as of: July 31, 2019

Down Payment	Aggregate Outstanding Principal Balance (in EUR)	Aggregate Outstanding Principal Balance (in % of total)	Number of Contracts	Number of Contracts (in % of total)	Down Payment/ Purchase Price (in %)
No Down Payment	34,052,087.63	28.93	3,846	26.99	0.00
<=1000	3,435,133.64	2.92	443	3.11	4.30
1.000,01 - 2.000,00	7,817,875.72	6.64	1,065	7.47	8.87
2.000,01 - 3.000,00	9,551,584.28	8.12	1,229	8.62	12.33
3.000,01 - 4.000,00	7,825,378.93	6.65	995	6.98	16.12
4.000,01 - 5.000,00	12,154,267.34	10.33	1,488	10.44	18.10
5.000,01 - 6.000,00	6,953,866.23	5.91	823	5.77	20.40
6.000,01 - 7.000,00	5,919,811.72	5.03	699	4.90	22.11
7.000,01 - 8.000,00	5,325,219.09	4.52	631	4.43	23.89
8.000,01 - 9.000,00	2,797,117.41	2.38	349	2.45	26.15
9.000,01 - 10.000,00	7,068,600.77	6.01	842	5.91	26.75
10.000,01 - 11.000,00	1,651,901.86	1.40	188	1.32	26.21
11.000,01 - 12.000,00	2,125,934.35	1.81	278	1.95	29.78
12.000,01 - 13.000,00	1,563,763.61	1.33	185	1.30	30.26
13.000,01 - 14.000,00	904,686.84	0.77	125	0.88	35.10
14.000,01 - 15.000,00	2,735,363.31	2.32	317	2.22	31.36
> 15.000,00	5,803,910.74	4.93	749	5.26	38.43
Total	117,686,503.47	100.00	14,252	100.00	14.49

Minimum Down Payment:	85.00
Maximum Down Payment:	75,196.00
Average Down Payment:	5,122.97
Average Down Payment (customers that made a Down Payment):	7,016.39

Compartment German Auto Loans 5
Monthly Investor Report



Rolls-Royce
 Motor Cars Limited

Reporting Date	Aug 08, 2019			
Payment Date	Aug 20, 2019			
Period No	34			
Monthly Period	July 31, 2019			
Interest Period	From	July 22, 2019	to	Aug 20, 2019 = 29 days

15. Borrower Concentration

Portfolio as of: July 31, 2019

Borrower (Top 20)	Aggregate Outstanding Principal Balance (in EUR)	Aggregate Outstanding Principal Balance (in % of total)	Number of Contracts	Number of Contracts (in % of total)
1	172,907.98	0.15	4	0.03
2	138,344.14	0.12	2	0.01
3	99,009.00	0.08	1	0.01
4	98,262.04	0.08	1	0.01
5	91,762.10	0.08	1	0.01
6	77,105.23	0.07	4	0.03
7	75,039.29	0.06	1	0.01
8	73,841.81	0.06	1	0.01
9	70,767.50	0.06	1	0.01
10	65,818.24	0.06	1	0.01
11	65,119.07	0.06	1	0.01
12	64,873.83	0.06	1	0.01
13	59,461.02	0.05	1	0.01
14	59,176.30	0.05	2	0.01
15	58,715.74	0.05	1	0.01
16	58,529.31	0.05	1	0.01
17	57,761.28	0.05	2	0.01
18	57,328.14	0.05	1	0.01
19	57,234.22	0.05	1	0.01
20	56,634.53	0.05	1	0.01
Total	1,557,690.77	1.32	29	0.20
Total Portfolio Balance	117,686,503.47			

Compartment German Auto Loans 5
Monthly Investor Report



Rolls-Royce
Motor Cars Limited

Reporting Date	Aug 08, 2019			
Payment Date	Aug 20, 2019			
Period No	34			
Monthly Period	July 31, 2019			
Interest Period	From	July 22, 2019	to	Aug 20, 2019 = 29 days

16. Geographical Distribution

Initial Portfolio

Post code area	Aggregate Principal Balance (in EUR)	Aggregate Principal Balance (in % of total)	Number of Contracts	Number of contracts (in % of total)
post code area 0	62,617,569.26	5.82	3,345	5.56
post code area 1	64,724,058.05	6.02	3,484	5.80
post code area 2	97,006,840.29	9.02	5,418	9.01
post code area 3	98,527,721.89	9.16	5,720	9.52
post code area 4	128,542,597.69	11.95	7,277	12.11
post code area 5	122,357,440.82	11.38	6,987	11.62
post code area 6	136,120,871.07	12.66	7,500	12.48
post code area 7	129,822,542.48	12.07	7,512	12.50
post code area 8	143,826,273.79	13.38	7,707	12.82
post code area 9	91,754,044.41	8.53	5,161	8.59
Total	1,075,299,959.75	100.00	60,111	100.00

Compartment German Auto Loans 5
Monthly Investor Report

BMW
GROUP



Rolls-Royce
 Motor Cars Limited

Reporting Date	Aug 08, 2019			
Payment Date	Aug 20, 2019			
Period No	34			
Monthly Period	July 31, 2019			
Interest Period	From	July 22, 2019	to	Aug 20, 2019 = 29 days

16. Geographical Distribution

Portfolio as of: July 31, 2019

Post code area	Aggregate Outstanding Principal Balance (in EUR)	Aggregate Outstanding Principal Balance (in % of total)	Number of Contracts	Number of Contracts (in % of total)
post code area 0	7,046,949.44	5.99	861	6.04
post code area 1	8,040,242.63	6.83	912	6.40
post code area 2	10,846,390.85	9.22	1,254	8.80
post code area 3	11,469,692.19	9.75	1,394	9.78
post code area 4	12,554,526.47	10.67	1,578	11.07
post code area 5	13,852,527.70	11.77	1,695	11.89
post code area 6	15,196,865.91	12.91	1,837	12.89
post code area 7	14,483,166.68	12.31	1,789	12.55
post code area 8	15,024,530.70	12.77	1,770	12.42
post code area 9	9,075,242.65	7.71	1,148	8.06
post code area Others	96,368.25	0.08	14	0.10
Total	117,686,503.47	100.00	14,252	100.00

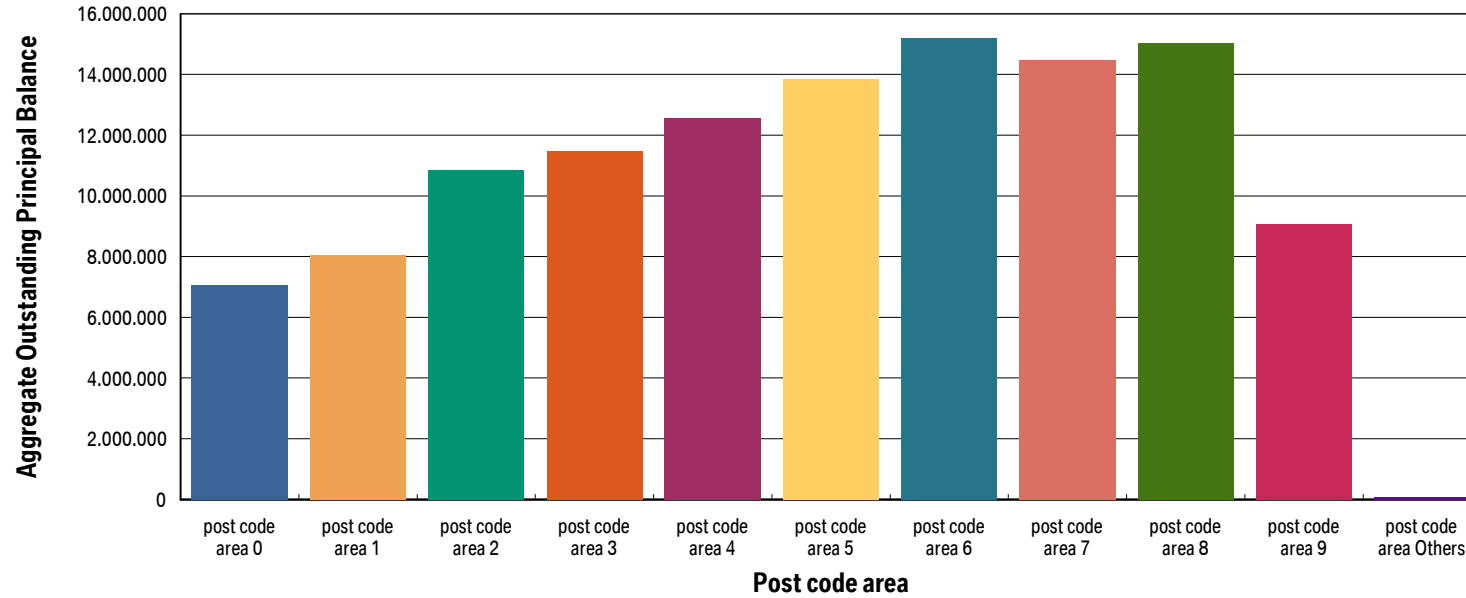
Compartment German Auto Loans 5
Monthly Investor Report



Rolls-Royce
 Motor Cars Limited

Reporting Date	Aug 08, 2019				
Payment Date	Aug 20, 2019				
Period No	34				
Monthly Period	July 31, 2019				
Interest Period	From	July 22, 2019	to	Aug 20, 2019	= 29 days

16a. Geographical Distribution (graph)



Compartment German Auto Loans 5
Monthly Investor Report



Rolls-Royce
Motor Cars Limited

Reporting Date	Aug 08, 2019			
Payment Date	Aug 20, 2019			
Period No	34			
Monthly Period	July 31, 2019			
Interest Period	From	July 22, 2019	to	Aug 20, 2019 = 29 days

17. Car Type & Customer Group

Initial Portfolio

Car Type	Aggregate Principal Balance (in EUR)	Aggregate Principal Balance (in % of total)	Number of Contracts	Number of Contracts (in % of total)
New	501,246,255.90	46.61	21,802	36.27
Used	574,053,703.85	53.39	38,309	63.73
Total	1,075,299,959.75	100.00	60,111	100.00

Customer Group	Aggregate Principal Balance (in EUR)	Aggregate Principal Balance (in % of total)	Number of Contracts	Number of Contracts (in % of total)
Commercial	292,082,204.46	27.16	12,141	20.20
Private Individual	783,217,755.29	72.84	47,970	79.80
Total	1,075,299,959.75	100.00	60,111	100.00

Compartment German Auto Loans 5
Monthly Investor Report



Rolls-Royce
 Motor Cars Limited

Reporting Date	Aug 08, 2019			
Payment Date	Aug 20, 2019			
Period No	34			
Monthly Period	July 31, 2019			
Interest Period	From	July 22, 2019	to	Aug 20, 2019 = 29 days

17. Car Type & Customer Group

Portfolio as of: July 31, 2019

Car Type	Aggregate Outstanding Principal Balance (in EUR)	Aggregate Outstanding Principal Balance (in % of total)	Number of Contracts	Number of Contracts (in % of total)
New	26,293,309.80	22.34	3,775	26.49
Used	91,393,193.67	77.66	10,477	73.51
Total	117,686,503.47	100.00	14,252	100.00

Customer Group	Aggregate Outstanding Principal Balance (in EUR)	Aggregate Outstanding Principal Balance (in % of total)	Number of Contracts	Number of Contracts (in % of total)
Commercial	25,379,211.44	21.57	2,463	17.28
Private Individual	92,307,292.03	78.43	11,789	82.72
Total	117,686,503.47	100.00	14,252	100.00

Compartment German Auto Loans 5
Monthly Investor Report



Rolls-Royce
Motor Cars Limited

Reporting Date	Aug 08, 2019			
Payment Date	Aug 20, 2019			
Period No	34			
Monthly Period	July 31, 2019			
Interest Period	From	July 22, 2019	to	Aug 20, 2019 = 29 days

18. Delinquencies

Initial Portfolio

Days past due	Aggregate Principal Balance (in EUR)	Aggregate Principal Balance (in % of total)	Number of Contracts	Number of Contracts (in % of total)
1 - 30	0.00	0.00	0	0.00
31 - 60	0.00	0.00	0	0.00
61 - 90	0.00	0.00	0	0.00
91 - 120	0.00	0.00	0	0.00
> 120	0.00	0.00	0	0.00
Total	0.00	0.00	0	0.00

Portfolio as of: July 31, 2019

Days past due	Aggregate Outstanding Principal Balance (in EUR)	Aggregate Outstanding Principal Balance (in % of total)	Number of Contracts	Number of Contracts (in % of total)
1 - 30	2,709,954.74	2.30	174	1.22
31 - 60	1,087,548.75	0.92	69	0.48
61 - 90	490,899.79	0.42	32	0.22
91 - 120	562,460.93	0.48	40	0.28
> 120	511,380.89	0.43	34	0.24
Total	5,362,245.10	4.56	349	2.45

Compartment German Auto Loans 5

Monthly Investor Report



Rolls-Royce
Motor Cars Limited

Reporting Date	Aug 08, 2019				
Payment Date	Aug 20, 2019				
Period No	34				
Monthly Period	July 31, 2019				
Interest Period	From	July 22, 2019	to	Aug 20, 2019	= 29 days

18a. Delinquencies Analysis

Monthly Period	Performing (in EUR)	31-60 days past due (in EUR)	61-90 days past due (in EUR)	91-120 days past due (in EUR)	>120 days past due (in EUR)
Oct - 16	1,050,465,864.65	0.00	0.00	0.00	0.00
Nov - 16	1,023,168,246.00	73,694.72	0.00	0.00	0.00
Dec - 16	991,189,256.94	773,609.52	25,355.68	0.00	0.00
Jan - 17	960,589,390.63	716,892.79	322,067.14	25,355.68	0.00
Feb - 17	931,192,969.16	667,682.73	82,782.59	137,186.88	25,355.68
Mar - 17	896,855,587.60	940,464.94	131,588.11	7,876.18	162,542.56
Apr - 17	865,832,054.58	1,118,085.96	444,027.66	75,267.03	145,063.06
May - 17	832,607,506.57	1,061,121.62	423,641.71	307,962.49	119,869.46
June - 17	800,546,797.86	1,036,925.52	602,947.47	289,431.30	210,879.46
July - 17	769,306,387.22	1,259,034.62	545,847.32	367,084.79	309,145.59
Aug - 17	739,845,101.64	1,023,053.29	507,725.30	269,339.21	561,371.65
Sept - 17	712,293,859.88	1,146,323.49	501,842.44	277,873.93	526,390.90
Oct - 17	684,853,799.32	875,518.50	542,497.21	395,360.84	467,685.91
Nov - 17	657,686,184.62	1,155,926.74	419,283.64	248,012.34	523,206.35
Dec - 17	631,240,622.75	1,356,281.63	345,889.66	282,993.91	440,506.51
Jan - 18	604,923,287.18	960,207.97	475,008.65	199,500.54	404,017.84
Feb - 18	578,831,482.33	992,621.09	512,566.25	189,176.77	255,408.35
Mar - 18	550,863,808.86	925,722.88	445,929.54	229,389.94	258,707.73
Apr - 18	522,595,400.35	1,000,695.48	418,552.34	205,905.13	233,707.72
May - 18	496,437,597.26	1,011,294.80	407,669.86	225,203.03	311,238.22
June - 18	468,608,888.67	952,948.61	432,485.51	268,954.09	222,630.27
July - 18	441,572,492.24	919,493.63	371,184.37	273,459.79	307,819.75
Aug - 18	417,906,385.80	878,398.70	344,764.72	252,139.98	329,930.10
Sept - 18	395,648,931.17	889,629.56	326,900.62	212,307.43	406,952.41
Oct - 18	372,258,829.52	937,151.72	261,851.62	209,422.17	265,491.51
Nov - 18	349,784,481.90	1,044,454.29	325,791.11	226,880.86	278,283.33
Dec - 18	327,960,590.34	1,180,982.31	348,315.08	233,424.13	220,972.71
Jan - 19	305,388,162.75	1,119,481.60	369,735.60	226,585.28	236,503.47

Compartment German Auto Loans 5
Monthly Investor Report

BMW
GROUP



Rolls-Royce
 Motor Cars Limited

Reporting Date	Aug 08, 2019				
Payment Date	Aug 20, 2019				
Period No	34				
Monthly Period	July 31, 2019				
Interest Period	From	July 22, 2019	to	Aug 20, 2019	= 29 days

18a. Delinquencies Analysis

Monthly Period	Performing (in EUR)	31-60 days past due (in EUR)	61-90 days past due (in EUR)	91-120 days past due (in EUR)	>120 days past due (in EUR)
Feb - 19	273,603,825.60	1,068,740.61	365,200.19	255,606.96	295,353.72
Mar - 19	235,295,606.96	1,284,070.00	505,008.85	247,952.45	304,104.50
Apr - 19	199,038,138.93	1,134,918.18	538,658.29	400,186.49	379,607.01
May - 19	162,005,523.29	1,455,163.80	481,679.65	296,995.96	540,216.22
June - 19	125,962,723.43	1,379,841.93	758,800.25	348,080.25	542,272.36
July - 19	115,034,213.11	1,087,548.75	490,899.79	562,460.93	511,380.89

Compartment German Auto Loans 5
Monthly Investor Report



Rolls-Royce
 Motor Cars Limited

Reporting Date	Aug 08, 2019			
Payment Date	Aug 20, 2019			
Period No	34			
Monthly Period	July 31, 2019			
Interest Period	From	July 22, 2019	to	Aug 20, 2019 = 29 days

19. Seasoning

Initial Portfolio

Group (in months)	Aggregate Principal Balance (in EUR)	Aggregate Principal Balance (in % of total)	Number of Contracts	Number of Contracts (in % of total)
<= 6	513,461,995.51	47.75	25,739	42.82
> 6 - <= 12	226,923,217.37	21.10	12,091	20.11
> 12 - <= 24	222,568,634.78	20.70	13,792	22.94
> 24 - <= 36	93,678,838.18	8.71	6,697	11.14
> 36 - <= 42	10,978,926.39	1.02	1,006	1.67
> 42 - <= 48	4,808,691.72	0.45	486	0.81
> 48 - <= 53	2,879,655.80	0.27	300	0.50
> 53	0.00	0.00	0	0.00
Total	1,075,299,959.75	100.00	60,111	100.00

WA Seasoning (in months):	10.84
Min (in months):	3.00
Max (in months):	53.00

Compartment German Auto Loans 5
Monthly Investor Report



Rolls-Royce
Motor Cars Limited

Reporting Date	Aug 08, 2019			
Payment Date	Aug 20, 2019			
Period No	34			
Monthly Period	July 31, 2019			
Interest Period	From	July 22, 2019	to	Aug 20, 2019 = 29 days

19. Seasoning

Portfolio as of: July 31, 2019

Group (in months)	Aggregate Outstanding Principal Balance (in EUR)	Aggregate Outstanding Principal Balance (in % of total)	Number of Contracts	Number of Contracts (in % of total)
<= 6	0.00	0.00	0	0.00
> 6 - <= 12	0.00	0.00	0	0.00
> 12 - <= 24	0.00	0.00	0	0.00
> 24 - <= 36	0.00	0.00	0	0.00
> 36 - <= 42	93,416,240.85	79.38	11,101	77.89
> 42 - <= 48	15,439,976.74	13.12	1,725	12.10
> 48 - <= 53	4,243,132.64	3.61	604	4.24
> 53	4,587,153.24	3.90	822	5.77
Total	117,686,503.47	100.00	14,252	100.00

WA Seasoning (in months):	40.86
Min (in months):	37.00
Max (in months):	87.00

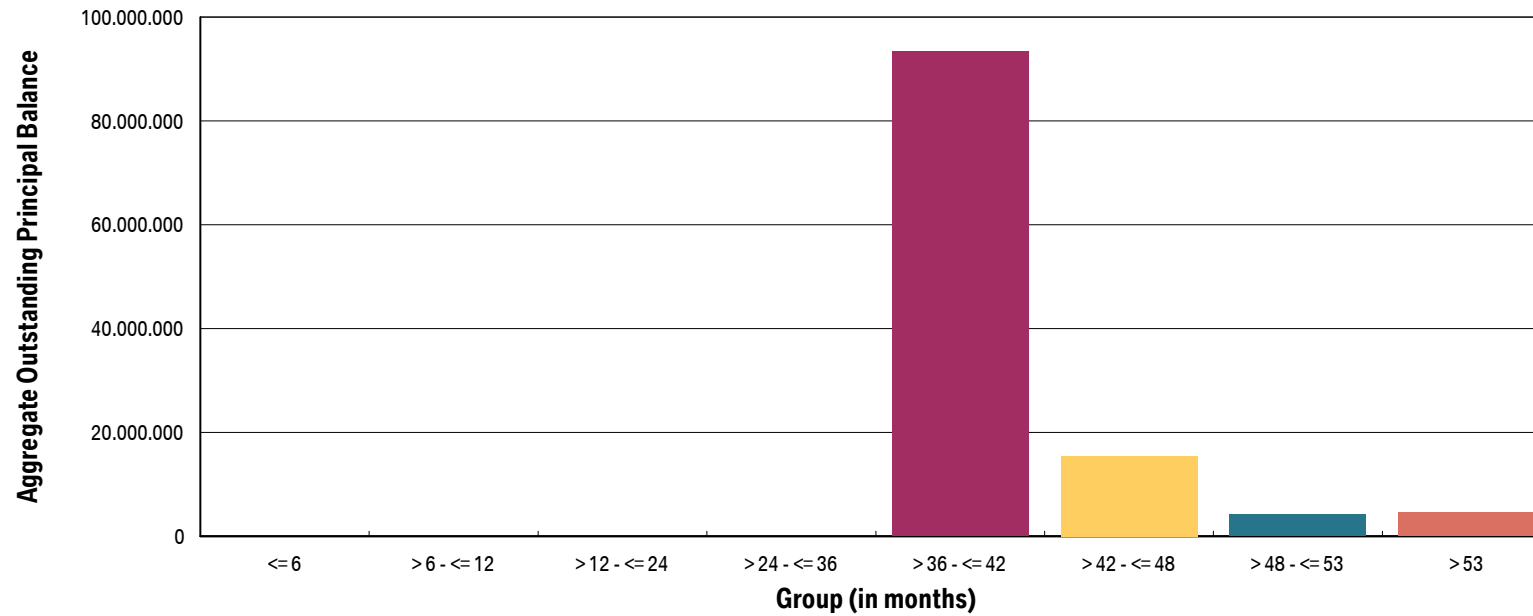
Compartment German Auto Loans 5
Monthly Investor Report



Rolls-Royce
 Motor Cars Limited

Reporting Date	Aug 08, 2019				
Payment Date	Aug 20, 2019				
Period No	34				
Monthly Period	July 31, 2019				
Interest Period	From	July 22, 2019	to	Aug 20, 2019	= 29 days

19a. Seasoning (graph)



Compartment German Auto Loans 5
Monthly Investor Report



Rolls-Royce
 Motor Cars Limited

Reporting Date	Aug 08, 2019			
Payment Date	Aug 20, 2019			
Period No	34			
Monthly Period	July 31, 2019			
Interest Period	From	July 22, 2019	to	Aug 20, 2019 = 29 days

20. Remaining Term

Initial Portfolio

Group (in months)	Aggregate Principal Balance (in EUR)	Aggregate Principal Balance (in % of total)	Number of Contracts	Number of Contracts (in % of total)
<= 6	20,798,111.35	1.93	2,129	3.54
> 6 - <= 12	62,043,913.58	5.77	5,270	8.77
> 12 - <= 24	216,926,052.89	20.17	14,643	24.36
> 24 - <= 36	461,531,199.46	42.92	23,125	38.47
> 36 - <= 42	68,695,580.55	6.39	3,896	6.48
> 42 - <= 48	86,831,785.01	8.08	4,327	7.20
> 48 - <= 53	45,890,323.30	4.27	2,001	3.33
> 53	112,582,993.61	10.47	4,720	7.85
Total	1,075,299,959.75	100.00	60,111	100.00

WA Remaining Term (in months):	31.83
Min (in months):	3.00
Max (in months):	60.00

Compartment German Auto Loans 5
Monthly Investor Report



Rolls-Royce
 Motor Cars Limited

Reporting Date	Aug 08, 2019			
Payment Date	Aug 20, 2019			
Period No	34			
Monthly Period	July 31, 2019			
Interest Period	From	July 22, 2019	to	Aug 20, 2019 = 29 days

20. Remaining Term

Portfolio as of: July 31, 2019

Group (in months)	Aggregate Outstanding Principal Balance (in EUR)	Aggregate Outstanding Principal Balance (in % of total)	Number of Contracts	Number of Contracts (in % of total)
<= 6	14,431,390.30	12.26	6,448	45.24
> 6 - <= 12	39,527,074.94	33.59	3,550	24.91
> 12 - <= 24	63,670,123.37	54.10	4,247	29.80
> 24 - <= 36	57,914.86	0.05	7	0.05
> 36 - <= 42	0.00	0.00	0	0.00
> 42 - <= 48	0.00	0.00	0	0.00
> 48 - <= 53	0.00	0.00	0	0.00
> 53	0.00	0.00	0	0.00
Total	117,686,503.47	100.00	14,252	100.00

WA Remaining Term (in months):	14.41
Min (in months):	0.00
Max (in months):	26.00

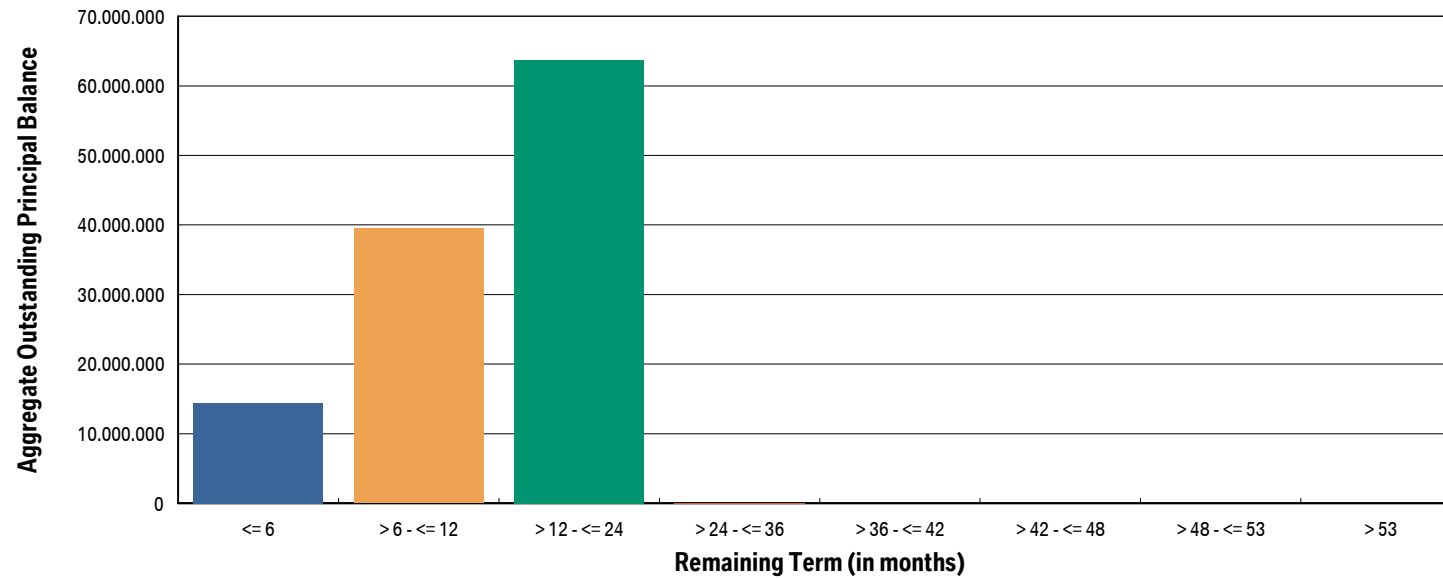
Compartment German Auto Loans 5
Monthly Investor Report



Rolls-Royce
 Motor Cars Limited

Reporting Date	Aug 08, 2019				
Payment Date	Aug 20, 2019				
Period No	34				
Monthly Period	July 31, 2019				
Interest Period	From	July 22, 2019	to	Aug 20, 2019	= 29 days

20a. Remaining Term (graph)



Compartment German Auto Loans 5
Monthly Investor Report



Rolls-Royce
Motor Cars Limited

Reporting Date	Aug 08, 2019			
Payment Date	Aug 20, 2019			
Period No	34			
Monthly Period	July 31, 2019			
Interest Period	From	July 22, 2019	to	Aug 20, 2019 = 29 days

21. Original Term

Initial Portfolio

Group (in months)	Aggregate Principal Balance (in EUR)	Aggregate Principal Balance (in % of total)	Number of Contracts	Number of Contracts (in % of total)
<= 6	0.00	0.00	0	0.00
> 6 - <= 12	755,642.02	0.07	247	0.41
> 12 - <= 24	40,304,275.47	3.75	4,425	7.36
> 24 - <= 36	623,602,005.18	57.99	33,569	55.85
> 36 - <= 42	6,532,424.98	0.61	499	0.83
> 42 - <= 48	163,854,877.82	15.24	9,826	16.35
> 48 - <= 53	877,754.24	0.08	56	0.09
> 53	239,372,980.04	22.26	11,489	19.11
Total	1,075,299,959.75	100.00	60,111	100.00

WA Original Term (in months):	42.67
Min (in months):	12.00
Max (in months):	96.00

Compartment German Auto Loans 5
Monthly Investor Report



Rolls-Royce
 Motor Cars Limited

Reporting Date	Aug 08, 2019			
Payment Date	Aug 20, 2019			
Period No	34			
Monthly Period	July 31, 2019			
Interest Period	From	July 22, 2019	to	Aug 20, 2019 = 29 days

21. Original Term

Portfolio as of: July 31, 2019

Group (in months)	Aggregate Outstanding Principal Balance (in EUR)	Aggregate Outstanding Principal Balance (in % of total)	Number of Contracts	Number of Contracts (in % of total)
<= 6	0.00	0.00	0	0.00
> 6 - <= 12	0.00	0.00	0	0.00
> 12 - <= 24	35,493.99	0.03	25	0.18
> 24 - <= 36	3,112,484.44	2.64	3,943	27.67
> 36 - <= 42	843,612.22	0.72	156	1.09
> 42 - <= 48	39,509,794.59	33.57	4,225	29.64
> 48 - <= 53	170,819.74	0.15	24	0.17
> 53	74,014,298.49	62.89	5,879	41.25
Total	117,686,503.47	100.00	14,252	100.00

WA Original Term (in months):	55.15
Min (in months):	24.00
Max (in months):	96.00

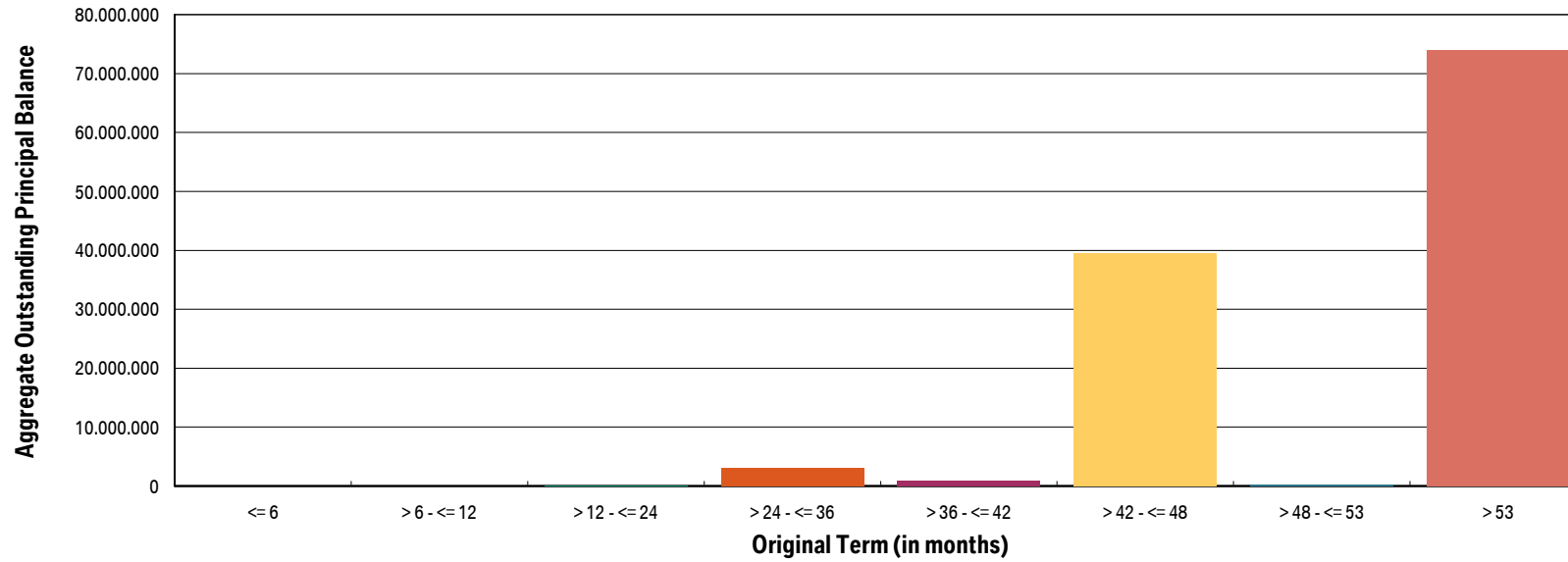
Compartment German Auto Loans 5
Monthly Investor Report



Rolls-Royce
 Motor Cars Limited

Reporting Date	Aug 08, 2019				
Payment Date	Aug 20, 2019				
Period No	34				
Monthly Period	July 31, 2019				
Interest Period	From	July 22, 2019	to	Aug 20, 2019	= 29 days

21a. Original Term (graph)



Compartment German Auto Loans 5
Monthly Investor Report



Rolls-Royce
Motor Cars Limited

Reporting Date	Aug 08, 2019			
Payment Date	Aug 20, 2019			
Period No	34			
Monthly Period	July 31, 2019			
Interest Period	From	July 22, 2019	to	Aug 20, 2019 = 29 days

22. Vehicle Class

Initial Portfolio

Group	Aggregate Principal Balance (in EUR)	Aggregate Principal Balance (in % of total)	Number of Contracts	Number of Contracts (in % of total)
BMW 1 Series	146,672,405.77	13.64	11,296	18.79
BMW 2 Series	82,922,645.22	7.71	3,480	5.79
BMW 3 Series	164,357,045.23	15.28	10,198	16.97
BMW 4 Series	37,243,190.54	3.46	1,136	1.89
BMW 5 Series	136,534,367.43	12.70	6,542	10.88
BMW 6 Series	12,000,051.05	1.12	318	0.53
BMW 7 Series	20,499,531.87	1.91	703	1.17
BMW X1 Series	74,567,841.28	6.93	4,127	6.87
BMW X3 Series	68,158,284.25	6.34	3,068	5.10
BMW X4 Series	12,984,192.20	1.21	321	0.53
BMW X5 Series	55,219,912.04	5.14	1,733	2.88
BMW X6 Series	23,366,226.03	2.17	602	1.00
BMW Z Series	12,893,256.57	1.20	703	1.17
MINI	122,921,806.64	11.43	8,390	13.96
Non BMW Group Models (incl. Motorcycles)	32,726,810.87	3.04	2,657	4.42
Other BMW Group (incl. Motorcycles)	72,232,392.76	6.72	4,837	8.05
Total	1,075,299,959.75	100.00	60,111	100.00

Compartment German Auto Loans 5
Monthly Investor Report



Rolls-Royce
Motor Cars Limited

Reporting Date	Aug 08, 2019			
Payment Date	Aug 20, 2019			
Period No	34			
Monthly Period	July 31, 2019			
Interest Period	From	July 22, 2019	to	Aug 20, 2019 = 29 days

22. Vehicle Class

Portfolio as of: July 31, 2019

Group	Aggregate Outstanding Principal Balance (in EUR)	Aggregate Outstanding Principal Balance (in % of total)	Number of Contracts	Number of Contracts (in % of total)
BMW 1 Series	18,068,340.61	15.35	3,009	21.11
BMW 2 Series	8,377,243.15	7.12	1,070	7.51
BMW 3 Series	21,546,470.09	18.31	2,386	16.74
BMW 4 Series	3,301,086.15	2.80	256	1.80
BMW 5 Series	19,291,824.53	16.39	1,801	12.64
BMW 6 Series	2,067,837.42	1.76	110	0.77
BMW 7 Series	1,958,931.79	1.66	138	0.97
BMW X1 Series	7,583,818.74	6.44	961	6.74
BMW X3 Series	8,586,582.72	7.30	788	5.53
BMW X4 Series	1,011,952.77	0.86	62	0.44
BMW X5 Series	6,328,008.18	5.38	411	2.88
BMW X6 Series	2,680,091.09	2.28	155	1.09
BMW Z Series	1,468,016.98	1.25	157	1.10
BMW i Series	129,762.41	0.11	11	0.08
MINI	8,752,992.74	7.44	1,860	13.05
Non BMW Group Models (incl. Motorcycles)	5,078,355.67	4.32	676	4.74
Other BMW Group (incl. Motorcycles)	1,455,188.43	1.24	401	2.81
Total	117,686,503.47	100.00	14,252	100.00

Compartment German Auto Loans 5
Monthly Investor Report



Rolls-Royce
Motor Cars Limited

Reporting Date	Aug 08, 2019			
Payment Date	Aug 20, 2019			
Period No	34			
Monthly Period	July 31, 2019			
Interest Period	From	July 22, 2019	to	Aug 20, 2019 = 29 days

23. Payment Type

Initial Portfolio:

Group	Aggregate Principal Balance (in EUR)	Aggregate Principal Balance (in % of total)	Number of Contracts	Number of Contracts (in % of total)
Direct debit	1,072,751,732.87	99.76	59,957	99.74
Self payment	2,548,226.88	0.24	154	0.26
Total	1,075,299,959.75	100.00	60,111	100.00

Portfolio as of: July 31, 2019

Group	Aggregate Outstanding Principal Balance (in EUR)	Aggregate Outstanding Principal Balance (in % of total)	Number of Contracts	Number of Contracts (in % of total)
Direct debit	113,685,619.63	96.60	12,834	90.05
Self payment	4,000,883.84	3.40	1,418	9.95
Total	117,686,503.47	100.00	14,252	100.00

Compartment German Auto Loans 5
Monthly Investor Report



Rolls-Royce
 Motor Cars Limited

Reporting Date	Aug 08, 2019		
Payment Date	Aug 20, 2019		
Period No	34		
Monthly Period	July 31, 2019		
Interest Period	From	July 22, 2019	to Aug 20, 2019 = 29 days

24. Interest Rates

		Weighted Average Nominal Interest Rate (in %)	
Aggregate Principal Balance (Initial)	1,075,299,959.75		3.53
Aggregate Outstanding Principal Balance	117,686,503.47		3.63

Compartment German Auto Loans 5
Monthly Investor Report



Rolls-Royce
 Motor Cars Limited

Reporting Date	Aug 08, 2019			
Payment Date	Aug 20, 2019			
Period No	34			
Monthly Period	July 31, 2019			
Interest Period	From	July 22, 2019	to	Aug 20, 2019 = 29 days

25. Credit Type

Initial Portfolio

Credit Type	Aggregate Principal Balance (in EUR)	Aggregate Principal Balance (in % of total)	Number of Contracts	Number of Contracts (in % of total)
Balloon	1,060,074,871.58	98.58	57,636	95.88
Equal Instalment Loan	15,225,088.17	1.42	2,475	4.12
Total	1,075,299,959.75	100.00	60,111	100.00

Portfolio as of: July 31, 2019

Credit Type	Aggregate Outstanding Principal Balance (in EUR)	Aggregate Outstanding Principal Balance (in % of total)	Number of Contracts	Number of Contracts (in % of total)
Balloon	116,715,186.81	99.17	13,902	97.54
Equal Instalment Loan	971,316.66	0.83	350	2.46
Total	117,686,503.47	100.00	14,252	100.00

Compartment German Auto Loans 5
Monthly Investor Report



Rolls-Royce
Motor Cars Limited

Reporting Date	Aug 08, 2019			
Payment Date	Aug 20, 2019			
Period No	34			
Monthly Period	July 31, 2019			
Interest Period	From	July 22, 2019	to	Aug 20, 2019 = 29 days

26. Contracts Per Customer

Initial Portfolio :

Group	Aggregate Principal Balance (in EUR)	Aggregate Principal Balance (in % of total)	Number of Contracts	Number of Contracts (in % of total)
1	1,017,602,889.73	94.63	57,446	95.57
2 - 4	51,656,379.60	4.80	2,379	3.96
5 - 7	2,535,838.20	0.24	133	0.22
8 - 10	1,010,395.69	0.09	34	0.06
> 10	2,494,456.53	0.23	119	0.20
Total	1,075,299,959.75	100.00	60,111	100.00

Portfolio as of: July 31, 2019

Group	Aggregate Outstanding Principal Balance (in EUR)	Aggregate Outstanding Principal Balance (in % of total)	Number of Contracts	Number of Contracts (in % of total)
1	115,700,655.75	98.31	14,099	98.93
2 - 4	1,985,847.72	1.69	153	1.07
5 - 7	0.00	0.00	0	0.00
8 - 10	0.00	0.00	0	0.00
> 10	0.00	0.00	0	0.00
Total	117,686,503.47	100.00	14,252	100.00

Compartment German Auto Loans 5
Monthly Investor Report



Rolls-Royce
 Motor Cars Limited

Reporting Date	Aug 08, 2019		
Payment Date	Aug 20, 2019		
Period No	34		
Monthly Period	July 31, 2019		
Interest Period	From	July 22, 2019	to Aug 20, 2019 = 29 days

27. Amortisation

Initial Portfolio

Period	Principal Balance (in EUR)
	1,075,299,959.75
1	1,060,386,536.06
2	1,045,426,599.52
3	1,026,524,829.90
4	1,007,855,953.55
5	988,686,108.16
6	967,785,992.11
7	946,194,178.56
8	923,515,218.64
9	901,472,839.78
10	878,059,167.42
11	856,341,784.93
12	834,355,646.06
13	811,456,793.04
14	790,219,649.31
15	768,583,336.56
16	747,367,096.70
17	724,682,607.23
18	700,065,405.54
19	673,439,291.74
20	648,989,076.41
21	623,439,136.21
22	596,069,967.45
23	571,980,335.04
24	548,230,253.84
25	524,914,708.88
26	503,309,658.01
27	479,758,473.01
28	459,530,956.11
29	417,248,019.52

Current Portfolio

Period	Principal Balance in EUR	Reduction in EUR
	117,686,503.47	
1	110,093,074.61	7,593,428.86
2	106,369,103.61	3,723,971.00
3	102,573,092.07	3,796,011.54
4	98,767,805.72	3,805,286.35
5	95,078,023.79	3,689,781.93
6	91,558,858.60	3,519,165.19
7	84,960,112.92	6,598,745.68
8	77,304,515.65	7,655,597.27
9	69,133,290.50	8,171,225.15
10	61,506,884.51	7,626,405.99
11	53,242,019.06	8,264,865.45
12	50,629,667.26	2,612,351.80
13	48,324,754.90	2,304,912.36
14	46,168,533.00	2,156,221.90
15	43,653,599.37	2,514,933.63
16	41,148,395.85	2,505,203.52
17	38,893,903.98	2,254,491.87
18	36,592,971.40	2,300,932.58
19	30,862,403.18	5,730,568.22
20	23,225,274.54	7,637,128.64
21	15,583,028.41	7,642,246.13
22	8,090,968.37	7,492,060.04
23	9,141.75	8,081,826.62
24	3,377.28	5,764.47
25	966.00	2,411.28
26	0.00	966.00
27	0.00	0.00
28	0.00	0.00
29	0.00	0.00

Compartment German Auto Loans 5
Monthly Investor Report



Rolls-Royce
 Motor Cars Limited

Reporting Date	Aug 08, 2019		
Payment Date	Aug 20, 2019		
Period No	34		
Monthly Period	July 31, 2019		
Interest Period	From	July 22, 2019	to Aug 20, 2019 = 29 days

27. Amortisation

Initial Portfolio

Period	Principal Balance (in EUR)
30	368,110,583.56
31	315,883,732.10
32	266,971,426.53
33	207,605,891.99
34	199,995,423.62
35	192,652,298.34
36	185,570,957.79
37	178,252,601.50
38	171,226,550.03
39	164,203,833.86
40	157,860,640.63
41	145,432,969.52
42	132,451,308.60
43	118,294,874.77
44	104,799,700.84
45	91,436,580.53
46	86,948,391.53
47	82,655,660.97
48	78,735,516.85
49	74,089,415.13
50	69,538,105.32
51	65,370,908.76
52	61,561,880.36
53	50,953,560.47
54	38,628,975.62
55	25,461,519.43
56	13,413,160.21
57	13,091.22
58	4,532.28
59	1,245.01

Current Portfolio

Period	Principal Balance in EUR	Reduction in EUR
30	0.00	0.00
31	0.00	0.00
32	0.00	0.00
33	0.00	0.00
34	0.00	0.00
35	0.00	0.00
36	0.00	0.00
37	0.00	0.00
38	0.00	0.00
39	0.00	0.00
40	0.00	0.00
41	0.00	0.00
42	0.00	0.00
43	0.00	0.00
44	0.00	0.00
45	0.00	0.00
46	0.00	0.00
47	0.00	0.00
48	0.00	0.00
49	0.00	0.00
50	0.00	0.00
51	0.00	0.00
52	0.00	0.00
53	0.00	0.00
54	0.00	0.00
55	0.00	0.00
56	0.00	0.00
57	0.00	0.00
58	0.00	0.00
59	0.00	0.00

Compartment German Auto Loans 5
Monthly Investor Report



Rolls-Royce
 Motor Cars Limited

Reporting Date	Aug 08, 2019				
Payment Date	Aug 20, 2019				
Period No	34				
Monthly Period	July 31, 2019				
Interest Period	From	July 22, 2019	to	Aug 20, 2019	= 29 days

27. Amortisation

Initial Portfolio

Period	Principal Balance (in EUR)
60	0.00

Current Portfolio

Period	Principal Balance in EUR	Reduction in EUR
60	0.00	0.00

Compartment German Auto Loans 5
Monthly Investor Report



Rolls-Royce
 Motor Cars Limited

Reporting Date	Aug 08, 2019			
Payment Date	Aug 20, 2019			
Period No	34			
Monthly Period	July 31, 2019			
Interest Period	From	July 22, 2019	to	Aug 20, 2019 = 29 days

28. Priority of Payments

Priority of Payments*

Available Distribution Amount	+	16,868,789.01
Taxes	-	0.00
Trustee Payment	-	0.00
Senior Expenses	-	10,190.63
Swap Net Payment	-	0.00
Class A Interest	-	0.00
Class B Interest	-	60,661.68
Cash Reserve	-	5,380,000.00
Principal Class A	-	1,554,659.41
Principal Class B	-	9,863,277.29
Swap Termination Event	-	0.00
Subordinated Loan Interest	-	0.00
Subordinated Loan Principal	-	0.00
Seller	-	0.00

*all Amounts in EUR

Compartment German Auto Loans 5
Monthly Investor Report



Rolls-Royce
 Motor Cars Limited

Reporting Date	Aug 08, 2019			
Payment Date	Aug 20, 2019			
Period No	34			
Monthly Period	July 31, 2019			
Interest Period	From	July 22, 2019	to	Aug 20, 2019 = 29 days

29. Transaction Costs

	Class A	Class B	Subordinated Loan	Total
Senior Expenses				10,190.63
Interest accrued for the Period (in EUR)	0.00	60,661.68	3,688.14	64,349.82
Interest payments for the Period (in EUR)	0.00	60,661.68	0.00	60,661.68
Cumulative Interest Payments (in EUR)	410,200.00	2,162,789.19	0.00	2,572,989.19
Unpaid Interest for the Period (in EUR)	0.00	0.00	3,688.14	3,688.14
Cumulative Unpaid Interest (in EUR)	0.00	0.00	135,718.42	135,718.42

Compartment German Auto Loans 5
Monthly Investor Report



Rolls-Royce
Motor Cars Limited

Reporting Date	Aug 08, 2019			
Payment Date	Aug 20, 2019			
Period No	34			
Monthly Period	July 31, 2019			
Interest Period	From	July 22, 2019	to	Aug 20, 2019 = 29 days

30. Ratings

			Fitch	S&P	Moody's	DBRS
Notes - current ratings						
	Class A		AAA	N/A	Aaa	N/A
	Class B		N/A	N/A	N/A	N/A

			Fitch	S&P	Moody's	DBRS	Trigger Breached
Transaction Parties - current ratings							
	BMW AG	long term	N/A	A+	A1	A	no
		short term	N/A	A-1	P-1	N/A	no
Issuer Account Bank:	Elavon Financial Services Limited, UK Branch	long term	AA-	AA-	Aa2	N/A	no
		short term	F1+	A-1+	P-1	N/A	no
Swap Provider:	Lloyds Bank Corporate Markets plc	long term	A+	A	Aa3	AA low	no
		short term	F1	A-1	P-1	R-1 M	no
Calculation Agent:	Elavon Financial Services Limited, UK Branch	long term	AA-	AA-	Aa2	N/A	no
		short term	F1+	A-1+	P-1	N/A	no
Trustee:	U.S. Bank Trustees Limited	long term	AA-	A+	A1	N/A	no
		short term	F1+	A-1	P-1	N/A	no

			Fitch	S&P	Moody's	DBRS
Transaction Parties - required ratings						
	BMW AG	long term	N/A	N/A	A2	N/A
		short term	N/A	N/A	P-1	N/A
Issuer Account Bank:	Elavon Financial Services Limited, UK Branch	long term	A	N/A	A2	N/A
		short term	F1	N/A	P-1	N/A
Swap Provider:	Lloyds Bank Corporate Markets plc	long term	A	N/A	Baa1	N/A
		short term	F1	N/A	N/A	N/A

Compartment German Auto Loans 5
Monthly Investor Report



Rolls-Royce
 Motor Cars Limited

Reporting Date	Aug 08, 2019		
Payment Date	Aug 20, 2019		
Period No	34		
Monthly Period	July 31, 2019		
Interest Period	From	July 22, 2019	to Aug 20, 2019 = 29 days

31. Swap Counterparty Data

Swap Counterparty Data	
Swap counterparty provider	Lloyds Bank PLC
Swap termination event	No

Swap Data	
Swap type	Fixed floating interest rate swap
Notional amount (in EUR)	1,554,659.41
Fixed rate (in %)	-0.4119
Floating rate (Euribor in %)	-0.3990
Net swap payments (in EUR) (- from SPV / + to SPV)	33.95