



**Bavarian Sky S.A., Compartment German Auto Loans 5**

**Monthly Investor Report - April 2019**

**BMW  
GROUP**



**Rolls-Royce**  
Motor Cars Limited

# Compartment German Auto Loans 5

## Monthly Investor Report



Rolls-Royce  
Motor Cars Limited

Reporting Date	May 09, 2019
Payment Date	May 20, 2019
Period No	31
Monthly Period	Apr 30, 2019
Interest Period	From Apr 23, 2019 to May 20, 2019 = 27 days

### Index

1. Contact Information
2. Reporting Contact Details
3. Counterparty History
4. Overview Dates
5. Portfolio Information
6. Reserves
7. Performance Data
8. Defaulted Amount & Recovery Amount
9. Defaulted Amount & Recovery Amount - Loan Level Data
10. Outstanding Note Balance
11. Original Principal Balance
12. Aggregate Principal Balance
13. Aggregate Outstanding Principal Balance
14. Down Payments
15. Borrower Concentration
16. Geographical Distribution
17. Car Type & Customer Group
18. Delinquencies
19. Seasoning
20. Remaining Term
21. Original Term
22. Vehicle Class
23. Payment Type
24. Interest Rates
25. Credit Type
26. Contracts per Customer
27. Amortisation
28. Priority of Payments
29. Transaction Costs
30. Ratings
31. Swap Counterparty Data

# Compartment German Auto Loans 5

## Monthly Investor Report

**BMW**  
**GROUP**



Rolls-Royce  
Motor Cars Limited

Reporting Date	May 09, 2019
Payment Date	May 20, 2019
Period No	31
Monthly Period	Apr 30, 2019
Interest Period	From Apr 23, 2019 to May 20, 2019 = 27 days

### 1. Contact Information

#### Transaction Parties

**Issuer:** **Bavarian Sky S.A.**  
Acting in respect of its Compartment German Auto Loans 5  
2a, rue Nicolas Bové  
L-1253 Luxembourg  
Luxembourg  
Attn.: Valérie Schleimer  
valerie.schleimer@intertrustgroup.com  
+352 26 4491

**Corporate Administrator:** **Intertrust (Luxembourg) S.à r.l.**  
6, Rue Eugène Ruppert  
L-2453 Luxembourg  
Luxembourg  
Attn.: Valérie Schleimer  
valerie.schleimer@intertrustgroup.com  
+352 26 44 91

**Originator/Service:** **BMW Bank GmbH**  
Lilienthalallee 26  
80939 Munich  
Germany  
Attn.: Antoun Zakhour  
abs.bmwgroup@bmw.de  
+49-89-382-61467  
Attn.: Michael Dalchow  
abs.bmwgroup@bmw.de  
+49-89-382-53070

# Compartment German Auto Loans 5 Monthly Investor Report



Rolls-Royce  
Motor Cars Limited

Reporting Date	May 09, 2019
Payment Date	May 20, 2019
Period No	31
Monthly Period	Apr 30, 2019
Interest Period	From Apr 23, 2019 to May 20, 2019 = 27 days

## 1. Contact Information

### Transaction Parties

#### Calculation Agent/Paying Agent/

#### **Elavon Financial Services Limited, UK Branch**

125 Old Broad Street, 5th Floor  
EC2N 1AR London  
United Kingdom  
Attn.: Structured Finance Relationship Management  
mbs.relationship.management@usbank.com

#### Trustee:

#### **U.S. Bank Trustees Limited**

125 Old Broad Street 5th Floor  
EC2N 1AR London  
United Kingdom  
Attn.: Structured Finance Relationship Management  
mbs.relationship.management@usbank.com; chris.yates1@usbank.com  
+44 207 330 2144

#### Issuer Account Bank:

#### **Elavon Financial Services Limited, UK Branch**

125 Old Broad Street, 5th Floor  
EC2N 1AR London  
United Kingdom  
Attn.: Structured Finance Relationship Management  
mbs.relationship.management@usbank.com

# Compartment German Auto Loans 5

## Monthly Investor Report



Rolls-Royce  
Motor Cars Limited

Reporting Date	May 09, 2019
Payment Date	May 20, 2019
Period No	31
Monthly Period	Apr 30, 2019
Interest Period	From Apr 23, 2019 to May 20, 2019 = 27 days

### 1. Contact Information

#### Transaction Parties

##### Data Trustee:

##### **Intertrust Trustees Limited**

35 Great St. Helen's  
EC3A 6AP London  
United Kingdom  
Attn.: The Directors  
IntertrustTrustees-uk@intertrustgroup.com  
+44 20 73986300

##### Swap Counterparty:

##### **Lloyds Bank Corporate Markets plc**

33 Old Broad Street  
EC2N 1HZ London  
United Kingdom  
WBMDerivativesClientSupport@Lloydsbanking.com

##### Rating Agencies:

##### **Fitch Ratings Ltd**

30 North Colonnade, Canary Wharf  
E14 5GN London  
United Kingdom  
ABSsurveillance@fitchratings.com

##### **Moody's Investors Service Limited**

One Canada Square, Canary Wharf  
E14 5FH London  
United Kingdom  
monitor.abs@moodys.com

# Compartment German Auto Loans 5

## Monthly Investor Report



Rolls-Royce  
Motor Cars Limited

Reporting Date	May 09, 2019
Payment Date	May 20, 2019
Period No	31
Monthly Period	Apr 30, 2019
Interest Period	From Apr 23, 2019 to May 20, 2019 = 27 days

## 2. Reporting Contact Details

### Contact for Servicer Report (Portfolio related information in Investor Report)

#### Contact for Investor Reporting:

#### **BMW Bank GmbH**

Lilienthalallee 26  
80939 Munich  
Germany  
Attn.: Antoun Zakhour  
abs.bmwgroup@bmw.de  
+49-89-382-61467

Attn.: Michael Dalchow  
abs.bmwgroup@bmw.de  
+49-89-382-53070

#### Calculation Agent:

#### **Elavon Financial Services Limited, UK Branch**

125 Old Broad Street, 5th Floor  
EC2N 1AR London  
United Kingdom  
Attn. Structured Finance Relationship Management  
mbs.relationship.management@usbank.com

# Compartment German Auto Loans 5

## Monthly Investor Report



Reporting Date	May 09, 2019
Payment Date	May 20, 2019
Period No	31
Monthly Period	Apr 30, 2019
Interest Period	From Apr 23, 2019 to May 20, 2019 = 27 days

### 3. Counterparty History

Replacement Party to be added if applicable

**Compartment German Auto Loans 5**  
**Monthly Investor Report**



Rolls-Royce  
 Motor Cars Limited

Reporting Date	May 09, 2019			
Payment Date	May 20, 2019			
Period No	31			
Monthly Period	Apr 30, 2019			
Interest Period	From	Apr 23, 2019	to	May 20, 2019 = 27 days

**4. Overview Dates**

<b>Initial Cut-Off Date:</b>	30/09/2016		
<b>Issue Date:</b>	20/10/2016	<b>Legal Maturity Date:</b>	20/10/2023
<b>Reporting Date</b>	09/05/2019		
<b>Investor Reporting Date</b>	16/05/2019		
<b>Interest Determination Date</b>	17/04/2019		
<b>Reporting Frequency:</b>	monthly		
<b>Monthly Period No. (since Issue Date):</b>	31	<b>(since Issue Date)</b>	
<b>Payment Date:</b>	20/05/2019		
<b>Next Payment Date</b>	21/06/2019		
<b>Monthly Period:</b>	01/04/2019	<b>until</b>	30/04/2019



# Compartment German Auto Loans 5

## Monthly Investor Report



Rolls-Royce  
Motor Cars Limited

Reporting Date	May 09, 2019			
Payment Date	May 20, 2019			
Period No	31			
Monthly Period	Apr 30, 2019			
Interest Period	From	Apr 23, 2019	to	May 20, 2019 = 27 days

### 5. Portfolio Information

	current period	prior period
<b>Outstanding receivables in EUR</b>	<b>Aggregate outstanding principal balance</b>	<b>Aggregate outstanding principal balance</b>
<b>Beginning of period in EUR</b>	237,636,742.76	275,588,727.08
Scheduled principal payments in EUR	28,853,937.24	27,797,056.37
Prepayment* principal in EUR	6,647,445.35	9,197,830.74
Prepayments* number of contracts	461	579
Repurchases* principal in EUR	547,193.81	833,497.13
Repurchases* number of contracts	28	42
<b>Total principal collections in EUR</b>	<b>36,048,576.40</b>	<b>37,828,384.24</b>
<b>Total interest collections in EUR</b>	<b>640,662.61</b>	<b>743,513.34</b>
<b>Defaulted Amounts in EUR</b>	<b>202,273.87</b>	<b>313,048.33</b>
<b>Recoveries in EUR</b>	<b>105,616.41</b>	<b>189,448.25</b>
<b>Late Recoveries in EUR</b>	<b>13,867.47</b>	<b>51,397.19</b>
<b>End of Period in EUR</b>	<b>201,491,508.90</b>	<b>237,636,742.76</b>
Current prepayment rate (annualised) in %	32.18	36.49

\* Prepayments are defined as all contracts that are early settled by the borrower and repurchases are defined as all contracts that are repurchased due to modification of contract.

**Compartment German Auto Loans 5**  
**Monthly Investor Report**



Rolls-Royce  
Motor Cars Limited

Reporting Date	May 09, 2019				
Payment Date	May 20, 2019				
Period No	31				
Monthly Period	Apr 30, 2019				
Interest Period	From	Apr 23, 2019	to	May 20, 2019	= 27 days

**6. Reserves**

**Aggregate outstanding notes balance**

Initial outstanding notes balance in EUR 1,075,300,000.00

<b>Cash Reserve</b>	<b>in EUR</b>
Outstanding cash reserve beginning of period	5,380,000.00
Interest on cash reserve - previous period	0.00
Required cash reserve	5,380,000.00
Outstanding cash reserve end of period	5,380,000.00

<b>Triggers*</b>								
Reserves	Current ratio	Trigger	Required Rating BMW AG				Trigger Breach	
			Fitch	S&P	Moody's	DBRS		
Commingling Reserve			Long Term	A	N/A	A2	N/A	no
			Short Term	F1	N/A	P-1	N/A	no

\* Breach of one of these triggers in conjunction with any other event as set out in the Servicing Agreement and / or the Receivables Purchase Agreement will oblige BMW Bank GmbH to post additional cash collateral. The Reserves will be adjusted on a monthly basis and shall be deposited in the Issuer Account and exclusively reserved to cover risks.

<b>Commingling Reserve</b>	<b>in EUR</b>
Outstanding Commingling Reserve end of period	0.00

**Set-Off Risk (current ratio): 0,01%**

**Compartment German Auto Loans 5**  
**Monthly Investor Report**



Rolls-Royce  
Motor Cars Limited

Reporting Date	May 09, 2019		
Payment Date	May 20, 2019		
Period No	31		
Monthly Period	Apr 30, 2019		
Interest Period	From	Apr 23, 2019	to May 20, 2019 = 27 days

**7. Performance Data**

**Aggregate outstanding notes balance**

Beginning of period (in EUR)	186,593,612.69
End of period (in EUR)	149,942,744.10

**Ratios**

**31- 60 days past due**

	(in EUR)	(in %)
31- 60 days past due period before previous period	1,068,740.61	0.39
31- 60 days past due previous period	1,284,070.00	0.54
31- 60 days past due current period	1,134,918.18	0.56

**61- 90 days past due**

	(in EUR)	(in %)
61- 90 days past due period before previous period	365,200.19	0.13
61- 90 days past due previous period	505,008.85	0.21
61- 90 days past due current period	538,658.29	0.27

**Cumulative net loss ratio**

	Current ratio
Cumulative net loss ratio (in %)	0.35

**Compartment German Auto Loans 5**  
**Monthly Investor Report**



Rolls-Royce  
Motor Cars Limited

Reporting Date	May 09, 2019			
Payment Date	May 20, 2019			
Period No	31			
Monthly Period	Apr 30, 2019			
Interest Period	From	Apr 23, 2019	to	May 20, 2019 = 27 days

**7. Performance Data**

<b>Performance data</b>	
Number of contracts being 31 - 60 days delinquent	75
Number of contracts being 61 - 90 days delinquent	40
Balance of contracts being 31 - 60 days delinquent (in EUR)	1,134,918.18
Balance of contracts being 61 - 90 days delinquent (in EUR)	538,658.29
Defaulted amounts (in EUR)	202.274
Cumulative defaulted amounts (in EUR)	8.189.209
Recoveries (in EUR)	105,616.41
Cumulative recoveries (in EUR)	4,412,561.24

**Compartment German Auto Loans 5**  
**Monthly Investor Report**



Rolls-Royce  
Motor Cars Limited

Reporting Date	May 09, 2019				
Payment Date	May 20, 2019				
Period No	31				
Monthly Period	Apr 30, 2019				
Interest Period	From	Apr 23, 2019	to	May 20, 2019	= 27 days

**8. Defaulted Amount & Recovery Amount**

**(as at end of Monthly Period)**

Collection Period	No. of Defaulted Agreements in Collection Period	Defaulted Amount in Collection Period (in EUR)	Cumulative Defaulted Amount since Initial Cut-Off Date (in EUR)	Cumulative Amount of Purchased Receivables (in EUR)	Cumulative Default Ratio (in %)	Recovery Amount in Collection Period (in EUR)	Cumulative Recoveries since Initial Cut-Off Date (in EUR)	Cumulative Net Losses (in EUR)	Cumulative Net Loss Ratio (in %)
Sept - 16	0	n/a	n/a	1,075,299,960.00	n/a	n/a	n/a	n/a	n/a
Oct - 16	12	54.97	54.97	1,075,299,960.00	0.00	0.00	0.00	55.00	0.00
Nov - 16	9	47.02	101.99	1,075,299,960.00	0.00	0.00	0.00	102.00	0.00
Dec - 16	18	49,451.84	49,553.83	1,075,299,960.00	0.00	419.76	419.76	49,134.00	0.00
Jan - 17	20	64,574.57	114,128.40	1,075,299,960.00	0.01	46,042.72	46,462.48	67,666.00	0.01
Feb - 17	19	128,515.72	242,644.12	1,075,299,960.00	0.02	85,561.07	132,023.55	110,621.00	0.01
Mar - 17	34	190,843.53	433,487.65	1,075,299,960.00	0.04	121,239.60	253,263.15	180,225.00	0.02
Apr - 17	17	130,432.12	563,919.77	1,075,299,960.00	0.05	84,685.97	337,949.12	225,971.00	0.02
May - 17	25	158,809.81	722,729.58	1,075,299,960.00	0.07	103,854.85	441,803.97	280,926.00	0.03
June - 17	25	337,181.73	1,059,911.31	1,075,299,960.00	0.10	164,290.18	606,094.15	453,817.00	0.04
July - 17	23	283,651.22	1,343,562.53	1,075,299,960.00	0.12	205,426.21	811,520.36	532,042.00	0.05
Aug - 17	32	357,283.94	1,700,846.47	1,075,299,960.00	0.16	214,193.98	1,025,714.34	675,132.00	0.06
Sept - 17	37	362,834.88	2,063,681.35	1,075,299,960.00	0.19	180,755.82	1,206,470.16	857,211.00	0.08
Oct - 17	36	299,389.29	2,363,070.64	1,075,299,960.00	0.22	107,556.17	1,314,026.33	1,049,044.00	0.10
Nov - 17	33	444,395.95	2,807,466.59	1,075,299,960.00	0.26	160,879.94	1,474,906.27	1,332,560.00	0.12
Dec - 17	33	412,367.37	3,219,833.96	1,075,299,960.00	0.30	194,108.59	1,669,014.86	1,550,819.00	0.14
Jan - 18	32	451,295.14	3,671,129.10	1,075,299,960.00	0.34	235,162.92	1,904,177.78	1,766,951.00	0.16
Feb - 18	29	574,350.31	4,245,479.41	1,075,299,960.00	0.39	326,748.35	2,230,926.13	2,014,553.00	0.19
Mar - 18	40	497,542.60	4,743,022.01	1,075,299,960.00	0.44	328,291.40	2,559,217.53	2,183,804.00	0.20
Apr - 18	33	466,515.32	5,209,537.33	1,075,299,960.00	0.48	253,070.90	2,812,288.43	2,397,249.00	0.22
May - 18	22	271,883.37	5,481,420.70	1,075,299,960.00	0.51	158,270.91	2,970,559.34	2,510,861.00	0.23
June - 18	45	289,428.15	5,770,848.85	1,075,299,960.00	0.54	151,427.75	3,121,987.09	2,648,862.00	0.25
July - 18	28	211,579.61	5,982,428.46	1,075,299,960.00	0.56	147,862.32	3,269,849.41	2,712,579.00	0.25
Aug - 18	24	233,493.82	6,215,922.28	1,075,299,960.00	0.58	147,157.67	3,417,007.08	2,798,915.00	0.26
Sept - 18	24	260,376.86	6,476,299.14	1,075,299,960.00	0.60	150,155.26	3,567,162.34	2,909,137.00	0.27
Oct - 18	36	333,840.55	6,810,139.69	1,075,299,960.00	0.63	137,231.46	3,704,393.80	3,105,746.00	0.29
Nov - 18	23	210,954.41	7,021,094.10	1,075,299,960.00	0.65	150,146.35	3,854,540.15	3,166,554.00	0.29

**Compartment German Auto Loans 5**  
**Monthly Investor Report**



Rolls-Royce  
Motor Cars Limited

Reporting Date	May 09, 2019				
Payment Date	May 20, 2019				
Period No	31				
Monthly Period	Apr 30, 2019				
Interest Period	From	Apr 23, 2019	to	May 20, 2019	= 27 days

**8. Defaulted Amount & Recovery Amount**

**(as at end of Monthly Period)**

Collection Period	No. of Defaulted Agreements in Collection Period	Defaulted Amount in Collection Period (in EUR)	Cumulative Defaulted Amount since Initial Cut-Off Date (in EUR)	Cumulative Amount of Purchased Receivables (in EUR)	Cumulative Default Ratio (in %)	Recovery Amount in Collection Period (in EUR)	Cumulative Recoveries since Initial Cut-Off Date (in EUR)	Cumulative Net Losses (in EUR)	Cumulative Net Loss Ratio (in %)
Dec - 18	22	233,126.44	7,254,220.54	1,075,299,960.00	0.67	79,368.02	3,933,908.17	3,320,312.00	0.31
Jan - 19	26	260,464.37	7,514,684.91	1,075,299,960.00	0.70	126,614.23	4,060,522.40	3,454,163.00	0.32
Feb - 19	32	159,201.41	7,673,886.32	1,075,299,960.00	0.71	56,974.18	4,117,496.58	3,556,390.00	0.33
Mar - 19	38	313,048.33	7,986,934.65	1,075,299,960.00	0.74	189,448.25	4,306,944.83	3,679,990.00	0.34
Apr - 19	34	202,273.87	8,189,208.52	1,075,299,960.00	0.76	105,616.41	4,412,561.24	3,776,647.00	0.35

**Compartment German Auto Loans 5**  
**Monthly Investor Report**



Rolls-Royce  
Motor Cars Limited

Reporting Date	May 09, 2019			
Payment Date	May 20, 2019			
Period No	31			
Monthly Period	Apr 30, 2019			
Interest Period	From	Apr 23, 2019	to	May 20, 2019 = 27 days

**9. Defaulted Amount & Recovery Amount - Loan Level Data\***

	Month / Year of Default	Month / Year of Loan Origination	Principal Balance (Initial in EUR)	Principal Balance of Loan at Default (in EUR)	Recovery Total (in EUR)	Principal Balance End of Period (in EUR)	Object Type (new / used)	Vehicle Series	Customer Type (private / commercial)	Out of Deal (Month / Year)
1	Dec - 16	June - 16	50,214.58	49,378.14	2,551.06	46,827.08	Used	3 Series	Private	
2	Jan - 17	Dec - 13	37,533.92	37,141.54	20,598.75	16,542.79	New	5 Series	Commercial	
3	Jan - 17	Feb - 16	9,407.79	9,277.96	7,667.10	1,610.86	Used	Other BMW Group	Private	
4	Feb - 17	Sept - 15	20,895.96	20,424.93	16,243.70	4,181.23	Used	X1 Series	Commercial	
5	Feb - 17	Oct - 15	13,219.89	12,926.80	11,863.12	1,063.68	Used	1 Series	Private	
6	Feb - 17	Sept - 14	39,217.65	38,490.19	20,276.68	18,213.51	Used	5 Series	Commercial	
7	Feb - 17	Mar - 16	16,955.66	16,211.03	9,535.00	6,676.03	Used	Non BMW Group (incl. Motorcycles)	Commercial	
8	Feb - 17	Oct - 15	21,138.28	20,923.75	20,923.75	0.00	New	1 Series	Commercial	
9	Apr - 17	Dec - 14	72,265.28	69,328.43	47,918.19	21,410.24	New	X6 Series	Commercial	
10	Apr - 17	May - 16	19,354.35	18,812.95	9,789.23	9,023.72	Used	3 Series	Commercial	
11	Apr - 17	Dec - 15	10,263.99	9,400.14	6,328.88	3,071.26	Used	Non BMW Group (incl. Motorcycles)	Private	
12	May - 17	June - 16	12,239.94	11,316.41	11,316.41	0.00	Used	7 Series	Private	
13	May - 17	Dec - 13	30,939.40	29,096.99	15,021.94	14,075.05	Used	X5 Series	Commercial	
14	May - 17	May - 16	7,967.79	2,981.83	-4,866.30	7,848.13	New	Other BMW Group	Commercial	
15	May - 17	Aug - 14	14,805.44	13,976.85	10,730.43	3,246.42	Used	6 Series	Commercial	
16	May - 17	June - 16	37,479.63	37,479.63	37,479.63	0.00	New	X6 Series	Commercial	
17	May - 17	May - 16	7,967.79	3,981.83	945.52	3,036.31	New	Other BMW Group	Commercial	
18	May - 17	Apr - 16	31,209.66	30,763.97	30,763.97	0.00	New	X4 Series	Commercial	
19	June - 17	May - 15	28,439.84	28,439.84	4,558.07	23,881.77	Used	Non BMW Group (incl. Motorcycles)	Commercial	
20	June - 17	Feb - 15	23,749.38	22,434.13	13,380.38	9,053.75	New	2 Series	Commercial	
21	June - 17	July - 15	53,260.26	53,260.26	48,913.54	4,346.72	New	X6 Series	Commercial	
22	June - 17	July - 14	25,655.94	23,870.83	13,528.33	10,342.50	Used	3 Series	Private	
23	June - 17	July - 14	30,519.03	28,197.29	22,255.60	5,941.69	New	4 Series	Commercial	
24	June - 17	Feb - 16	28,068.62	26,141.99	10,814.75	15,327.24	Used	5 Series	Commercial	
25	June - 17	July - 12	17,886.90	16,100.09	13,633.04	2,467.05	Used	X5 Series	Commercial	
26	June - 17	Apr - 15	47,354.02	43,173.15	22,660.95	20,512.20	New	5 Series	Private	
27	June - 17	Dec - 14	7,454.45	7,206.10	3,438.15	3,767.95	Used	1 Series	Commercial	
28	July - 17	Feb - 15	29,623.81	28,096.33	22,411.31	5,685.02	Used	X6 Series	Commercial	
29	July - 17	May - 16	23,714.19	9,659.50	-200.00	9,859.50	Used	X5 Series	Commercial	

**Compartment German Auto Loans 5**  
**Monthly Investor Report**



Rolls-Royce  
Motor Cars Limited

Reporting Date	May 09, 2019				
Payment Date	May 20, 2019				
Period No	31				
Monthly Period	Apr 30, 2019				
Interest Period	From	Apr 23, 2019	to	May 20, 2019	= 27 days

**9. Defaulted Amount & Recovery Amount - Loan Level Data\***

	Month / Year of Default	Month / Year of Loan Origination	Principal Balance (Initial in EUR)	Principal Balance of Loan at Default (in EUR)	Recovery Total (in EUR)	Principal Balance End of Period (in EUR)	Object Type (new / used)	Vehicle Series	Customer Type (private / commercial)	Out of Deal (Month / Year)
30	July - 17	Mar - 16	20,437.23	19,245.85	11,519.26	7,726.59	Used	5 Series	Commercial	
31	July - 17	May - 14	25,899.70	22,810.32	22,810.32	0.00	New	Non BMW Group (incl. Motorcycles)	Commercial	
32	July - 17	Feb - 15	17,783.63	16,238.55	10,472.37	5,766.18	Used	5 Series	Commercial	
33	July - 17	Nov - 13	6,030.73	3,356.67	3,356.67	0.00	Used	1 Series	Private	
34	July - 17	June - 16	35,891.38	35,359.01	24,314.19	11,044.82	Used	5 Series	Commercial	
35	Aug - 17	May - 16	20,268.65	13,830.20	13,830.20	0.00	Used	MINI	Commercial	
36	Aug - 17	Feb - 16	14,474.76	13,299.48	9,325.71	3,973.77	Used	5 Series	Commercial	
37	Aug - 17	June - 16	44,500.80	40,653.18	23,566.74	17,086.44	New	4 Series	Commercial	
38	Aug - 17	Sept - 14	21,288.51	19,962.24	14,093.97	5,868.27	New	MINI	Commercial	
39	Aug - 17	Sept - 15	5,611.49	4,984.31	4,314.83	669.48	Used	Other BMW Group	Private	
40	Aug - 17	Apr - 16	27,142.23	7,095.51	122.54	6,972.97	Used	5 Series	Commercial	
41	Aug - 17	June - 16	75,103.42	4,889.40	0.00	4,889.40	New	4 Series	Private	
42	Aug - 17	Dec - 13	45,098.59	30,044.34	-1,695.72	31,740.06	Used	7 Series	Commercial	
43	Aug - 17	Feb - 16	8,380.82	8,066.71	0.00	8,066.71	Used	3 Series	Private	
44	Sept - 17	Mar - 16	23,634.57	7,441.65	-86.88	7,528.53	Used	X1 Series	Commercial	
45	Sept - 17	Nov - 15	62,549.55	60,266.42	60,266.42	0.00	New	4 Series	Commercial	
46	Sept - 17	Dec - 13	6,990.37	5,820.38	1,236.84	4,583.54	Used	3 Series	Private	
47	Sept - 17	Mar - 16	13,697.91	12,883.90	8,495.32	4,388.58	Used	1 Series	Commercial	
48	Sept - 17	Apr - 16	45,516.89	22,796.82	-447.80	23,244.62	New	4 Series	Commercial	
49	Sept - 17	June - 16	37,788.81	35,391.13	17,511.86	17,879.27	New	2 Series	Private	
50	Sept - 17	Aug - 14	29,769.84	8,362.17	-155.20	8,517.37	New	BMW Series	Commercial	
51	Sept - 17	May - 14	5,584.08	1,673.03	-86.24	1,759.27	Used	MINI	Private	
52	Sept - 17	May - 16	25,096.67	12,123.75	7,122.60	5,001.15	Used	3 Series	Private	
53	Sept - 17	Apr - 16	30,148.83	28,054.96	24,304.75	3,750.21	New	X1 Series	Commercial	
54	Sept - 17	Sept - 15	40,465.33	36,751.37	20,092.42	16,658.95	New	5 Series	Commercial	
55	Sept - 17	Apr - 15	12,740.25	12,262.82	6,568.82	5,694.00	Used	1 Series	Commercial	
56	Sept - 17	Aug - 15	12,050.65	11,235.55	335.30	10,900.25	Used	3 Series	Private	
57	Sept - 17	May - 16	20,552.26	20,168.41	11,664.82	8,503.59	Used	3 Series	Private	
58	Oct - 17	May - 16	31,906.83	30,209.70	16,354.51	13,855.19	Used	5 Series	Commercial	



**Compartment German Auto Loans 5**  
**Monthly Investor Report**



Rolls-Royce  
Motor Cars Limited

Reporting Date	May 09, 2019		
Payment Date	May 20, 2019		
Period No	31		
Monthly Period	Apr 30, 2019		
Interest Period	From	Apr 23, 2019	to May 20, 2019 = 27 days

**9. Defaulted Amount & Recovery Amount - Loan Level Data\***

	Month / Year of Default	Month / Year of Loan Origination	Principal Balance (Initial in EUR)	Principal Balance of Loan at Default (in EUR)	Recovery Total (in EUR)	Principal Balance End of Period (in EUR)	Object Type (new / used)	Vehicle Series	Customer Type (private / commercial)	Out of Deal (Month / Year)
59	Oct - 17	Feb - 14	15,722.48	14,746.67	10,452.00	4,294.67	Used	X1 Series	Private	
60	Oct - 17	Feb - 16	41,256.45	39,383.88	26,023.39	13,360.49	Used	6 Series	Commercial	
61	Oct - 17	May - 16	14,975.62	12,483.29	12,483.29	0.00	Used	3 Series	Private	
62	Oct - 17	May - 16	4,315.55	3,694.59	0.00	3,694.59	Used	Non BMW Group (incl. Motorcycles)	Private	
63	Oct - 17	May - 15	11,725.53	7,492.17	5,550.26	1,941.91	Used	Non BMW Group (incl. Motorcycles)	Commercial	
64	Oct - 17	Dec - 14	26,962.99	10,003.27	-13.26	10,016.53	Used	5 Series	Commercial	
65	Oct - 17	May - 13	8,540.59	4,285.60	4,285.60	0.00	Used	3 Series	Private	
66	Oct - 17	June - 16	13,207.18	11,285.30	7,575.21	3,710.09	Used	Non BMW Group (incl. Motorcycles)	Commercial	
67	Oct - 17	July - 14	19,420.84	18,725.55	-180.00	18,905.55	New	1 Series	Commercial	
68	Oct - 17	Apr - 16	13,681.66	12,811.23	8,398.56	4,412.67	New	Other BMW Group	Private	
69	Oct - 17	Sept - 14	25,411.07	22,001.22	12,589.25	9,411.97	New	X1 Series	Commercial	
70	Oct - 17	July - 14	28,501.89	24,055.76	14,804.87	9,250.89	Used	5 Series	Commercial	
71	Oct - 17	Aug - 15	13,165.87	12,610.27	12,610.27	0.00	Used	3 Series	Private	
72	Nov - 17	Feb - 16	15,621.03	11,745.09	7,244.90	4,500.19	Used	Non BMW Group (incl. Motorcycles)	Commercial	
73	Nov - 17	Aug - 15	8,510.91	7,018.12	5,335.21	1,682.91	Used	3 Series	Private	
74	Nov - 17	Apr - 16	43,761.40	41,184.37	41,247.68	0.00	Used	X6 Series	Private	
75	Nov - 17	Apr - 15	2,322.47	383.76	383.76	0.00	Used	5 Series	Private	
76	Nov - 17	Apr - 16	76,915.57	71,264.02	30,509.56	40,754.46	New	7 Series	Commercial	
77	Nov - 17	Mar - 16	24,773.12	23,307.28	0.00	23,307.28	Used	5 Series	Commercial	
78	Nov - 17	Dec - 14	34,903.60	31,355.06	18,179.33	13,175.73	Used	X6 Series	Commercial	
79	Nov - 17	Sept - 15	42,924.41	41,751.62	14,321.28	27,430.34	Used	Non BMW Group (incl. Motorcycles)	Commercial	
80	Nov - 17	Apr - 16	7,435.13	6,604.20	6,604.20	0.00	Used	3 Series	Private	
81	Nov - 17	Apr - 14	41,559.82	41,059.69	59.56	41,000.13	New	5 Series	Commercial	
82	Nov - 17	May - 16	14,019.07	6,940.80	0.00	6,940.80	Used	1 Series	Private	
83	Dec - 17	Dec - 15	9,152.63	7,986.92	2,823.24	5,163.68	Used	Non BMW Group (incl. Motorcycles)	Private	
84	Dec - 17	Oct - 15	12,944.91	12,153.44	2,256.00	9,897.44	Used	Non BMW Group (incl. Motorcycles)	Commercial	
85	Dec - 17	May - 12	9,642.48	6,849.70	3,925.06	2,924.64	Used	5 Series	Private	
86	Dec - 17	July - 14	45,744.85	41,396.66	17,009.82	24,386.84	New	5 Series	Commercial	
87	Dec - 17	Feb - 16	63,643.51	59,171.70	40,739.21	18,432.49	New	X6 Series	Commercial	

**Compartment German Auto Loans 5**  
**Monthly Investor Report**



Rolls-Royce  
Motor Cars Limited

Reporting Date	May 09, 2019		
Payment Date	May 20, 2019		
Period No	31		
Monthly Period	Apr 30, 2019		
Interest Period	From	Apr 23, 2019	to May 20, 2019 = 27 days

**9. Defaulted Amount & Recovery Amount - Loan Level Data\***

	Month / Year of Default	Month / Year of Loan Origination	Principal Balance (Initial in EUR)	Principal Balance of Loan at Default (in EUR)	Recovery Total (in EUR)	Principal Balance End of Period (in EUR)	Object Type (new / used)	Vehicle Series	Customer Type (private / commercial)	Out of Deal (Month / Year)
88	Dec - 17	July - 14	38,117.92	21,855.79	0.00	21,855.79	Used	X3 Series	Commercial	
89	Dec - 17	Dec - 15	45,856.10	42,891.53	18,095.60	24,795.93	Used	6 Series	Commercial	
90	Dec - 17	Apr - 16	15,660.75	13,283.92	13,283.92	0.00	Used	1 Series	Private	
91	Dec - 17	July - 14	47,846.08	44,876.19	19,625.15	25,251.04	Used	X5 Series	Private	
92	Dec - 17	May - 14	16,652.18	13,701.53	7,572.73	6,128.80	Used	7 Series	Commercial	
93	Jan - 18	June - 16	43,467.46	38,079.36	24,578.98	13,500.38	Used	X5 Series	Commercial	
94	Jan - 18	Jan - 16	20,348.37	825.99	180.88	673.42	Used	X5 Series	Commercial	
95	Jan - 18	Mar - 16	12,820.65	11,053.86	-540.41	11,594.27	Used	3 Series	Private	
96	Jan - 18	July - 14	10,335.53	4,263.63	-259.16	4,522.79	Used	5 Series	Commercial	
97	Jan - 18	Apr - 16	55,539.52	50,706.89	33,488.75	17,218.14	Used	X6 Series	Commercial	
98	Jan - 18	June - 14	14,438.97	5,822.72	5,822.72	0.00	Used	5 Series	Private	
99	Jan - 18	Dec - 15	27,248.82	25,243.59	15,558.03	9,685.56	New	MINI	Private	
100	Jan - 18	Sept - 15	24,876.32	22,968.44	0.00	22,968.44	New	1 Series	Commercial	
101	Jan - 18	Aug - 15	51,959.06	49,546.83	32,104.23	17,442.60	New	X5 Series	Commercial	
102	Jan - 18	Feb - 16	13,711.80	10,916.50	10,916.50	0.00	Used	X5 Series	Private	
103	Jan - 18	Mar - 16	9,258.27	5,796.37	5,796.37	0.00	Used	X3 Series	Commercial	
104	Jan - 18	Nov - 14	32,558.44	26,879.60	26,879.60	0.00	New	3 Series	Private	
105	Jan - 18	May - 14	4,487.90	3,047.76	1,314.80	1,732.96	Used	3 Series	Commercial	
106	Jan - 18	May - 16	12,562.90	11,649.71	9,227.94	2,421.77	Used	Other BMW Group	Commercial	
107	Jan - 18	June - 16	31,896.47	28,684.08	16,651.20	12,032.88	New	2 Series	Private	
108	Jan - 18	Feb - 15	6,944.32	5,774.15	5,774.15	0.00	New	Other BMW Group	Private	
109	Jan - 18	June - 16	19,765.67	6,386.97	-76.03	6,463.00	Used	5 Series	Commercial	
110	Feb - 18	Oct - 14	10,879.37	9,844.32	4,405.03	5,439.29	Used	1 Series	Commercial	
111	Feb - 18	Sept - 15	21,475.25	11,283.86	0.00	11,283.86	New	1 Series	Commercial	
112	Feb - 18	Oct - 15	23,359.19	18,220.04	18,220.04	0.00	New	1 Series	Private	
113	Feb - 18	Apr - 16	62,353.91	55,838.05	50,437.67	5,400.38	New	7 Series	Commercial	
114	Feb - 18	June - 16	34,632.07	34,565.90	0.00	34,565.90	New	4 Series	Commercial	
115	Feb - 18	Feb - 16	11,272.14	9,858.66	4,864.50	4,994.16	Used	3 Series	Private	
116	Feb - 18	Oct - 14	12,389.34	10,418.69	10,418.69	0.00	Used	3 Series	Commercial	

**Compartment German Auto Loans 5**  
**Monthly Investor Report**



Rolls-Royce  
Motor Cars Limited

Reporting Date	May 09, 2019			
Payment Date	May 20, 2019			
Period No	31			
Monthly Period	Apr 30, 2019			
Interest Period	From	Apr 23, 2019	to	May 20, 2019 = 27 days

**9. Defaulted Amount & Recovery Amount - Loan Level Data\***

	Month / Year of Default	Month / Year of Loan Origination	Principal Balance (Initial in EUR)	Principal Balance of Loan at Default (in EUR)	Recovery Total (in EUR)	Principal Balance End of Period (in EUR)	Object Type (new / used)	Vehicle Series	Customer Type (private / commercial)	Out of Deal (Month / Year)
117	Feb - 18	Dec - 15	40,017.12	30,257.27	19,011.00	11,246.27	Used	7 Series	Commercial	
118	Feb - 18	Feb - 15	21,756.88	16,687.20	10,172.28	6,514.92	New	1 Series	Commercial	
119	Feb - 18	Jan - 16	49,455.42	45,627.15	31,528.90	14,098.25	Used	5 Series	Commercial	
120	Feb - 18	Feb - 16	18,074.34	15,512.99	11,924.22	3,588.77	Used	MINI	Commercial	
121	Feb - 18	Nov - 15	14,998.81	13,513.80	7,975.16	5,538.64	Used	1 Series	Commercial	
122	Feb - 18	Nov - 15	16,354.07	14,584.66	7,680.22	6,904.44	Used	1 Series	Commercial	
123	Feb - 18	July - 15	1,595.91	831.59	831.59	0.00	Used	MINI	Private	
124	Mar - 18	Aug - 14	2,877.31	634.39	634.39	0.00	Used	MINI	Private	
125	Mar - 18	Mar - 16	42,973.69	37,457.78	23,369.01	14,088.77	New	X1 Series	Commercial	
126	Mar - 18	May - 16	30,076.05	27,813.89	16,024.77	11,789.12	New	MINI	Commercial	
127	Mar - 18	Dec - 15	28,256.67	24,075.17	12,608.14	11,467.03	New	1 Series	Commercial	
128	Mar - 18	Mar - 16	44,852.08	37,949.45	24,686.55	13,262.90	Used	X5 Series	Private	
129	Mar - 18	Dec - 15	69,727.80	61,543.83	42,084.36	19,459.47	New	X6 Series	Commercial	
130	Mar - 18	May - 15	37,507.33	30,439.39	9,109.35	21,330.04	Used	X5 Series	Private	
131	Mar - 18	Sept - 14	21,632.80	18,225.25	7,136.39	11,088.86	Used	5 Series	Commercial	
132	Mar - 18	Sept - 15	14,230.16	12,279.52	9,168.15	3,111.37	Used	1 Series	Commercial	
133	Apr - 18	Aug - 15	3,728.50	2,101.78	416.16	1,685.62	Used	Non BMW Group (incl. Motorcycles)	Private	
134	Apr - 18	Feb - 16	47,439.72	39,274.42	24,087.88	15,186.54	Used	6 Series	Commercial	
135	Apr - 18	Jan - 16	8,359.05	6,583.76	6,583.76	0.00	New	Other BMW Group	Private	
136	Apr - 18	Aug - 15	85,356.93	69,029.04	40,299.89	28,729.15	New	6 Series	Commercial	
137	Apr - 18	July - 15	6,107.26	3,428.54	3,428.54	0.00	Used	1 Series	Commercial	
138	Apr - 18	June - 16	18,768.60	11,558.28	11,558.28	0.00	Used	X3 Series	Private	
139	Apr - 18	July - 14	10,959.08	2,351.34	2,351.34	0.00	Used	1 Series	Private	
140	Apr - 18	Jan - 15	18,242.20	13,509.89	9,782.00	3,727.89	New	1 Series	Private	
141	Apr - 18	Apr - 16	32,543.67	29,044.23	19,236.53	9,807.70	Used	X5 Series	Commercial	
142	Apr - 18	Feb - 16	46,456.95	39,346.73	39,346.73	0.00	New	4 Series	Commercial	
143	May - 18	Feb - 15	12,276.37	5,554.73	5,554.73	0.00	New	1 Series	Private	
144	May - 18	Dec - 14	20,549.80	18,010.45	10,163.00	7,847.45	New	3 Series	Private	
145	May - 18	Apr - 15	15,376.17	13,453.33	12,923.29	530.04	Used	1 Series	Private	

**Compartment German Auto Loans 5**  
**Monthly Investor Report**



Rolls-Royce  
Motor Cars Limited

Reporting Date	May 09, 2019				
Payment Date	May 20, 2019				
Period No	31				
Monthly Period	Apr 30, 2019				
Interest Period	From	Apr 23, 2019	to	May 20, 2019	= 27 days

**9. Defaulted Amount & Recovery Amount - Loan Level Data\***

	Month / Year of Default	Month / Year of Loan Origination	Principal Balance (Initial in EUR)	Principal Balance of Loan at Default (in EUR)	Recovery Total (in EUR)	Principal Balance End of Period (in EUR)	Object Type (new / used)	Vehicle Series	Customer Type (private / commercial)	Out of Deal (Month / Year)
146	May - 18	Oct - 14	54,310.98	2,596.80	2,596.80	0.00	New	5 Series	Commercial	
147	May - 18	May - 16	59,688.58	47,690.97	23,899.75	23,791.22	New	4 Series	Commercial	
148	May - 18	Jan - 16	53,184.54	45,374.16	21,325.26	24,048.90	Used	X4 Series	Commercial	
149	June - 18	Apr - 16	6,070.47	3,693.91	3,258.62	435.29	Used	3 Series	Private	
150	June - 18	May - 14	12,824.83	9,643.03	0.00	9,643.03	Used	7 Series	Commercial	
151	June - 18	June - 16	10,525.68	8,263.17	6,168.00	2,095.17	Used	5 Series	Private	
152	June - 18	Nov - 14	6,712.80	4,582.43	0.00	4,582.43	Used	1 Series	Private	
153	June - 18	Nov - 12	7,472.29	4,272.31	2,894.18	1,378.13	Used	1 Series	Private	
154	June - 18	May - 15	34,847.66	27,775.79	10,864.50	16,911.29	New	3 Series	Private	
155	June - 18	Nov - 14	5,484.43	645.34	645.34	0.00	Used	Non BMW Group (incl. Motorcycles)	Private	
156	June - 18	May - 16	55,718.69	48,863.84	34,792.77	14,071.07	New	X5 Series	Commercial	
157	June - 18	Aug - 15	21,388.66	17,059.26	7,927.23	9,132.03	Used	5 Series	Commercial	
158	June - 18	May - 13	15,655.53	10,255.72	10,255.72	0.00	Used	5 Series	Private	
159	June - 18	Oct - 15	16,128.29	12,871.04	0.00	12,871.04	Used	3 Series	Private	
160	June - 18	Apr - 16	32,254.33	26,082.96	20,605.32	5,477.64	New	MINI	Commercial	
161	June - 18	Feb - 16	23,630.10	14,953.74	10,958.85	3,994.89	Used	5 Series	Commercial	
162	June - 18	Feb - 16	9,489.83	7,923.79	149.37	7,774.42	Used	3 Series	Private	
163	June - 18	May - 16	43,646.61	38,876.18	26,020.06	12,856.12	New	4 Series	Commercial	
164	June - 18	Nov - 14	27,475.18	10,246.95	10,246.95	0.00	Used	7 Series	Commercial	
165	June - 18	Aug - 15	14,909.75	13,035.59	6,638.15	6,397.44	Used	1 Series	Private	
166	July - 18	Dec - 14	17,361.72	3,183.19	3,183.19	0.00	New	1 Series	Commercial	
167	July - 18	May - 16	23,441.71	19,201.04	18,850.78	350.26	New	MINI	Private	
168	July - 18	Aug - 14	16,689.73	13,072.09	0.00	13,072.09	Used	X5 Series	Commercial	
169	July - 18	Dec - 14	18,527.86	13,922.78	2,412.90	11,509.88	New	MINI	Private	
170	July - 18	Apr - 15	12,543.62	9,248.33	9,248.33	0.00	New	1 Series	Private	
171	July - 18	June - 14	17,448.21	13,345.87	5,841.40	7,504.47	Used	3 Series	Private	
172	July - 18	Aug - 15	26,391.86	20,641.59	16,082.20	4,559.39	Used	Non BMW Group (incl. Motorcycles)	Commercial	
173	July - 18	Oct - 15	31,371.06	26,285.03	15,974.22	10,310.81	Used	X3 Series	Commercial	
174	Aug - 18	Nov - 14	19,396.85	15,493.34	13,438.72	2,054.62	Used	X5 Series	Private	

**Compartment German Auto Loans 5**  
**Monthly Investor Report**



Rolls-Royce  
Motor Cars Limited

Reporting Date	May 09, 2019			
Payment Date	May 20, 2019			
Period No	31			
Monthly Period	Apr 30, 2019			
Interest Period	From	Apr 23, 2019	to	May 20, 2019 = 27 days

**9. Defaulted Amount & Recovery Amount - Loan Level Data\***

	Month / Year of Default	Month / Year of Loan Origination	Principal Balance (Initial in EUR)	Principal Balance of Loan at Default (in EUR)	Recovery Total (in EUR)	Principal Balance End of Period (in EUR)	Object Type (new / used)	Vehicle Series	Customer Type (private / commercial)	Out of Deal (Month / Year)
175	Aug - 18	June - 13	34,157.96	20,530.58	20,530.58	0.00	New	5 Series	Private	
176	Aug - 18	Apr - 15	24,488.35	21,318.01	10,798.03	10,519.98	New	2 Series	Commercial	
177	Aug - 18	Jan - 15	4,712.86	539.31	539.31	0.00	Used	1 Series	Private	
178	Aug - 18	May - 16	38,223.87	29,298.73	19,486.33	9,812.40	New	X3 Series	Commercial	
179	Aug - 18	July - 15	31,079.48	17,085.08	537.90	16,547.18	Used	Non BMW Group (incl. Motorcycles)	Commercial	
180	Sept - 18	Jan - 15	12,098.01	7,759.45	4,728.19	3,031.26	Used	3 Series	Commercial	
181	Sept - 18	July - 15	25,738.50	22,187.52	21,201.68	985.84	Used	X6 Series	Private	
182	Sept - 18	Sept - 15	19,757.04	9,715.99	-104.85	9,820.84	New	1 Series	Commercial	
183	Sept - 18	June - 16	27,802.30	21,368.79	11,142.61	10,226.18	New	2 Series	Commercial	
184	Sept - 18	June - 16	46,421.14	38,951.59	25,549.50	13,402.09	Used	X6 Series	Commercial	
185	Sept - 18	June - 16	32,232.36	26,750.04	19,464.08	7,285.96	New	X1 Series	Private	
186	Sept - 18	Sept - 15	45,003.18	20,582.33	-206.95	20,789.28	New	4 Series	Commercial	
187	Sept - 18	Feb - 13	29,193.60	7,574.41	1,209.20	6,365.21	New	X3 Series	Commercial	
188	Sept - 18	May - 16	37,203.39	25,168.70	19,915.97	5,252.73	New	3 Series	Commercial	
189	Sept - 18	Dec - 15	11,954.39	8,575.11	0.00	8,575.11	Used	5 Series	Private	
190	Oct - 18	Nov - 15	31,763.24	25,652.71	14,073.30	11,579.41	Used	7 Series	Commercial	
191	Oct - 18	Mar - 15	55,368.37	49,026.78	28,786.25	20,240.53	New	X6 Series	Commercial	
192	Oct - 18	Sept - 15	6,844.48	6,223.88	0.00	6,223.88	Used	X5 Series	Private	
193	Oct - 18	July - 15	10,777.03	9,109.08	0.00	9,109.08	Used	1 Series	Commercial	
194	Oct - 18	Mar - 13	20,131.17	8,037.63	3,296.37	4,741.26	New	3 Series	Private	
195	Oct - 18	Mar - 15	43,407.24	33,322.87	18,240.48	15,082.39	New	4 Series	Commercial	
196	Oct - 18	Mar - 16	8,189.04	2,089.31	2,089.31	0.00	Used	5 Series	Private	
197	Oct - 18	May - 16	40,142.25	18,083.76	179.74	17,904.02	New	5 Series	Commercial	
198	Oct - 18	June - 16	20,038.13	18,065.15	18,065.15	0.00	New	MINI	Private	
199	Oct - 18	Mar - 16	11,916.06	7,664.03	0.00	7,664.03	Used	3 Series	Private	
200	Oct - 18	Mar - 16	5,033.95	917.42	917.42	0.00	Used	3 Series	Private	
201	Oct - 18	Feb - 16	8,405.69	6,565.49	6,565.49	0.00	Used	3 Series	Private	
202	Oct - 18	May - 16	22,698.55	12,027.06	7,472.60	4,554.46	Used	5 Series	Commercial	
203	Oct - 18	Apr - 16	18,377.40	15,095.39	9,658.77	5,436.62	New	Other BMW Group	Commercial	

**Compartment German Auto Loans 5**  
**Monthly Investor Report**



Rolls-Royce  
Motor Cars Limited

Reporting Date	May 09, 2019		
Payment Date	May 20, 2019		
Period No	31		
Monthly Period	Apr 30, 2019		
Interest Period	From	Apr 23, 2019	to May 20, 2019 = 27 days

**9. Defaulted Amount & Recovery Amount - Loan Level Data\***

	Month / Year of Default	Month / Year of Loan Origination	Principal Balance (Initial in EUR)	Principal Balance of Loan at Default (in EUR)	Recovery Total (in EUR)	Principal Balance End of Period (in EUR)	Object Type (new / used)	Vehicle Series	Customer Type (private / commercial)	Out of Deal (Month / Year)
204	Oct - 18	Mar - 15	41,599.92	2,524.01	482.66	2,041.35	New	6 Series	Private	
205	Oct - 18	Mar - 16	15,002.81	11,084.30	3,229.77	7,854.53	Used	1 Series	Private	
206	Nov - 18	June - 16	17,025.66	13,824.67	0.00	13,824.67	New	1 Series	Commercial	
207	Nov - 18	July - 15	9,952.50	6,473.68	6,473.68	0.00	Used	3 Series	Private	
208	Nov - 18	Apr - 16	6,397.54	1,510.55	1,208.04	302.51	Used	5 Series	Private	
209	Nov - 18	Apr - 16	46,225.52	38,320.68	29,598.87	8,721.81	Used	X5 Series	Commercial	
210	Nov - 18	Feb - 16	15,069.89	10,897.84	2,012.71	8,885.13	Used	3 Series	Private	
211	Nov - 18	Apr - 15	9,002.35	257.27	257.27	0.00	Used	3 Series	Private	
212	Nov - 18	May - 16	12,817.49	9,474.08	9,474.08	0.00	Used	MINI	Private	
213	Nov - 18	Apr - 16	21,301.95	16,391.90	11,783.24	4,608.66	Used	5 Series	Private	
214	Dec - 18	Mar - 16	6,828.80	5,753.93	0.00	5,753.93	Used	Other BMW Group	Private	
215	Dec - 18	May - 15	4,989.70	1,332.17	1,014.35	317.82	Used	3 Series	Private	
216	Dec - 18	Feb - 16	9,322.38	955.55	-54.61	1,030.51	Used	Other BMW Group	Private	
217	Dec - 18	Oct - 15	25,909.66	11,445.41	-256.10	11,701.51	Used	5 Series	Commercial	
218	Dec - 18	July - 15	26,261.89	20,091.37	0.00	20,091.37	Used	5 Series	Commercial	
219	Dec - 18	May - 16	17,425.36	1,256.92	1,256.92	0.00	Used	3 Series	Private	
220	Dec - 18	May - 15	24,423.80	20,835.34	15,455.35	5,379.99	Used	X6 Series	Commercial	
221	Dec - 18	June - 16	78,663.04	64,762.83	40,103.07	24,659.76	New	7 Series	Commercial	
222	Dec - 18	Apr - 16	63,159.42	57,399.19	0.00	57,576.32	New	7 Series	Private	
223	Dec - 18	Apr - 16	21,450.56	14,695.89	0.00	14,695.89	New	3 Series	Commercial	
224	Jan - 19	May - 14	13,676.01	10,113.40	3,283.28	6,830.12	Used	1 Series	Private	
225	Jan - 19	June - 16	13,025.56	10,442.92	5,420.19	5,022.73	Used	Non BMW Group (incl. Motorcycles)	Private	
226	Jan - 19	Feb - 15	21,369.17	12,654.69	1,838.50	10,816.19	Used	Non BMW Group (incl. Motorcycles)	Commercial	
227	Jan - 19	May - 16	41,820.01	33,808.58	21,563.66	12,244.92	New	4 Series	Private	
228	Jan - 19	Oct - 15	13,377.34	7,483.86	7,483.86	0.00	Used	X1 Series	Private	
229	Jan - 19	May - 16	67,469.00	51,958.66	24,138.07	27,820.59	New	X5 Series	Commercial	
230	Jan - 19	Dec - 15	19,224.66	8,901.50	68.26	8,833.24	Used	1 Series	Commercial	
231	Jan - 19	June - 15	28,081.73	18,996.05	0.00	18,996.05	New	1 Series	Commercial	
232	Jan - 19	May - 16	38,825.46	29,144.96	11,337.33	17,807.63	Used	5 Series	Commercial	

**Compartment German Auto Loans 5**  
**Monthly Investor Report**



Rolls-Royce  
Motor Cars Limited

Reporting Date	May 09, 2019			
Payment Date	May 20, 2019			
Period No	31			
Monthly Period	Apr 30, 2019			
Interest Period	From	Apr 23, 2019	to	May 20, 2019 = 27 days

**9. Defaulted Amount & Recovery Amount - Loan Level Data\***

	Month / Year of Default	Month / Year of Loan Origination	Principal Balance (Initial in EUR)	Principal Balance of Loan at Default (in EUR)	Recovery Total (in EUR)	Principal Balance End of Period (in EUR)	Object Type (new / used)	Vehicle Series	Customer Type (private / commercial)	Out of Deal (Month / Year)
233	Jan - 19	Nov - 15	17,440.72	11,790.61	11,033.59	757.02	Used	5 Series	Private	
234	Jan - 19	Aug - 15	21,480.67	15,918.77	6,470.59	9,530.48	Used	Non BMW Group (incl. Motorcycles)	Commercial	
235	Feb - 19	Nov - 15	43,237.13	35,295.77	0.00	35,295.77	Used	X6 Series	Commercial	
236	Feb - 19	Jan - 16	14,236.36	10,442.79	7,231.22	3,211.57	Used	1 Series	Private	
237	Feb - 19	Jan - 16	15,400.97	9,773.63	9,773.63	0.00	Used	3 Series	Private	
238	Feb - 19	Apr - 16	26,363.05	20,851.10	8,084.53	12,766.57	Used	5 Series	Private	
239	Feb - 19	Apr - 16	14,720.28	4,277.90	757.50	3,520.40	Used	X1 Series	Commercial	
240	Feb - 19	July - 15	5,779.38	1,064.80	566.49	498.31	Used	MINI	Commercial	
241	Feb - 19	Nov - 13	11,935.60	6,896.08	2,103.00	4,793.08	Used	3 Series	Private	
242	Feb - 19	Apr - 16	18,525.12	13,900.91	4,724.22	9,176.69	Used	3 Series	Private	
243	Feb - 19	Jan - 16	35,640.62	26,733.12	18,771.95	7,961.17	New	4 Series	Commercial	
244	Feb - 19	July - 15	18,364.98	6,872.77	0.00	6,872.77	Used	7 Series	Commercial	
245	Mar - 19	June - 16	32,343.93	26,106.53	2,835.00	23,297.11	New	2 Series	Private	
246	Mar - 19	Dec - 15	29,408.50	21,425.77	8,632.42	12,793.35	New	MINI	Commercial	
247	Mar - 19	June - 16	22,879.88	17,694.70	10,672.27	7,022.43	New	1 Series	Commercial	
248	Mar - 19	Jan - 16	61,384.39	45,283.32	36,554.62	8,728.70	New	4 Series	Commercial	
249	Mar - 19	Dec - 15	16,443.35	12,060.33	4,600.00	7,460.33	Used	3 Series	Private	
250	Mar - 19	June - 16	53,220.83	40,837.42	14,428.02	26,409.40	Used	5 Series	Commercial	
251	Mar - 19	June - 16	23,185.48	17,749.96	10,001.42	7,748.54	Used	3 Series	Commercial	
252	Mar - 19	Aug - 15	33,028.41	24,561.79	16,841.98	7,719.81	Used	X6 Series	Commercial	
253	Mar - 19	June - 15	21,832.71	15,231.11	9,820.35	5,410.76	Used	X5 Series	Commercial	
254	Mar - 19	Dec - 15	26,541.99	17,574.34	14,600.00	2,974.34	Used	5 Series	Private	
255	Mar - 19	June - 16	11,335.02	10,934.53	0.00	10,956.92	New	MINI	Private	
256	Apr - 19	Feb - 16	26,517.39	22,611.60	16,461.22	6,150.38	New	MINI	Private	
257	Apr - 19	May - 16	63,256.66	51,645.92	39,931.53	11,714.39	New	X6 Series	Commercial	
258	Apr - 19	Apr - 15	40,734.68	27,220.76	6,421.07	20,799.69	Used	5 Series	Commercial	
259	Apr - 19	Dec - 14	18,301.78	11,233.51	3,558.46	7,675.05	Used	5 Series	Commercial	
260	Apr - 19	Mar - 16	25,266.70	17,428.12	14,124.22	3,303.90	New	MINI	Private	
261	Apr - 19	Sept - 15	12,083.89	8,350.67	0.00	8,350.67	Used	Non BMW Group (incl. Motorcycles)	Private	

**Compartment German Auto Loans 5**  
**Monthly Investor Report**



Rolls-Royce  
Motor Cars Limited

Reporting Date	May 09, 2019			
Payment Date	May 20, 2019			
Period No	31			
Monthly Period	Apr 30, 2019			
Interest Period	From	Apr 23, 2019	to	May 20, 2019 = 27 days

**9. Defaulted Amount & Recovery Amount - Loan Level Data\***

	Month / Year of Default	Month / Year of Loan Origination	Principal Balance (Initial in EUR)	Principal Balance of Loan at Default (in EUR)	Recovery Total (in EUR)	Principal Balance End of Period (in EUR)	Object Type (new / used)	Vehicle Series	Customer Type (private / commercial)	Out of Deal (Month / Year)
262	Apr - 19	Sept - 15	9,953.87	6,379.12	3,951.22	2,427.90	Used	MINI	Private	
263	Apr - 19	Feb - 16	19,417.91	10,714.47	7,301.22	3,413.25	New	MINI	Private	
264	Apr - 19	Nov - 15	91,166.09	32,702.66	0.00	32,702.66	New	Non BMW Group (incl. Motorcycles)	Commercial	
265	Mar - 17	June - 15	11,477.74	253.15	105.96	147.19	Used	X3 Series	Commercial	Mar - 17
266	Jan - 17	May - 14	15,875.79	15,875.79	14,998.26	877.53	Used	X6 Series	Commercial	May - 17
267	Feb - 17	Feb - 15	19,461.42	19,461.42	9,864.56	9,596.86	Used	5 Series	Commercial	May - 17
268	Mar - 17	Feb - 14	2,986.84	2,638.57	1,385.76	1,252.81	Used	Non BMW Group (incl. Motorcycles)	Commercial	May - 17
269	Mar - 17	June - 16	20,796.00	20,323.47	5,765.29	14,558.18	Used	3 Series	Private	May - 17
270	Mar - 17	June - 16	9,620.04	9,509.16	6,905.72	2,603.44	Used	1 Series	Commercial	May - 17
271	Mar - 17	June - 15	78,120.15	76,221.90	33,955.65	42,266.25	New	7 Series	Commercial	June - 17
272	Mar - 17	May - 16	34,482.06	33,887.95	32,501.03	1,468.77	Used	5 Series	Private	June - 17
273	Mar - 17	Feb - 14	19,225.53	18,377.08	12,637.86	5,739.22	New	3 Series	Private	June - 17
274	Mar - 17	Apr - 15	22,146.23	21,646.23	19,986.08	1,660.15	Used	7 Series	Commercial	June - 17
275	June - 17	Feb - 15	18,007.15	18,007.15	4,964.94	13,042.21	Used	Non BMW Group (incl. Motorcycles)	Commercial	July - 17
276	Apr - 17	Apr - 16	34,584.26	33,045.47	22,006.95	11,131.17	Used	X1 Series	Private	Aug - 17
277	May - 17	Aug - 13	8,075.14	7,876.18	5,326.03	2,550.15	Used	1 Series	Private	Aug - 17
278	May - 17	Sept - 14	16,038.63	15,844.57	6,293.72	9,550.85	Used	1 Series	Private	Aug - 17
279	May - 17	May - 14	19,500.30	18,567.07	8,514.93	10,052.14	New	MINI	Commercial	Aug - 17
280	Aug - 17	Feb - 14	28,100.80	3,457.52	1,940.45	1,517.07	New	X1 Series	Commercial	Aug - 17
281	Aug - 17	Sept - 15	5,565.68	4,453.12	1,644.27	2,808.85	Used	5 Series	Commercial	Aug - 17
282	June - 17	Apr - 15	6,051.40	5,305.26	4,364.99	940.27	Used	3 Series	Private	Sept - 17
283	June - 17	June - 16	6,514.20	5,797.50	4,132.83	1,664.67	Used	5 Series	Commercial	Sept - 17
284	June - 17	June - 16	45,409.17	43,639.09	39,071.05	4,568.04	Used	X5 Series	Commercial	Sept - 17
285	June - 17	Mar - 15	7,355.16	6,363.22	5,661.36	701.86	Used	MINI	Commercial	Sept - 17
286	Sept - 17	June - 13	10,565.35	6,437.99	1,092.97	5,345.02	Used	3 Series	Private	Sept - 17
287	July - 17	Jan - 15	36,337.14	33,642.50	26,541.52	7,100.98	Used	X6 Series	Commercial	Oct - 17
288	July - 17	Aug - 14	11,432.49	10,970.07	8,952.54	2,017.53	Used	1 Series	Private	Oct - 17
289	July - 17	June - 16	32,057.68	30,926.11	22,553.95	8,372.16	Used	5 Series	Commercial	Oct - 17
290	July - 17	June - 14	23,857.46	22,798.66	20,988.39	1,810.27	New	2 Series	Private	Oct - 17



**Compartment German Auto Loans 5**  
**Monthly Investor Report**



Rolls-Royce  
Motor Cars Limited

Reporting Date	May 09, 2019		
Payment Date	May 20, 2019		
Period No	31		
Monthly Period	Apr 30, 2019		
Interest Period	From	Apr 23, 2019	to May 20, 2019 = 27 days

**9. Defaulted Amount & Recovery Amount - Loan Level Data\***

	Month / Year of Default	Month / Year of Loan Origination	Principal Balance (Initial in EUR)	Principal Balance of Loan at Default (in EUR)	Recovery Total (in EUR)	Principal Balance End of Period (in EUR)	Object Type (new / used)	Vehicle Series	Customer Type (private / commercial)	Out of Deal (Month / Year)
291	Oct - 17	Dec - 12	31,716.86	5,241.02	1,066.04	4,174.98	Used	5 Series	Commercial	Oct - 17
292	Aug - 17	Feb - 16	9,744.09	8,876.56	6,511.18	2,365.38	Used	Non BMW Group (incl. Motorcycles)	Private	Nov - 17
293	Aug - 17	July - 15	24,347.95	23,104.32	21,119.95	1,984.37	New	MINI	Commercial	Nov - 17
294	Aug - 17	May - 16	26,192.98	24,952.67	20,153.87	4,798.80	New	2 Series	Commercial	Nov - 17
295	Aug - 17	Apr - 16	5,463.91	4,720.01	3,062.42	1,657.59	Used	Non BMW Group (incl. Motorcycles)	Commercial	Nov - 17
296	Aug - 17	Mar - 16	45,113.29	42,738.69	33,461.98	9,276.71	Used	5 Series	Private	Nov - 17
297	Aug - 17	Feb - 16	42,113.63	40,302.52	30,798.34	9,629.79	New	3 Series	Private	Nov - 17
298	Aug - 17	Aug - 15	48,249.44	45,035.94	29,691.05	15,344.89	Used	X6 Series	Commercial	Nov - 17
299	Sept - 17	Feb - 16	20,247.77	17,808.67	13,361.76	4,446.91	Used	X5 Series	Commercial	Nov - 17
300	Nov - 17	Nov - 14	27,560.01	247.88	30.40	217.48	New	MINI	Private	Nov - 17
301	Sept - 17	May - 14	29,521.04	27,670.66	19,834.14	7,836.52	New	5 Series	Commercial	Dec - 17
302	Sept - 17	Jan - 16	13,087.92	11,994.43	10,290.61	1,703.82	New	Other BMW Group	Commercial	Dec - 17
303	Dec - 17	June - 14	17,681.36	2,325.59	735.91	1,589.68	New	MINI	Commercial	Dec - 17
304	Sept - 17	Jan - 15	14,067.97	11,753.08	10,676.73	1,076.35	Used	5 Series	Commercial	Jan - 18
305	Oct - 17	Aug - 14	10,800.18	8,596.26	5,824.34	2,771.92	Used	X3 Series	Commercial	Jan - 18
306	Oct - 17	May - 15	25,171.60	23,691.11	14,753.08	8,938.03	New	MINI	Private	Jan - 18
307	Oct - 17	Feb - 16	25,784.58	23,069.68	14,483.17	8,586.51	Used	5 Series	Commercial	Jan - 18
308	Oct - 17	July - 14	9,242.28	8,014.92	4,112.85	3,902.07	Used	1 Series	Private	Jan - 18
309	Nov - 17	Aug - 14	14,873.78	13,492.98	11,003.73	2,489.25	Used	X1 Series	Private	Jan - 18
310	Nov - 17	Mar - 15	18,159.26	17,785.02	11,118.83	6,666.19	New	MINI	Private	Jan - 18
311	Nov - 17	Nov - 15	22,683.72	20,803.26	13,055.48	7,747.78	New	1 Series	Commercial	Feb - 18
312	Nov - 17	Sept - 15	15,863.34	13,615.99	11,190.21	2,425.78	Used	1 Series	Private	Feb - 18
313	Nov - 17	Oct - 15	44,733.24	40,381.09	25,577.89	14,803.20	New	5 Series	Commercial	Feb - 18
314	Nov - 17	May - 15	17,363.08	16,494.34	16,369.61	124.73	Used	3 Series	Private	Feb - 18
315	Dec - 17	Sept - 15	19,652.27	16,908.97	10,227.58	6,681.39	Used	X1 Series	Commercial	Mar - 18
316	Dec - 17	Apr - 16	42,530.43	36,498.11	26,127.13	10,370.98	New	4 Series	Commercial	Mar - 18
317	Dec - 17	June - 14	27,651.96	23,693.29	13,972.10	9,721.19	Used	5 Series	Private	Mar - 18
318	Dec - 17	Mar - 16	48,918.53	42,868.97	28,793.08	14,075.89	Used	6 Series	Commercial	Mar - 18
319	Jan - 18	June - 16	38,486.40	33,698.46	17,556.76	16,141.70	New	3 Series	Commercial	Apr - 18

**Compartment German Auto Loans 5**  
**Monthly Investor Report**



Rolls-Royce  
Motor Cars Limited

Reporting Date	May 09, 2019			
Payment Date	May 20, 2019			
Period No	31			
Monthly Period	Apr 30, 2019			
Interest Period	From	Apr 23, 2019	to	May 20, 2019 = 27 days

**9. Defaulted Amount & Recovery Amount - Loan Level Data\***

	Month / Year of Default	Month / Year of Loan Origination	Principal Balance (Initial in EUR)	Principal Balance of Loan at Default (in EUR)	Recovery Total (in EUR)	Principal Balance End of Period (in EUR)	Object Type (new / used)	Vehicle Series	Customer Type (private / commercial)	Out of Deal (Month / Year)
320	Jan - 18	June - 16	24,834.16	22,069.00	15,821.35	6,247.65	Used	MINI	Private	Apr - 18
321	Jan - 18	May - 16	7,117.64	6,504.06	5,804.51	699.55	Used	Other BMW Group	Private	Apr - 18
322	Jan - 18	Dec - 15	24,572.88	21,020.68	15,343.08	5,677.60	Used	5 Series	Commercial	Apr - 18
323	Jan - 18	Sept - 13	17,022.49	14,523.74	10,547.76	3,975.98	New	MINI	Private	Apr - 18
324	Feb - 18	Jan - 16	40,691.74	37,619.53	23,861.95	13,757.58	New	4 Series	Commercial	Apr - 18
325	Aug - 17	June - 13	13,622.63	11,947.72	9,516.05	2,431.67	New	1 Series	Commercial	May - 18
326	Feb - 18	May - 16	30,156.58	25,187.72	17,558.56	7,629.16	Used	5 Series	Commercial	May - 18
327	Feb - 18	Aug - 15	20,916.38	18,657.31	14,089.46	4,567.85	Used	5 Series	Private	May - 18
328	Feb - 18	Dec - 14	9,960.07	8,690.83	7,171.97	1,518.86	New	Non BMW Group (incl. Motorcycles)	Commercial	May - 18
329	Feb - 18	Feb - 16	10,109.11	9,132.11	8,592.12	539.99	Used	1 Series	Private	May - 18
330	Mar - 18	Dec - 14	33,583.98	27,774.90	17,298.49	10,476.41	New	2 Series	Commercial	May - 18
331	Mar - 18	May - 14	23,058.17	18,543.92	12,828.77	5,715.15	Used	5 Series	Private	May - 18
332	May - 18	July - 15	26,595.82	8,887.58	1,794.66	7,092.92	Used	3 Series	Private	May - 18
333	May - 18	May - 16	51,323.25	67.20	63.85	3.35	New	4 Series	Commercial	May - 18
334	Feb - 18	Apr - 16	38,857.59	35,690.54	21,544.47	14,146.07	New	Non BMW Group (incl. Motorcycles)	Private	June - 18
335	Mar - 18	Sept - 15	21,074.35	17,252.20	10,101.77	7,150.43	Used	Non BMW Group (incl. Motorcycles)	Private	June - 18
336	Mar - 18	June - 16	46,280.34	44,233.76	36,333.06	7,900.70	New	2 Series	Private	June - 18
337	Mar - 18	Feb - 14	12,228.83	10,184.92	9,646.13	538.79	Used	MINI	Private	June - 18
338	Mar - 18	Nov - 12	12,180.51	9,576.45	4,584.16	4,992.29	Used	3 Series	Private	June - 18
339	Mar - 18	Apr - 15	20,525.83	17,116.62	10,965.42	6,151.20	Used	3 Series	Private	June - 18
340	Mar - 18	June - 16	21,168.62	18,237.59	13,778.57	4,459.02	Used	1 Series	Private	June - 18
341	Apr - 18	Mar - 16	51,268.22	47,603.23	0.00	47,819.87	New	4 Series	Private	June - 18
342	Apr - 18	Mar - 16	80,178.42	70,803.43	44,749.05	26,054.38	New	7 Series	Commercial	June - 18
343	Mar - 18	Feb - 15	19,249.48	15,339.90	13,566.98	1,772.92	New	MINI	Private	July - 18
344	Apr - 18	July - 15	9,648.30	7,169.14	3,112.67	4,056.47	Used	Non BMW Group (incl. Motorcycles)	Private	July - 18
345	Apr - 18	May - 16	30,026.33	26,627.45	20,552.02	6,075.43	Used	7 Series	Private	July - 18
346	Apr - 18	May - 16	20,723.15	18,689.85	16,031.91	2,657.94	Used	2 Series	Commercial	July - 18
347	May - 18	Mar - 15	27,069.70	21,663.72	15,636.04	6,027.68	New	5 Series	Commercial	July - 18
348	Mar - 18	Mar - 16	22,036.56	19,540.84	14,859.23	4,681.61	New	2 Series	Commercial	Aug - 18

**Compartment German Auto Loans 5**  
**Monthly Investor Report**



Rolls-Royce  
Motor Cars Limited

Reporting Date	May 09, 2019		
Payment Date	May 20, 2019		
Period No	31		
Monthly Period	Apr 30, 2019		
Interest Period	From	Apr 23, 2019	to May 20, 2019 = 27 days

**9. Defaulted Amount & Recovery Amount - Loan Level Data\***

	Month / Year of Default	Month / Year of Loan Origination	Principal Balance (Initial in EUR)	Principal Balance of Loan at Default (in EUR)	Recovery Total (in EUR)	Principal Balance End of Period (in EUR)	Object Type (new / used)	Vehicle Series	Customer Type (private / commercial)	Out of Deal (Month / Year)
349	May - 18	June - 16	38,697.21	32,323.82	23,243.07	9,080.75	Used	X5 Series	Commercial	Aug - 18
350	May - 18	Mar - 14	13,322.30	9,037.93	8,122.34	915.59	Used	3 Series	Commercial	Aug - 18
351	May - 18	Apr - 16	14,054.62	11,808.13	7,560.79	4,247.34	Used	1 Series	Commercial	Aug - 18
352	June - 18	June - 14	13,008.29	10,129.19	7,794.52	2,334.67	Used	MINI	Private	Sept - 18
353	June - 18	Feb - 16	8,171.54	5,903.39	4,851.43	1,051.96	Used	5 Series	Private	Sept - 18
354	July - 18	Feb - 16	19,362.91	12,788.02	8,476.15	4,311.87	New	Other BMW Group	Commercial	Sept - 18
355	Sept - 18	Apr - 14	12,918.01	7,578.70	1,428.47	6,150.23	Used	1 Series	Private	Sept - 18
356	Apr - 18	Sept - 14	28,337.42	22,763.81	17,663.80	5,100.01	New	X1 Series	Private	Oct - 18
357	Apr - 18	Jan - 16	21,583.36	18,070.34	11,625.77	6,444.57	Used	3 Series	Commercial	Oct - 18
358	May - 18	June - 16	27,549.41	23,776.89	15,131.73	8,645.16	New	MINI	Commercial	Oct - 18
359	July - 18	Apr - 15	13,025.54	8,196.04	6,842.52	1,353.52	Used	MINI	Commercial	Oct - 18
360	July - 18	Apr - 15	19,703.22	14,441.30	12,648.40	1,792.90	Used	5 Series	Private	Oct - 18
361	Aug - 18	June - 15	12,680.22	7,141.65	855.41	6,286.24	New	Other BMW Group	Commercial	Nov - 18
362	Aug - 18	June - 16	21,145.94	17,603.85	11,065.41	6,538.44	Used	X5 Series	Commercial	Nov - 18
363	Aug - 18	Aug - 15	24,086.21	18,907.88	13,167.93	5,794.03	Used	3 Series	Private	Nov - 18
364	Aug - 18	Apr - 16	10,767.46	9,056.98	7,407.73	1,649.25	New	Other BMW Group	Private	Nov - 18
365	Aug - 18	June - 15	36,835.47	31,300.61	20,030.38	11,270.23	New	5 Series	Commercial	Nov - 18
366	Aug - 18	Apr - 16	24,800.50	20,253.92	15,158.58	5,095.34	Used	3 Series	Private	Nov - 18
367	Sept - 18	Apr - 16	21,478.24	16,688.24	11,592.48	5,095.76	Used	5 Series	Commercial	Nov - 18
368	Sept - 18	Apr - 16	33,154.99	21,849.66	19,230.55	2,619.11	Used	5 Series	Commercial	Nov - 18
369	Sept - 18	Mar - 16	23,114.29	18,689.07	11,556.70	7,132.37	Used	3 Series	Commercial	Dec - 18
370	Oct - 18	Mar - 15	37,872.62	1,154.76	749.23	405.53	New	X3 Series	Commercial	Dec - 18
371	Oct - 18	Feb - 16	20,380.06	17,130.17	15,096.22	2,033.95	New	Other BMW Group	Private	Jan - 19
372	Oct - 18	Sept - 15	16,755.29	12,492.35	10,638.79	1,853.56	New	1 Series	Private	Jan - 19
373	Oct - 18	May - 16	30,002.78	22,428.52	9,085.69	13,342.83	Used	5 Series	Commercial	Jan - 19
374	July - 17	Dec - 15	18,773.22	17,757.38	11,545.99	6,211.39	Used	1 Series	Private	Feb - 19
375	Oct - 18	Feb - 15	27,110.19	20,475.97	16,450.92	4,025.05	Used	X6 Series	Commercial	Feb - 19
376	Nov - 18	Mar - 15	19,160.75	14,557.33	7,101.09	7,456.24	Used	5 Series	Private	Feb - 19
377	Nov - 18	May - 16	30,832.63	27,498.18	17,695.56	9,802.62	New	2 Series	Commercial	Feb - 19

**Compartment German Auto Loans 5**  
**Monthly Investor Report**



Rolls-Royce  
Motor Cars Limited

Reporting Date	May 09, 2019		
Payment Date	May 20, 2019		
Period No	31		
Monthly Period	Apr 30, 2019		
Interest Period	From	Apr 23, 2019	to May 20, 2019 = 27 days

**9. Defaulted Amount & Recovery Amount - Loan Level Data\***

	Month / Year of Default	Month / Year of Loan Origination	Principal Balance (Initial in EUR)	Principal Balance of Loan at Default (in EUR)	Recovery Total (in EUR)	Principal Balance End of Period (in EUR)	Object Type (new / used)	Vehicle Series	Customer Type (private / commercial)	Out of Deal (Month / Year)
378	Apr - 18	Mar - 15	23,901.58	20,637.10	14,351.66	6,285.44	New	X1 Series	Commercial	Mar - 19
379	July - 18	Aug - 13	20,173.07	15,147.39	11,101.39	4,046.00	Used	7 Series	Commercial	Mar - 19
380	Dec - 18	Aug - 15	19,841.42	15,258.09	13,758.32	1,499.77	Used	5 Series	Private	Mar - 19
381	Dec - 18	July - 13	20,128.03	12,725.51	9,967.88	2,757.63	New	1 Series	Private	Mar - 19
382	Mar - 19	Jan - 14	18,570.45	12,096.64	11,899.98	196.66	Used	5 Series	Private	Mar - 19
383	Nov - 18	Feb - 16	18,045.53	13,485.83	11,740.81	1,776.69	Used	MINI	Private	Apr - 19
384	Jan - 19	June - 16	41,637.54	34,938.01	18,335.07	16,602.94	New	2 Series	Commercial	Apr - 19

\*Applicable only if loans have defaulted. Does not include defaulted amounts less than 10 EUR.

**Compartment German Auto Loans 5**  
**Monthly Investor Report**



Rolls-Royce  
Motor Cars Limited

Reporting Date	May 09, 2019		
Payment Date	May 20, 2019		
Period No	31		
Monthly Period	Apr 30, 2019		
Interest Period	From	Apr 23, 2019	to May 20, 2019 = 27 days

**10. Outstanding Note Balance**

<b>1. Note Balance</b>	<b>All Notes</b>	<b>Class A</b>	<b>Class B</b>
<b>Initial Note Information</b>			
ISIN code		XS1484801763	XS1484802142
Currency		EUR	EUR
Legal final maturity		Oct 2023	Oct 2023
Rating (Fitch / Moody's / S&P/DBRS)		AAA/Aaa/N/A/N/A	N/A/N/A/N/A/N/A
Initial notes aggregate principal outstanding balance in EUR	1,075,300,000.00	1,000,000,000.00	75,300,000.00
Nominal amount per note in EUR		100,000.00	100,000.00
Initial number of notes per class in EUR		10,000	753
<b>Current Note Information</b>			
Notes aggregate principal outstanding balance in EUR - BoP	186,593,612.69	111,293,612.69	75,300,000.00
Available distribution amount in EUR	42,090,590.97		
Redemption per class in EUR		36,650,868.59	0,00
Redemption per note in EUR		3,665.09	0.00
Notes aggregate principal outstanding balance in EUR - EoP	149,942,744.10	74,642,744.10	75,300,000.00
Current pool factor		0.07	1.00
<b>2. Payments to Investor per Note</b>			
		<b>Class A</b>	<b>Class B</b>
Interest Type		Floating Rate	Fixed Rate
Reference Rate		1M_EURIBOR	NONE
Actual Interest Rate		-0.368%	NONE
Spread		0.400%	NONE
Coupon		0.032%	1.000%
Day count fraction		Actual/360	Actual/360
Interest days		27 days	27 days
Principal outstanding per note in EUR - BoP		11,129.36	100,000.00
Principal repayment per note in EUR		3,665.09	0.00
Principal outstanding per note in EUR - EoP		7,464.27	100,000.00
Interest payment per Note in EUR		0.27	75.00

**Compartment German Auto Loans 5**  
**Monthly Investor Report**



Rolls-Royce  
Motor Cars Limited

Reporting Date	May 09, 2019			
Payment Date	May 20, 2019			
Period No	31			
Monthly Period	Apr 30, 2019			
Interest Period	From	Apr 23, 2019	to	May 20, 2019 = 27 days

**10. Outstanding note balance**

<b>3. Credit Enhancement</b>	Initial Period (in EUR)	Initial CE (in %)	Current Period (in EUR)	Current CE (in %)
Class A	1,000,000,000.00	7.50	74,642,744.10	65.62
Class B	75,300,000.00	0.50	75,300,000.00	28.25
Cash Reserve (+ Overcollateralisation)	5,379,959.75	0.00	56,928,764.80	0.00

"In its capacity as originator and lender, BMW Bank GmbH complies with the retention requirement of a material net economic interest in accordance with Art. 405 CRR. A minimum of 5.0% of the net economic interest will be retained throughout the life of the transaction in form of retention of the Class B Notes and the Subordinated Loan."

**4. Clean-Up Call Option**

If the aggregate outstanding principal balance has been reduced to less than 10% of the aggregate outstanding principal balance at the Issue Date, the seller will have the option under the receivables purchase Agreement to acquire all outstanding purchased receivables.

Aggregate outstanding principal balance at end of period (in EUR)	201,491,508.90
Clean-Up option exercisable	No

**Compartment German Auto Loans 5**  
**Monthly Investor Report**



Rolls-Royce  
Motor Cars Limited

Reporting Date	May 09, 2019			
Payment Date	May 20, 2019			
Period No	31			
Monthly Period	Apr 30, 2019			
Interest Period	From	Apr 23, 2019	to	May 20, 2019 = 27 days

**11. Original Principal Balance**

Initial Portfolio as of origination of contract

Group (in EUR) (by Original Principal Balance)	Original principal balance (in EUR)	Original Principal Balance (in % of total)	Number of Contracts	Number of Contracts (in % of total)
0.00 - 5,000.00	6,992,674.68	0.56	1,862	3.10
5.000,01 - 10.000,00	64,956,645.53	5.18	8,288	13.79
10.000,01 - 15.000,00	146,836,978.81	11.70	11,642	19.37
15.000,01 - 20.000,00	202,190,645.60	16.11	11,518	19.16
20.000,01 - 25.000,00	212,735,086.38	16.95	9,471	15.76
25.000,01 - 30.000,00	183,995,892.42	14.66	6,707	11.16
30.000,01 - 35.000,00	136,384,047.80	10.87	4,213	7.01
35.000,01 - 40.000,00	90,221,057.97	7.19	2,416	4.02
40.000,01 - 45.000,00	58,755,377.74	4.68	1,385	2.30
45.000,01 - 50.000,00	39,632,006.73	3.16	838	1.39
50.000,01 - 55.000,00	28,130,280.93	2.24	537	0.89
55.000,01 - 60.000,00	23,199,116.97	1.85	403	0.67
> 60.000,00	60,851,137.78	4.85	831	1.38
<b>Total</b>	<b>1,254,880,949.34</b>	<b>100.00</b>	<b>60,111</b>	<b>100.00</b>

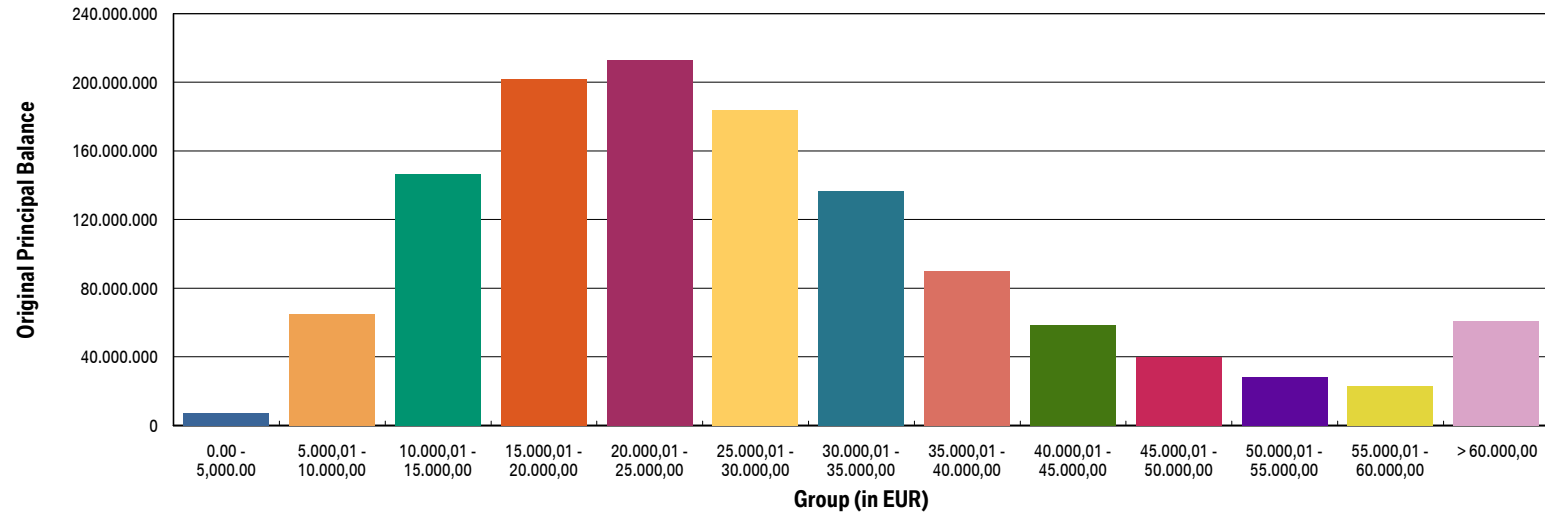
Average:	20,876.06
Min:	1,049.00
Max:	200,000.00

**Compartment German Auto Loans 5**  
**Monthly Investor Report**



Reporting Date	May 09, 2019				
Payment Date	May 20, 2019				
Period No	31				
Monthly Period	Apr 30, 2019				
Interest Period	From	Apr 23, 2019	to	May 20, 2019	= 27 days

**11a. Original Principal Balance (graph)**





**Compartment German Auto Loans 5**  
**Monthly Investor Report**



Rolls-Royce  
Motor Cars Limited

Reporting Date	May 09, 2019			
Payment Date	May 20, 2019			
Period No	31			
Monthly Period	Apr 30, 2019			
Interest Period	From	Apr 23, 2019	to	May 20, 2019 = 27 days

**12. Aggregate Principal Balance**

Initial Portfolio

Group (in EUR)	Aggregate Principal Balance (in EUR)	Aggregate Principal Balance (in % of total)	Number of Contracts	Number of Contracts (in % of total)
0.00 - 5,000.00	15,637,512.29	1.45	4,757	7.91
5.000,01 - 10.000,00	85,191,764.85	7.92	11,180	18.60
10.000,01 - 15.000,00	154,031,838.67	14.32	12,297	20.46
15.000,01 - 20.000,00	189,394,122.78	17.61	10,861	18.07
20.000,01 - 25.000,00	184,904,410.27	17.20	8,271	13.76
25.000,01 - 30.000,00	144,739,496.87	13.46	5,298	8.81
30.000,01 - 35.000,00	99,646,407.14	9.27	3,090	5.14
35.000,01 - 40.000,00	62,264,067.48	5.79	1,673	2.78
40.000,01 - 45.000,00	41,722,773.82	3.88	988	1.64
45.000,01 - 50.000,00	26,196,826.38	2.44	553	0.92
50.000,01 - 55.000,00	18,897,999.72	1.76	361	0.60
55.000,01 - 60.000,00	15,417,215.78	1.43	269	0.45
> 60.000,00	37,255,523.70	3.46	513	0.85
<b>Total</b>	<b>1,075,299,959.75</b>	<b>100.00</b>	<b>60,111</b>	<b>100.00</b>
Average:	17,888.57			
Min:	197.27			
Max:	187,245.56			

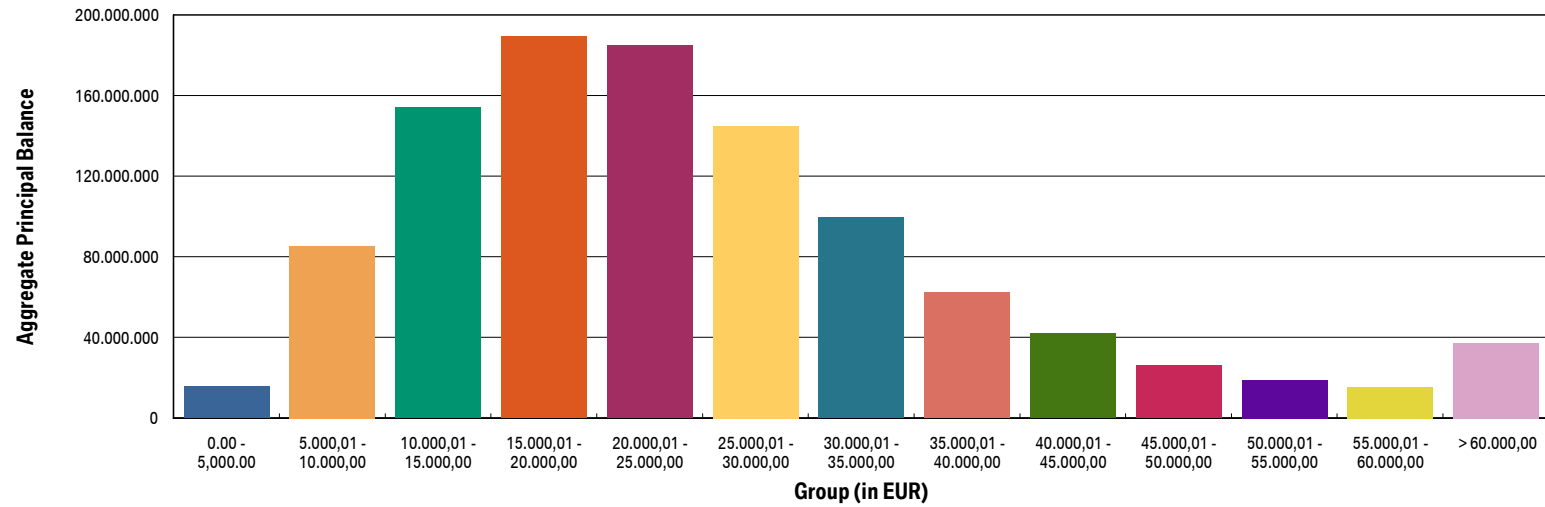
**Compartment German Auto Loans 5**  
**Monthly Investor Report**



Rolls-Royce  
Motor Cars Limited

Reporting Date	May 09, 2019				
Payment Date	May 20, 2019				
Period No	31				
Monthly Period	Apr 30, 2019				
Interest Period	From	Apr 23, 2019	to	May 20, 2019	= 27 days

**12a. Aggregate Principal Balance (graph)**



**Compartment German Auto Loans 5**  
**Monthly Investor Report**



Rolls-Royce  
Motor Cars Limited

Reporting Date	May 09, 2019			
Payment Date	May 20, 2019			
Period No	31			
Monthly Period	Apr 30, 2019			
Interest Period	From	Apr 23, 2019	to	May 20, 2019 = 27 days

**13. Aggregate Outstanding Principal Balance**

Portfolio as of: Apr 30, 2019

Group (in EUR)	Aggregate Outstanding Principal Balance (in EUR)	Aggregate Outstanding Principal Balance (in % of total)	Number of Contracts	Number of Contracts (in % of total)
0.00 - 5,000.00	6,571,805.09	3.26	8,908	40.92
5,000,01 - 10,000,00	29,388,352.68	14.59	3,842	17.65
10,000,01 - 15,000,00	44,499,843.88	22.09	3,588	16.48
15,000,01 - 20,000,00	47,581,220.41	23.61	2,748	12.62
20,000,01 - 25,000,00	32,261,400.41	16.01	1,455	6.68
25,000,01 - 30,000,00	15,854,845.58	7.87	585	2.69
30,000,01 - 35,000,00	8,877,635.78	4.41	276	1.27
35,000,01 - 40,000,00	5,812,331.06	2.88	156	0.72
40,000,01 - 45,000,00	3,558,208.89	1.77	84	0.39
45,000,01 - 50,000,00	2,606,801.04	1.29	55	0.25
50,000,01 - 55,000,00	2,058,437.55	1.02	39	0.18
55,000,01 - 60,000,00	803,962.77	0.40	14	0.06
> 60,000,00	1,616,663.76	0.80	21	0.10
<b>Total</b>	<b>201,491,508.90</b>	<b>100.00</b>	<b>21,771</b>	<b>100.00</b>

WA:	9,255.04
Min:	0.00
Max:	125,392.83

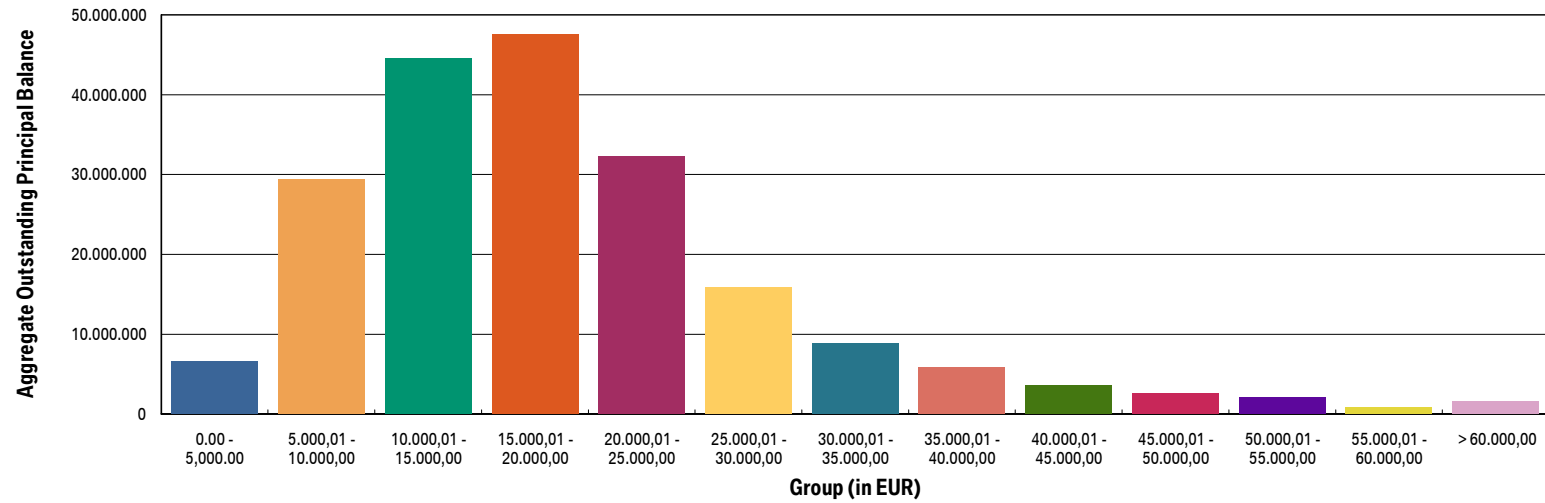
**Compartment German Auto Loans 5**  
**Monthly Investor Report**



Rolls-Royce  
 Motor Cars Limited

Reporting Date	May 09, 2019			
Payment Date	May 20, 2019			
Period No	31			
Monthly Period	Apr 30, 2019			
Interest Period	From	Apr 23, 2019	to	May 20, 2019 = 27 days

**13a. Aggregate Outstanding Principal Balance (graph)**



**Compartment German Auto Loans 5**  
**Monthly Investor Report**



Rolls-Royce  
Motor Cars Limited

Reporting Date	May 09, 2019				
Payment Date	May 20, 2019				
Period No	31				
Monthly Period	Apr 30, 2019				
Interest Period	From	Apr 23, 2019	to	May 20, 2019	= 27 days

**14. Down Payments**

Portfolio as of: Apr 30, 2019

Down Payment	Aggregate Outstanding Principal Balance (in EUR)	Aggregate Outstanding Principal Balance (in % of total)	Number of Contracts	Number of Contracts (in % of total)	Down Payment/ Purchase Price (in %)
No Down Payment	53,050,525.53	26.33	5,539	25.44	0.00
<=1000	5,264,599.14	2.61	595	2.73	4.12
1.000,01 - 2.000,00	12,230,045.44	6.07	1,417	6.51	8.59
2.000,01 - 3.000,00	14,703,142.40	7.30	1,725	7.92	12.26
3.000,01 - 4.000,00	12,326,681.17	6.12	1,468	6.74	15.88
4.000,01 - 5.000,00	20,647,383.53	10.25	2,276	10.45	17.74
5.000,01 - 6.000,00	11,513,122.34	5.71	1,240	5.70	20.10
6.000,01 - 7.000,00	10,279,609.61	5.10	1,090	5.01	21.95
7.000,01 - 8.000,00	9,387,188.05	4.66	1,034	4.75	24.08
8.000,01 - 9.000,00	5,234,688.08	2.60	550	2.53	25.65
9.000,01 - 10.000,00	14,450,102.70	7.17	1,490	6.84	26.63
10.000,01 - 11.000,00	3,356,039.31	1.67	323	1.48	25.70
11.000,01 - 12.000,00	4,607,767.74	2.29	455	2.09	28.89
12.000,01 - 13.000,00	3,378,100.80	1.68	320	1.47	28.51
13.000,01 - 14.000,00	2,155,884.66	1.07	235	1.08	32.69
14.000,01 - 15.000,00	5,427,356.39	2.69	574	2.64	33.81
> 15.000,00	13,479,272.01	6.69	1,440	6.61	39.55
<b>Total</b>	<b>201,491,508.90</b>	<b>100.00</b>	<b>21,771</b>	<b>100.00</b>	<b>15.75</b>

Minimum Down Payment:	85.00
Maximum Down Payment:	82,039.00
Average Down Payment:	5,660.52
Average Down Payment (customers that made a Down Payment):	7,592.12

**Compartment German Auto Loans 5**  
**Monthly Investor Report**



Rolls-Royce  
Motor Cars Limited

Reporting Date	May 09, 2019			
Payment Date	May 20, 2019			
Period No	31			
Monthly Period	Apr 30, 2019			
Interest Period	From	Apr 23, 2019	to	May 20, 2019 = 27 days

**15. Borrower Concentration**

Portfolio as of: Apr 30, 2019

Borrower (Top 20)	Aggregate Outstanding Principal Balance (in EUR)	Aggregate Outstanding Principal Balance (in % of total)	Number of Contracts	Number of Contracts (in % of total)
1	174,383.19	0.09	4	0.02
2	144,217.93	0.07	2	0.01
3	128,721.09	0.06	3	0.01
4	125,392.83	0.06	1	0.00
5	103,250.61	0.05	1	0.00
6	101,083.17	0.05	1	0.00
7	95,424.06	0.05	1	0.00
8	94,454.21	0.05	1	0.00
9	79,839.92	0.04	1	0.00
10	79,057.09	0.04	1	0.00
11	77,105.23	0.04	4	0.02
12	77,001.75	0.04	1	0.00
13	76,274.03	0.04	2	0.01
14	71,624.88	0.04	1	0.00
15	70,767.50	0.04	1	0.00
16	69,014.36	0.03	1	0.00
17	67,169.91	0.03	1	0.00
18	67,119.33	0.03	1	0.00
19	63,209.56	0.03	2	0.01
20	62,821.42	0.03	1	0.00
<b>Total</b>	<b>1,827,932.07</b>	<b>0.91</b>	<b>31</b>	<b>0.14</b>
<b>Total Portfolio Balance</b>	<b>201,491,508.90</b>			

**Compartment German Auto Loans 5**  
**Monthly Investor Report**



Rolls-Royce  
Motor Cars Limited

Reporting Date	May 09, 2019			
Payment Date	May 20, 2019			
Period No	31			
Monthly Period	Apr 30, 2019			
Interest Period	From	Apr 23, 2019	to	May 20, 2019 = 27 days

**16. Geographical Distribution**

Initial Portfolio

Post code area	Aggregate Principal Balance (in EUR)	Aggregate Principal Balance (in % of total)	Number of Contracts	Number of contracts (in % of total)
post code area 0	62,617,569.26	5.82	3,345	5.56
post code area 1	64,724,058.05	6.02	3,484	5.80
post code area 2	97,006,840.29	9.02	5,418	9.01
post code area 3	98,527,721.89	9.16	5,720	9.52
post code area 4	128,542,597.69	11.95	7,277	12.11
post code area 5	122,357,440.82	11.38	6,987	11.62
post code area 6	136,120,871.07	12.66	7,500	12.48
post code area 7	129,822,542.48	12.07	7,512	12.50
post code area 8	143,826,273.79	13.38	7,707	12.82
post code area 9	91,754,044.41	8.53	5,161	8.59
<b>Total</b>	<b>1,075,299,959.75</b>	<b>100.00</b>	<b>60,111</b>	<b>100.00</b>

**Compartment German Auto Loans 5**  
**Monthly Investor Report**



Rolls-Royce  
Motor Cars Limited

Reporting Date	May 09, 2019			
Payment Date	May 20, 2019			
Period No	31			
Monthly Period	Apr 30, 2019			
Interest Period	From	Apr 23, 2019	to	May 20, 2019 = 27 days

**16. Geographical Distribution**

Portfolio as of: Apr 30, 2019

Post code area	Aggregate Outstanding Principal Balance (in EUR)	Aggregate Outstanding Principal Balance (in % of total)	Number of Contracts	Number of Contracts (in % of total)
post code area 0	12,372,584.66	6.14	1,270	5.83
post code area 1	12,928,582.70	6.42	1,313	6.03
post code area 2	17,822,843.94	8.85	1,892	8.69
post code area 3	18,992,661.04	9.43	2,065	9.49
post code area 4	22,239,165.16	11.04	2,533	11.63
post code area 5	23,656,455.49	11.74	2,553	11.73
post code area 6	25,702,003.35	12.76	2,797	12.85
post code area 7	25,141,970.81	12.48	2,740	12.59
post code area 8	26,796,347.17	13.30	2,800	12.86
post code area 9	15,679,099.06	7.78	1,784	8.19
post code area Others	159,795.52	0.08	24	0.11
<b>Total</b>	<b>201,491,508.90</b>	<b>100.00</b>	<b>21,771</b>	<b>100.00</b>



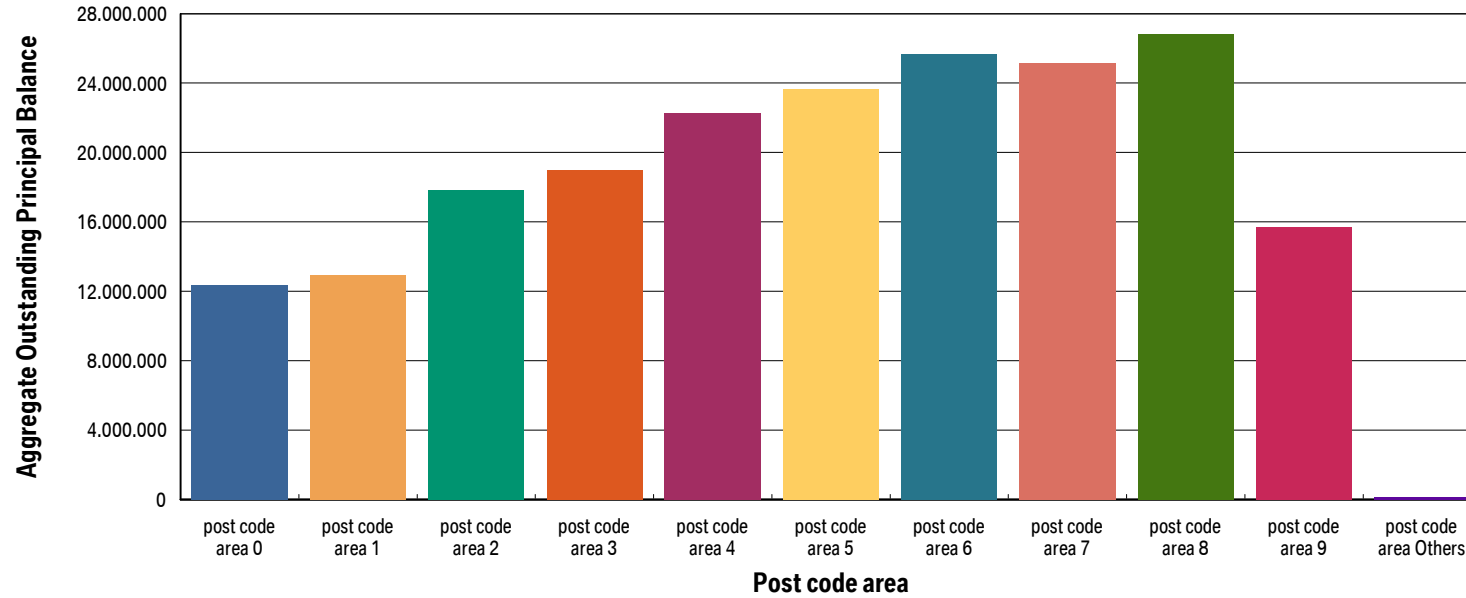
**Compartment German Auto Loans 5**  
**Monthly Investor Report**



Rolls-Royce  
Motor Cars Limited

Reporting Date	May 09, 2019				
Payment Date	May 20, 2019				
Period No	31				
Monthly Period	Apr 30, 2019				
Interest Period	From	Apr 23, 2019	to	May 20, 2019	= 27 days

**16a. Geographical Distribution (graph)**



**Compartment German Auto Loans 5**  
**Monthly Investor Report**



Rolls-Royce  
Motor Cars Limited

Reporting Date	May 09, 2019			
Payment Date	May 20, 2019			
Period No	31			
Monthly Period	Apr 30, 2019			
Interest Period	From	Apr 23, 2019	to	May 20, 2019 = 27 days

**17. Car Type & Customer Group**

Initial Portfolio

Car Type	Aggregate Principal Balance (in EUR)	Aggregate Principal Balance (in % of total)	Number of Contracts	Number of Contracts (in % of total)
New	501,246,255.90	46.61	21,802	36.27
Used	574,053,703.85	53.39	38,309	63.73
<b>Total</b>	<b>1,075,299,959.75</b>	<b>100.00</b>	<b>60,111</b>	<b>100.00</b>

Customer Group	Aggregate Principal Balance (in EUR)	Aggregate Principal Balance (in % of total)	Number of Contracts	Number of Contracts (in % of total)
Commercial	292,082,204.46	27.16	12,141	20.20
Private Individual	783,217,755.29	72.84	47,970	79.80
<b>Total</b>	<b>1,075,299,959.75</b>	<b>100.00</b>	<b>60,111</b>	<b>100.00</b>

**Compartment German Auto Loans 5**  
**Monthly Investor Report**



Rolls-Royce  
Motor Cars Limited

Reporting Date	May 09, 2019			
Payment Date	May 20, 2019			
Period No	31			
Monthly Period	Apr 30, 2019			
Interest Period	From	Apr 23, 2019	to	May 20, 2019 = 27 days

**17. Car Type & Customer Group**

Portfolio as of: Apr 30, 2019

Car Type	Aggregate Outstanding Principal Balance (in EUR)	Aggregate Outstanding Principal Balance (in % of total)	Number of Contracts	Number of Contracts (in % of total)
New	76,298,246.26	37.87	7,479	34.35
Used	125,193,262.64	62.13	14,292	65.65
<b>Total</b>	<b>201,491,508.90</b>	<b>100.00</b>	<b>21,771</b>	<b>100.00</b>

Customer Group	Aggregate Outstanding Principal Balance (in EUR)	Aggregate Outstanding Principal Balance (in % of total)	Number of Contracts	Number of Contracts (in % of total)
Commercial	47,999,865.55	23.82	3,969	18.23
Private Individual	153,491,643.35	76.18	17,802	81.77
<b>Total</b>	<b>201,491,508.90</b>	<b>100.00</b>	<b>21,771</b>	<b>100.00</b>

**Compartment German Auto Loans 5**  
**Monthly Investor Report**



Rolls-Royce  
Motor Cars Limited

Reporting Date	May 09, 2019			
Payment Date	May 20, 2019			
Period No	31			
Monthly Period	Apr 30, 2019			
Interest Period	From	Apr 23, 2019	to	May 20, 2019 = 27 days

**18. Delinquencies**

Initial Portfolio

Days past due	Aggregate Principal Balance (in EUR)	Aggregate Principal Balance (in % of total)	Number of Contracts	Number of Contracts (in % of total)
1 - 30	0.00	0.00	0	0.00
31 - 60	0.00	0.00	0	0.00
61 - 90	0.00	0.00	0	0.00
91 - 120	0.00	0.00	0	0.00
> 120	0.00	0.00	0	0.00
<b>Total</b>	<b>0.00</b>	<b>0.00</b>	<b>0</b>	<b>0.00</b>

Portfolio as of: Apr 30, 2019

Days past due	Aggregate Outstanding Principal Balance (in EUR)	Aggregate Outstanding Principal Balance (in % of total)	Number of Contracts	Number of Contracts (in % of total)
1 - 30	5,641,309.82	2.80	372	1.71
31 - 60	1,134,918.18	0.56	75	0.34
61 - 90	538,658.29	0.27	40	0.18
91 - 120	400,186.49	0.20	20	0.09
> 120	379,607.01	0.19	25	0.11
<b>Total</b>	<b>8,094,679.79</b>	<b>4.02</b>	<b>532</b>	<b>2.44</b>

**Compartment German Auto Loans 5**  
**Monthly Investor Report**



Rolls-Royce  
Motor Cars Limited

Reporting Date	May 09, 2019				
Payment Date	May 20, 2019				
Period No	31				
Monthly Period	Apr 30, 2019				
Interest Period	From	Apr 23, 2019	to	May 20, 2019	= 27 days

**18a. Delinquencies Analysis**

Monthly Period	Performing (in EUR)	31-60 days past due (in EUR)	61-90 days past due (in EUR)	91-120 days past due (in EUR)	>120 days past due (in EUR)
Oct - 16	1,050,465,864.65	0.00	0.00	0.00	0.00
Nov - 16	1,023,168,246.00	73,694.72	0.00	0.00	0.00
Dec - 16	991,189,256.94	773,609.52	25,355.68	0.00	0.00
Jan - 17	960,589,390.63	716,892.79	322,067.14	25,355.68	0.00
Feb - 17	931,192,969.16	667,682.73	82,782.59	137,186.88	25,355.68
Mar - 17	896,855,587.60	940,464.94	131,588.11	7,876.18	162,542.56
Apr - 17	865,832,054.58	1,118,085.96	444,027.66	75,267.03	145,063.06
May - 17	832,607,506.57	1,061,121.62	423,641.71	307,962.49	119,869.46
June - 17	800,546,797.86	1,036,925.52	602,947.47	289,431.30	210,879.46
July - 17	769,306,387.22	1,259,034.62	545,847.32	367,084.79	309,145.59
Aug - 17	739,845,101.64	1,023,053.29	507,725.30	269,339.21	561,371.65
Sept - 17	712,293,859.88	1,146,323.49	501,842.44	277,873.93	526,390.90
Oct - 17	684,853,799.32	875,518.50	542,497.21	395,360.84	467,685.91
Nov - 17	657,686,184.62	1,155,926.74	419,283.64	248,012.34	523,206.35
Dec - 17	631,240,622.75	1,356,281.63	345,889.66	282,993.91	440,506.51
Jan - 18	604,923,287.18	960,207.97	475,008.65	199,500.54	404,017.84
Feb - 18	578,831,482.33	992,621.09	512,566.25	189,176.77	255,408.35
Mar - 18	550,863,808.86	925,722.88	445,929.54	229,389.94	258,707.73
Apr - 18	522,595,400.35	1,000,695.48	418,552.34	205,905.13	233,707.72
May - 18	496,437,597.26	1,011,294.80	407,669.86	225,203.03	311,238.22
June - 18	468,608,888.67	952,948.61	432,485.51	268,954.09	222,630.27
July - 18	441,572,492.24	919,493.63	371,184.37	273,459.79	307,819.75
Aug - 18	417,906,385.80	878,398.70	344,764.72	252,139.98	329,930.10
Sept - 18	395,648,931.17	889,629.56	326,900.62	212,307.43	406,952.41
Oct - 18	372,258,829.52	937,151.72	261,851.62	209,422.17	265,491.51
Nov - 18	349,784,481.90	1,044,454.29	325,791.11	226,880.86	278,283.33

**Compartment German Auto Loans 5**  
**Monthly Investor Report**



Rolls-Royce  
Motor Cars Limited

Reporting Date	May 09, 2019				
Payment Date	May 20, 2019				
Period No	31				
Monthly Period	Apr 30, 2019				
Interest Period	From	Apr 23, 2019	to	May 20, 2019	= 27 days

**18a. Delinquencies Analysis**

Monthly Period	Performing (in EUR)	31-60 days past due (in EUR)	61-90 days past due (in EUR)	91-120 days past due (in EUR)	>120 days past due (in EUR)
Dec - 18	327,960,590.34	1,180,982.31	348,315.08	233,424.13	220,972.71
Jan - 19	305,388,162.75	1,119,481.60	369,735.60	226,585.28	236,503.47
Feb - 19	273,603,825.60	1,068,740.61	365,200.19	255,606.96	295,353.72
Mar - 19	235,295,606.96	1,284,070.00	505,008.85	247,952.45	304,104.50
Apr - 19	199,038,138.93	1,134,918.18	538,658.29	400,186.49	379,607.01

**Compartment German Auto Loans 5**  
**Monthly Investor Report**



Rolls-Royce  
Motor Cars Limited

Reporting Date	May 09, 2019			
Payment Date	May 20, 2019			
Period No	31			
Monthly Period	Apr 30, 2019			
Interest Period	From	Apr 23, 2019	to	May 20, 2019 = 27 days

**19. Seasoning**

Initial Portfolio

Group (in months)	Aggregate Principal Balance (in EUR)	Aggregate Principal Balance (in % of total)	Number of Contracts	Number of Contracts (in % of total)
<= 6	513,461,995.51	47.75	25,739	42.82
> 6 - <= 12	226,923,217.37	21.10	12,091	20.11
> 12 - <= 24	222,568,634.78	20.70	13,792	22.94
> 24 - <= 36	93,678,838.18	8.71	6,697	11.14
> 36 - <= 42	10,978,926.39	1.02	1,006	1.67
> 42 - <= 48	4,808,691.72	0.45	486	0.81
> 48 - <= 53	2,879,655.80	0.27	300	0.50
> 53	0.00	0.00	0	0.00
<b>Total</b>	<b>1,075,299,959.75</b>	<b>100.00</b>	<b>60,111</b>	<b>100.00</b>

WA Seasoning (in months):	10.84
Min (in months):	3.00
Max (in months):	53.00

**Compartment German Auto Loans 5**  
**Monthly Investor Report**



Rolls-Royce  
Motor Cars Limited

Reporting Date	May 09, 2019			
Payment Date	May 20, 2019			
Period No	31			
Monthly Period	Apr 30, 2019			
Interest Period	From	Apr 23, 2019	to	May 20, 2019 = 27 days

**19. Seasoning**

Portfolio as of: Apr 30, 2019

Group (in months)	Aggregate Outstanding Principal Balance (in EUR)	Aggregate Outstanding Principal Balance (in % of total)	Number of Contracts	Number of Contracts (in % of total)
<= 6	0.00	0.00	0	0.00
> 6 - <= 12	0.00	0.00	0	0.00
> 12 - <= 24	0.00	0.00	0	0.00
> 24 - <= 36	129,513,135.39	64.28	11,982	55.04
> 36 - <= 42	49,238,783.29	24.44	6,942	31.89
> 42 - <= 48	13,548,811.41	6.72	1,496	6.87
> 48 - <= 53	3,957,775.17	1.96	543	2.49
> 53	5,233,003.64	2.60	808	3.71
<b>Total</b>	<b>201,491,508.90</b>	<b>100.00</b>	<b>21,771</b>	<b>100.00</b>

WA Seasoning (in months):	37.21
Min (in months):	34.00
Max (in months):	84.00

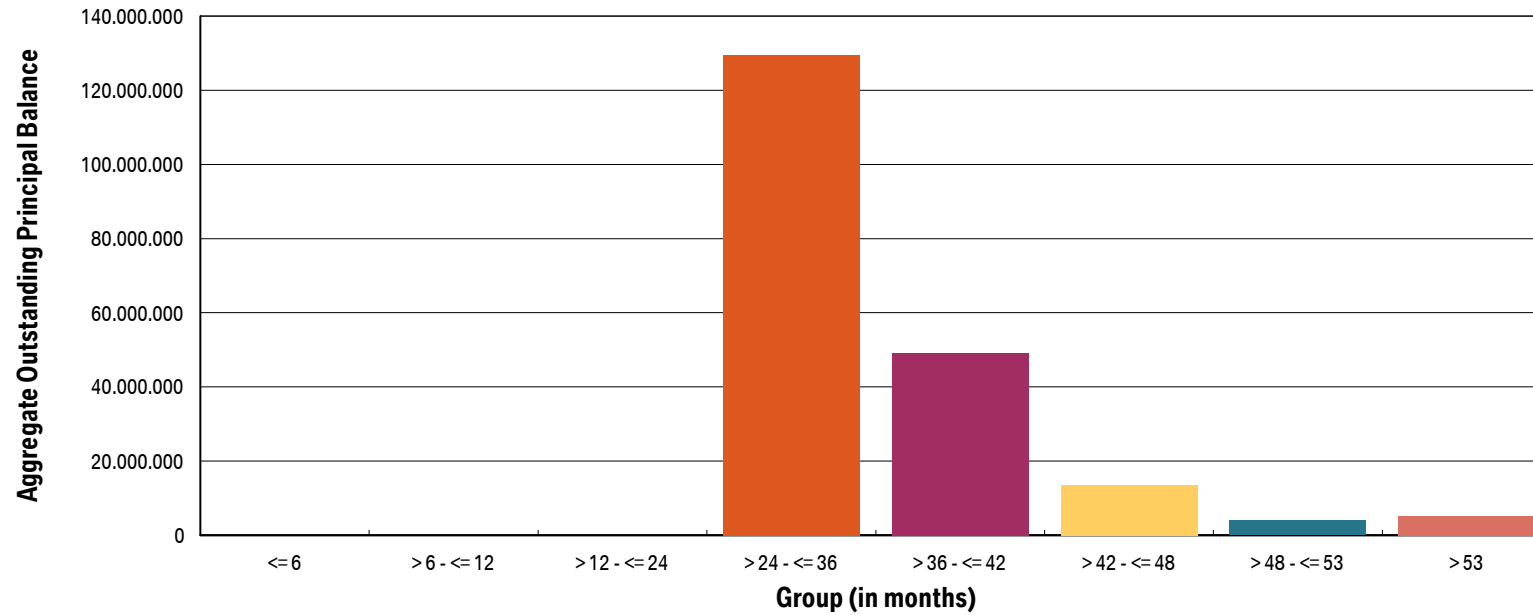


**Compartment German Auto Loans 5**  
**Monthly Investor Report**



Reporting Date	May 09, 2019				
Payment Date	May 20, 2019				
Period No	31				
Monthly Period	Apr 30, 2019				
Interest Period	From	Apr 23, 2019	to	May 20, 2019	= 27 days

**19a. Seasoning (graph)**



**Compartment German Auto Loans 5**  
**Monthly Investor Report**



Rolls-Royce  
Motor Cars Limited

Reporting Date	May 09, 2019			
Payment Date	May 20, 2019			
Period No	31			
Monthly Period	Apr 30, 2019			
Interest Period	From	Apr 23, 2019	to	May 20, 2019 = 27 days

**20. Remaining Term**

Initial Portfolio

Group (in months)	Aggregate Principal Balance (in EUR)	Aggregate Principal Balance (in % of total)	Number of Contracts	Number of Contracts (in % of total)
<= 6	20,798,111.35	1.93	2,129	3.54
> 6 - <= 12	62,043,913.58	5.77	5,270	8.77
> 12 - <= 24	216,926,052.89	20.17	14,643	24.36
> 24 - <= 36	461,531,199.46	42.92	23,125	38.47
> 36 - <= 42	68,695,580.55	6.39	3,896	6.48
> 42 - <= 48	86,831,785.01	8.08	4,327	7.20
> 48 - <= 53	45,890,323.30	4.27	2,001	3.33
> 53	112,582,993.61	10.47	4,720	7.85
<b>Total</b>	<b>1,075,299,959.75</b>	<b>100.00</b>	<b>60,111</b>	<b>100.00</b>

WA Remaining Term (in months):	31.83
Min (in months):	3.00
Max (in months):	60.00

**Compartment German Auto Loans 5**  
**Monthly Investor Report**



Rolls-Royce  
Motor Cars Limited

Reporting Date	May 09, 2019			
Payment Date	May 20, 2019			
Period No	31			
Monthly Period	Apr 30, 2019			
Interest Period	From	Apr 23, 2019	to	May 20, 2019 = 27 days

**20. Remaining Term**

Portfolio as of: Apr 30, 2019

Group (in months)	Aggregate Outstanding Principal Balance (in EUR)	Aggregate Outstanding Principal Balance (in % of total)	Number of Contracts	Number of Contracts (in % of total)
<= 6	78,434,445.08	38.93	12,782	58.71
> 6 - <= 12	30,588,007.10	15.18	2,830	13.00
> 12 - <= 24	65,846,754.78	32.68	4,555	20.92
> 24 - <= 36	26,622,301.94	13.21	1,604	7.37
> 36 - <= 42	0.00	0.00	0	0.00
> 42 - <= 48	0.00	0.00	0	0.00
> 48 - <= 53	0.00	0.00	0	0.00
> 53	0.00	0.00	0	0.00
<b>Total</b>	<b>201,491,508.90</b>	<b>100.00</b>	<b>21,771</b>	<b>100.00</b>

WA Remaining Term (in months):	11.92
Min (in months):	0.00
Max (in months):	29.00

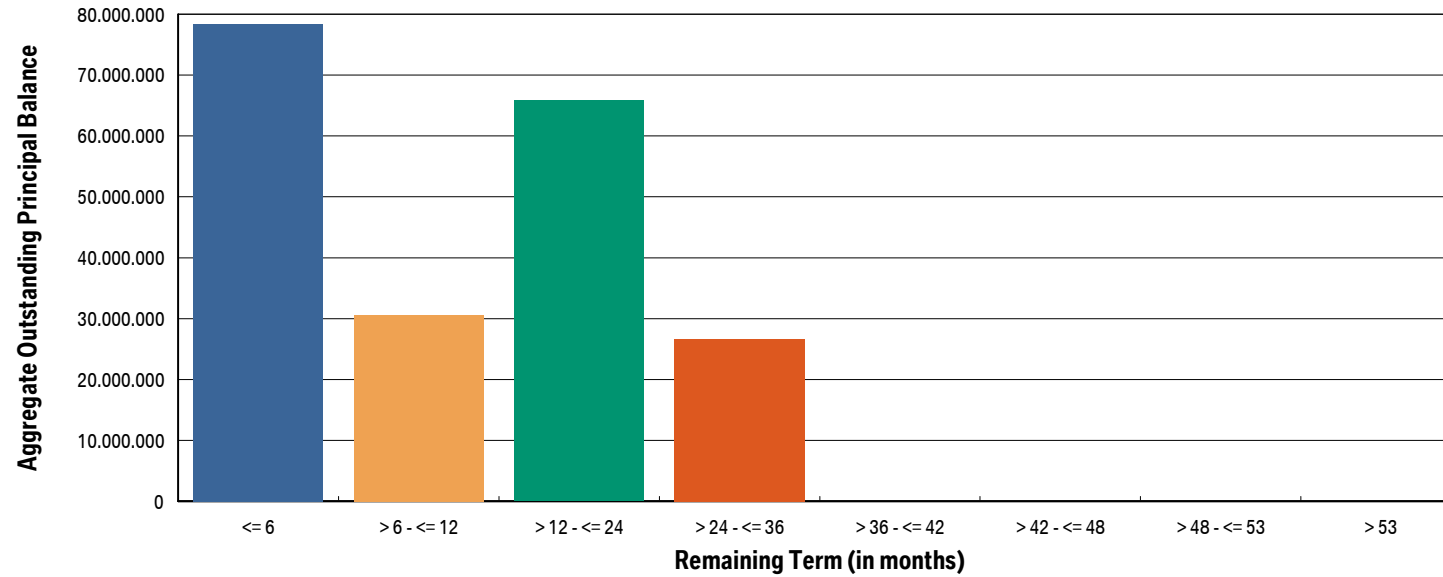
**Compartment German Auto Loans 5**  
**Monthly Investor Report**



Rolls-Royce  
 Motor Cars Limited

Reporting Date	May 09, 2019				
Payment Date	May 20, 2019				
Period No	31				
Monthly Period	Apr 30, 2019				
Interest Period	From	Apr 23, 2019	to	May 20, 2019	= 27 days

**20a. Remaining Term (graph)**



**Compartment German Auto Loans 5**  
**Monthly Investor Report**



Rolls-Royce  
Motor Cars Limited

Reporting Date	May 09, 2019			
Payment Date	May 20, 2019			
Period No	31			
Monthly Period	Apr 30, 2019			
Interest Period	From	Apr 23, 2019	to	May 20, 2019 = 27 days

**21. Original Term**

Initial Portfolio

Group (in months)	Aggregate Principal Balance (in EUR)	Aggregate Principal Balance (in % of total)	Number of Contracts	Number of Contracts (in % of total)
<= 6	0.00	0.00	0	0.00
> 6 - <= 12	755,642.02	0.07	247	0.41
> 12 - <= 24	40,304,275.47	3.75	4,425	7.36
> 24 - <= 36	623,602,005.18	57.99	33,569	55.85
> 36 - <= 42	6,532,424.98	0.61	499	0.83
> 42 - <= 48	163,854,877.82	15.24	9,826	16.35
> 48 - <= 53	877,754.24	0.08	56	0.09
> 53	239,372,980.04	22.26	11,489	19.11
<b>Total</b>	<b>1,075,299,959.75</b>	<b>100.00</b>	<b>60,111</b>	<b>100.00</b>

WA Original Term (in months):	42.67
Min (in months):	12.00
Max (in months):	96.00

**Compartment German Auto Loans 5**  
**Monthly Investor Report**



Rolls-Royce  
Motor Cars Limited

Reporting Date	May 09, 2019			
Payment Date	May 20, 2019			
Period No	31			
Monthly Period	Apr 30, 2019			
Interest Period	From	Apr 23, 2019	to	May 20, 2019 = 27 days

**21. Original Term**

Portfolio as of: Apr 30, 2019

Group (in months)	Aggregate Outstanding Principal Balance (in EUR)	Aggregate Outstanding Principal Balance (in % of total)	Number of Contracts	Number of Contracts (in % of total)
<= 6	0.00	0.00	0	0.00
> 6 - <= 12	0.00	0.00	0	0.00
> 12 - <= 24	35,493.99	0.02	25	0.11
> 24 - <= 36	66,356,169.17	32.93	10,278	47.21
> 36 - <= 42	1,250,454.15	0.62	190	0.87
> 42 - <= 48	47,732,502.39	23.69	4,790	22.00
> 48 - <= 53	228,647.20	0.11	27	0.12
> 53	85,888,242.00	42.63	6,461	29.68
<b>Total</b>	<b>201,491,508.90</b>	<b>100.00</b>	<b>21,771</b>	<b>100.00</b>

WA Original Term (in months):	49.10
Min (in months):	24.00
Max (in months):	96.00

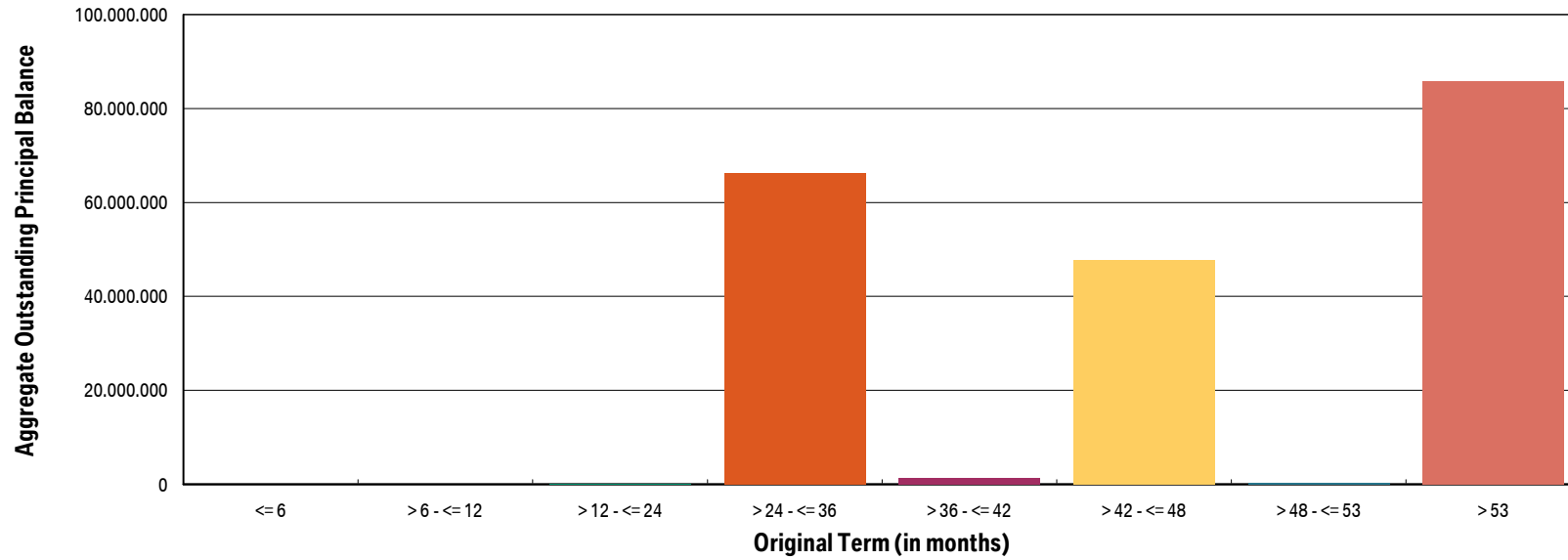
**Compartment German Auto Loans 5**  
**Monthly Investor Report**



Rolls-Royce  
 Motor Cars Limited

Reporting Date	May 09, 2019				
Payment Date	May 20, 2019				
Period No	31				
Monthly Period	Apr 30, 2019				
Interest Period	From	Apr 23, 2019	to	May 20, 2019	= 27 days

**21a. Original Term (graph)**



**Compartment German Auto Loans 5**  
**Monthly Investor Report**



Rolls-Royce  
Motor Cars Limited

Reporting Date	May 09, 2019			
Payment Date	May 20, 2019			
Period No	31			
Monthly Period	Apr 30, 2019			
Interest Period	From	Apr 23, 2019	to	May 20, 2019 = 27 days

**22. Vehicle Class**

Initial Portfolio

Group	Aggregate Principal Balance (in EUR)	Aggregate Principal Balance (in % of total)	Number of Contracts	Number of Contracts (in % of total)
BMW 1 Series	146,672,405.77	13.64	11,296	18.79
BMW 2 Series	82,922,645.22	7.71	3,480	5.79
BMW 3 Series	164,357,045.23	15.28	10,198	16.97
BMW 4 Series	37,243,190.54	3.46	1,136	1.89
BMW 5 Series	136,534,367.43	12.70	6,542	10.88
BMW 6 Series	12,000,051.05	1.12	318	0.53
BMW 7 Series	20,499,531.87	1.91	703	1.17
BMW X1 Series	74,567,841.28	6.93	4,127	6.87
BMW X3 Series	68,158,284.25	6.34	3,068	5.10
BMW X4 Series	12,984,192.20	1.21	321	0.53
BMW X5 Series	55,219,912.04	5.14	1,733	2.88
BMW X6 Series	23,366,226.03	2.17	602	1.00
BMW Z Series	12,893,256.57	1.20	703	1.17
MINI	122,921,806.64	11.43	8,390	13.96
Non BMW Group Models (incl. Motorcycles)	32,726,810.87	3.04	2,657	4.42
Other BMW Group (incl. Motorcycles)	72,232,392.76	6.72	4,837	8.05
<b>Total</b>	<b>1,075,299,959.75</b>	<b>100.00</b>	<b>60,111</b>	<b>100.00</b>



**Compartment German Auto Loans 5**  
**Monthly Investor Report**



Rolls-Royce  
Motor Cars Limited

Reporting Date	May 09, 2019			
Payment Date	May 20, 2019			
Period No	31			
Monthly Period	Apr 30, 2019			
Interest Period	From	Apr 23, 2019	to	May 20, 2019 = 27 days

**22. Vehicle Class**

Portfolio as of: Apr 30, 2019

Group	Aggregate Outstanding Principal Balance (in EUR)	Aggregate Outstanding Principal Balance (in % of total)	Number of Contracts	Number of Contracts (in % of total)
BMW 1 Series	30,127,919.60	14.95	4,214	19.36
BMW 2 Series	21,567,446.35	10.70	1,836	8.43
BMW 3 Series	30,686,355.58	15.23	3,527	16.20
BMW 4 Series	6,934,527.58	3.44	470	2.16
BMW 5 Series	27,935,325.89	13.86	2,427	11.15
BMW 6 Series	3,130,803.21	1.55	146	0.67
BMW 7 Series	3,438,036.63	1.71	224	1.03
BMW X1 Series	12,597,211.45	6.25	1,525	7.00
BMW X3 Series	13,530,480.31	6.72	1,133	5.20
BMW X4 Series	2,036,873.69	1.01	115	0.53
BMW X5 Series	10,236,581.00	5.08	596	2.74
BMW X6 Series	4,571,042.40	2.27	224	1.03
BMW Z Series	2,222,515.60	1.10	232	1.07
BMW i Series	261,580.09	0.13	13	0.06
MINI	22,620,134.30	11.23	3,357	15.42
Non BMW Group Models (incl. Motorcycles)	6,961,921.80	3.46	899	4.13
Other BMW Group (incl. Motorcycles)	2,632,753.42	1.31	833	3.83
<b>Total</b>	<b>201,491,508.90</b>	<b>100.00</b>	<b>21,771</b>	<b>100.00</b>

**Compartment German Auto Loans 5**  
**Monthly Investor Report**



Rolls-Royce  
Motor Cars Limited

Reporting Date	May 09, 2019			
Payment Date	May 20, 2019			
Period No	31			
Monthly Period	Apr 30, 2019			
Interest Period	From	Apr 23, 2019	to	May 20, 2019 = 27 days

**23. Payment Type**

Initial Portfolio:

Group	Aggregate Principal Balance (in EUR)	Aggregate Principal Balance (in % of total)	Number of Contracts	Number of Contracts (in % of total)
Direct debit	1,072,751,732.87	99.76	59,957	99.74
Self payment	2,548,226.88	0.24	154	0.26
<b>Total</b>	<b>1,075,299,959.75</b>	<b>100.00</b>	<b>60,111</b>	<b>100.00</b>

Portfolio as of: Apr 30, 2019

Group	Aggregate Outstanding Principal Balance (in EUR)	Aggregate Outstanding Principal Balance (in % of total)	Number of Contracts	Number of Contracts (in % of total)
Direct debit	187,330,155.37	92.97	18,891	86.77
Self payment	14,161,353.53	7.03	2,880	13.23
<b>Total</b>	<b>201,491,508.90</b>	<b>100.00</b>	<b>21,771</b>	<b>100.00</b>

**Compartment German Auto Loans 5**  
**Monthly Investor Report**



Rolls-Royce  
 Motor Cars Limited

Reporting Date	May 09, 2019			
Payment Date	May 20, 2019			
Period No	31			
Monthly Period	Apr 30, 2019			
Interest Period	From	Apr 23, 2019	to	May 20, 2019 = 27 days

**24. Interest Rates**

		Weighted Average Nominal Interest Rate (in %)	
Aggregate Principal Balance (Initial)	1,075,299,959.75		3.53
Aggregate Outstanding Principal Balance	201,491,508.90		3.40

**Compartment German Auto Loans 5**  
**Monthly Investor Report**



Rolls-Royce  
Motor Cars Limited

Reporting Date	May 09, 2019			
Payment Date	May 20, 2019			
Period No	31			
Monthly Period	Apr 30, 2019			
Interest Period	From	Apr 23, 2019	to	May 20, 2019 = 27 days

**25. Credit Type**

Initial Portfolio

Credit Type	Aggregate Principal Balance (in EUR)	Aggregate Principal Balance (in % of total)	Number of Contracts	Number of Contracts (in % of total)
Balloon	1,060,074,871.58	98.58	57,636	95.88
Equal Instalment Loan	15,225,088.17	1.42	2,475	4.12
<b>Total</b>	<b>1,075,299,959.75</b>	<b>100.00</b>	<b>60,111</b>	<b>100.00</b>

Portfolio as of: Apr 30, 2019

Credit Type	Aggregate Outstanding Principal Balance (in EUR)	Aggregate Outstanding Principal Balance (in % of total)	Number of Contracts	Number of Contracts (in % of total)
Balloon	200,158,080.16	99.34	21,243	97.57
Equal Instalment Loan	1,333,428.74	0.66	528	2.43
<b>Total</b>	<b>201,491,508.90</b>	<b>100.00</b>	<b>21,771</b>	<b>100.00</b>

**Compartment German Auto Loans 5**  
**Monthly Investor Report**



Rolls-Royce  
Motor Cars Limited

Reporting Date	May 09, 2019			
Payment Date	May 20, 2019			
Period No	31			
Monthly Period	Apr 30, 2019			
Interest Period	From	Apr 23, 2019	to	May 20, 2019 = 27 days

**26. Contracts Per Customer**

Initial Portfolio :

Group	Aggregate Principal Balance (in EUR)	Aggregate Principal Balance (in % of total)	Number of Contracts	Number of Contracts (in % of total)
1	1,017,602,889.73	94.63	57,446	95.57
2 - 4	51,656,379.60	4.80	2,379	3.96
5 - 7	2,535,838.20	0.24	133	0.22
8 - 10	1,010,395.69	0.09	34	0.06
> 10	2,494,456.53	0.23	119	0.20
<b>Total</b>	<b>1,075,299,959.75</b>	<b>100.00</b>	<b>60,111</b>	<b>100.00</b>

Portfolio as of: Apr 30, 2019

Group	Aggregate Outstanding Principal Balance (in EUR)	Aggregate Outstanding Principal Balance (in % of total)	Number of Contracts	Number of Contracts (in % of total)
1	197,504,526.87	98.02	21,462	98.58
2 - 4	3,985,837.23	1.98	304	1.40
5 - 7	1,144.80	0.00	5	0.02
8 - 10	0.00	0.00	0	0.00
> 10	0.00	0.00	0	0.00
<b>Total</b>	<b>201,491,508.90</b>	<b>100.00</b>	<b>21,771</b>	<b>100.00</b>

**Compartment German Auto Loans 5**  
**Monthly Investor Report**



Rolls-Royce  
Motor Cars Limited

Reporting Date	May 09, 2019			
Payment Date	May 20, 2019			
Period No	31			
Monthly Period	Apr 30, 2019			
Interest Period	From	Apr 23, 2019	to	May 20, 2019 = 27 days

**27. Amortisation**

Initial Portfolio

Period	Principal Balance (in EUR)
	1,075,299,959.75
1	1,060,386,536.06
2	1,045,426,599.52
3	1,026,524,829.90
4	1,007,855,953.55
5	988,686,108.16
6	967,785,992.11
7	946,194,178.56
8	923,515,218.64
9	901,472,839.78
10	878,059,167.42
11	856,341,784.93
12	834,355,646.06
13	811,456,793.04
14	790,219,649.31
15	768,583,336.56
16	747,367,096.70
17	724,682,607.23
18	700,065,405.54
19	673,439,291.74
20	648,989,076.41
21	623,439,136.21
22	596,069,967.45
23	571,980,335.04
24	548,230,253.84
25	524,914,708.88
26	503,309,658.01
27	479,758,473.01
28	459,530,956.11
29	417,248,019.52

Current Portfolio

Period	Principal Balance in EUR	Reduction in EUR
	201,491,508.90	
1	164,715,783.62	36,775,725.28
2	126,468,065.29	38,247,718.33
3	122,118,323.87	4,349,741.42
4	117,943,208.86	4,175,115.01
5	113,861,568.90	4,081,639.96
6	109,672,875.35	4,188,693.55
7	105,538,506.00	4,134,369.35
8	101,542,634.57	3,995,871.43
9	97,832,062.78	3,710,571.79
10	90,728,003.69	7,104,059.09
11	82,569,160.19	8,158,843.50
12	73,704,858.52	8,864,301.67
13	65,520,431.80	8,184,426.72
14	56,741,847.11	8,778,584.69
15	53,984,698.67	2,757,148.44
16	51,521,273.53	2,463,425.14
17	49,199,445.06	2,321,828.47
18	46,522,173.41	2,677,271.65
19	43,821,242.28	2,700,931.13
20	41,450,237.19	2,371,005.09
21	38,999,623.44	2,450,613.75
22	32,876,953.07	6,122,670.37
23	24,797,448.98	8,079,504.09
24	16,587,697.52	8,209,751.46
25	8,581,669.81	8,006,027.71
26	9,412.03	8,572,257.78
27	3,377.28	6,034.75
28	966.00	2,411.28
29	0.00	966.00

**Compartment German Auto Loans 5**  
**Monthly Investor Report**



Rolls-Royce  
Motor Cars Limited

Reporting Date	May 09, 2019		
Payment Date	May 20, 2019		
Period No	31		
Monthly Period	Apr 30, 2019		
Interest Period	From	Apr 23, 2019	to May 20, 2019 = 27 days

**27. Amortisation**

Initial Portfolio

Period	Principal Balance (in EUR)
30	368,110,583.56
31	315,883,732.10
32	266,971,426.53
33	207,605,891.99
34	199,995,423.62
35	192,652,298.34
36	185,570,957.79
37	178,252,601.50
38	171,226,550.03
39	164,203,833.86
40	157,860,640.63
41	145,432,969.52
42	132,451,308.60
43	118,294,874.77
44	104,799,700.84
45	91,436,580.53
46	86,948,391.53
47	82,655,660.97
48	78,735,516.85
49	74,089,415.13
50	69,538,105.32
51	65,370,908.76
52	61,561,880.36
53	50,953,560.47
54	38,628,975.62
55	25,461,519.43
56	13,413,160.21
57	13,091.22
58	4,532.28
59	1,245.01

Current Portfolio

Period	Principal Balance in EUR	Reduction in EUR
30	0.00	0.00
31	0.00	0.00
32	0.00	0.00
33	0.00	0.00
34	0.00	0.00
35	0.00	0.00
36	0.00	0.00
37	0.00	0.00
38	0.00	0.00
39	0.00	0.00
40	0.00	0.00
41	0.00	0.00
42	0.00	0.00
43	0.00	0.00
44	0.00	0.00
45	0.00	0.00
46	0.00	0.00
47	0.00	0.00
48	0.00	0.00
49	0.00	0.00
50	0.00	0.00
51	0.00	0.00
52	0.00	0.00
53	0.00	0.00
54	0.00	0.00
55	0.00	0.00
56	0.00	0.00
57	0.00	0.00
58	0.00	0.00
59	0.00	0.00

**Compartment German Auto Loans 5**  
**Monthly Investor Report**



Rolls-Royce  
 Motor Cars Limited

Reporting Date	May 09, 2019				
Payment Date	May 20, 2019				
Period No	31				
Monthly Period	Apr 30, 2019				
Interest Period	From	Apr 23, 2019	to	May 20, 2019	= 27 days

**27. Amortisation**

Initial Portfolio

Period	Principal Balance (in EUR)
60	0.00

Current Portfolio

Period	Principal Balance in EUR	Reduction in EUR
60	0.00	0.00



**Compartment German Auto Loans 5**  
**Monthly Investor Report**



Rolls-Royce  
Motor Cars Limited

Reporting Date	May 09, 2019				
Payment Date	May 20, 2019				
Period No	31				
Monthly Period	Apr 30, 2019				
Interest Period	From	Apr 23, 2019	to	May 20, 2019	= 27 days

**28. Priority of Payments**

**Priority of Payments\***

Available Distribution Amount	+	42,090,590.97
Taxes	-	0.00
Trustee Payment	-	0.00
Senior Expenses	-	547.38
Swap Net Payment	-	0.00
Class A Interest	-	2,700.00
Class B Interest	-	56,475.00
Cash Reserve	-	5,380,000.00
Principal Class A	-	36,650,868.59
Principal Class B	-	0.00
Swap Termination Event	-	0.00
Subordinated Loan Interest	-	0.00
Subordinated Loan Principal	-	0.00
Seller	-	0.00

\*all Amounts in EUR

**Compartment German Auto Loans 5**  
**Monthly Investor Report**



Rolls-Royce  
Motor Cars Limited

Reporting Date	May 09, 2019			
Payment Date	May 20, 2019			
Period No	31			
Monthly Period	Apr 30, 2019			
Interest Period	From	Apr 23, 2019	to	May 20, 2019 = 27 days

**29. Transaction Costs**

	<b>Class A</b>	<b>Class B</b>	<b>Subordinated Loan</b>	<b>Total</b>
Senior Expenses				<b>547.38</b>
Interest accrued for the Period (in EUR)	<b>2,700.00</b>	<b>56,475.00</b>	<b>3,558.87</b>	<b>62,733.87</b>
Interest payments for the Period (in EUR)	<b>2,700.00</b>	<b>56,475.00</b>	<b>0.00</b>	<b>59,175.00</b>
Cumulative Interest Payments (in EUR)	<b>407,500.00</b>	<b>1,970,352.51</b>	<b>0.00</b>	<b>2,377,852.51</b>
Unpaid Interest for the Period (in EUR)	<b>0.00</b>	<b>0.00</b>	<b>3,558.87</b>	<b>3,558.87</b>
Cumulative Unpaid Interest (in EUR)	<b>0.00</b>	<b>0.00</b>	<b>123,809.35</b>	<b>123,809.35</b>

**Compartment German Auto Loans 5**  
**Monthly Investor Report**



Rolls-Royce  
Motor Cars Limited

Reporting Date	May 09, 2019			
Payment Date	May 20, 2019			
Period No	31			
Monthly Period	Apr 30, 2019			
Interest Period	From	Apr 23, 2019	to	May 20, 2019 = 27 days

**30. Ratings**

			Fitch	S&P	Moody's	DBRS
<b>Notes - current ratings</b>						
	Class A		AAA	N/A	Aaa	N/A
	Class B		N/A	N/A	N/A	N/A

			Fitch	S&P	Moody's	DBRS	Trigger Breached
<b>Transaction Parties - current ratings</b>							
	BMW AG	long term	N/A	A+	A1	A	no
		short term	N/A	A-1	P-1	N/A	no
<b>Issuer Account Bank:</b>	Elavon Financial Services Limited, UK Branch	long term	AA-	AA-	Aa2	N/A	no
		short term	F1+	A-1+	P-1	N/A	no
<b>Swap Provider:</b>	Lloyds Bank Corporate Markets plc	long term	A+	A	Aa3	A	no
		short term	F1	A-1	P-1	R-1 M	no
<b>Calculation Agent:</b>	Elavon Financial Services Limited, UK Branch	long term	AA-	AA-	Aa2	N/A	no
		short term	F1+	A-1+	P-1	N/A	no
<b>Trustee:</b>	U.S. Bank Trustees Limited	long term	AA-	A+	A1	N/A	no
		short term	F1+	A-1	P-1	N/A	no

			Fitch	S&P	Moody's	DBRS
<b>Transaction Parties - required ratings</b>						
	BMW AG	long term	N/A	N/A	A2	N/A
		short term	N/A	N/A	P-1	N/A
<b>Issuer Account Bank:</b>	Elavon Financial Services Limited, UK Branch	long term	A	N/A	A2	N/A
		short term	F1	N/A	P-1	N/A
<b>Swap Provider:</b>	Lloyds Bank Corporate Markets plc	long term	A	N/A	Baa1	N/A
		short term	F1	N/A	N/A	N/A

**Compartment German Auto Loans 5**  
**Monthly Investor Report**



Rolls-Royce  
 Motor Cars Limited

Reporting Date	May 09, 2019				
Payment Date	May 20, 2019				
Period No	31				
Monthly Period	Apr 30, 2019				
Interest Period	From	Apr 23, 2019	to	May 20, 2019	= 27 days

**31. Swap Counterparty Data**

<b>Swap Counterparty Data</b>	
Swap counterparty provider	Lloyds Bank PLC
Swap termination event	No

<b>Swap Data</b>	
Swap type	Fixed floating interest rate swap
Notional amount (in EUR)	111,293,612.69
Fixed rate (in %)	-0.4119
Floating rate (Euribor in %)	-0.3680
Net swap payments (in EUR) (- from SPV / + to SPV)	7,484.49