



**Bavarian Sky S.A., Compartment German Auto Loans 5**

**Monthly Investor Report - March 2019**

**BMW  
GROUP**



**Rolls-Royce**  
Motor Cars Limited

# Compartment German Auto Loans 5

## Monthly Investor Report



Rolls-Royce  
Motor Cars Limited

Reporting Date	Apr 10, 2019
Payment Date	Apr 23, 2019
Period No	30
Monthly Period	Mar 31, 2019
Interest Period	From Mar 20, 2019 to Apr 23, 2019 = 34 days

### Index

1. Contact Information
2. Reporting Contact Details
3. Counterparty History
4. Overview Dates
5. Portfolio Information
6. Reserves
7. Performance Data
8. Defaulted Amount & Recovery Amount
9. Defaulted Amount & Recovery Amount - Loan Level Data
10. Outstanding Note Balance
11. Original Principal Balance
12. Aggregate Principal Balance
13. Aggregate Outstanding Principal Balance
14. Down Payments
15. Borrower Concentration
16. Geographical Distribution
17. Car Type & Customer Group
18. Delinquencies
19. Seasoning
20. Remaining Term
21. Original Term
22. Vehicle Class
23. Payment Type
24. Interest Rates
25. Credit Type
26. Contracts per Customer
27. Amortisation
28. Priority of Payments
29. Transaction Costs
30. Ratings
31. Swap Counterparty Data

# Compartment German Auto Loans 5

## Monthly Investor Report

**BMW**  
**GROUP**



Rolls-Royce  
Motor Cars Limited

Reporting Date	Apr 10, 2019
Payment Date	Apr 23, 2019
Period No	30
Monthly Period	Mar 31, 2019
Interest Period	From Mar 20, 2019 to Apr 23, 2019 = 34 days

### 1. Contact Information

#### Transaction Parties

**Issuer:** **Bavarian Sky S.A.**  
Acting in respect of its Compartment German Auto Loans 5  
2a, rue Nicolas Bové  
L-1253 Luxembourg  
Luxembourg  
Attn.: Valérie Schleimer  
valerie.schleimer@intertrustgroup.com  
+352 26 4491

**Corporate Administrator:** **Intertrust (Luxembourg) S.à r.l.**  
6, Rue Eugène Ruppert  
L-2453 Luxembourg  
Luxembourg  
Attn.: Valérie Schleimer  
valerie.schleimer@intertrustgroup.com  
+352 26 44 91

**Originator/Service:** **BMW Bank GmbH**  
Heidemannstrasse 164  
80939 Munich  
Germany  
Attn.: Antoun Zakhour  
abs.bmwgroup@bmw.de  
+49-89-382-61467  
Attn.: Michael Dalchow  
abs.bmwgroup@bmw.de  
+49-89-382-53070

# Compartment German Auto Loans 5

## Monthly Investor Report



Rolls-Royce  
Motor Cars Limited

Reporting Date	Apr 10, 2019
Payment Date	Apr 23, 2019
Period No	30
Monthly Period	Mar 31, 2019
Interest Period	From Mar 20, 2019 to Apr 23, 2019 = 34 days

### 1. Contact Information

#### Transaction Parties

##### Calculation Agent/Paying Agent/

##### **Elavon Financial Services Limited, UK Branch**

125 Old Broad Street, 5th Floor  
EC2N 1AR London  
United Kingdom  
Attn.: Structured Finance Relationship Management  
mbs.relationship.management@usbank.com

##### Trustee:

##### **U.S. Bank Trustees Limited**

125 Old Broad Street 5th Floor  
EC2N 1AR London  
United Kingdom  
Attn.: Structured Finance Relationship Management  
mbs.relationship.management@usbank.com; chris.yates1@usbank.com  
+44 207 330 2144

##### Issuer Account Bank:

##### **Elavon Financial Services Limited, UK Branch**

125 Old Broad Street, 5th Floor  
EC2N 1AR London  
United Kingdom  
Attn.: Structured Finance Relationship Management  
mbs.relationship.management@usbank.com

# Compartment German Auto Loans 5

## Monthly Investor Report



Rolls-Royce  
Motor Cars Limited

Reporting Date	Apr 10, 2019
Payment Date	Apr 23, 2019
Period No	30
Monthly Period	Mar 31, 2019
Interest Period	From Mar 20, 2019 to Apr 23, 2019 = 34 days

### 1. Contact Information

#### Transaction Parties

##### Data Trustee:

##### **Intertrust Trustees Limited**

35 Great St. Helen's  
EC3A 6AP London  
United Kingdom  
Attn.: The Directors  
IntertrustTrustees-uk@intertrustgroup.com  
+44 20 73986300

##### Swap Counterparty:

##### **Lloyds Bank Corporate Markets plc**

33 Old Broad Street  
EC2N 1HZ London  
United Kingdom  
WBMDerivativesClientSupport@Lloydsbanking.com

##### Rating Agencies:

##### **Fitch Ratings Ltd**

30 North Colonnade, Canary Wharf  
E14 5GN London  
United Kingdom  
ABSsurveillance@fitchratings.com

##### **Moody's Investors Service Limited**

One Canada Square, Canary Wharf  
E14 5FH London  
United Kingdom  
monitor.abs@moodys.com

# Compartment German Auto Loans 5

## Monthly Investor Report



Rolls-Royce  
Motor Cars Limited

Reporting Date	Apr 10, 2019	
Payment Date	Apr 23, 2019	
Period No	30	
Monthly Period	Mar 31, 2019	
Interest Period	From	Mar 20, 2019 to Apr 23, 2019 = 34 days

## 2. Reporting Contact Details

### Contact for Servicer Report (Portfolio related information in Investor Report)

#### Contact for Investor Reporting:

#### **BMW Bank GmbH**

Heidemannstrasse 164  
80939 Munich  
Germany

Attn.: Antoun Zakhour  
abs.bmwgroup@bmw.de  
+49-89-382-61467

Attn.: Michael Dalchow  
abs.bmwgroup@bmw.de  
+49-89-382-53070

#### Calculation Agent:

#### **Elavon Financial Services Limited, UK Branch**

125 Old Broad Street, 5th Floor  
EC2N 1AR London  
United Kingdom

Attn. Structured Finance Relationship Management  
mbs.relationship.management@usbank.com

# Compartment German Auto Loans 5

## Monthly Investor Report



Reporting Date	Apr 10, 2019
Payment Date	Apr 23, 2019
Period No	30
Monthly Period	Mar 31, 2019
Interest Period	From Mar 20, 2019 to Apr 23, 2019 = 34 days

### 3. Counterparty History

Replacement Party to be added if applicable

**Compartment German Auto Loans 5**  
**Monthly Investor Report**



Rolls-Royce  
Motor Cars Limited

Reporting Date	Apr 10, 2019			
Payment Date	Apr 23, 2019			
Period No	30			
Monthly Period	Mar 31, 2019			
Interest Period	From	Mar 20, 2019	to	Apr 23, 2019 = 34 days

**4. Overview Dates**

<b>Initial Cut-Off Date:</b>	30/09/2016		
<b>Issue Date:</b>	20/10/2016	<b>Legal Maturity Date:</b>	20/10/2023
<b>Reporting Date</b>	10/04/2019		
<b>Investor Reporting Date</b>	17/04/2019		
<b>Interest Determination Date</b>	18/03/2019		
<b>Reporting Frequency:</b>	monthly		
<b>Monthly Period No. (since Issue Date):</b>	30	<b>(since Issue Date)</b>	
<b>Payment Date:</b>	23/04/2019		
<b>Next Payment Date</b>	20/05/2019		
<b>Monthly Period:</b>	01/03/2019	<b>until</b>	31/03/2019



# Compartment German Auto Loans 5

## Monthly Investor Report



Rolls-Royce  
Motor Cars Limited

Reporting Date	Apr 10, 2019		
Payment Date	Apr 23, 2019		
Period No	30		
Monthly Period	Mar 31, 2019		
Interest Period	From	Mar 20, 2019	to Apr 23, 2019 = 34 days

### 5. Portfolio Information

	current period	prior period
<b>Outstanding receivables in EUR</b>	<b>Aggregate outstanding principal balance</b>	<b>Aggregate outstanding principal balance</b>
<b>Beginning of period in EUR</b>	275,588,727.08	307,340,468.70
Scheduled principal payments in EUR	27,797,056.37	22,755,406.50
Prepayment* principal in EUR	9,197,830.74	8,310,662.97
Prepayments* number of contracts	579	579
Repurchases* principal in EUR	833,497.13	583,444.92
Repurchases* number of contracts	42	33
<b>Total principal collections in EUR</b>	37,828,384.24	31,649,514.39
<b>Total interest collections in EUR</b>	743,513.34	834,664.18
<b>Defaulted Amounts in EUR</b>	313,048.33	159,201.41
<b>Recoveries in EUR</b>	189,448.25	56,974.18
<b>Late Recoveries in EUR</b>	51,397.19	23,013.08
<b>End of Period in EUR</b>	237,636,742.76	275,588,727.08
Current prepayment rate (annualised) in %	36.49	29.93

\* Prepayments are defined as all contracts that are early settled by the borrower and repurchases are defined as all contracts that are repurchased due to modification of contract.

**Compartment German Auto Loans 5**  
**Monthly Investor Report**



Rolls-Royce  
Motor Cars Limited

Reporting Date	Apr 10, 2019				
Payment Date	Apr 23, 2019				
Period No	30				
Monthly Period	Mar 31, 2019				
Interest Period	From	Mar 20, 2019	to	Apr 23, 2019	= 34 days

**6. Reserves**

**Aggregate outstanding notes balance**

Initial outstanding notes balance in EUR 1,075,300,000.00

<b>Cash Reserve</b>	<b>in EUR</b>
Outstanding cash reserve beginning of period	5,380,000.00
Interest on cash reserve - previous period	0.00
Required cash reserve	5,380,000.00
Outstanding cash reserve end of period	5,380,000.00

<b>Triggers*</b>								
Reserves	Current ratio	Trigger	Required Rating BMW AG				Trigger Breach	
			Fitch	S&P	Moody's	DBRS		
Commingling Reserve			Long Term	A	N/A	A2	N/A	no
			Short Term	F1	N/A	P-1	N/A	no

\* Breach of one of these triggers in conjunction with any other event as set out in the Servicing Agreement and / or the Receivables Purchase Agreement will oblige BMW Bank GmbH to post additional cash collateral. The Reserves will be adjusted on a monthly basis and shall be deposited in the Issuer Account and exclusively reserved to cover risks.

<b>Commingling Reserve</b>	<b>in EUR</b>
Outstanding Commingling Reserve end of period	0.00

**Set-Off Risk (current ratio): 0,01%**

**Compartment German Auto Loans 5**  
**Monthly Investor Report**



Rolls-Royce  
Motor Cars Limited

Reporting Date	Apr 10, 2019			
Payment Date	Apr 23, 2019			
Period No	30			
Monthly Period	Mar 31, 2019			
Interest Period	From	Mar 20, 2019	to	Apr 23, 2019 = 34 days

**7. Performance Data**

**Aggregate outstanding notes balance**

Beginning of period (in EUR)	225,128,506.75
End of period (in EUR)	186,593,612.69

<b>Ratios</b>		
<b>31- 60 days past due</b>	(in EUR)	(in %)
31- 60 days past due period before previous period	1,119,481.60	0.36
31- 60 days past due previous period	1,068,740.61	0.39
31- 60 days past due current period	1,284,070.00	0.54
<b>61- 90 days past due</b>	(in EUR)	(in %)
61- 90 days past due period before previous period	369,735.60	0.12
61- 90 days past due previous period	365,200.19	0.13
61- 90 days past due current period	505,008.85	0.21
<b>Cumulative net loss ratio</b>	<b>Current ratio</b>	
Cumulative net loss ratio (in %)	0.34	

**Compartment German Auto Loans 5**  
**Monthly Investor Report**



Rolls-Royce  
 Motor Cars Limited

Reporting Date	Apr 10, 2019			
Payment Date	Apr 23, 2019			
Period No	30			
Monthly Period	Mar 31, 2019			
Interest Period	From	Mar 20, 2019	to	Apr 23, 2019 = 34 days

**7. Performance Data**

<b>Performance data</b>	
Number of contracts being 31 - 60 days delinquent	86
Number of contracts being 61 - 90 days delinquent	27
Balance of contracts being 31 - 60 days delinquent (in EUR)	1,284,070.00
Balance of contracts being 61 - 90 days delinquent (in EUR)	505,008.85
Defaulted amounts (in EUR)	313.048
Cumulative defaulted amounts (in EUR)	7.986.935
Recoveries (in EUR)	189,448.25
Cumulative recoveries (in EUR)	4,306,944.83

**Compartment German Auto Loans 5**  
**Monthly Investor Report**



Rolls-Royce  
Motor Cars Limited

Reporting Date	Apr 10, 2019			
Payment Date	Apr 23, 2019			
Period No	30			
Monthly Period	Mar 31, 2019			
Interest Period	From	Mar 20, 2019	to	Apr 23, 2019 = 34 days

**8. Defaulted Amount & Recovery Amount**

**(as at end of Monthly Period)**

Collection Period	No. of Defaulted Agreements in Collection Period	Defaulted Amount in Collection Period (in EUR)	Cumulative Defaulted Amount since Initial Cut-Off Date (in EUR)	Cumulative Amount of Purchased Receivables (in EUR)	Cumulative Default Ratio (in %)	Recovery Amount in Collection Period (in EUR)	Cumulative Recoveries since Initial Cut-Off Date (in EUR)	Cumulative Net Losses (in EUR)	Cumulative Net Loss Ratio (in %)
Sept - 16	0	n/a	n/a	1,075,299,960.00	n/a	n/a	n/a	n/a	n/a
Oct - 16	12	54.97	54.97	1,075,299,960.00	0.00	0.00	0.00	55.00	0.00
Nov - 16	9	47.02	101.99	1,075,299,960.00	0.00	0.00	0.00	102.00	0.00
Dec - 16	18	49,451.84	49,553.83	1,075,299,960.00	0.00	419.76	419.76	49,134.00	0.00
Jan - 17	20	64,574.57	114,128.40	1,075,299,960.00	0.01	46,042.72	46,462.48	67,666.00	0.01
Feb - 17	19	128,515.72	242,644.12	1,075,299,960.00	0.02	85,561.07	132,023.55	110,621.00	0.01
Mar - 17	34	190,843.53	433,487.65	1,075,299,960.00	0.04	121,239.60	253,263.15	180,225.00	0.02
Apr - 17	17	130,432.12	563,919.77	1,075,299,960.00	0.05	84,685.97	337,949.12	225,971.00	0.02
May - 17	25	158,809.81	722,729.58	1,075,299,960.00	0.07	103,854.85	441,803.97	280,926.00	0.03
June - 17	25	337,181.73	1,059,911.31	1,075,299,960.00	0.10	164,290.18	606,094.15	453,817.00	0.04
July - 17	23	283,651.22	1,343,562.53	1,075,299,960.00	0.12	205,426.21	811,520.36	532,042.00	0.05
Aug - 17	32	357,283.94	1,700,846.47	1,075,299,960.00	0.16	214,193.98	1,025,714.34	675,132.00	0.06
Sept - 17	37	362,834.88	2,063,681.35	1,075,299,960.00	0.19	180,755.82	1,206,470.16	857,211.00	0.08
Oct - 17	36	299,389.29	2,363,070.64	1,075,299,960.00	0.22	107,556.17	1,314,026.33	1,049,044.00	0.10
Nov - 17	33	444,395.95	2,807,466.59	1,075,299,960.00	0.26	160,879.94	1,474,906.27	1,332,560.00	0.12
Dec - 17	33	412,367.37	3,219,833.96	1,075,299,960.00	0.30	194,108.59	1,669,014.86	1,550,819.00	0.14
Jan - 18	32	451,295.14	3,671,129.10	1,075,299,960.00	0.34	235,162.92	1,904,177.78	1,766,951.00	0.16
Feb - 18	29	574,350.31	4,245,479.41	1,075,299,960.00	0.39	326,748.35	2,230,926.13	2,014,553.00	0.19
Mar - 18	40	497,542.60	4,743,022.01	1,075,299,960.00	0.44	328,291.40	2,559,217.53	2,183,804.00	0.20
Apr - 18	33	466,515.32	5,209,537.33	1,075,299,960.00	0.48	253,070.90	2,812,288.43	2,397,249.00	0.22
May - 18	22	271,883.37	5,481,420.70	1,075,299,960.00	0.51	158,270.91	2,970,559.34	2,510,861.00	0.23
June - 18	45	289,428.15	5,770,848.85	1,075,299,960.00	0.54	151,427.75	3,121,987.09	2,648,862.00	0.25
July - 18	28	211,579.61	5,982,428.46	1,075,299,960.00	0.56	147,862.32	3,269,849.41	2,712,579.00	0.25
Aug - 18	24	233,493.82	6,215,922.28	1,075,299,960.00	0.58	147,157.67	3,417,007.08	2,798,915.00	0.26
Sept - 18	24	260,376.86	6,476,299.14	1,075,299,960.00	0.60	150,155.26	3,567,162.34	2,909,137.00	0.27
Oct - 18	36	333,840.55	6,810,139.69	1,075,299,960.00	0.63	137,231.46	3,704,393.80	3,105,746.00	0.29
Nov - 18	23	210,954.41	7,021,094.10	1,075,299,960.00	0.65	150,146.35	3,854,540.15	3,166,554.00	0.29

**Compartment German Auto Loans 5**  
**Monthly Investor Report**



Rolls-Royce  
Motor Cars Limited

Reporting Date	Apr 10, 2019			
Payment Date	Apr 23, 2019			
Period No	30			
Monthly Period	Mar 31, 2019			
Interest Period	From	Mar 20, 2019	to	Apr 23, 2019 = 34 days

**8. Defaulted Amount & Recovery Amount**

**(as at end of Monthly Period)**

Collection Period	No. of Defaulted Agreements in Collection Period	Defaulted Amount in Collection Period (in EUR)	Cumulative Defaulted Amount since Initial Cut-Off Date (in EUR)	Cumulative Amount of Purchased Receivables (in EUR)	Cumulative Default Ratio (in %)	Recovery Amount in Collection Period (in EUR)	Cumulative Recoveries since Initial Cut-Off Date (in EUR)	Cumulative Net Losses (in EUR)	Cumulative Net Loss Ratio (in %)
Dec - 18	22	233,126.44	7,254,220.54	1,075,299,960.00	0.67	79,368.02	3,933,908.17	3,320,312.00	0.31
Jan - 19	26	260,464.37	7,514,684.91	1,075,299,960.00	0.70	126,614.23	4,060,522.40	3,454,163.00	0.32
Feb - 19	32	159,201.41	7,673,886.32	1,075,299,960.00	0.71	56,974.18	4,117,496.58	3,556,390.00	0.33
Mar - 19	38	313,048.33	7,986,934.65	1,075,299,960.00	0.74	189,448.25	4,306,944.83	3,679,990.00	0.34

**Compartment German Auto Loans 5**  
**Monthly Investor Report**



Rolls-Royce  
Motor Cars Limited

Reporting Date	Apr 10, 2019			
Payment Date	Apr 23, 2019			
Period No	30			
Monthly Period	Mar 31, 2019			
Interest Period	From	Mar 20, 2019	to	Apr 23, 2019 = 34 days

**9. Defaulted Amount & Recovery Amount - Loan Level Data\***

	Month / Year of Default	Month / Year of Loan Origination	Principal Balance (Initial in EUR)	Principal Balance of Loan at Default (in EUR)	Recovery Total (in EUR)	Principal Balance End of Period (in EUR)	Object Type (new / used)	Vehicle Series	Customer Type (private / commercial)	Out of Deal (Month / Year)
1	Dec - 16	June - 16	50,214.58	49,378.14	2,551.06	46,827.08	Used	3 Series	Private	
2	Jan - 17	Dec - 13	37,533.92	37,141.54	20,598.75	16,542.79	New	5 Series	Commercial	
3	Jan - 17	Feb - 16	9,407.79	9,277.96	7,667.10	1,610.86	Used	Other BMW Group	Private	
4	Feb - 17	Sept - 15	20,895.96	20,424.93	16,243.70	4,181.23	Used	X1 Series	Commercial	
5	Feb - 17	Oct - 15	13,219.89	12,926.80	11,863.12	1,063.68	Used	1 Series	Private	
6	Feb - 17	Sept - 14	39,217.65	38,490.19	20,276.68	18,213.51	Used	5 Series	Commercial	
7	Feb - 17	Mar - 16	16,955.66	16,211.03	9,535.00	6,676.03	Used	Non BMW Group (incl. Motorcycles)	Commercial	
8	Feb - 17	Oct - 15	21,138.28	20,923.75	20,923.75	0.00	New	1 Series	Commercial	
9	Apr - 17	Dec - 14	72,265.28	69,328.43	47,918.19	21,410.24	New	X6 Series	Commercial	
10	Apr - 17	May - 16	19,354.35	18,812.95	9,789.23	9,023.72	Used	3 Series	Commercial	
11	Apr - 17	Dec - 15	10,263.99	9,400.14	6,328.88	3,071.26	Used	Non BMW Group (incl. Motorcycles)	Private	
12	May - 17	June - 16	12,239.94	11,316.41	11,316.41	0.00	Used	7 Series	Private	
13	May - 17	Dec - 13	30,939.40	29,096.99	15,021.94	14,075.05	Used	X5 Series	Commercial	
14	May - 17	May - 16	7,967.79	2,981.83	-4,866.30	7,848.13	New	Other BMW Group	Commercial	
15	May - 17	Aug - 14	14,805.44	13,976.85	10,730.43	3,246.42	Used	6 Series	Commercial	
16	May - 17	June - 16	37,479.63	37,479.63	37,479.63	0.00	New	X6 Series	Commercial	
17	May - 17	May - 16	7,967.79	3,981.83	945.52	3,036.31	New	Other BMW Group	Commercial	
18	May - 17	Apr - 16	31,209.66	30,763.97	30,763.97	0.00	New	X4 Series	Commercial	
19	June - 17	May - 15	28,439.84	28,439.84	4,558.07	23,881.77	Used	Non BMW Group (incl. Motorcycles)	Commercial	
20	June - 17	Feb - 15	23,749.38	22,434.13	13,380.38	9,053.75	New	2 Series	Commercial	
21	June - 17	July - 15	53,260.26	53,260.26	48,913.54	4,346.72	New	X6 Series	Commercial	
22	June - 17	July - 14	25,655.94	23,870.83	13,528.33	10,342.50	Used	3 Series	Private	
23	June - 17	July - 14	30,519.03	28,197.29	22,255.60	5,941.69	New	4 Series	Commercial	
24	June - 17	Feb - 16	28,068.62	26,141.99	10,814.75	15,327.24	Used	5 Series	Commercial	
25	June - 17	July - 12	17,886.90	16,100.09	13,633.04	2,467.05	Used	X5 Series	Commercial	
26	June - 17	Apr - 15	47,354.02	43,173.15	22,660.95	20,512.20	New	5 Series	Private	
27	June - 17	Dec - 14	7,454.45	7,206.10	3,438.15	3,767.95	Used	1 Series	Commercial	
28	July - 17	Feb - 15	29,623.81	28,096.33	22,411.31	5,685.02	Used	X6 Series	Commercial	
29	July - 17	May - 16	23,714.19	9,659.50	-200.00	9,859.50	Used	X5 Series	Commercial	

**Compartment German Auto Loans 5**  
**Monthly Investor Report**



Rolls-Royce  
Motor Cars Limited

Reporting Date	Apr 10, 2019			
Payment Date	Apr 23, 2019			
Period No	30			
Monthly Period	Mar 31, 2019			
Interest Period	From	Mar 20, 2019	to	Apr 23, 2019 = 34 days

**9. Defaulted Amount & Recovery Amount - Loan Level Data\***

	Month / Year of Default	Month / Year of Loan Origination	Principal Balance (Initial in EUR)	Principal Balance of Loan at Default (in EUR)	Recovery Total (in EUR)	Principal Balance End of Period (in EUR)	Object Type (new / used)	Vehicle Series	Customer Type (private / commercial)	Out of Deal (Month / Year)
30	July - 17	Mar - 16	20,437.23	19,245.85	11,519.26	7,726.59	Used	5 Series	Commercial	
31	July - 17	May - 14	25,899.70	22,810.32	22,810.32	0.00	New	Non BMW Group (incl. Motorcycles)	Commercial	
32	July - 17	Feb - 15	17,783.63	16,238.55	10,472.37	5,766.18	Used	5 Series	Commercial	
33	July - 17	Nov - 13	6,030.73	3,356.67	3,356.67	0.00	Used	1 Series	Private	
34	July - 17	June - 16	35,891.38	35,359.01	24,314.19	11,044.82	Used	5 Series	Commercial	
35	Aug - 17	May - 16	20,268.65	13,830.20	13,830.20	0.00	Used	MINI	Commercial	
36	Aug - 17	Feb - 16	14,474.76	13,299.48	9,325.71	3,973.77	Used	5 Series	Commercial	
37	Aug - 17	June - 16	44,500.80	40,653.18	23,566.74	17,086.44	New	4 Series	Commercial	
38	Aug - 17	Sept - 14	21,288.51	19,962.24	14,093.97	5,868.27	New	MINI	Commercial	
39	Aug - 17	Sept - 15	5,611.49	4,984.31	4,314.83	669.48	Used	Other BMW Group	Private	
40	Aug - 17	Apr - 16	27,142.23	7,095.51	122.54	6,972.97	Used	5 Series	Commercial	
41	Aug - 17	June - 16	75,103.42	4,889.40	0.00	4,889.40	New	4 Series	Private	
42	Aug - 17	Dec - 13	45,098.59	30,044.34	-1,695.72	31,740.06	Used	7 Series	Commercial	
43	Aug - 17	Feb - 16	8,380.82	8,066.71	0.00	8,066.71	Used	3 Series	Private	
44	Sept - 17	Mar - 16	23,634.57	7,441.65	-86.88	7,528.53	Used	X1 Series	Commercial	
45	Sept - 17	Nov - 15	62,549.55	60,266.42	60,266.42	0.00	New	4 Series	Commercial	
46	Sept - 17	Dec - 13	6,990.37	5,820.38	1,236.84	4,583.54	Used	3 Series	Private	
47	Sept - 17	Mar - 16	13,697.91	12,883.90	8,495.32	4,388.58	Used	1 Series	Commercial	
48	Sept - 17	Apr - 16	45,516.89	22,796.82	-447.80	23,244.62	New	4 Series	Commercial	
49	Sept - 17	June - 16	37,788.81	35,391.13	17,261.86	18,129.27	New	2 Series	Private	
50	Sept - 17	Aug - 14	29,769.84	8,362.17	-155.20	8,517.37	New	BMW Series	Commercial	
51	Sept - 17	May - 14	5,584.08	1,673.03	-86.24	1,759.27	Used	MINI	Private	
52	Sept - 17	May - 16	25,096.67	12,123.75	6,766.47	5,357.28	Used	3 Series	Private	
53	Sept - 17	Apr - 16	30,148.83	28,054.96	24,304.75	3,750.21	New	X1 Series	Commercial	
54	Sept - 17	Sept - 15	40,465.33	36,751.37	20,092.42	16,658.95	New	5 Series	Commercial	
55	Sept - 17	Apr - 15	12,740.25	12,262.82	6,568.82	5,694.00	Used	1 Series	Commercial	
56	Sept - 17	Aug - 15	12,050.65	11,235.55	5,700.00	5,535.55	Used	3 Series	Private	
57	Sept - 17	May - 16	20,552.26	20,168.41	11,664.82	8,503.59	Used	3 Series	Private	
58	Oct - 17	May - 16	31,906.83	30,209.70	16,354.51	13,855.19	Used	5 Series	Commercial	



**Compartment German Auto Loans 5**  
**Monthly Investor Report**



Rolls-Royce  
Motor Cars Limited

Reporting Date	Apr 10, 2019			
Payment Date	Apr 23, 2019			
Period No	30			
Monthly Period	Mar 31, 2019			
Interest Period	From	Mar 20, 2019	to	Apr 23, 2019 = 34 days

**9. Defaulted Amount & Recovery Amount - Loan Level Data\***

	Month / Year of Default	Month / Year of Loan Origination	Principal Balance (Initial in EUR)	Principal Balance of Loan at Default (in EUR)	Recovery Total (in EUR)	Principal Balance End of Period (in EUR)	Object Type (new / used)	Vehicle Series	Customer Type (private / commercial)	Out of Deal (Month / Year)
59	Oct - 17	Feb - 14	15,722.48	14,746.67	10,452.00	4,294.67	Used	X1 Series	Private	
60	Oct - 17	Feb - 16	41,256.45	39,383.88	26,023.39	13,360.49	Used	6 Series	Commercial	
61	Oct - 17	May - 16	14,975.62	12,483.29	12,483.29	0.00	Used	3 Series	Private	
62	Oct - 17	May - 16	4,315.55	3,694.59	0.00	3,694.59	Used	Non BMW Group (incl. Motorcycles)	Private	
63	Oct - 17	May - 15	11,725.53	7,492.17	5,150.26	2,341.91	Used	Non BMW Group (incl. Motorcycles)	Commercial	
64	Oct - 17	Dec - 14	26,962.99	10,003.27	-13.26	10,016.53	Used	5 Series	Commercial	
65	Oct - 17	May - 13	8,540.59	4,285.60	4,285.60	0.00	Used	3 Series	Private	
66	Oct - 17	June - 16	13,207.18	11,285.30	7,575.21	3,710.09	Used	Non BMW Group (incl. Motorcycles)	Commercial	
67	Oct - 17	July - 14	19,420.84	18,725.55	-180.00	18,905.55	New	1 Series	Commercial	
68	Oct - 17	Apr - 16	13,681.66	12,811.23	8,398.56	4,412.67	New	Other BMW Group	Private	
69	Oct - 17	Sept - 14	25,411.07	22,001.22	12,589.25	9,411.97	New	X1 Series	Commercial	
70	Oct - 17	July - 14	28,501.89	24,055.76	14,804.87	9,250.89	Used	5 Series	Commercial	
71	Oct - 17	Aug - 15	13,165.87	12,610.27	12,610.27	0.00	Used	3 Series	Private	
72	Nov - 17	Feb - 16	15,621.03	11,745.09	7,244.90	4,500.19	Used	Non BMW Group (incl. Motorcycles)	Commercial	
73	Nov - 17	Aug - 15	8,510.91	7,018.12	5,335.21	1,682.91	Used	3 Series	Private	
74	Nov - 17	Apr - 16	43,761.40	41,184.37	41,247.68	0.00	Used	X6 Series	Private	
75	Nov - 17	Apr - 15	2,322.47	383.76	383.76	0.00	Used	5 Series	Private	
76	Nov - 17	Apr - 16	76,915.57	71,264.02	30,509.56	40,754.46	New	7 Series	Commercial	
77	Nov - 17	Mar - 16	24,773.12	23,307.28	0.00	23,307.28	Used	5 Series	Commercial	
78	Nov - 17	Dec - 14	34,903.60	31,355.06	18,179.33	13,175.73	Used	X6 Series	Commercial	
79	Nov - 17	Sept - 15	42,924.41	41,751.62	14,321.28	27,430.34	Used	Non BMW Group (incl. Motorcycles)	Commercial	
80	Nov - 17	Apr - 16	7,435.13	6,604.20	6,604.20	0.00	Used	3 Series	Private	
81	Nov - 17	Apr - 14	41,559.82	41,059.69	0.00	41,059.69	New	5 Series	Commercial	
82	Nov - 17	May - 16	14,019.07	6,940.80	0.00	6,940.80	Used	1 Series	Private	
83	Dec - 17	Dec - 15	9,152.63	7,986.92	2,823.24	5,163.68	Used	Non BMW Group (incl. Motorcycles)	Private	
84	Dec - 17	Oct - 15	12,944.91	12,153.44	2,256.00	9,897.44	Used	Non BMW Group (incl. Motorcycles)	Commercial	
85	Dec - 17	May - 12	9,642.48	6,849.70	3,925.06	2,924.64	Used	5 Series	Private	
86	Dec - 17	July - 14	45,744.85	41,396.66	17,009.82	24,386.84	New	5 Series	Commercial	
87	Dec - 17	Feb - 16	63,643.51	59,171.70	40,739.21	18,432.49	New	X6 Series	Commercial	

**Compartment German Auto Loans 5**  
**Monthly Investor Report**



Rolls-Royce  
Motor Cars Limited

Reporting Date	Apr 10, 2019		
Payment Date	Apr 23, 2019		
Period No	30		
Monthly Period	Mar 31, 2019		
Interest Period	From	Mar 20, 2019	to Apr 23, 2019 = 34 days

**9. Defaulted Amount & Recovery Amount - Loan Level Data\***

	Month / Year of Default	Month / Year of Loan Origination	Principal Balance (Initial in EUR)	Principal Balance of Loan at Default (in EUR)	Recovery Total (in EUR)	Principal Balance End of Period (in EUR)	Object Type (new / used)	Vehicle Series	Customer Type (private / commercial)	Out of Deal (Month / Year)
88	Dec - 17	July - 14	38,117.92	21,855.79	0.00	21,855.79	Used	X3 Series	Commercial	
89	Dec - 17	Dec - 15	45,856.10	42,891.53	18,095.60	24,795.93	Used	6 Series	Commercial	
90	Dec - 17	Apr - 16	15,660.75	13,283.92	13,283.92	0.00	Used	1 Series	Private	
91	Dec - 17	July - 14	47,846.08	44,876.19	19,625.15	25,251.04	Used	X5 Series	Private	
92	Dec - 17	May - 14	16,652.18	13,701.53	7,572.73	6,128.80	Used	7 Series	Commercial	
93	Jan - 18	June - 16	43,467.46	38,079.36	24,578.98	13,500.38	Used	X5 Series	Commercial	
94	Jan - 18	Jan - 16	20,348.37	825.99	180.88	673.42	Used	X5 Series	Commercial	
95	Jan - 18	Mar - 16	12,820.65	11,053.86	0.00	11,053.86	Used	3 Series	Private	
96	Jan - 18	July - 14	10,335.53	4,263.63	-259.16	4,522.79	Used	5 Series	Commercial	
97	Jan - 18	Apr - 16	55,539.52	50,706.89	33,488.75	17,218.14	Used	X6 Series	Commercial	
98	Jan - 18	June - 14	14,438.97	5,822.72	5,822.72	0.00	Used	5 Series	Private	
99	Jan - 18	Dec - 15	27,248.82	25,243.59	15,558.03	9,685.56	New	MINI	Private	
100	Jan - 18	Sept - 15	24,876.32	22,968.44	0.00	22,968.44	New	1 Series	Commercial	
101	Jan - 18	Aug - 15	51,959.06	49,546.83	32,104.23	17,442.60	New	X5 Series	Commercial	
102	Jan - 18	Feb - 16	13,711.80	10,916.50	10,916.50	0.00	Used	X5 Series	Private	
103	Jan - 18	Mar - 16	9,258.27	5,796.37	5,796.37	0.00	Used	X3 Series	Commercial	
104	Jan - 18	Nov - 14	32,558.44	26,879.60	26,879.60	0.00	New	3 Series	Private	
105	Jan - 18	May - 14	4,487.90	3,047.76	1,314.80	1,732.96	Used	3 Series	Commercial	
106	Jan - 18	May - 16	12,562.90	11,649.71	9,227.94	2,421.77	Used	Other BMW Group	Commercial	
107	Jan - 18	June - 16	31,896.47	28,684.08	16,651.20	12,032.88	New	2 Series	Private	
108	Jan - 18	Feb - 15	6,944.32	5,774.15	5,774.15	0.00	New	Other BMW Group	Private	
109	Jan - 18	June - 16	19,765.67	6,386.97	-76.03	6,463.00	Used	5 Series	Commercial	
110	Feb - 18	Oct - 14	10,879.37	9,844.32	4,405.03	5,439.29	Used	1 Series	Commercial	
111	Feb - 18	Sept - 15	21,475.25	11,283.86	0.00	11,283.86	New	1 Series	Commercial	
112	Feb - 18	Oct - 15	23,359.19	18,220.04	18,220.04	0.00	New	1 Series	Private	
113	Feb - 18	Apr - 16	62,353.91	55,838.05	50,194.65	5,643.40	New	7 Series	Commercial	
114	Feb - 18	June - 16	34,632.07	34,565.90	0.00	34,565.90	New	4 Series	Commercial	
115	Feb - 18	Feb - 16	11,272.14	9,858.66	4,864.50	4,994.16	Used	3 Series	Private	
116	Feb - 18	Oct - 14	12,389.34	10,418.69	10,418.69	0.00	Used	3 Series	Commercial	

**Compartment German Auto Loans 5**  
**Monthly Investor Report**



Rolls-Royce  
Motor Cars Limited

Reporting Date	Apr 10, 2019		
Payment Date	Apr 23, 2019		
Period No	30		
Monthly Period	Mar 31, 2019		
Interest Period	From	Mar 20, 2019	to Apr 23, 2019 = 34 days

**9. Defaulted Amount & Recovery Amount - Loan Level Data\***

	Month / Year of Default	Month / Year of Loan Origination	Principal Balance (Initial in EUR)	Principal Balance of Loan at Default (in EUR)	Recovery Total (in EUR)	Principal Balance End of Period (in EUR)	Object Type (new / used)	Vehicle Series	Customer Type (private / commercial)	Out of Deal (Month / Year)
117	Feb - 18	Dec - 15	40,017.12	30,257.27	19,011.00	11,246.27	Used	7 Series	Commercial	
118	Feb - 18	Feb - 15	21,756.88	16,687.20	10,172.28	6,514.92	New	1 Series	Commercial	
119	Feb - 18	Jan - 16	49,455.42	45,627.15	31,528.90	14,098.25	Used	5 Series	Commercial	
120	Feb - 18	Feb - 16	18,074.34	15,512.99	11,924.22	3,588.77	Used	MINI	Commercial	
121	Feb - 18	Nov - 15	14,998.81	13,513.80	7,975.16	5,538.64	Used	1 Series	Commercial	
122	Feb - 18	Nov - 15	16,354.07	14,584.66	7,680.22	6,904.44	Used	1 Series	Commercial	
123	Feb - 18	July - 15	1,595.91	831.59	831.59	0.00	Used	MINI	Private	
124	Mar - 18	Aug - 14	2,877.31	634.39	634.39	0.00	Used	MINI	Private	
125	Mar - 18	Mar - 16	42,973.69	37,457.78	23,369.01	14,088.77	New	X1 Series	Commercial	
126	Mar - 18	May - 16	30,076.05	27,813.89	16,024.77	11,789.12	New	MINI	Commercial	
127	Mar - 18	Dec - 15	28,256.67	24,075.17	12,608.14	11,467.03	New	1 Series	Commercial	
128	Mar - 18	Mar - 16	44,852.08	37,949.45	24,686.55	13,262.90	Used	X5 Series	Private	
129	Mar - 18	Dec - 15	69,727.80	61,543.83	42,084.36	19,459.47	New	X6 Series	Commercial	
130	Mar - 18	May - 15	37,507.33	30,439.39	9,109.35	21,330.04	Used	X5 Series	Private	
131	Mar - 18	Sept - 14	21,632.80	18,225.25	7,136.39	11,088.86	Used	5 Series	Commercial	
132	Mar - 18	Sept - 15	14,230.16	12,279.52	9,168.15	3,111.37	Used	1 Series	Commercial	
133	Apr - 18	Aug - 15	3,728.50	2,101.78	416.16	1,685.62	Used	Non BMW Group (incl. Motorcycles)	Private	
134	Apr - 18	Feb - 16	47,439.72	39,274.42	24,087.88	15,186.54	Used	6 Series	Commercial	
135	Apr - 18	Jan - 16	8,359.05	6,583.76	6,583.76	0.00	New	Other BMW Group	Private	
136	Apr - 18	Aug - 15	85,356.93	69,029.04	40,299.89	28,729.15	New	6 Series	Commercial	
137	Apr - 18	July - 15	6,107.26	3,428.54	3,428.54	0.00	Used	1 Series	Commercial	
138	Apr - 18	June - 16	18,768.60	11,558.28	11,558.28	0.00	Used	X3 Series	Private	
139	Apr - 18	July - 14	10,959.08	2,351.34	2,351.34	0.00	Used	1 Series	Private	
140	Apr - 18	Jan - 15	18,242.20	13,509.89	9,782.00	3,727.89	New	1 Series	Private	
141	Apr - 18	Apr - 16	32,543.67	29,044.23	19,236.53	9,807.70	Used	X5 Series	Commercial	
142	Apr - 18	Feb - 16	46,456.95	39,346.73	39,346.73	0.00	New	4 Series	Commercial	
143	May - 18	Feb - 15	12,276.37	5,554.73	5,554.73	0.00	New	1 Series	Private	
144	May - 18	Dec - 14	20,549.80	18,010.45	10,163.00	7,847.45	New	3 Series	Private	
145	May - 18	Apr - 15	15,376.17	13,453.33	12,923.29	530.04	Used	1 Series	Private	

**Compartment German Auto Loans 5**  
**Monthly Investor Report**



Rolls-Royce  
Motor Cars Limited

Reporting Date	Apr 10, 2019			
Payment Date	Apr 23, 2019			
Period No	30			
Monthly Period	Mar 31, 2019			
Interest Period	From	Mar 20, 2019	to	Apr 23, 2019 = 34 days

**9. Defaulted Amount & Recovery Amount - Loan Level Data\***

	Month / Year of Default	Month / Year of Loan Origination	Principal Balance (Initial in EUR)	Principal Balance of Loan at Default (in EUR)	Recovery Total (in EUR)	Principal Balance End of Period (in EUR)	Object Type (new / used)	Vehicle Series	Customer Type (private / commercial)	Out of Deal (Month / Year)
146	May - 18	Oct - 14	54,310.98	2,596.80	2,596.80	0.00	New	5 Series	Commercial	
147	May - 18	May - 16	59,688.58	47,690.97	23,899.75	23,791.22	New	4 Series	Commercial	
148	May - 18	Jan - 16	53,184.54	45,374.16	21,325.26	24,048.90	Used	X4 Series	Commercial	
149	June - 18	Apr - 16	6,070.47	3,693.91	2,932.03	761.88	Used	3 Series	Private	
150	June - 18	May - 14	12,824.83	9,643.03	0.00	9,643.03	Used	7 Series	Commercial	
151	June - 18	June - 16	10,525.68	8,263.17	6,168.00	2,095.17	Used	5 Series	Private	
152	June - 18	Nov - 14	6,712.80	4,582.43	0.00	4,582.43	Used	1 Series	Private	
153	June - 18	Nov - 12	7,472.29	4,272.31	2,620.15	1,652.16	Used	1 Series	Private	
154	June - 18	May - 15	34,847.66	27,775.79	10,864.50	16,911.29	New	3 Series	Private	
155	June - 18	Nov - 14	5,484.43	645.34	645.34	0.00	Used	Non BMW Group (incl. Motorcycles)	Private	
156	June - 18	May - 16	55,718.69	48,863.84	34,792.77	14,071.07	New	X5 Series	Commercial	
157	June - 18	Aug - 15	21,388.66	17,059.26	7,927.23	9,132.03	Used	5 Series	Commercial	
158	June - 18	May - 13	15,655.53	10,255.72	10,255.72	0.00	Used	5 Series	Private	
159	June - 18	Oct - 15	16,128.29	12,871.04	0.00	12,871.04	Used	3 Series	Private	
160	June - 18	Apr - 16	32,254.33	26,082.96	20,605.32	5,477.64	New	MINI	Commercial	
161	June - 18	Feb - 16	23,630.10	14,953.74	10,958.85	3,994.89	Used	5 Series	Commercial	
162	June - 18	Feb - 16	9,489.83	7,923.79	149.37	7,774.42	Used	3 Series	Private	
163	June - 18	May - 16	43,646.61	38,876.18	26,020.06	12,856.12	New	4 Series	Commercial	
164	June - 18	Nov - 14	27,475.18	10,246.95	10,246.95	0.00	Used	7 Series	Commercial	
165	June - 18	Aug - 15	14,909.75	13,035.59	6,638.15	6,397.44	Used	1 Series	Private	
166	July - 18	Dec - 14	17,361.72	3,183.19	3,183.19	0.00	New	1 Series	Commercial	
167	July - 18	May - 16	23,441.71	19,201.04	18,850.78	350.26	New	MINI	Private	
168	July - 18	Aug - 14	16,689.73	13,072.09	0.00	13,072.09	Used	X5 Series	Commercial	
169	July - 18	Dec - 14	18,527.86	13,922.78	2,144.80	11,777.98	New	MINI	Private	
170	July - 18	Apr - 15	12,543.62	9,248.33	9,248.33	0.00	New	1 Series	Private	
171	July - 18	June - 14	17,448.21	13,345.87	5,841.40	7,504.47	Used	3 Series	Private	
172	July - 18	Aug - 15	26,391.86	20,641.59	16,082.20	4,559.39	Used	Non BMW Group (incl. Motorcycles)	Commercial	
173	July - 18	Oct - 15	31,371.06	26,285.03	15,974.22	10,310.81	Used	X3 Series	Commercial	
174	Aug - 18	Nov - 14	19,396.85	15,493.34	13,438.72	2,054.62	Used	X5 Series	Private	

**Compartment German Auto Loans 5**  
**Monthly Investor Report**



Rolls-Royce  
Motor Cars Limited

Reporting Date	Apr 10, 2019			
Payment Date	Apr 23, 2019			
Period No	30			
Monthly Period	Mar 31, 2019			
Interest Period	From	Mar 20, 2019	to	Apr 23, 2019 = 34 days

**9. Defaulted Amount & Recovery Amount - Loan Level Data\***

	Month / Year of Default	Month / Year of Loan Origination	Principal Balance (Initial in EUR)	Principal Balance of Loan at Default (in EUR)	Recovery Total (in EUR)	Principal Balance End of Period (in EUR)	Object Type (new / used)	Vehicle Series	Customer Type (private / commercial)	Out of Deal (Month / Year)
175	Aug - 18	June - 13	34,157.96	20,530.58	20,530.58	0.00	New	5 Series	Private	
176	Aug - 18	Apr - 15	24,488.35	21,318.01	10,798.03	10,519.98	New	2 Series	Commercial	
177	Aug - 18	Jan - 15	4,712.86	539.31	539.31	0.00	Used	1 Series	Private	
178	Aug - 18	May - 16	38,223.87	29,298.73	19,486.33	9,812.40	New	X3 Series	Commercial	
179	Aug - 18	July - 15	31,079.48	17,085.08	537.90	16,547.18	Used	Non BMW Group (incl. Motorcycles)	Commercial	
180	Sept - 18	Jan - 15	12,098.01	7,759.45	4,728.19	3,031.26	Used	3 Series	Commercial	
181	Sept - 18	July - 15	25,738.50	22,187.52	20,292.68	1,894.84	Used	X6 Series	Private	
182	Sept - 18	Sept - 15	19,757.04	9,715.99	-104.85	9,820.84	New	1 Series	Commercial	
183	Sept - 18	June - 16	27,802.30	21,368.79	11,142.61	10,226.18	New	2 Series	Commercial	
184	Sept - 18	June - 16	46,421.14	38,951.59	25,549.50	13,402.09	Used	X6 Series	Commercial	
185	Sept - 18	June - 16	32,232.36	26,750.04	19,464.08	7,285.96	New	X1 Series	Private	
186	Sept - 18	Sept - 15	45,003.18	20,582.33	-206.95	20,789.28	New	4 Series	Commercial	
187	Sept - 18	Feb - 13	29,193.60	7,574.41	1,058.05	6,516.36	New	X3 Series	Commercial	
188	Sept - 18	May - 16	37,203.39	25,168.70	19,915.97	5,252.73	New	3 Series	Commercial	
189	Sept - 18	Dec - 15	11,954.39	8,575.11	0.00	8,575.11	Used	5 Series	Private	
190	Oct - 18	Nov - 15	31,763.24	25,652.71	14,073.30	11,579.41	Used	7 Series	Commercial	
191	Oct - 18	Mar - 15	55,368.37	49,026.78	28,786.25	20,240.53	New	X6 Series	Commercial	
192	Oct - 18	Sept - 15	6,844.48	6,223.88	0.00	6,223.88	Used	X5 Series	Private	
193	Oct - 18	July - 15	10,777.03	9,109.08	0.00	9,109.08	Used	1 Series	Commercial	
194	Oct - 18	Mar - 13	20,131.17	8,037.63	2,825.46	5,212.17	New	3 Series	Private	
195	Oct - 18	Mar - 15	43,407.24	33,322.87	18,240.48	15,082.39	New	4 Series	Commercial	
196	Oct - 18	Mar - 16	8,189.04	2,089.31	2,089.31	0.00	Used	5 Series	Private	
197	Oct - 18	May - 16	40,142.25	18,083.76	179.74	17,904.02	New	5 Series	Commercial	
198	Oct - 18	June - 16	20,038.13	18,065.15	18,065.15	0.00	New	MINI	Private	
199	Oct - 18	Mar - 16	11,916.06	7,664.03	0.00	7,664.03	Used	3 Series	Private	
200	Oct - 18	Mar - 16	5,033.95	917.42	917.42	0.00	Used	3 Series	Private	
201	Oct - 18	Feb - 16	8,405.69	6,565.49	6,565.49	0.00	Used	3 Series	Private	
202	Oct - 18	May - 16	22,698.55	12,027.06	7,472.60	4,554.46	Used	5 Series	Commercial	
203	Oct - 18	Apr - 16	18,377.40	15,095.39	9,658.77	5,436.62	New	Other BMW Group	Commercial	

**Compartment German Auto Loans 5**  
**Monthly Investor Report**



Reporting Date	Apr 10, 2019		
Payment Date	Apr 23, 2019		
Period No	30		
Monthly Period	Mar 31, 2019		
Interest Period	From	Mar 20, 2019	to Apr 23, 2019 = 34 days

**9. Defaulted Amount & Recovery Amount - Loan Level Data\***

	Month / Year of Default	Month / Year of Loan Origination	Principal Balance (Initial in EUR)	Principal Balance of Loan at Default (in EUR)	Recovery Total (in EUR)	Principal Balance End of Period (in EUR)	Object Type (new / used)	Vehicle Series	Customer Type (private / commercial)	Out of Deal (Month / Year)
204	Oct - 18	Mar - 15	41,599.92	2,524.01	482.66	2,041.35	New	6 Series	Private	
205	Oct - 18	Mar - 16	15,002.81	11,084.30	3,229.77	7,854.53	Used	1 Series	Private	
206	Nov - 18	June - 16	17,025.66	13,824.67	0.00	13,824.67	New	1 Series	Commercial	
207	Nov - 18	July - 15	9,952.50	6,473.68	6,473.68	0.00	Used	3 Series	Private	
208	Nov - 18	Apr - 16	6,397.54	1,510.55	805.36	705.19	Used	5 Series	Private	
209	Nov - 18	Apr - 16	46,225.52	38,320.68	29,598.87	8,721.81	Used	X5 Series	Commercial	
210	Nov - 18	Feb - 16	15,069.89	10,897.84	2,012.71	8,885.13	Used	3 Series	Private	
211	Nov - 18	Feb - 16	18,045.53	13,485.83	10,866.77	2,650.73	Used	MINI	Private	
212	Nov - 18	Apr - 15	9,002.35	257.27	257.27	0.00	Used	3 Series	Private	
213	Nov - 18	May - 16	12,817.49	9,474.08	9,474.08	0.00	Used	MINI	Private	
214	Nov - 18	Apr - 16	21,301.95	16,391.90	11,783.24	4,608.66	Used	5 Series	Private	
215	Dec - 18	Mar - 16	6,828.80	5,753.93	0.00	5,753.93	Used	Other BMW Group	Private	
216	Dec - 18	May - 15	4,989.70	1,332.17	811.48	520.69	Used	3 Series	Private	
217	Dec - 18	Feb - 16	9,322.38	955.55	-54.61	1,030.51	Used	Other BMW Group	Private	
218	Dec - 18	Oct - 15	25,909.66	11,445.41	-256.10	11,701.51	Used	5 Series	Commercial	
219	Dec - 18	July - 15	26,261.89	20,091.37	0.00	20,091.37	Used	5 Series	Commercial	
220	Dec - 18	May - 16	17,425.36	1,256.92	1,256.92	0.00	Used	3 Series	Private	
221	Dec - 18	May - 15	24,423.80	20,835.34	15,455.35	5,379.99	Used	X6 Series	Commercial	
222	Dec - 18	June - 16	78,663.04	64,762.83	40,103.07	24,659.76	New	7 Series	Commercial	
223	Dec - 18	Apr - 16	63,159.42	57,399.19	0.00	57,576.32	New	7 Series	Private	
224	Dec - 18	Apr - 16	21,450.56	14,695.89	0.00	14,695.89	New	3 Series	Commercial	
225	Jan - 19	June - 16	41,637.54	34,938.01	16,040.69	18,897.32	New	2 Series	Commercial	
226	Jan - 19	May - 14	13,676.01	10,113.40	3,283.28	6,830.12	Used	1 Series	Private	
227	Jan - 19	June - 16	13,025.56	10,442.92	5,354.86	5,088.06	Used	Non BMW Group (incl. Motorcycles)	Private	
228	Jan - 19	Feb - 15	21,369.17	12,654.69	1,838.50	10,816.19	Used	Non BMW Group (incl. Motorcycles)	Commercial	
229	Jan - 19	May - 16	41,820.01	33,808.58	21,563.66	12,244.92	New	4 Series	Private	
230	Jan - 19	Oct - 15	13,377.34	7,483.86	7,483.86	0.00	Used	X1 Series	Private	
231	Jan - 19	May - 16	67,469.00	51,958.66	24,138.07	27,820.59	New	X5 Series	Commercial	
232	Jan - 19	Dec - 15	19,224.66	8,901.50	68.26	8,833.24	Used	1 Series	Commercial	

**Compartment German Auto Loans 5**  
**Monthly Investor Report**



Rolls-Royce  
Motor Cars Limited

Reporting Date	Apr 10, 2019			
Payment Date	Apr 23, 2019			
Period No	30			
Monthly Period	Mar 31, 2019			
Interest Period	From	Mar 20, 2019	to	Apr 23, 2019 = 34 days

**9. Defaulted Amount & Recovery Amount - Loan Level Data\***

	Month / Year of Default	Month / Year of Loan Origination	Principal Balance (Initial in EUR)	Principal Balance of Loan at Default (in EUR)	Recovery Total (in EUR)	Principal Balance End of Period (in EUR)	Object Type (new / used)	Vehicle Series	Customer Type (private / commercial)	Out of Deal (Month / Year)
233	Jan - 19	June - 15	28,081.73	18,996.05	0.00	18,996.05	New	1 Series	Commercial	
234	Jan - 19	May - 16	38,825.46	29,144.96	10,473.40	18,671.56	Used	5 Series	Commercial	
235	Jan - 19	Nov - 15	17,440.72	11,790.61	11,033.59	757.02	Used	5 Series	Private	
236	Jan - 19	Aug - 15	21,480.67	15,918.77	6,470.59	9,530.48	Used	Non BMW Group (incl. Motorcycles)	Commercial	
237	Feb - 19	Nov - 15	43,237.13	35,295.77	0.00	35,295.77	Used	X6 Series	Commercial	
238	Feb - 19	Jan - 16	14,236.36	10,442.79	7,231.22	3,211.57	Used	1 Series	Private	
239	Feb - 19	Jan - 16	15,400.97	9,773.63	9,773.63	0.00	Used	3 Series	Private	
240	Feb - 19	Apr - 16	26,363.05	20,851.10	0.00	20,851.10	Used	5 Series	Private	
241	Feb - 19	Apr - 16	14,720.28	4,277.90	505.00	3,772.90	Used	X1 Series	Commercial	
242	Feb - 19	July - 15	5,779.38	1,064.80	377.66	687.14	Used	MINI	Commercial	
243	Feb - 19	Nov - 13	11,935.60	6,896.08	2,103.00	4,793.08	Used	3 Series	Private	
244	Feb - 19	Apr - 16	18,525.12	13,900.91	4,724.22	9,176.69	Used	3 Series	Private	
245	Feb - 19	Jan - 16	35,640.62	26,733.12	18,771.95	7,961.17	New	4 Series	Commercial	
246	Feb - 19	July - 15	18,364.98	6,872.77	0.00	6,872.77	Used	7 Series	Commercial	
247	Mar - 19	June - 16	32,343.93	26,106.53	0.00	26,132.11	New	2 Series	Private	
248	Mar - 19	Dec - 15	29,408.50	21,425.77	8,632.42	12,793.35	New	MINI	Commercial	
249	Mar - 19	June - 16	22,879.88	17,694.70	10,672.27	7,022.43	New	1 Series	Commercial	
250	Mar - 19	Jan - 16	61,384.39	45,283.32	36,554.62	8,728.70	New	4 Series	Commercial	
251	Mar - 19	Dec - 15	16,443.35	12,060.33	4,600.00	7,460.33	Used	3 Series	Private	
252	Mar - 19	June - 16	53,220.83	40,837.42	14,428.02	26,409.40	Used	5 Series	Commercial	
253	Mar - 19	June - 16	23,185.48	17,749.96	10,001.42	7,748.54	Used	3 Series	Commercial	
254	Mar - 19	Aug - 15	33,028.41	24,561.79	16,841.98	7,719.81	Used	X6 Series	Commercial	
255	Mar - 19	June - 15	21,832.71	15,231.11	9,820.35	5,410.76	Used	X5 Series	Commercial	
256	Mar - 19	Dec - 15	26,541.99	17,574.34	14,600.00	2,974.34	Used	5 Series	Private	
257	Mar - 19	June - 16	11,335.02	10,934.53	0.00	10,956.92	New	MINI	Private	
258	Mar - 17	June - 15	11,477.74	253.15	105.96	147.19	Used	X3 Series	Commercial	Mar - 17
259	Jan - 17	May - 14	15,875.79	15,875.79	14,998.26	877.53	Used	X6 Series	Commercial	May - 17
260	Feb - 17	Feb - 15	19,461.42	19,461.42	9,864.56	9,596.86	Used	5 Series	Commercial	May - 17
261	Mar - 17	Feb - 14	2,986.84	2,638.57	1,385.76	1,252.81	Used	Non BMW Group (incl. Motorcycles)	Commercial	May - 17



**Compartment German Auto Loans 5**  
**Monthly Investor Report**



Rolls-Royce  
Motor Cars Limited

Reporting Date	Apr 10, 2019		
Payment Date	Apr 23, 2019		
Period No	30		
Monthly Period	Mar 31, 2019		
Interest Period	From	Mar 20, 2019	to Apr 23, 2019 = 34 days

**9. Defaulted Amount & Recovery Amount - Loan Level Data\***

	Month / Year of Default	Month / Year of Loan Origination	Principal Balance (Initial in EUR)	Principal Balance of Loan at Default (in EUR)	Recovery Total (in EUR)	Principal Balance End of Period (in EUR)	Object Type (new / used)	Vehicle Series	Customer Type (private / commercial)	Out of Deal (Month / Year)
262	Mar - 17	June - 16	20,796.00	20,323.47	5,765.29	14,558.18	Used	3 Series	Private	May - 17
263	Mar - 17	June - 16	9,620.04	9,509.16	6,905.72	2,603.44	Used	1 Series	Commercial	May - 17
264	Mar - 17	June - 15	78,120.15	76,221.90	33,955.65	42,266.25	New	7 Series	Commercial	June - 17
265	Mar - 17	May - 16	34,482.06	33,887.95	32,501.03	1,468.77	Used	5 Series	Private	June - 17
266	Mar - 17	Feb - 14	19,225.53	18,377.08	12,637.86	5,739.22	New	3 Series	Private	June - 17
267	Mar - 17	Apr - 15	22,146.23	21,646.23	19,986.08	1,660.15	Used	7 Series	Commercial	June - 17
268	June - 17	Feb - 15	18,007.15	18,007.15	4,964.94	13,042.21	Used	Non BMW Group (incl. Motorcycles)	Commercial	July - 17
269	Apr - 17	Apr - 16	34,584.26	33,045.47	22,006.95	11,131.17	Used	X1 Series	Private	Aug - 17
270	May - 17	Aug - 13	8,075.14	7,876.18	5,326.03	2,550.15	Used	1 Series	Private	Aug - 17
271	May - 17	Sept - 14	16,038.63	15,844.57	6,293.72	9,550.85	Used	1 Series	Private	Aug - 17
272	May - 17	May - 14	19,500.30	18,567.07	8,514.93	10,052.14	New	MINI	Commercial	Aug - 17
273	Aug - 17	Feb - 14	28,100.80	3,457.52	1,940.45	1,517.07	New	X1 Series	Commercial	Aug - 17
274	Aug - 17	Sept - 15	5,565.68	4,453.12	1,644.27	2,808.85	Used	5 Series	Commercial	Aug - 17
275	June - 17	Apr - 15	6,051.40	5,305.26	4,364.99	940.27	Used	3 Series	Private	Sept - 17
276	June - 17	June - 16	6,514.20	5,797.50	4,132.83	1,664.67	Used	5 Series	Commercial	Sept - 17
277	June - 17	June - 16	45,409.17	43,639.09	39,071.05	4,568.04	Used	X5 Series	Commercial	Sept - 17
278	June - 17	Mar - 15	7,355.16	6,363.22	5,661.36	701.86	Used	MINI	Commercial	Sept - 17
279	Sept - 17	June - 13	10,565.35	6,437.99	1,092.97	5,345.02	Used	3 Series	Private	Sept - 17
280	July - 17	Jan - 15	36,337.14	33,642.50	26,541.52	7,100.98	Used	X6 Series	Commercial	Oct - 17
281	July - 17	Aug - 14	11,432.49	10,970.07	8,952.54	2,017.53	Used	1 Series	Private	Oct - 17
282	July - 17	June - 16	32,057.68	30,926.11	22,553.95	8,372.16	Used	5 Series	Commercial	Oct - 17
283	July - 17	June - 14	23,857.46	22,798.66	20,988.39	1,810.27	New	2 Series	Private	Oct - 17
284	Oct - 17	Dec - 12	31,716.86	5,241.02	1,066.04	4,174.98	Used	5 Series	Commercial	Oct - 17
285	Aug - 17	Feb - 16	9,744.09	8,876.56	6,511.18	2,365.38	Used	Non BMW Group (incl. Motorcycles)	Private	Nov - 17
286	Aug - 17	July - 15	24,347.95	23,104.32	21,119.95	1,984.37	New	MINI	Commercial	Nov - 17
287	Aug - 17	May - 16	26,192.98	24,952.67	20,153.87	4,798.80	New	2 Series	Commercial	Nov - 17
288	Aug - 17	Apr - 16	5,463.91	4,720.01	3,062.42	1,657.59	Used	Non BMW Group (incl. Motorcycles)	Commercial	Nov - 17
289	Aug - 17	Mar - 16	45,113.29	42,738.69	33,461.98	9,276.71	Used	5 Series	Private	Nov - 17
290	Aug - 17	Feb - 16	42,113.63	40,302.52	30,798.34	9,629.79	New	3 Series	Private	Nov - 17



**Compartment German Auto Loans 5**  
**Monthly Investor Report**



Rolls-Royce  
Motor Cars Limited

Reporting Date	Apr 10, 2019		
Payment Date	Apr 23, 2019		
Period No	30		
Monthly Period	Mar 31, 2019		
Interest Period	From	Mar 20, 2019	to Apr 23, 2019 = 34 days

**9. Defaulted Amount & Recovery Amount - Loan Level Data\***

	Month / Year of Default	Month / Year of Loan Origination	Principal Balance (Initial in EUR)	Principal Balance of Loan at Default (in EUR)	Recovery Total (in EUR)	Principal Balance End of Period (in EUR)	Object Type (new / used)	Vehicle Series	Customer Type (private / commercial)	Out of Deal (Month / Year)
291	Aug - 17	Aug - 15	48,249.44	45,035.94	29,691.05	15,344.89	Used	X6 Series	Commercial	Nov - 17
292	Sept - 17	Feb - 16	20,247.77	17,808.67	13,361.76	4,446.91	Used	X5 Series	Commercial	Nov - 17
293	Nov - 17	Nov - 14	27,560.01	247.88	30.40	217.48	New	MINI	Private	Nov - 17
294	Sept - 17	May - 14	29,521.04	27,670.66	19,834.14	7,836.52	New	5 Series	Commercial	Dec - 17
295	Sept - 17	Jan - 16	13,087.92	11,994.43	10,290.61	1,703.82	New	Other BMW Group	Commercial	Dec - 17
296	Dec - 17	June - 14	17,681.36	2,325.59	735.91	1,589.68	New	MINI	Commercial	Dec - 17
297	Sept - 17	Jan - 15	14,067.97	11,753.08	10,676.73	1,076.35	Used	5 Series	Commercial	Jan - 18
298	Oct - 17	Aug - 14	10,800.18	8,596.26	5,824.34	2,771.92	Used	X3 Series	Commercial	Jan - 18
299	Oct - 17	May - 15	25,171.60	23,691.11	14,753.08	8,938.03	New	MINI	Private	Jan - 18
300	Oct - 17	Feb - 16	25,784.58	23,069.68	14,483.17	8,586.51	Used	5 Series	Commercial	Jan - 18
301	Oct - 17	July - 14	9,242.28	8,014.92	4,112.85	3,902.07	Used	1 Series	Private	Jan - 18
302	Nov - 17	Aug - 14	14,873.78	13,492.98	11,003.73	2,489.25	Used	X1 Series	Private	Jan - 18
303	Nov - 17	Mar - 15	18,159.26	17,785.02	11,118.83	6,666.19	New	MINI	Private	Jan - 18
304	Nov - 17	Nov - 15	22,683.72	20,803.26	13,055.48	7,747.78	New	1 Series	Commercial	Feb - 18
305	Nov - 17	Sept - 15	15,863.34	13,615.99	11,190.21	2,425.78	Used	1 Series	Private	Feb - 18
306	Nov - 17	Oct - 15	44,733.24	40,381.09	25,577.89	14,803.20	New	5 Series	Commercial	Feb - 18
307	Nov - 17	May - 15	17,363.08	16,494.34	16,369.61	124.73	Used	3 Series	Private	Feb - 18
308	Dec - 17	Sept - 15	19,652.27	16,908.97	10,227.58	6,681.39	Used	X1 Series	Commercial	Mar - 18
309	Dec - 17	Apr - 16	42,530.43	36,498.11	26,127.13	10,370.98	New	4 Series	Commercial	Mar - 18
310	Dec - 17	June - 14	27,651.96	23,693.29	13,972.10	9,721.19	Used	5 Series	Private	Mar - 18
311	Dec - 17	Mar - 16	48,918.53	42,868.97	28,793.08	14,075.89	Used	6 Series	Commercial	Mar - 18
312	Jan - 18	June - 16	38,486.40	33,698.46	17,556.76	16,141.70	New	3 Series	Commercial	Apr - 18
313	Jan - 18	June - 16	24,834.16	22,069.00	15,821.35	6,247.65	Used	MINI	Private	Apr - 18
314	Jan - 18	May - 16	7,117.64	6,504.06	5,804.51	699.55	Used	Other BMW Group	Private	Apr - 18
315	Jan - 18	Dec - 15	24,572.88	21,020.68	15,343.08	5,677.60	Used	5 Series	Commercial	Apr - 18
316	Jan - 18	Sept - 13	17,022.49	14,523.74	10,547.76	3,975.98	New	MINI	Private	Apr - 18
317	Feb - 18	Jan - 16	40,691.74	37,619.53	23,861.95	13,757.58	New	4 Series	Commercial	Apr - 18
318	Aug - 17	June - 13	13,622.63	11,947.72	9,516.05	2,431.67	New	1 Series	Commercial	May - 18
319	Feb - 18	May - 16	30,156.58	25,187.72	17,558.56	7,629.16	Used	5 Series	Commercial	May - 18

**Compartment German Auto Loans 5**  
**Monthly Investor Report**



Rolls-Royce  
Motor Cars Limited

Reporting Date	Apr 10, 2019		
Payment Date	Apr 23, 2019		
Period No	30		
Monthly Period	Mar 31, 2019		
Interest Period	From	Mar 20, 2019	to Apr 23, 2019 = 34 days

**9. Defaulted Amount & Recovery Amount - Loan Level Data\***

	Month / Year of Default	Month / Year of Loan Origination	Principal Balance (Initial in EUR)	Principal Balance of Loan at Default (in EUR)	Recovery Total (in EUR)	Principal Balance End of Period (in EUR)	Object Type (new / used)	Vehicle Series	Customer Type (private / commercial)	Out of Deal (Month / Year)
320	Feb - 18	Aug - 15	20,916.38	18,657.31	14,089.46	4,567.85	Used	5 Series	Private	May - 18
321	Feb - 18	Dec - 14	9,960.07	8,690.83	7,171.97	1,518.86	New	Non BMW Group (incl. Motorcycles)	Commercial	May - 18
322	Feb - 18	Feb - 16	10,109.11	9,132.11	8,592.12	539.99	Used	1 Series	Private	May - 18
323	Mar - 18	Dec - 14	33,583.98	27,774.90	17,298.49	10,476.41	New	2 Series	Commercial	May - 18
324	Mar - 18	May - 14	23,058.17	18,543.92	12,828.77	5,715.15	Used	5 Series	Private	May - 18
325	May - 18	July - 15	26,595.82	8,887.58	1,794.66	7,092.92	Used	3 Series	Private	May - 18
326	May - 18	May - 16	51,323.25	67.20	63.85	3.35	New	4 Series	Commercial	May - 18
327	Feb - 18	Apr - 16	38,857.59	35,690.54	21,544.47	14,146.07	New	Non BMW Group (incl. Motorcycles)	Private	June - 18
328	Mar - 18	Sept - 15	21,074.35	17,252.20	10,101.77	7,150.43	Used	Non BMW Group (incl. Motorcycles)	Private	June - 18
329	Mar - 18	June - 16	46,280.34	44,233.76	36,333.06	7,900.70	New	2 Series	Private	June - 18
330	Mar - 18	Feb - 14	12,228.83	10,184.92	9,646.13	538.79	Used	MINI	Private	June - 18
331	Mar - 18	Nov - 12	12,180.51	9,576.45	4,584.16	4,992.29	Used	3 Series	Private	June - 18
332	Mar - 18	Apr - 15	20,525.83	17,116.62	10,965.42	6,151.20	Used	3 Series	Private	June - 18
333	Mar - 18	June - 16	21,168.62	18,237.59	13,778.57	4,459.02	Used	1 Series	Private	June - 18
334	Apr - 18	Mar - 16	51,268.22	47,603.23	0.00	47,819.87	New	4 Series	Private	June - 18
335	Apr - 18	Mar - 16	80,178.42	70,803.43	44,749.05	26,054.38	New	7 Series	Commercial	June - 18
336	Mar - 18	Feb - 15	19,249.48	15,339.90	13,566.98	1,772.92	New	MINI	Private	July - 18
337	Apr - 18	July - 15	9,648.30	7,169.14	3,112.67	4,056.47	Used	Non BMW Group (incl. Motorcycles)	Private	July - 18
338	Apr - 18	May - 16	30,026.33	26,627.45	20,552.02	6,075.43	Used	7 Series	Private	July - 18
339	Apr - 18	May - 16	20,723.15	18,689.85	16,031.91	2,657.94	Used	2 Series	Commercial	July - 18
340	May - 18	Mar - 15	27,069.70	21,663.72	15,636.04	6,027.68	New	5 Series	Commercial	July - 18
341	Mar - 18	Mar - 16	22,036.56	19,540.84	14,859.23	4,681.61	New	2 Series	Commercial	Aug - 18
342	May - 18	June - 16	38,697.21	32,323.82	23,243.07	9,080.75	Used	X5 Series	Commercial	Aug - 18
343	May - 18	Mar - 14	13,322.30	9,037.93	8,122.34	915.59	Used	3 Series	Commercial	Aug - 18
344	May - 18	Apr - 16	14,054.62	11,808.13	7,560.79	4,247.34	Used	1 Series	Commercial	Aug - 18
345	June - 18	June - 14	13,008.29	10,129.19	7,794.52	2,334.67	Used	MINI	Private	Sept - 18
346	June - 18	Feb - 16	8,171.54	5,903.39	4,851.43	1,051.96	Used	5 Series	Private	Sept - 18
347	July - 18	Feb - 16	19,362.91	12,788.02	8,476.15	4,311.87	New	Other BMW Group	Commercial	Sept - 18
348	Sept - 18	Apr - 14	12,918.01	7,578.70	1,428.47	6,150.23	Used	1 Series	Private	Sept - 18

**Compartment German Auto Loans 5**  
**Monthly Investor Report**



Rolls-Royce  
Motor Cars Limited

Reporting Date	Apr 10, 2019			
Payment Date	Apr 23, 2019			
Period No	30			
Monthly Period	Mar 31, 2019			
Interest Period	From	Mar 20, 2019	to	Apr 23, 2019 = 34 days

**9. Defaulted Amount & Recovery Amount - Loan Level Data\***

	Month / Year of Default	Month / Year of Loan Origination	Principal Balance (Initial in EUR)	Principal Balance of Loan at Default (in EUR)	Recovery Total (in EUR)	Principal Balance End of Period (in EUR)	Object Type (new / used)	Vehicle Series	Customer Type (private / commercial)	Out of Deal (Month / Year)
349	Apr - 18	Sept - 14	28,337.42	22,763.81	17,663.80	5,100.01	New	X1 Series	Private	Oct - 18
350	Apr - 18	Jan - 16	21,583.36	18,070.34	11,625.77	6,444.57	Used	3 Series	Commercial	Oct - 18
351	May - 18	June - 16	27,549.41	23,776.89	15,131.73	8,645.16	New	MINI	Commercial	Oct - 18
352	July - 18	Apr - 15	13,025.54	8,196.04	6,842.52	1,353.52	Used	MINI	Commercial	Oct - 18
353	July - 18	Apr - 15	19,703.22	14,441.30	12,648.40	1,792.90	Used	5 Series	Private	Oct - 18
354	Aug - 18	June - 15	12,680.22	7,141.65	855.41	6,286.24	New	Other BMW Group	Commercial	Nov - 18
355	Aug - 18	June - 16	21,145.94	17,603.85	11,065.41	6,538.44	Used	X5 Series	Commercial	Nov - 18
356	Aug - 18	Aug - 15	24,086.21	18,907.88	13,167.93	5,794.03	Used	3 Series	Private	Nov - 18
357	Aug - 18	Apr - 16	10,767.46	9,056.98	7,407.73	1,649.25	New	Other BMW Group	Private	Nov - 18
358	Aug - 18	June - 15	36,835.47	31,300.61	20,030.38	11,270.23	New	5 Series	Commercial	Nov - 18
359	Aug - 18	Apr - 16	24,800.50	20,253.92	15,158.58	5,095.34	Used	3 Series	Private	Nov - 18
360	Sept - 18	Apr - 16	21,478.24	16,688.24	11,592.48	5,095.76	Used	5 Series	Commercial	Nov - 18
361	Sept - 18	Apr - 16	33,154.99	21,849.66	19,230.55	2,619.11	Used	5 Series	Commercial	Nov - 18
362	Sept - 18	Mar - 16	23,114.29	18,689.07	11,556.70	7,132.37	Used	3 Series	Commercial	Dec - 18
363	Oct - 18	Mar - 15	37,872.62	1,154.76	749.23	405.53	New	X3 Series	Commercial	Dec - 18
364	Oct - 18	Feb - 16	20,380.06	17,130.17	15,096.22	2,033.95	New	Other BMW Group	Private	Jan - 19
365	Oct - 18	Sept - 15	16,755.29	12,492.35	10,638.79	1,853.56	New	1 Series	Private	Jan - 19
366	Oct - 18	May - 16	30,002.78	22,428.52	9,085.69	13,342.83	Used	5 Series	Commercial	Jan - 19
367	July - 17	Dec - 15	18,773.22	17,757.38	11,545.99	6,211.39	Used	1 Series	Private	Feb - 19
368	Oct - 18	Feb - 15	27,110.19	20,475.97	16,450.92	4,025.05	Used	X6 Series	Commercial	Feb - 19
369	Nov - 18	Mar - 15	19,160.75	14,557.33	7,101.09	7,456.24	Used	5 Series	Private	Feb - 19
370	Nov - 18	May - 16	30,832.63	27,498.18	17,695.56	9,802.62	New	2 Series	Commercial	Feb - 19
371	Apr - 18	Mar - 15	23,901.58	20,637.10	14,351.66	6,285.44	New	X1 Series	Commercial	Mar - 19
372	July - 18	Aug - 13	20,173.07	15,147.39	11,101.39	4,046.00	Used	7 Series	Commercial	Mar - 19
373	Dec - 18	Aug - 15	19,841.42	15,258.09	13,758.32	1,499.77	Used	5 Series	Private	Mar - 19
374	Dec - 18	July - 13	20,128.03	12,725.51	9,967.88	2,757.63	New	1 Series	Private	Mar - 19
375	Mar - 19	Jan - 14	18,570.45	12,096.64	11,899.98	196.66	Used	5 Series	Private	Mar - 19

\*Applicable only if loans have defaulted. Does not include defaulted amounts less than 10 EUR.

**Compartment German Auto Loans 5**  
**Monthly Investor Report**



Rolls-Royce  
Motor Cars Limited

Reporting Date	Apr 10, 2019		
Payment Date	Apr 23, 2019		
Period No	30		
Monthly Period	Mar 31, 2019		
Interest Period	From	Mar 20, 2019	to Apr 23, 2019 = 34 days

**10. Outstanding Note Balance**

<b>1. Note Balance</b>	<b>All Notes</b>	<b>Class A</b>	<b>Class B</b>
<b>Initial Note Information</b>			
ISIN code		XS1484801763	XS1484802142
Currency		EUR	EUR
Legal final maturity		Oct 2023	Oct 2023
Rating (Fitch / Moody's / S&P/DBRS)		AAA/Aaa/N/A/N/A	N/A/N/A/N/A/N/A
Initial notes aggregate principal outstanding balance in EUR	1,075,300,000.00	1,000,000,000.00	75,300,000.00
Nominal amount per note in EUR		100,000.00	100,000.00
Initial number of notes per class in EUR		10,000	753
<b>Current Note Information</b>			
Notes aggregate principal outstanding balance in EUR - BoP	225,128,506.75	149,828,506.75	75,300,000.00
Available distribution amount in EUR	44,003,294.77		
Redemption per class in EUR		38,534,894.06	0,00
Redemption per note in EUR		3,853.49	0.00
Notes aggregate principal outstanding balance in EUR - EoP	186,593,612.69	111,293,612.69	75,300,000.00
Current pool factor		0.11	1.00
<b>2. Payments to Investor per Note</b>			
		<b>Class A</b>	<b>Class B</b>
Interest Type		Floating Rate	Fixed Rate
Reference Rate		1M_EURIBOR	NONE
Actual Interest Rate		-0.367%	NONE
Spread		0.400%	NONE
Coupon		0.033%	1.000%
Day count fraction		Actual/360	Actual/360
Interest days		34 days	34 days
Principal outstanding per note in EUR - BoP		14,982.85	100,000.00
Principal repayment per note in EUR		3,853.49	0.00
Principal outstanding per note in EUR - EoP		11,129.36	100,000.00
Interest payment per Note in EUR		0.47	94.44

**Compartment German Auto Loans 5**  
**Monthly Investor Report**



Rolls-Royce  
Motor Cars Limited

Reporting Date	Apr 10, 2019			
Payment Date	Apr 23, 2019			
Period No	30			
Monthly Period	Mar 31, 2019			
Interest Period	From	Mar 20, 2019	to	Apr 23, 2019 = 34 days

**10. Outstanding note balance**

<b>3. Credit Enhancement</b>	Initial Period (in EUR)	Initial CE (in %)	Current Period (in EUR)	Current CE (in %)
Class A	1,000,000,000.00	7.50	111,293,612.69	55.43
Class B	75,300,000.00	0.50	75,300,000.00	23.74
Cash Reserve (+ Overcollateralisation)	5,379,959.75	0.00	56,423,130.07	0.00

"In its capacity as originator and lender, BMW Bank GmbH complies with the retention requirement of a material net economic interest in accordance with Art. 405 CRR. A minimum of 5.0% of the net economic interest will be retained throughout the life of the transaction in form of retention of the Class B Notes and the Subordinated Loan."

**4. Clean-Up Call Option**

If the aggregate outstanding principal balance has been reduced to less than 10% of the aggregate outstanding principal balance at the Issue Date, the seller will have the option under the receivables purchase Agreement to acquire all outstanding purchased receivables.

Aggregate outstanding principal balance at end of period (in EUR)	237,636,742.76
Clean-Up option exercisable	No

**Compartment German Auto Loans 5**  
**Monthly Investor Report**



Rolls-Royce  
Motor Cars Limited

Reporting Date	Apr 10, 2019			
Payment Date	Apr 23, 2019			
Period No	30			
Monthly Period	Mar 31, 2019			
Interest Period	From	Mar 20, 2019	to	Apr 23, 2019 = 34 days

**11. Original Principal Balance**

Initial Portfolio as of origination of contract

Group (in EUR) (by Original Principal Balance)	Original principal balance (in EUR)	Original Principal Balance (in % of total)	Number of Contracts	Number of Contracts (in % of total)
0.00 - 5,000.00	6,992,674.68	0.56	1,862	3.10
5.000,01 - 10.000,00	64,956,645.53	5.18	8,288	13.79
10.000,01 - 15.000,00	146,836,978.81	11.70	11,642	19.37
15.000,01 - 20.000,00	202,190,645.60	16.11	11,518	19.16
20.000,01 - 25.000,00	212,735,086.38	16.95	9,471	15.76
25.000,01 - 30.000,00	183,995,892.42	14.66	6,707	11.16
30.000,01 - 35.000,00	136,384,047.80	10.87	4,213	7.01
35.000,01 - 40.000,00	90,221,057.97	7.19	2,416	4.02
40.000,01 - 45.000,00	58,755,377.74	4.68	1,385	2.30
45.000,01 - 50.000,00	39,632,006.73	3.16	838	1.39
50.000,01 - 55.000,00	28,130,280.93	2.24	537	0.89
55.000,01 - 60.000,00	23,199,116.97	1.85	403	0.67
> 60.000,00	60,851,137.78	4.85	831	1.38
<b>Total</b>	<b>1,254,880,949.34</b>	<b>100.00</b>	<b>60,111</b>	<b>100.00</b>

Average:	20,876.06
Min:	1,049.00
Max:	200,000.00

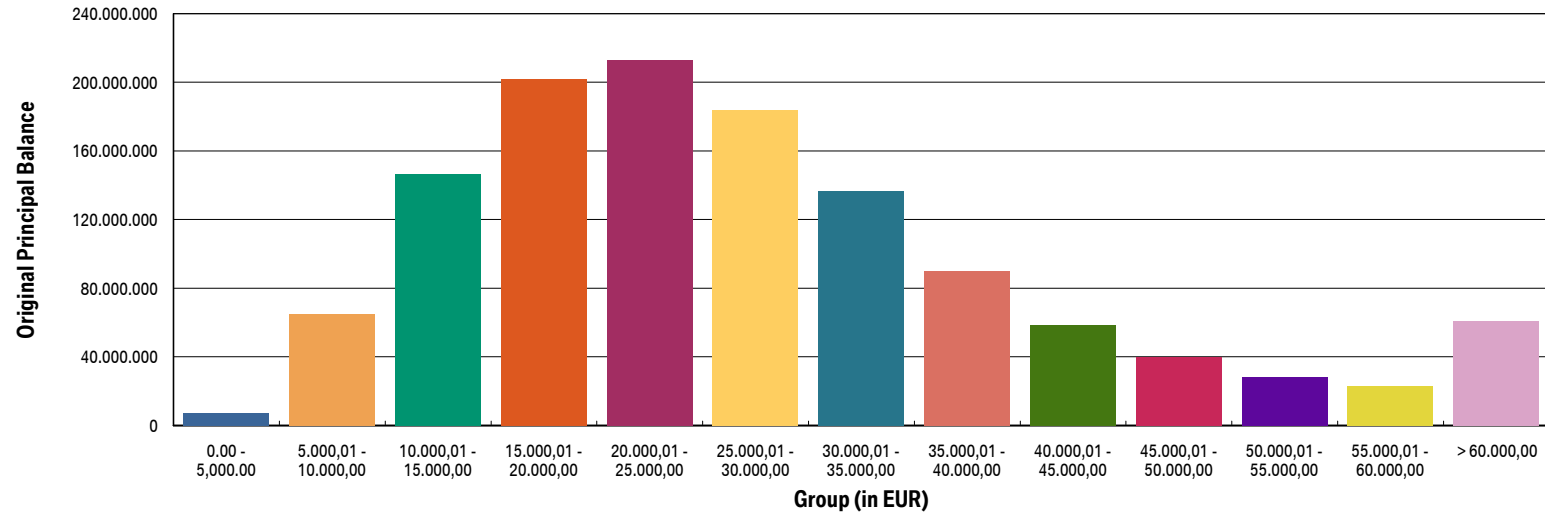
**Compartment German Auto Loans 5**  
**Monthly Investor Report**



Rolls-Royce  
 Motor Cars Limited

Reporting Date	Apr 10, 2019		
Payment Date	Apr 23, 2019		
Period No	30		
Monthly Period	Mar 31, 2019		
Interest Period	From	Mar 20, 2019	to Apr 23, 2019 = 34 days

**11a. Original Principal Balance (graph)**



**Compartment German Auto Loans 5**  
**Monthly Investor Report**



Rolls-Royce  
Motor Cars Limited

Reporting Date	Apr 10, 2019			
Payment Date	Apr 23, 2019			
Period No	30			
Monthly Period	Mar 31, 2019			
Interest Period	From	Mar 20, 2019	to	Apr 23, 2019 = 34 days

**12. Aggregate Principal Balance**

Initial Portfolio

Group (in EUR)	Aggregate Principal Balance (in EUR)	Aggregate Principal Balance (in % of total)	Number of Contracts	Number of Contracts (in % of total)
0.00 - 5,000.00	15,637,512.29	1.45	4,757	7.91
5.000,01 - 10.000,00	85,191,764.85	7.92	11,180	18.60
10.000,01 - 15.000,00	154,031,838.67	14.32	12,297	20.46
15.000,01 - 20.000,00	189,394,122.78	17.61	10,861	18.07
20.000,01 - 25.000,00	184,904,410.27	17.20	8,271	13.76
25.000,01 - 30.000,00	144,739,496.87	13.46	5,298	8.81
30.000,01 - 35.000,00	99,646,407.14	9.27	3,090	5.14
35.000,01 - 40.000,00	62,264,067.48	5.79	1,673	2.78
40.000,01 - 45.000,00	41,722,773.82	3.88	988	1.64
45.000,01 - 50.000,00	26,196,826.38	2.44	553	0.92
50.000,01 - 55.000,00	18,897,999.72	1.76	361	0.60
55.000,01 - 60.000,00	15,417,215.78	1.43	269	0.45
> 60.000,00	37,255,523.70	3.46	513	0.85
<b>Total</b>	<b>1,075,299,959.75</b>	<b>100.00</b>	<b>60,111</b>	<b>100.00</b>
Average:	17,888.57			
Min:	197.27			
Max:	187,245.56			

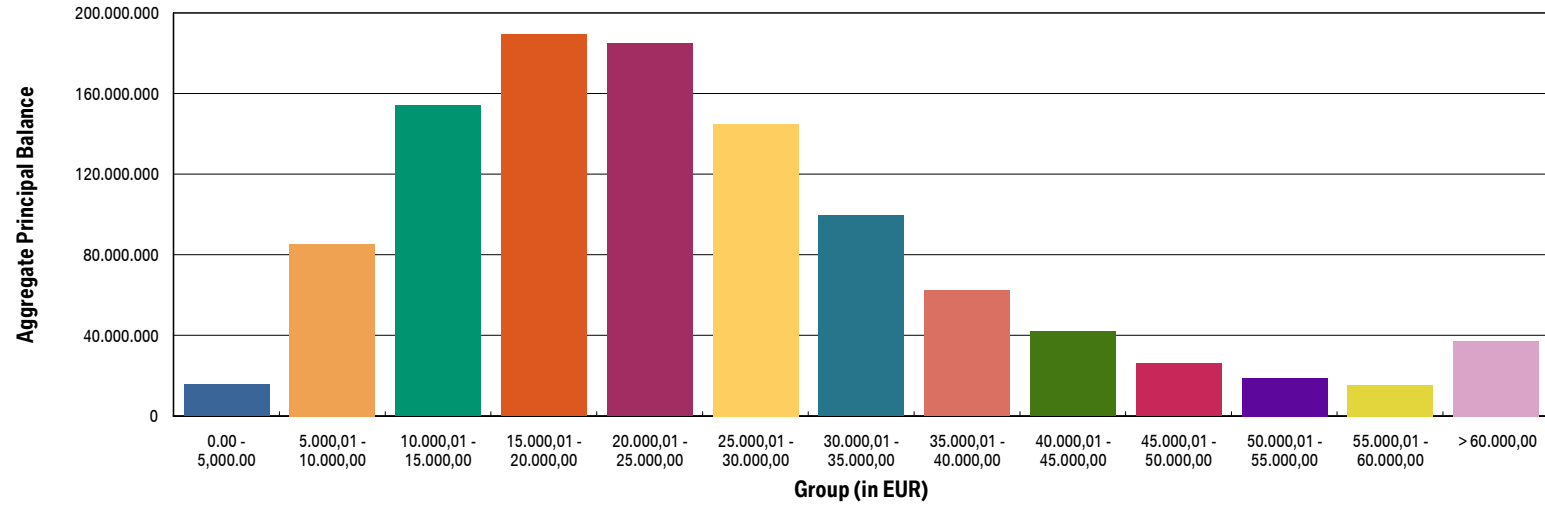


**Compartment German Auto Loans 5**  
**Monthly Investor Report**



Reporting Date	Apr 10, 2019		
Payment Date	Apr 23, 2019		
Period No	30		
Monthly Period	Mar 31, 2019		
Interest Period	From	Mar 20, 2019	to Apr 23, 2019 = 34 days

**12a. Aggregate Principal Balance (graph)**



**Compartment German Auto Loans 5**  
**Monthly Investor Report**



Rolls-Royce  
Motor Cars Limited

Reporting Date	Apr 10, 2019			
Payment Date	Apr 23, 2019			
Period No	30			
Monthly Period	Mar 31, 2019			
Interest Period	From	Mar 20, 2019	to	Apr 23, 2019 = 34 days

**13. Aggregate Outstanding Principal Balance**

Portfolio as of: Mar 31, 2019

Group (in EUR)	Aggregate Outstanding Principal Balance (in EUR)	Aggregate Outstanding Principal Balance (in % of total)	Number of Contracts	Number of Contracts (in % of total)
0.00 - 5,000.00	7,780,825.70	3.27	8,503	36.29
5,000,01 - 10,000,00	32,887,675.11	13.84	4,302	18.36
10,000,01 - 15,000,00	51,288,227.80	21.58	4,138	17.66
15,000,01 - 20,000,00	55,873,755.13	23.51	3,224	13.76
20,000,01 - 25,000,00	38,410,541.68	16.16	1,730	7.38
25,000,01 - 30,000,00	19,708,087.93	8.29	727	3.10
30,000,01 - 35,000,00	11,122,416.20	4.68	346	1.48
35,000,01 - 40,000,00	7,148,642.46	3.01	192	0.82
40,000,01 - 45,000,00	4,482,880.48	1.89	106	0.45
45,000,01 - 50,000,00	3,738,629.41	1.57	79	0.34
50,000,01 - 55,000,00	2,112,802.80	0.89	40	0.17
55,000,01 - 60,000,00	1,139,163.12	0.48	20	0.09
> 60,000,00	1,943,094.94	0.82	26	0.11
<b>Total</b>	<b>237,636,742.76</b>	<b>100.00</b>	<b>23,433</b>	<b>100.00</b>

WA:	10,141.12
Min:	0.00
Max:	126,370.42

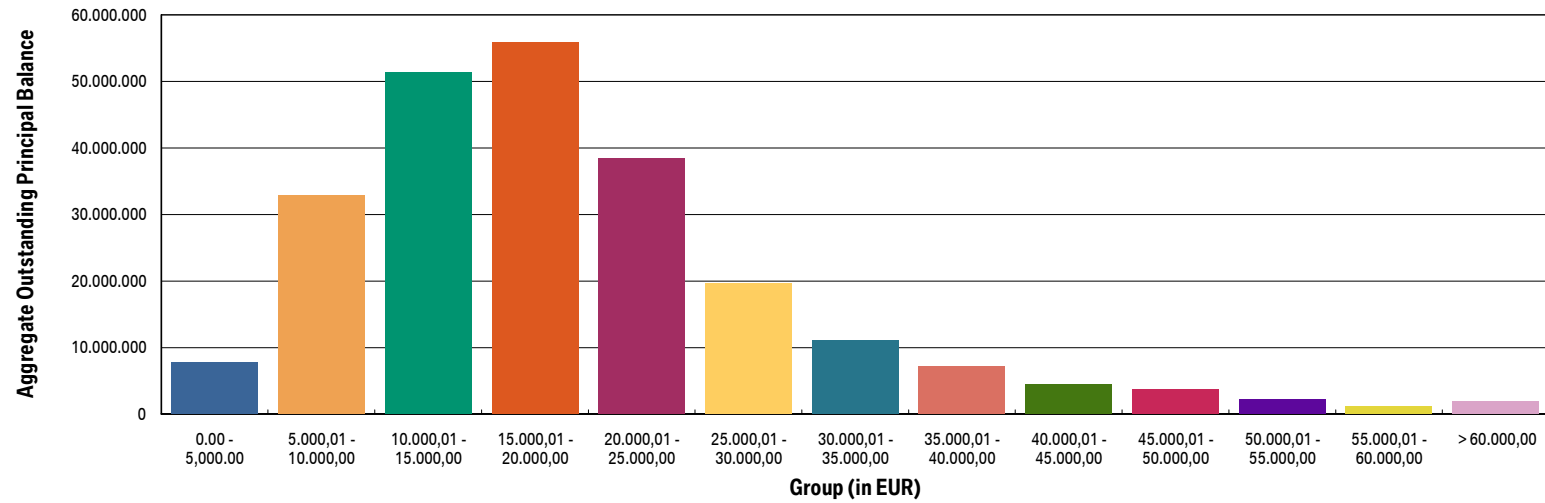
**Compartment German Auto Loans 5**  
**Monthly Investor Report**



Rolls-Royce  
 Motor Cars Limited

Reporting Date	Apr 10, 2019			
Payment Date	Apr 23, 2019			
Period No	30			
Monthly Period	Mar 31, 2019			
Interest Period	From	Mar 20, 2019	to	Apr 23, 2019 = 34 days

**13a. Aggregate Outstanding Principal Balance (graph)**



**Compartment German Auto Loans 5**  
**Monthly Investor Report**



Rolls-Royce  
Motor Cars Limited

Reporting Date	Apr 10, 2019				
Payment Date	Apr 23, 2019				
Period No	30				
Monthly Period	Mar 31, 2019				
Interest Period	From	Mar 20, 2019	to	Apr 23, 2019	= 34 days

**14. Down Payments**

Portfolio as of: Mar 31, 2019

Down Payment	Aggregate Outstanding Principal Balance (in EUR)	Aggregate Outstanding Principal Balance (in % of total)	Number of Contracts	Number of Contracts (in % of total)	Down Payment/ Purchase Price (in %)
No Down Payment	60,788,849.35	25.58	5,915	25.24	0.00
<=1000	5,753,051.91	2.42	638	2.72	4.17
1.000,01 - 2.000,00	13,611,828.27	5.73	1,473	6.29	8.59
2.000,01 - 3.000,00	16,677,052.02	7.02	1,824	7.78	12.31
3.000,01 - 4.000,00	14,398,747.96	6.06	1,578	6.73	15.96
4.000,01 - 5.000,00	24,356,921.02	10.25	2,448	10.45	17.76
5.000,01 - 6.000,00	13,574,970.44	5.71	1,334	5.69	20.05
6.000,01 - 7.000,00	12,237,912.41	5.15	1,189	5.07	21.82
7.000,01 - 8.000,00	11,184,275.13	4.71	1,122	4.79	24.10
8.000,01 - 9.000,00	6,215,757.75	2.62	611	2.61	25.49
9.000,01 - 10.000,00	18,130,625.69	7.63	1,640	7.00	26.49
10.000,01 - 11.000,00	4,029,991.67	1.70	348	1.49	26.02
11.000,01 - 12.000,00	5,434,591.97	2.29	493	2.10	28.99
12.000,01 - 13.000,00	4,167,388.73	1.75	352	1.50	28.65
13.000,01 - 14.000,00	2,766,969.40	1.16	255	1.09	31.88
14.000,01 - 15.000,00	6,999,485.53	2.95	636	2.71	33.88
> 15.000,00	17,308,323.51	7.28	1,577	6.73	39.77
<b>Total</b>	<b>237,636,742.76</b>	<b>100.00</b>	<b>23,433</b>	<b>100.00</b>	<b>16.21</b>

Minimum Down Payment:	85.00
Maximum Down Payment:	82,039.00
Average Down Payment:	5,724.15
Average Down Payment (customers that made a Down Payment):	7,656.92

**Compartment German Auto Loans 5**  
**Monthly Investor Report**



Rolls-Royce  
Motor Cars Limited

Reporting Date	Apr 10, 2019			
Payment Date	Apr 23, 2019			
Period No	30			
Monthly Period	Mar 31, 2019			
Interest Period	From	Mar 20, 2019	to	Apr 23, 2019 = 34 days

**15. Borrower Concentration**

Portfolio as of: Mar 31, 2019

Borrower (Top 20)	Aggregate Outstanding Principal Balance (in EUR)	Aggregate Outstanding Principal Balance (in % of total)	Number of Contracts	Number of Contracts (in % of total)
1	177,622.38	0.07	4	0.02
2	146,158.73	0.06	2	0.01
3	128,721.09	0.05	3	0.01
4	126,370.42	0.05	1	0.00
5	104,652.56	0.04	1	0.00
6	102,017.42	0.04	1	0.00
7	96,904.79	0.04	1	0.00
8	95,784.04	0.04	1	0.00
9	80,386.98	0.03	1	0.00
10	80,385.07	0.03	1	0.00
11	78,046.17	0.03	1	0.00
12	77,105.23	0.03	4	0.02
13	76,732.17	0.03	2	0.01
14	73,016.72	0.03	1	0.00
15	72,961.72	0.03	2	0.01
16	70,767.50	0.03	1	0.00
17	70,302.29	0.03	1	0.00
18	67,617.53	0.03	1	0.00
19	67,591.85	0.03	1	0.00
20	63,935.52	0.03	1	0.00
<b>Total</b>	<b>1,857,080.18</b>	<b>0.78</b>	<b>31</b>	<b>0.13</b>
<b>Total Portfolio Balance</b>	<b>237,636,742.76</b>			

**Compartment German Auto Loans 5**  
**Monthly Investor Report**



Reporting Date	Apr 10, 2019			
Payment Date	Apr 23, 2019			
Period No	30			
Monthly Period	Mar 31, 2019			
Interest Period	From	Mar 20, 2019	to	Apr 23, 2019 = 34 days

**16. Geographical Distribution**

Initial Portfolio

Post code area	Aggregate Principal Balance (in EUR)	Aggregate Principal Balance (in % of total)	Number of Contracts	Number of contracts (in % of total)
post code area 0	62,617,569.26	5.82	3,345	5.56
post code area 1	64,724,058.05	6.02	3,484	5.80
post code area 2	97,006,840.29	9.02	5,418	9.01
post code area 3	98,527,721.89	9.16	5,720	9.52
post code area 4	128,542,597.69	11.95	7,277	12.11
post code area 5	122,357,440.82	11.38	6,987	11.62
post code area 6	136,120,871.07	12.66	7,500	12.48
post code area 7	129,822,542.48	12.07	7,512	12.50
post code area 8	143,826,273.79	13.38	7,707	12.82
post code area 9	91,754,044.41	8.53	5,161	8.59
<b>Total</b>	<b>1,075,299,959.75</b>	<b>100.00</b>	<b>60,111</b>	<b>100.00</b>

**Compartment German Auto Loans 5**  
**Monthly Investor Report**



Rolls-Royce  
Motor Cars Limited

Reporting Date	Apr 10, 2019			
Payment Date	Apr 23, 2019			
Period No	30			
Monthly Period	Mar 31, 2019			
Interest Period	From	Mar 20, 2019	to	Apr 23, 2019 = 34 days

**16. Geographical Distribution**

Portfolio as of: Mar 31, 2019

Post code area	Aggregate Outstanding Principal Balance (in EUR)	Aggregate Outstanding Principal Balance (in % of total)	Number of Contracts	Number of Contracts (in % of total)
post code area 0	14,489,376.66	6.10	1,348	5.75
post code area 1	14,864,914.40	6.26	1,403	5.99
post code area 2	20,872,566.46	8.78	2,038	8.70
post code area 3	22,199,124.07	9.34	2,217	9.46
post code area 4	26,206,006.43	11.03	2,761	11.78
post code area 5	27,786,903.63	11.69	2,741	11.70
post code area 6	30,059,087.16	12.65	3,027	12.92
post code area 7	29,806,426.81	12.54	2,925	12.48
post code area 8	32,007,398.89	13.47	3,015	12.87
post code area 9	19,109,884.20	8.04	1,930	8.24
post code area Others	235,054.05	0.10	28	0.12
<b>Total</b>	<b>237,636,742.76</b>	<b>100.00</b>	<b>23,433</b>	<b>100.00</b>

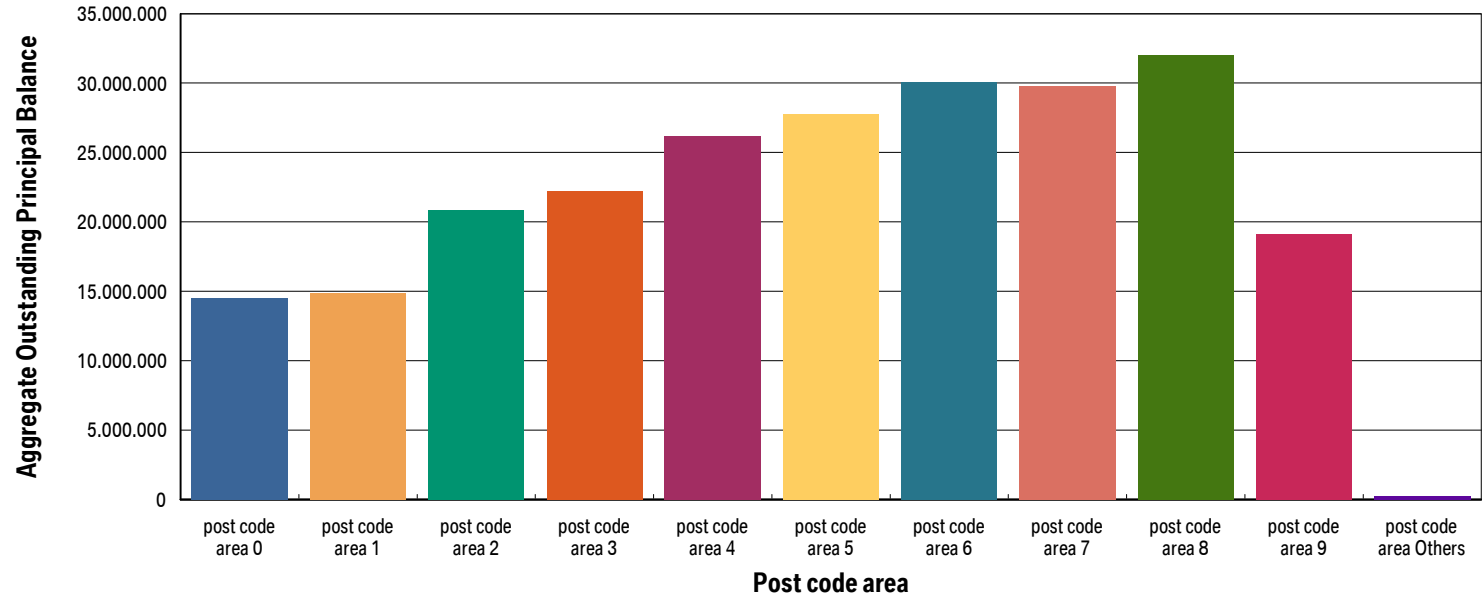
**Compartment German Auto Loans 5**  
**Monthly Investor Report**



Rolls-Royce  
Motor Cars Limited

Reporting Date	Apr 10, 2019			
Payment Date	Apr 23, 2019			
Period No	30			
Monthly Period	Mar 31, 2019			
Interest Period	From	Mar 20, 2019	to	Apr 23, 2019 = 34 days

**16a. Geographical Distribution (graph)**





**Compartment German Auto Loans 5**  
**Monthly Investor Report**



Rolls-Royce  
Motor Cars Limited

Reporting Date	Apr 10, 2019			
Payment Date	Apr 23, 2019			
Period No	30			
Monthly Period	Mar 31, 2019			
Interest Period	From	Mar 20, 2019	to	Apr 23, 2019 = 34 days

**17. Car Type & Customer Group**

Initial Portfolio

Car Type	Aggregate Principal Balance (in EUR)	Aggregate Principal Balance (in % of total)	Number of Contracts	Number of Contracts (in % of total)
New	501,246,255.90	46.61	21,802	36.27
Used	574,053,703.85	53.39	38,309	63.73
<b>Total</b>	<b>1,075,299,959.75</b>	<b>100.00</b>	<b>60,111</b>	<b>100.00</b>

Customer Group	Aggregate Principal Balance (in EUR)	Aggregate Principal Balance (in % of total)	Number of Contracts	Number of Contracts (in % of total)
Commercial	292,082,204.46	27.16	12,141	20.20
Private Individual	783,217,755.29	72.84	47,970	79.80
<b>Total</b>	<b>1,075,299,959.75</b>	<b>100.00</b>	<b>60,111</b>	<b>100.00</b>

**Compartment German Auto Loans 5**  
**Monthly Investor Report**



Rolls-Royce  
Motor Cars Limited

Reporting Date	Apr 10, 2019			
Payment Date	Apr 23, 2019			
Period No	30			
Monthly Period	Mar 31, 2019			
Interest Period	From	Mar 20, 2019	to	Apr 23, 2019 = 34 days

**17. Car Type & Customer Group**

Portfolio as of: Mar 31, 2019

Car Type	Aggregate Outstanding Principal Balance (in EUR)	Aggregate Outstanding Principal Balance (in % of total)	Number of Contracts	Number of Contracts (in % of total)
New	99,233,404.21	41.76	8,255	35.23
Used	138,403,338.55	58.24	15,178	64.77
<b>Total</b>	<b>237,636,742.76</b>	<b>100.00</b>	<b>23,433</b>	<b>100.00</b>

Customer Group	Aggregate Outstanding Principal Balance (in EUR)	Aggregate Outstanding Principal Balance (in % of total)	Number of Contracts	Number of Contracts (in % of total)
Commercial	57,080,382.81	24.02	4,311	18.40
Private Individual	180,556,359.95	75.98	19,122	81.60
<b>Total</b>	<b>237,636,742.76</b>	<b>100.00</b>	<b>23,433</b>	<b>100.00</b>

**Compartment German Auto Loans 5**  
**Monthly Investor Report**



Rolls-Royce  
Motor Cars Limited

Reporting Date	Apr 10, 2019			
Payment Date	Apr 23, 2019			
Period No	30			
Monthly Period	Mar 31, 2019			
Interest Period	From	Mar 20, 2019	to	Apr 23, 2019 = 34 days

**18. Delinquencies**

Initial Portfolio

Days past due	Aggregate Principal Balance (in EUR)	Aggregate Principal Balance (in % of total)	Number of Contracts	Number of Contracts (in % of total)
1 - 30	0.00	0.00	0	0.00
31 - 60	0.00	0.00	0	0.00
61 - 90	0.00	0.00	0	0.00
91 - 120	0.00	0.00	0	0.00
> 120	0.00	0.00	0	0.00
<b>Total</b>	<b>0.00</b>	<b>0.00</b>	<b>0</b>	<b>0.00</b>

Portfolio as of: Mar 31, 2019

Days past due	Aggregate Outstanding Principal Balance (in EUR)	Aggregate Outstanding Principal Balance (in % of total)	Number of Contracts	Number of Contracts (in % of total)
1 - 30	5,039,088.85	2.12	315	1.34
31 - 60	1,284,070.00	0.54	86	0.37
61 - 90	505,008.85	0.21	27	0.12
91 - 120	247,952.45	0.10	16	0.07
> 120	304,104.50	0.13	20	0.09
<b>Total</b>	<b>7,380,224.65</b>	<b>3.11</b>	<b>464</b>	<b>1.98</b>

**Compartment German Auto Loans 5**  
**Monthly Investor Report**



Rolls-Royce  
Motor Cars Limited

Reporting Date	Apr 10, 2019				
Payment Date	Apr 23, 2019				
Period No	30				
Monthly Period	Mar 31, 2019				
Interest Period	From	Mar 20, 2019	to	Apr 23, 2019	= 34 days

**18a. Delinquencies Analysis**

Monthly Period	Performing (in EUR)	31-60 days past due (in EUR)	61-90 days past due (in EUR)	91-120 days past due (in EUR)	>120 days past due (in EUR)
Oct - 16	1,050,465,864.65	0.00	0.00	0.00	0.00
Nov - 16	1,023,168,246.00	73,694.72	0.00	0.00	0.00
Dec - 16	991,189,256.94	773,609.52	25,355.68	0.00	0.00
Jan - 17	960,589,390.63	716,892.79	322,067.14	25,355.68	0.00
Feb - 17	931,192,969.16	667,682.73	82,782.59	137,186.88	25,355.68
Mar - 17	896,855,587.60	940,464.94	131,588.11	7,876.18	162,542.56
Apr - 17	865,832,054.58	1,118,085.96	444,027.66	75,267.03	145,063.06
May - 17	832,607,506.57	1,061,121.62	423,641.71	307,962.49	119,869.46
June - 17	800,546,797.86	1,036,925.52	602,947.47	289,431.30	210,879.46
July - 17	769,306,387.22	1,259,034.62	545,847.32	367,084.79	309,145.59
Aug - 17	739,845,101.64	1,023,053.29	507,725.30	269,339.21	561,371.65
Sept - 17	712,293,859.88	1,146,323.49	501,842.44	277,873.93	526,390.90
Oct - 17	684,853,799.32	875,518.50	542,497.21	395,360.84	467,685.91
Nov - 17	657,686,184.62	1,155,926.74	419,283.64	248,012.34	523,206.35
Dec - 17	631,240,622.75	1,356,281.63	345,889.66	282,993.91	440,506.51
Jan - 18	604,923,287.18	960,207.97	475,008.65	199,500.54	404,017.84
Feb - 18	578,831,482.33	992,621.09	512,566.25	189,176.77	255,408.35
Mar - 18	550,863,808.86	925,722.88	445,929.54	229,389.94	258,707.73
Apr - 18	522,595,400.35	1,000,695.48	418,552.34	205,905.13	233,707.72
May - 18	496,437,597.26	1,011,294.80	407,669.86	225,203.03	311,238.22
June - 18	468,608,888.67	952,948.61	432,485.51	268,954.09	222,630.27
July - 18	441,572,492.24	919,493.63	371,184.37	273,459.79	307,819.75
Aug - 18	417,906,385.80	878,398.70	344,764.72	252,139.98	329,930.10
Sept - 18	395,648,931.17	889,629.56	326,900.62	212,307.43	406,952.41
Oct - 18	372,258,829.52	937,151.72	261,851.62	209,422.17	265,491.51
Nov - 18	349,784,481.90	1,044,454.29	325,791.11	226,880.86	278,283.33

**Compartment German Auto Loans 5**  
**Monthly Investor Report**



Rolls-Royce  
Motor Cars Limited

Reporting Date	Apr 10, 2019				
Payment Date	Apr 23, 2019				
Period No	30				
Monthly Period	Mar 31, 2019				
Interest Period	From	Mar 20, 2019	to	Apr 23, 2019	= 34 days

**18a. Delinquencies Analysis**

Monthly Period	Performing (in EUR)	31-60 days past due (in EUR)	61-90 days past due (in EUR)	91-120 days past due (in EUR)	>120 days past due (in EUR)
Dec - 18	327,960,590.34	1,180,982.31	348,315.08	233,424.13	220,972.71
Jan - 19	305,388,162.75	1,119,481.60	369,735.60	226,585.28	236,503.47
Feb - 19	273,603,825.60	1,068,740.61	365,200.19	255,606.96	295,353.72
Mar - 19	235,295,606.96	1,284,070.00	505,008.85	247,952.45	304,104.50

**Compartment German Auto Loans 5**  
**Monthly Investor Report**



Rolls-Royce  
Motor Cars Limited

Reporting Date	Apr 10, 2019			
Payment Date	Apr 23, 2019			
Period No	30			
Monthly Period	Mar 31, 2019			
Interest Period	From	Mar 20, 2019	to	Apr 23, 2019 = 34 days

**19. Seasoning**

Initial Portfolio

Group (in months)	Aggregate Principal Balance (in EUR)	Aggregate Principal Balance (in % of total)	Number of Contracts	Number of Contracts (in % of total)
<= 6	513,461,995.51	47.75	25,739	42.82
> 6 - <= 12	226,923,217.37	21.10	12,091	20.11
> 12 - <= 24	222,568,634.78	20.70	13,792	22.94
> 24 - <= 36	93,678,838.18	8.71	6,697	11.14
> 36 - <= 42	10,978,926.39	1.02	1,006	1.67
> 42 - <= 48	4,808,691.72	0.45	486	0.81
> 48 - <= 53	2,879,655.80	0.27	300	0.50
> 53	0.00	0.00	0	0.00
<b>Total</b>	<b>1,075,299,959.75</b>	<b>100.00</b>	<b>60,111</b>	<b>100.00</b>

WA Seasoning (in months):	10.84
Min (in months):	3.00
Max (in months):	53.00

**Compartment German Auto Loans 5**  
**Monthly Investor Report**



Rolls-Royce  
Motor Cars Limited

Reporting Date	Apr 10, 2019			
Payment Date	Apr 23, 2019			
Period No	30			
Monthly Period	Mar 31, 2019			
Interest Period	From	Mar 20, 2019	to	Apr 23, 2019 = 34 days

**19. Seasoning**

Portfolio as of: Mar 31, 2019

Group (in months)	Aggregate Outstanding Principal Balance (in EUR)	Aggregate Outstanding Principal Balance (in % of total)	Number of Contracts	Number of Contracts (in % of total)
<= 6	0.00	0.00	0	0.00
> 6 - <= 12	0.00	0.00	0	0.00
> 12 - <= 24	0.00	0.00	0	0.00
> 24 - <= 36	181,990,689.04	76.58	15,956	68.09
> 36 - <= 42	33,247,096.99	13.99	4,720	20.14
> 42 - <= 48	12,703,731.98	5.35	1,418	6.05
> 48 - <= 53	4,478,488.86	1.88	575	2.45
> 53	5,216,735.89	2.20	764	3.26
<b>Total</b>	<b>237,636,742.76</b>	<b>100.00</b>	<b>23,433</b>	<b>100.00</b>

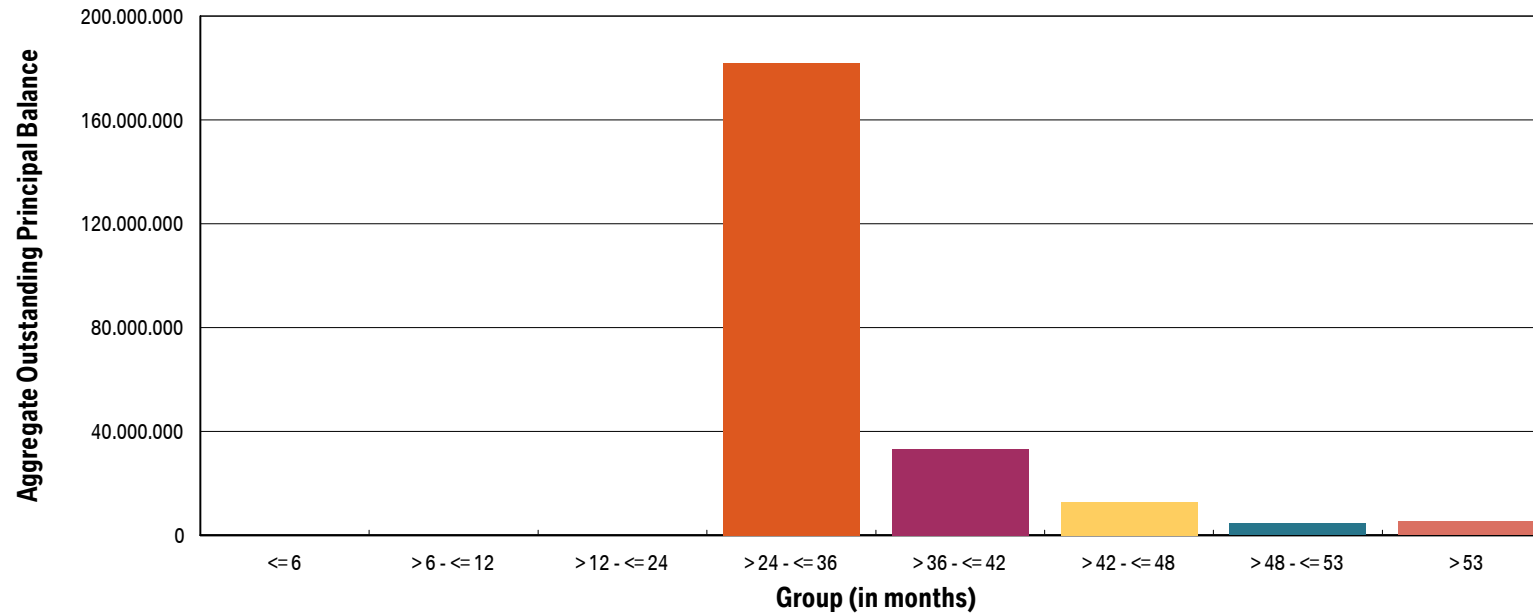
WA Seasoning (in months):	36.17
Min (in months):	33.00
Max (in months):	83.00

**Compartment German Auto Loans 5**  
**Monthly Investor Report**



Reporting Date	Apr 10, 2019				
Payment Date	Apr 23, 2019				
Period No	30				
Monthly Period	Mar 31, 2019				
Interest Period	From	Mar 20, 2019	to	Apr 23, 2019	= 34 days

**19a. Seasoning (graph)**





**Compartment German Auto Loans 5**  
**Monthly Investor Report**



Rolls-Royce  
Motor Cars Limited

Reporting Date	Apr 10, 2019			
Payment Date	Apr 23, 2019			
Period No	30			
Monthly Period	Mar 31, 2019			
Interest Period	From	Mar 20, 2019	to	Apr 23, 2019 = 34 days

**20. Remaining Term**

Initial Portfolio

Group (in months)	Aggregate Principal Balance (in EUR)	Aggregate Principal Balance (in % of total)	Number of Contracts	Number of Contracts (in % of total)
<= 6	20,798,111.35	1.93	2,129	3.54
> 6 - <= 12	62,043,913.58	5.77	5,270	8.77
> 12 - <= 24	216,926,052.89	20.17	14,643	24.36
> 24 - <= 36	461,531,199.46	42.92	23,125	38.47
> 36 - <= 42	68,695,580.55	6.39	3,896	6.48
> 42 - <= 48	86,831,785.01	8.08	4,327	7.20
> 48 - <= 53	45,890,323.30	4.27	2,001	3.33
> 53	112,582,993.61	10.47	4,720	7.85
<b>Total</b>	<b>1,075,299,959.75</b>	<b>100.00</b>	<b>60,111</b>	<b>100.00</b>

WA Remaining Term (in months):	31.83
Min (in months):	3.00
Max (in months):	60.00

**Compartment German Auto Loans 5**  
**Monthly Investor Report**



Rolls-Royce  
Motor Cars Limited

Reporting Date	Apr 10, 2019			
Payment Date	Apr 23, 2019			
Period No	30			
Monthly Period	Mar 31, 2019			
Interest Period	From	Mar 20, 2019	to	Apr 23, 2019 = 34 days

**20. Remaining Term**

Portfolio as of: Mar 31, 2019

Group (in months)	Aggregate Outstanding Principal Balance (in EUR)	Aggregate Outstanding Principal Balance (in % of total)	Number of Contracts	Number of Contracts (in % of total)
<= 6	107,224,241.23	45.12	14,003	59.76
> 6 - <= 12	24,662,011.82	10.38	2,330	9.94
> 12 - <= 24	65,393,910.77	27.52	4,679	19.97
> 24 - <= 36	40,356,578.94	16.98	2,421	10.33
> 36 - <= 42	0.00	0.00	0	0.00
> 42 - <= 48	0.00	0.00	0	0.00
> 48 - <= 53	0.00	0.00	0	0.00
> 53	0.00	0.00	0	0.00
<b>Total</b>	<b>237,636,742.76</b>	<b>100.00</b>	<b>23,433</b>	<b>100.00</b>

WA Remaining Term (in months):	11.50
Min (in months):	0.00
Max (in months):	30.00

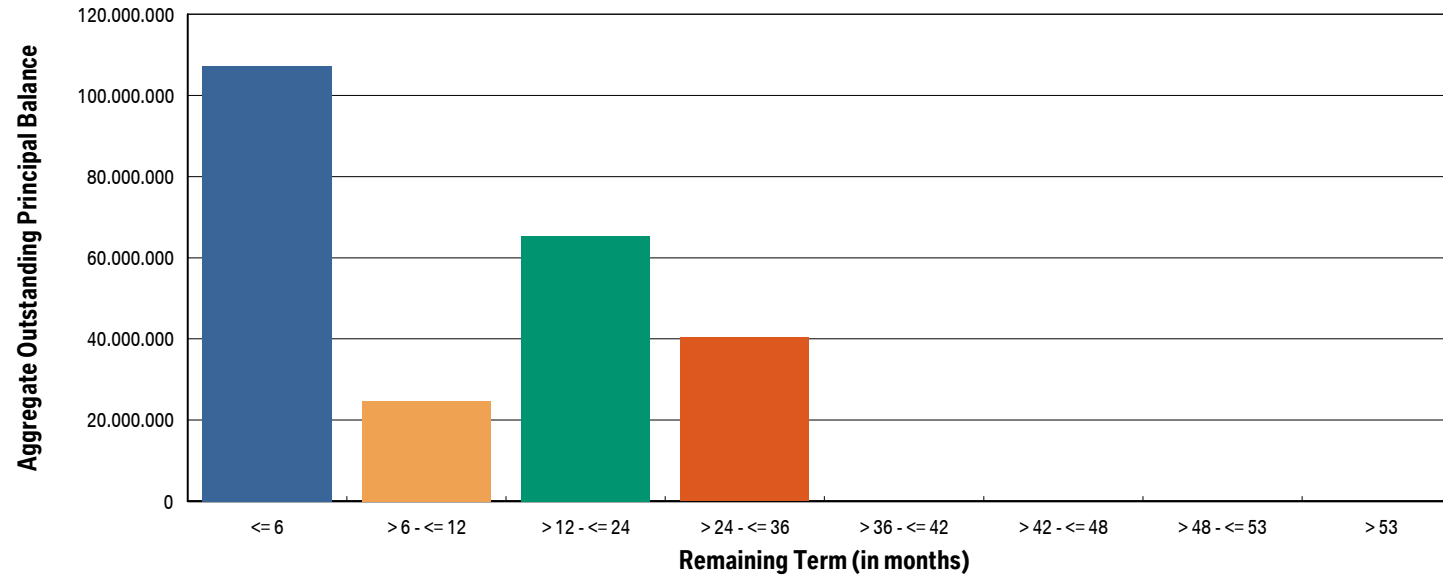
**Compartment German Auto Loans 5**  
**Monthly Investor Report**



Rolls-Royce  
 Motor Cars Limited

Reporting Date	Apr 10, 2019				
Payment Date	Apr 23, 2019				
Period No	30				
Monthly Period	Mar 31, 2019				
Interest Period	From	Mar 20, 2019	to	Apr 23, 2019	= 34 days

**20a. Remaining Term (graph)**



**Compartment German Auto Loans 5**  
**Monthly Investor Report**



Rolls-Royce  
Motor Cars Limited

Reporting Date	Apr 10, 2019			
Payment Date	Apr 23, 2019			
Period No	30			
Monthly Period	Mar 31, 2019			
Interest Period	From	Mar 20, 2019	to	Apr 23, 2019 = 34 days

**21. Original Term**

Initial Portfolio

Group (in months)	Aggregate Principal Balance (in EUR)	Aggregate Principal Balance (in % of total)	Number of Contracts	Number of Contracts (in % of total)
<= 6	0.00	0.00	0	0.00
> 6 - <= 12	755,642.02	0.07	247	0.41
> 12 - <= 24	40,304,275.47	3.75	4,425	7.36
> 24 - <= 36	623,602,005.18	57.99	33,569	55.85
> 36 - <= 42	6,532,424.98	0.61	499	0.83
> 42 - <= 48	163,854,877.82	15.24	9,826	16.35
> 48 - <= 53	877,754.24	0.08	56	0.09
> 53	239,372,980.04	22.26	11,489	19.11
<b>Total</b>	<b>1,075,299,959.75</b>	<b>100.00</b>	<b>60,111</b>	<b>100.00</b>

WA Original Term (in months):	42.67
Min (in months):	12.00
Max (in months):	96.00

**Compartment German Auto Loans 5**  
**Monthly Investor Report**



Rolls-Royce  
Motor Cars Limited

Reporting Date	Apr 10, 2019			
Payment Date	Apr 23, 2019			
Period No	30			
Monthly Period	Mar 31, 2019			
Interest Period	From	Mar 20, 2019	to	Apr 23, 2019 = 34 days

**21. Original Term**

Portfolio as of: Mar 31, 2019

Group (in months)	Aggregate Outstanding Principal Balance (in EUR)	Aggregate Outstanding Principal Balance (in % of total)	Number of Contracts	Number of Contracts (in % of total)
<= 6	0.00	0.00	0	0.00
> 6 - <= 12	0.00	0.00	0	0.00
> 12 - <= 24	35,493.99	0.01	25	0.11
> 24 - <= 36	95,736,378.48	40.29	11,588	49.45
> 36 - <= 42	1,368,083.21	0.58	208	0.89
> 42 - <= 48	50,418,972.80	21.22	4,951	21.13
> 48 - <= 53	240,780.19	0.10	28	0.12
> 53	89,837,034.09	37.80	6,633	28.31
<b>Total</b>	<b>237,636,742.76</b>	<b>100.00</b>	<b>23,433</b>	<b>100.00</b>

WA Original Term (in months):	47.65
Min (in months):	24.00
Max (in months):	96.00

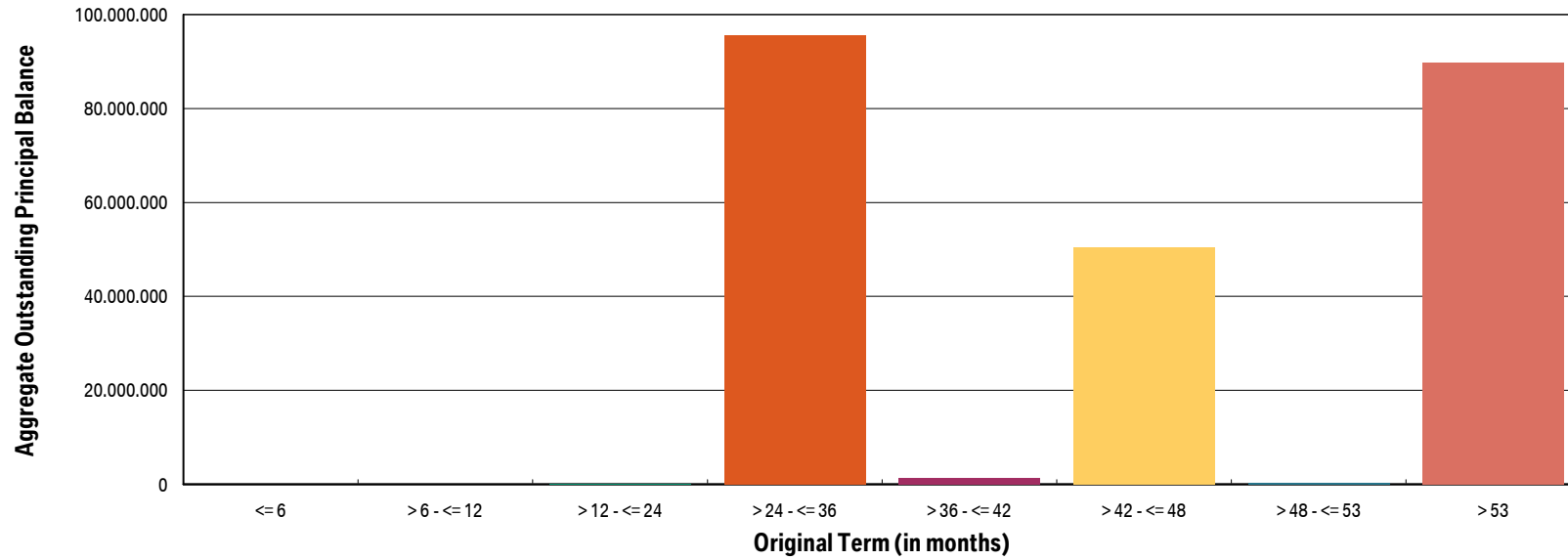
**Compartment German Auto Loans 5**  
**Monthly Investor Report**



Rolls-Royce  
 Motor Cars Limited

Reporting Date	Apr 10, 2019		
Payment Date	Apr 23, 2019		
Period No	30		
Monthly Period	Mar 31, 2019		
Interest Period	From	Mar 20, 2019	to Apr 23, 2019 = 34 days

**21a. Original Term (graph)**



**Compartment German Auto Loans 5**  
**Monthly Investor Report**



Rolls-Royce  
Motor Cars Limited

Reporting Date	Apr 10, 2019			
Payment Date	Apr 23, 2019			
Period No	30			
Monthly Period	Mar 31, 2019			
Interest Period	From	Mar 20, 2019	to	Apr 23, 2019 = 34 days

**22. Vehicle Class**

Initial Portfolio

Group	Aggregate Principal Balance (in EUR)	Aggregate Principal Balance (in % of total)	Number of Contracts	Number of Contracts (in % of total)
BMW 1 Series	146,672,405.77	13.64	11,296	18.79
BMW 2 Series	82,922,645.22	7.71	3,480	5.79
BMW 3 Series	164,357,045.23	15.28	10,198	16.97
BMW 4 Series	37,243,190.54	3.46	1,136	1.89
BMW 5 Series	136,534,367.43	12.70	6,542	10.88
BMW 6 Series	12,000,051.05	1.12	318	0.53
BMW 7 Series	20,499,531.87	1.91	703	1.17
BMW X1 Series	74,567,841.28	6.93	4,127	6.87
BMW X3 Series	68,158,284.25	6.34	3,068	5.10
BMW X4 Series	12,984,192.20	1.21	321	0.53
BMW X5 Series	55,219,912.04	5.14	1,733	2.88
BMW X6 Series	23,366,226.03	2.17	602	1.00
BMW Z Series	12,893,256.57	1.20	703	1.17
MINI	122,921,806.64	11.43	8,390	13.96
Non BMW Group Models (incl. Motorcycles)	32,726,810.87	3.04	2,657	4.42
Other BMW Group (incl. Motorcycles)	72,232,392.76	6.72	4,837	8.05
<b>Total</b>	<b>1,075,299,959.75</b>	<b>100.00</b>	<b>60,111</b>	<b>100.00</b>

**Compartment German Auto Loans 5**  
**Monthly Investor Report**



Rolls-Royce  
Motor Cars Limited

Reporting Date	Apr 10, 2019			
Payment Date	Apr 23, 2019			
Period No	30			
Monthly Period	Mar 31, 2019			
Interest Period	From	Mar 20, 2019	to	Apr 23, 2019 = 34 days

**22. Vehicle Class**

Portfolio as of: Mar 31, 2019

Group	Aggregate Outstanding Principal Balance (in EUR)	Aggregate Outstanding Principal Balance (in % of total)	Number of Contracts	Number of Contracts (in % of total)
BMW 1 Series	34,305,095.67	14.44	4,493	19.17
BMW 2 Series	26,477,050.56	11.14	1,970	8.41
BMW 3 Series	35,224,902.65	14.82	3,789	16.17
BMW 4 Series	9,063,026.99	3.81	522	2.23
BMW 5 Series	31,636,908.03	13.31	2,593	11.07
BMW 6 Series	3,610,746.91	1.52	158	0.67
BMW 7 Series	4,013,067.11	1.69	239	1.02
BMW X1 Series	15,390,776.74	6.48	1,638	6.99
BMW X3 Series	15,444,955.71	6.50	1,220	5.21
BMW X4 Series	2,722,461.42	1.15	130	0.55
BMW X5 Series	11,789,503.50	4.96	647	2.76
BMW X6 Series	5,441,591.96	2.29	244	1.04
BMW Z Series	2,584,543.89	1.09	248	1.06
BMW i Series	278,631.26	0.12	14	0.06
MINI	28,843,395.61	12.14	3,626	15.47
Non BMW Group Models (incl. Motorcycles)	7,519,437.86	3.16	952	4.06
Other BMW Group (incl. Motorcycles)	3,290,646.89	1.38	950	4.05
<b>Total</b>	<b>237,636,742.76</b>	<b>100.00</b>	<b>23,433</b>	<b>100.00</b>



**Compartment German Auto Loans 5**  
**Monthly Investor Report**



Rolls-Royce  
Motor Cars Limited

Reporting Date	Apr 10, 2019			
Payment Date	Apr 23, 2019			
Period No	30			
Monthly Period	Mar 31, 2019			
Interest Period	From	Mar 20, 2019	to	Apr 23, 2019 = 34 days

**23. Payment Type**

Initial Portfolio:

Group	Aggregate Principal Balance (in EUR)	Aggregate Principal Balance (in % of total)	Number of Contracts	Number of Contracts (in % of total)
Direct debit	1,072,751,732.87	99.76	59,957	99.74
Self payment	2,548,226.88	0.24	154	0.26
<b>Total</b>	<b>1,075,299,959.75</b>	<b>100.00</b>	<b>60,111</b>	<b>100.00</b>

Portfolio as of: Mar 31, 2019

Group	Aggregate Outstanding Principal Balance (in EUR)	Aggregate Outstanding Principal Balance (in % of total)	Number of Contracts	Number of Contracts (in % of total)
Direct debit	222,557,057.61	93.65	20,850	88.98
Self payment	15,079,685.15	6.35	2,583	11.02
<b>Total</b>	<b>237,636,742.76</b>	<b>100.00</b>	<b>23,433</b>	<b>100.00</b>

**Compartment German Auto Loans 5**  
**Monthly Investor Report**



Rolls-Royce  
 Motor Cars Limited

Reporting Date	Apr 10, 2019			
Payment Date	Apr 23, 2019			
Period No	30			
Monthly Period	Mar 31, 2019			
Interest Period	From	Mar 20, 2019	to	Apr 23, 2019 = 34 days

**24. Interest Rates**

		Weighted Average Nominal Interest Rate (in %)	
Aggregate Principal Balance (Initial)	1,075,299,959.75		3.53
Aggregate Outstanding Principal Balance	237,636,742.76		3.37

**Compartment German Auto Loans 5**  
**Monthly Investor Report**



Rolls-Royce  
Motor Cars Limited

Reporting Date	Apr 10, 2019			
Payment Date	Apr 23, 2019			
Period No	30			
Monthly Period	Mar 31, 2019			
Interest Period	From	Mar 20, 2019	to	Apr 23, 2019 = 34 days

**25. Credit Type**

Initial Portfolio

Credit Type	Aggregate Principal Balance (in EUR)	Aggregate Principal Balance (in % of total)	Number of Contracts	Number of Contracts (in % of total)
Balloon	1,060,074,871.58	98.58	57,636	95.88
Equal Instalment Loan	15,225,088.17	1.42	2,475	4.12
<b>Total</b>	<b>1,075,299,959.75</b>	<b>100.00</b>	<b>60,111</b>	<b>100.00</b>

Portfolio as of: Mar 31, 2019

Credit Type	Aggregate Outstanding Principal Balance (in EUR)	Aggregate Outstanding Principal Balance (in % of total)	Number of Contracts	Number of Contracts (in % of total)
Balloon	236,138,746.97	99.37	22,866	97.58
Equal Instalment Loan	1,497,995.79	0.63	567	2.42
<b>Total</b>	<b>237,636,742.76</b>	<b>100.00</b>	<b>23,433</b>	<b>100.00</b>

**Compartment German Auto Loans 5**  
**Monthly Investor Report**



Rolls-Royce  
Motor Cars Limited

Reporting Date	Apr 10, 2019			
Payment Date	Apr 23, 2019			
Period No	30			
Monthly Period	Mar 31, 2019			
Interest Period	From	Mar 20, 2019	to	Apr 23, 2019 = 34 days

**26. Contracts Per Customer**

Initial Portfolio :

Group	Aggregate Principal Balance (in EUR)	Aggregate Principal Balance (in % of total)	Number of Contracts	Number of Contracts (in % of total)
1	1,017,602,889.73	94.63	57,446	95.57
2 - 4	51,656,379.60	4.80	2,379	3.96
5 - 7	2,535,838.20	0.24	133	0.22
8 - 10	1,010,395.69	0.09	34	0.06
> 10	2,494,456.53	0.23	119	0.20
<b>Total</b>	<b>1,075,299,959.75</b>	<b>100.00</b>	<b>60,111</b>	<b>100.00</b>

Portfolio as of: Mar 31, 2019

Group	Aggregate Outstanding Principal Balance (in EUR)	Aggregate Outstanding Principal Balance (in % of total)	Number of Contracts	Number of Contracts (in % of total)
1	232,690,797.89	97.92	23,063	98.42
2 - 4	4,943,659.87	2.08	365	1.56
5 - 7	2,285.00	0.00	5	0.02
8 - 10	0.00	0.00	0	0.00
> 10	0.00	0.00	0	0.00
<b>Total</b>	<b>237,636,742.76</b>	<b>100.00</b>	<b>23,433</b>	<b>100.00</b>

**Compartment German Auto Loans 5**  
**Monthly Investor Report**



Rolls-Royce  
Motor Cars Limited

Reporting Date	Apr 10, 2019		
Payment Date	Apr 23, 2019		
Period No	30		
Monthly Period	Mar 31, 2019		
Interest Period	From	Mar 20, 2019	to Apr 23, 2019 = 34 days

**27. Amortisation**

Initial Portfolio

Period	Principal Balance (in EUR)
	1,075,299,959.75
1	1,060,386,536.06
2	1,045,426,599.52
3	1,026,524,829.90
4	1,007,855,953.55
5	988,686,108.16
6	967,785,992.11
7	946,194,178.56
8	923,515,218.64
9	901,472,839.78
10	878,059,167.42
11	856,341,784.93
12	834,355,646.06
13	811,456,793.04
14	790,219,649.31
15	768,583,336.56
16	747,367,096.70
17	724,682,607.23
18	700,065,405.54
19	673,439,291.74
20	648,989,076.41
21	623,439,136.21
22	596,069,967.45
23	571,980,335.04
24	548,230,253.84
25	524,914,708.88
26	503,309,658.01
27	479,758,473.01
28	459,530,956.11
29	417,248,019.52

Current Portfolio

Period	Principal Balance in EUR	Reduction in EUR
	237,636,742.76	
1	201,213,961.53	36,422,781.23
2	169,037,621.53	32,176,340.00
3	129,406,616.62	39,631,004.91
4	124,931,456.95	4,475,159.67
5	120,646,517.07	4,284,939.88
6	116,420,346.80	4,226,170.27
7	112,116,114.63	4,304,232.17
8	107,863,745.13	4,252,369.50
9	103,809,326.99	4,054,418.14
10	99,965,409.22	3,843,917.77
11	92,600,294.71	7,365,114.51
12	84,294,670.19	8,305,624.52
13	75,233,274.48	9,061,395.71
14	66,888,145.79	8,345,128.69
15	57,949,928.04	8,938,217.75
16	55,139,887.78	2,810,040.26
17	52,629,086.15	2,510,801.63
18	50,250,694.44	2,378,391.71
19	47,514,377.38	2,736,317.06
20	44,754,170.30	2,760,207.08
21	42,332,091.80	2,422,078.50
22	39,850,602.06	2,481,489.74
23	33,607,454.61	6,243,147.45
24	25,419,510.56	8,187,944.05
25	16,992,552.15	8,426,958.41
26	8,794,314.07	8,198,238.08
27	9,268.96	8,785,045.11
28	3,377.28	5,891.68
29	966.00	2,411.28

**Compartment German Auto Loans 5**  
**Monthly Investor Report**



Rolls-Royce  
Motor Cars Limited

Reporting Date	Apr 10, 2019		
Payment Date	Apr 23, 2019		
Period No	30		
Monthly Period	Mar 31, 2019		
Interest Period	From	Mar 20, 2019	to Apr 23, 2019 = 34 days

**27. Amortisation**

Initial Portfolio

Period	Principal Balance (in EUR)
30	368,110,583.56
31	315,883,732.10
32	266,971,426.53
33	207,605,891.99
34	199,995,423.62
35	192,652,298.34
36	185,570,957.79
37	178,252,601.50
38	171,226,550.03
39	164,203,833.86
40	157,860,640.63
41	145,432,969.52
42	132,451,308.60
43	118,294,874.77
44	104,799,700.84
45	91,436,580.53
46	86,948,391.53
47	82,655,660.97
48	78,735,516.85
49	74,089,415.13
50	69,538,105.32
51	65,370,908.76
52	61,561,880.36
53	50,953,560.47
54	38,628,975.62
55	25,461,519.43
56	13,413,160.21
57	13,091.22
58	4,532.28
59	1,245.01

Current Portfolio

Period	Principal Balance in EUR	Reduction in EUR
30	0.00	966.00
31	0.00	0.00
32	0.00	0.00
33	0.00	0.00
34	0.00	0.00
35	0.00	0.00
36	0.00	0.00
37	0.00	0.00
38	0.00	0.00
39	0.00	0.00
40	0.00	0.00
41	0.00	0.00
42	0.00	0.00
43	0.00	0.00
44	0.00	0.00
45	0.00	0.00
46	0.00	0.00
47	0.00	0.00
48	0.00	0.00
49	0.00	0.00
50	0.00	0.00
51	0.00	0.00
52	0.00	0.00
53	0.00	0.00
54	0.00	0.00
55	0.00	0.00
56	0.00	0.00
57	0.00	0.00
58	0.00	0.00
59	0.00	0.00

**Compartment German Auto Loans 5**  
**Monthly Investor Report**



Rolls-Royce  
 Motor Cars Limited

Reporting Date	Apr 10, 2019			
Payment Date	Apr 23, 2019			
Period No	30			
Monthly Period	Mar 31, 2019			
Interest Period	From	Mar 20, 2019	to	Apr 23, 2019 = 34 days

**27. Amortisation**

Initial Portfolio

Period	Principal Balance (in EUR)
60	0.00

Current Portfolio

Period	Principal Balance in EUR	Reduction in EUR
60	0.00	0.00

**Compartment German Auto Loans 5**  
**Monthly Investor Report**



Rolls-Royce  
 Motor Cars Limited

Reporting Date	Apr 10, 2019			
Payment Date	Apr 23, 2019			
Period No	30			
Monthly Period	Mar 31, 2019			
Interest Period	From	Mar 20, 2019	to	Apr 23, 2019 = 34 days

**28. Priority of Payments**

**Priority of Payments\***

Available Distribution Amount	+	44,003,294.77
Taxes	-	0.00
Trustee Payment	-	0.00
Senior Expenses	-	12,083.79
Swap Net Payment	-	503.60
Class A Interest	-	4,700.00
Class B Interest	-	71,113.32
Cash Reserve	-	5,380,000.00
Principal Class A	-	38,534,894.06
Principal Class B	-	0.00
Swap Termination Event	-	0.00
Subordinated Loan Interest	-	0.00
Subordinated Loan Principal	-	0.00
Seller	-	0.00

\*all Amounts in EUR



**Compartment German Auto Loans 5**  
**Monthly Investor Report**



Rolls-Royce  
Motor Cars Limited

Reporting Date	Apr 10, 2019			
Payment Date	Apr 23, 2019			
Period No	30			
Monthly Period	Mar 31, 2019			
Interest Period	From	Mar 20, 2019	to	Apr 23, 2019 = 34 days

**29. Transaction Costs**

	<b>Class A</b>	<b>Class B</b>	<b>Subordinated Loan</b>	<b>Total</b>
Senior Expenses				<b>12,083.79</b>
Interest accrued for the Period (in EUR)	<b>4,700.00</b>	<b>71,113.32</b>	<b>4,486.62</b>	<b>80,299.94</b>
Interest payments for the Period (in EUR)	<b>4,700.00</b>	<b>71,113.32</b>	<b>0.00</b>	<b>75,813.32</b>
Cumulative Interest Payments (in EUR)	<b>404,800.00</b>	<b>1,913,877.51</b>	<b>0.00</b>	<b>2,318,677.51</b>
Unpaid Interest for the Period (in EUR)	<b>0.00</b>	<b>0.00</b>	<b>4,486.62</b>	<b>4,486.62</b>
Cumulative Unpaid Interest (in EUR)	<b>0.00</b>	<b>0.00</b>	<b>120,250.48</b>	<b>120,250.48</b>

**Compartment German Auto Loans 5**  
**Monthly Investor Report**



Rolls-Royce  
Motor Cars Limited

Reporting Date	Apr 10, 2019			
Payment Date	Apr 23, 2019			
Period No	30			
Monthly Period	Mar 31, 2019			
Interest Period	From	Mar 20, 2019	to	Apr 23, 2019 = 34 days

**30. Ratings**

		Fitch	S&P	Moody's	DBRS
<b>Notes - current ratings</b>					
	Class A	AAA	N/A	Aaa	N/A
	Class B	N/A	N/A	N/A	N/A

			Fitch	S&P	Moody's	DBRS	Trigger Breached
<b>Transaction Parties - current ratings</b>							
	BMW AG	long term	N/A	A+	A1	A	no
		short term	N/A	A-1	P-1	N/A	no
<b>Issuer Account Bank:</b>	Elavon Financial Services Limited, UK Branch	long term	AA-	AA-	Aa2	N/A	no
		short term	F1+	A-1+	P-1	N/A	no
<b>Swap Provider:</b>	Lloyds Bank Corporate Markets plc	long term	A+	A	Aa3	A	no
		short term	F1	A-1	P-1	R-1 M	no
<b>Calculation Agent:</b>	Elavon Financial Services Limited, UK Branch	long term	AA-	AA-	Aa2	N/A	no
		short term	F1+	A-1+	P-1	N/A	no
<b>Trustee:</b>	U.S. Bank Trustees Limited	long term	AA-	A+	A1	N/A	no
		short term	F1+	A-1	P-1	N/A	no

			Fitch	S&P	Moody's	DBRS
<b>Transaction Parties - required ratings</b>						
	BMW AG	long term	N/A	N/A	A2	N/A
		short term	N/A	N/A	P-1	N/A
<b>Issuer Account Bank:</b>	Elavon Financial Services Limited, UK Branch	long term	A	N/A	A2	N/A
		short term	F1	N/A	P-1	N/A
<b>Swap Provider:</b>	Lloyds Bank Corporate Markets plc	long term	A	N/A	Baa1	N/A
		short term	F1	N/A	N/A	N/A

**Compartment German Auto Loans 5**  
**Monthly Investor Report**



Rolls-Royce  
Motor Cars Limited

Reporting Date	Apr 10, 2019			
Payment Date	Apr 23, 2019			
Period No	30			
Monthly Period	Mar 31, 2019			
Interest Period	From	Mar 20, 2019	to	Apr 23, 2019 = 34 days

**31. Swap Counterparty Data**

<b>Swap Counterparty Data</b>	
Swap counterparty provider	Lloyds Bank PLC
Swap termination event	No

<b>Swap Data</b>	
Swap type	Fixed floating interest rate swap
Notional amount (in EUR)	149,828,506.75
Fixed rate (in %)	-0.4119
Floating rate (Euribor in %)	-0.3670
Net swap payments (in EUR) (- from SPV / + to SPV)	-503.60