



Bavarian Sky S.A., Compartment German Auto Loans 5

Monthly Investor Report - February 2019

**BMW
GROUP**



Rolls-Royce
Motor Cars Limited

Compartment German Auto Loans 5

Monthly Investor Report



Rolls-Royce
Motor Cars Limited

Reporting Date	Mar 11, 2019
Payment Date	Mar 20, 2019
Period No	29
Monthly Period	Feb 28, 2019
Interest Period	From Feb 20, 2019 to Mar 20, 2019 = 28 days

Index

1. Contact Information
2. Reporting Contact Details
3. Counterparty History
4. Overview Dates
5. Portfolio Information
6. Reserves
7. Performance Data
8. Defaulted Amount & Recovery Amount
9. Defaulted Amount & Recovery Amount - Loan Level Data
10. Outstanding Note Balance
11. Original Principal Balance
12. Aggregate Principal Balance
13. Aggregate Outstanding Principal Balance
14. Down Payments
15. Borrower Concentration
16. Geographical Distribution
17. Car Type & Customer Group
18. Delinquencies
19. Seasoning
20. Remaining Term
21. Original Term
22. Vehicle Class
23. Payment Type
24. Interest Rates
25. Credit Type
26. Contracts per Customer
27. Amortisation
28. Priority of Payments
29. Transaction Costs
30. Ratings
31. Swap Counterparty Data

Compartment German Auto Loans 5

Monthly Investor Report



Reporting Date	Mar 11, 2019
Payment Date	Mar 20, 2019
Period No	29
Monthly Period	Feb 28, 2019
Interest Period	From Feb 20, 2019 to Mar 20, 2019 = 28 days

1. Contact Information

Transaction Parties

Issuer: **Bavarian Sky S.A.**
Acting in respect of its Compartment German Auto Loans 5
2a, rue Nicolas Bové
L-1253 Luxembourg
Luxembourg
Attn.: Valérie Schleimer
valerie.schleimer@intertrustgroup.com
+352 26 563171

Corporate Administrator: **Intertrust (Luxembourg) S.à r.l.**
6, Rue Eugène Ruppert
L-2453 Luxembourg
Luxembourg
Attn.: Valérie Schleimer
valerie.schleimer@intertrustgroup.com
+352 26 44 91

Originator/Service: **BMW Bank GmbH**
Heidemannstrasse 164
80939 Munich
Germany
Attn.: Antoun Zakhour
abs.bmwgroup@bmw.de
+49-89-382-61467
Attn.: Michael Dalchow
abs.bmwgroup@bmw.de
+49-89-382-53070

Compartment German Auto Loans 5 Monthly Investor Report



Rolls-Royce
Motor Cars Limited

Reporting Date	Mar 11, 2019
Payment Date	Mar 20, 2019
Period No	29
Monthly Period	Feb 28, 2019
Interest Period	From Feb 20, 2019 to Mar 20, 2019 = 28 days

1. Contact Information

Transaction Parties

Calculation Agent/Paying Agent/

Elavon Financial Services Limited, UK Branch

125 Old Broad Street, 5th Floor
EC2N 1AR London
United Kingdom
Attn.: Structured Finance Relationship Management
mbs.relationship.management@usbank.com

Trustee:

U.S. Bank Trustees Limited

125 Old Broad Street 5th Floor
EC2N 1AR London
United Kingdom
Attn.: Structured Finance Relationship Management
mbs.relationship.management@usbank.com; chris.yates1@usbank.com
+44 207 330 2144

Issuer Account Bank:

Elavon Financial Services Limited, UK Branch

125 Old Broad Street, 5th Floor
EC2N 1AR London
United Kingdom
Attn.: Structured Finance Relationship Management
mbs.relationship.management@usbank.com

Compartment German Auto Loans 5

Monthly Investor Report



Rolls-Royce
Motor Cars Limited

Reporting Date	Mar 11, 2019
Payment Date	Mar 20, 2019
Period No	29
Monthly Period	Feb 28, 2019
Interest Period	From Feb 20, 2019 to Mar 20, 2019 = 28 days

1. Contact Information

Transaction Parties

Data Trustee:

Intertrust Trustees Limited

35 Great St. Helen's
EC3A 6AP London
United Kingdom
Attn.: The Directors
IntertrustTrustees-uk@intertrustgroup.com
+44 20 73986300

Swap Counterparty:

Lloyds Bank Corporate Markets plc

33 Old Broad Street
EC2N 1HZ London
United Kingdom
WBMDerivativesClientSupport@Lloydsbanking.com

Rating Agencies:

Fitch Ratings Ltd

30 North Colonnade, Canary Wharf
E14 5GN London
United Kingdom
ABSsurveillance@fitchratings.com

Moody's Investors Service Limited

One Canada Square, Canary Wharf
E14 5FH London
United Kingdom
monitor.abs@moodys.com

Compartment German Auto Loans 5

Monthly Investor Report



Rolls-Royce
Motor Cars Limited

Reporting Date	Mar 11, 2019
Payment Date	Mar 20, 2019
Period No	29
Monthly Period	Feb 28, 2019
Interest Period	From Feb 20, 2019 to Mar 20, 2019 = 28 days

2. Reporting Contact Details

Contact for Servicer Report (Portfolio related information in Investor Report)

Contact for Investor Reporting:

BMW Bank GmbH

Heidemannstrasse 164
80939 Munich
Germany

Attn.: Antoun Zakhour
abs.bmwgroup@bmw.de
+49-89-382-61467

Attn.: Michael Dalchow
abs.bmwgroup@bmw.de
+49-89-382-53070

Calculation Agent:

Elavon Financial Services Limited, UK Branch

125 Old Broad Street, 5th Floor
EC2N 1AR London
United Kingdom

Attn. Structured Finance Relationship Management
mbs.relationship.management@usbank.com

Compartment German Auto Loans 5

Monthly Investor Report



Reporting Date	Mar 11, 2019
Payment Date	Mar 20, 2019
Period No	29
Monthly Period	Feb 28, 2019
Interest Period	From Feb 20, 2019 to Mar 20, 2019 = 28 days

3. Counterparty History

Replacement Party to be added if applicable

Compartment German Auto Loans 5
Monthly Investor Report



Rolls-Royce
 Motor Cars Limited

Reporting Date	Mar 11, 2019		
Payment Date	Mar 20, 2019		
Period No	29		
Monthly Period	Feb 28, 2019		
Interest Period	From	Feb 20, 2019	to Mar 20, 2019 = 28 days

4. Overview Dates

Initial Cut-Off Date:	30/09/2016		
Issue Date:	20/10/2016	Legal Maturity Date:	20/10/2023
Reporting Date	11/03/2019		
Investor Reporting Date	18/03/2019		
Interest Determination Date	18/02/2019		
Reporting Frequency:	monthly		
Monthly Period No. (since Issue Date):	29	(since Issue Date)	
Payment Date:	20/03/2019		
Next Payment Date	23/04/2019		
Monthly Period:	01/02/2019	until	28/02/2019

Compartment German Auto Loans 5
Monthly Investor Report



Reporting Date	Mar 11, 2019			
Payment Date	Mar 20, 2019			
Period No	29			
Monthly Period	Feb 28, 2019			
Interest Period	From	Feb 20, 2019	to	Mar 20, 2019 = 28 days

5. Portfolio Information

	current period	prior period
Outstanding receivables in EUR	Aggregate outstanding principal balance	Aggregate outstanding principal balance
Beginning of period in EUR	307,340,468.70	329,944,284.57
Scheduled principal payments in EUR	22,755,406.50	13,233,647.30
Prepayment* principal in EUR	8,310,662.97	8,869,884.70
Prepayments* number of contracts	579	605
Repurchases* principal in EUR	583,444.92	366,433.73
Repurchases* number of contracts	33	21
Total principal collections in EUR	31,649,514.39	22,469,965.73
Total interest collections in EUR	834,664.18	900,767.99
Defaulted Amounts in EUR	159,201.41	260,464.37
Recoveries in EUR	56,974.18	126,614.23
Late Recoveries in EUR	23,013.08	14,220.14
End of Period in EUR	275,588,727.08	307,340,468.70
Current prepayment rate (annualised) in %	29.93	28.88

* Prepayments are defined as all contracts that are early settled by the borrower and repurchases are defined as all contracts that are repurchased due to modification of contract.

Compartment German Auto Loans 5
Monthly Investor Report



Rolls-Royce
Motor Cars Limited

Reporting Date	Mar 11, 2019			
Payment Date	Mar 20, 2019			
Period No	29			
Monthly Period	Feb 28, 2019			
Interest Period	From	Feb 20, 2019	to	Mar 20, 2019 = 28 days

6. Reserves

Aggregate outstanding notes balance

Initial outstanding notes balance in EUR 1,075,300,000.00

Cash Reserve	in EUR
Outstanding cash reserve beginning of period	5,380,000.00
Interest on cash reserve - previous period	0.00
Required cash reserve	5,380,000.00
Outstanding cash reserve end of period	5,380,000.00

Triggers*								
Reserves	Current ratio	Trigger	Required Rating BMW AG				Trigger Breach	
			Fitch	S&P	Moody's	DBRS		
Commingling Reserve			Long Term	A	N/A	A2	N/A	no
			Short Term	F1	N/A	P-1	N/A	no

* Breach of one of these triggers in conjunction with any other event as set out in the Servicing Agreement and / or the Receivables Purchase Agreement will oblige BMW Bank GmbH to post additional cash collateral. The Reserves will be adjusted on a monthly basis and shall be deposited in the Issuer Account and exclusively reserved to cover risks.

Commingling Reserve	in EUR
Outstanding Commingling Reserve end of period	0.00

Set-Off Risk (current ratio): 0,01%

Compartment German Auto Loans 5
Monthly Investor Report



Rolls-Royce
Motor Cars Limited

Reporting Date	Mar 11, 2019		
Payment Date	Mar 20, 2019		
Period No	29		
Monthly Period	Feb 28, 2019		
Interest Period	From	Feb 20, 2019	to Mar 20, 2019 = 28 days

7. Performance Data

Aggregate outstanding notes balance

Beginning of period (in EUR)	257,571,883.58
End of period (in EUR)	225,128,506.75

Ratios

31- 60 days past due

	(in EUR)	(in %)
31- 60 days past due period before previous period	1,180,982.31	0.36
31- 60 days past due previous period	1,119,481.60	0.36
31- 60 days past due current period	1,068,740.61	0.39

61- 90 days past due

	(in EUR)	(in %)
61- 90 days past due period before previous period	348,315.08	0.11
61- 90 days past due previous period	369,735.60	0.12
61- 90 days past due current period	365,200.19	0.13

Cumulative net loss ratio

	Current ratio
Cumulative net loss ratio (in %)	0.33

Compartment German Auto Loans 5

Monthly Investor Report



Rolls-Royce
Motor Cars Limited

Reporting Date	Mar 11, 2019
Payment Date	Mar 20, 2019
Period No	29
Monthly Period	Feb 28, 2019
Interest Period	From Feb 20, 2019 to Mar 20, 2019 = 28 days

7. Performance Data

Performance data	
Number of contracts being 31 - 60 days delinquent	64
Number of contracts being 61 - 90 days delinquent	25
Balance of contracts being 31 - 60 days delinquent (in EUR)	1,068,740.61
Balance of contracts being 61 - 90 days delinquent (in EUR)	365,200.19
Defaulted amounts (in EUR)	159.201
Cumulative defaulted amounts (in EUR)	7.673.886
Recoveries (in EUR)	56,974.18
Cumulative recoveries (in EUR)	4,117,496.58

Compartment German Auto Loans 5
Monthly Investor Report



Rolls-Royce
Motor Cars Limited

Reporting Date	Mar 11, 2019			
Payment Date	Mar 20, 2019			
Period No	29			
Monthly Period	Feb 28, 2019			
Interest Period	From	Feb 20, 2019	to	Mar 20, 2019 = 28 days

8. Defaulted Amount & Recovery Amount

(as at end of Monthly Period)

Collection Period	No. of Defaulted Agreements in Collection Period	Defaulted Amount in Collection Period (in EUR)	Cumulative Defaulted Amount since Initial Cut-Off Date (in EUR)	Cumulative Amount of Purchased Receivables (in EUR)	Cumulative Default Ratio (in %)	Recovery Amount in Collection Period (in EUR)	Cumulative Recoveries since Initial Cut-Off Date (in EUR)	Cumulative Net Losses (in EUR)	Cumulative Net Loss Ratio (in %)
Sept - 16	0	n/a	n/a	1,075,299,960.00	n/a	n/a	n/a	n/a	n/a
Oct - 16	12	54.97	54.97	1,075,299,960.00	0.00	0.00	0.00	55.00	0.00
Nov - 16	9	47.02	101.99	1,075,299,960.00	0.00	0.00	0.00	102.00	0.00
Dec - 16	18	49,451.84	49,553.83	1,075,299,960.00	0.00	419.76	419.76	49,134.00	0.00
Jan - 17	20	64,574.57	114,128.40	1,075,299,960.00	0.01	46,042.72	46,462.48	67,666.00	0.01
Feb - 17	19	128,515.72	242,644.12	1,075,299,960.00	0.02	85,561.07	132,023.55	110,621.00	0.01
Mar - 17	34	190,843.53	433,487.65	1,075,299,960.00	0.04	121,239.60	253,263.15	180,225.00	0.02
Apr - 17	17	130,432.12	563,919.77	1,075,299,960.00	0.05	84,685.97	337,949.12	225,971.00	0.02
May - 17	25	158,809.81	722,729.58	1,075,299,960.00	0.07	103,854.85	441,803.97	280,926.00	0.03
June - 17	25	337,181.73	1,059,911.31	1,075,299,960.00	0.10	164,290.18	606,094.15	453,817.00	0.04
July - 17	23	283,651.22	1,343,562.53	1,075,299,960.00	0.12	205,426.21	811,520.36	532,042.00	0.05
Aug - 17	32	357,283.94	1,700,846.47	1,075,299,960.00	0.16	214,193.98	1,025,714.34	675,132.00	0.06
Sept - 17	37	362,834.88	2,063,681.35	1,075,299,960.00	0.19	180,755.82	1,206,470.16	857,211.00	0.08
Oct - 17	36	299,389.29	2,363,070.64	1,075,299,960.00	0.22	107,556.17	1,314,026.33	1,049,044.00	0.10
Nov - 17	33	444,395.95	2,807,466.59	1,075,299,960.00	0.26	160,879.94	1,474,906.27	1,332,560.00	0.12
Dec - 17	33	412,367.37	3,219,833.96	1,075,299,960.00	0.30	194,108.59	1,669,014.86	1,550,819.00	0.14
Jan - 18	32	451,295.14	3,671,129.10	1,075,299,960.00	0.34	235,162.92	1,904,177.78	1,766,951.00	0.16
Feb - 18	29	574,350.31	4,245,479.41	1,075,299,960.00	0.39	326,748.35	2,230,926.13	2,014,553.00	0.19
Mar - 18	40	497,542.60	4,743,022.01	1,075,299,960.00	0.44	328,291.40	2,559,217.53	2,183,804.00	0.20
Apr - 18	33	466,515.32	5,209,537.33	1,075,299,960.00	0.48	253,070.90	2,812,288.43	2,397,249.00	0.22
May - 18	22	271,883.37	5,481,420.70	1,075,299,960.00	0.51	158,270.91	2,970,559.34	2,510,861.00	0.23
June - 18	45	289,428.15	5,770,848.85	1,075,299,960.00	0.54	151,427.75	3,121,987.09	2,648,862.00	0.25
July - 18	28	211,579.61	5,982,428.46	1,075,299,960.00	0.56	147,862.32	3,269,849.41	2,712,579.00	0.25
Aug - 18	24	233,493.82	6,215,922.28	1,075,299,960.00	0.58	147,157.67	3,417,007.08	2,798,915.00	0.26
Sept - 18	24	260,376.86	6,476,299.14	1,075,299,960.00	0.60	150,155.26	3,567,162.34	2,909,137.00	0.27
Oct - 18	36	333,840.55	6,810,139.69	1,075,299,960.00	0.63	137,231.46	3,704,393.80	3,105,746.00	0.29
Nov - 18	23	210,954.41	7,021,094.10	1,075,299,960.00	0.65	150,146.35	3,854,540.15	3,166,554.00	0.29

Compartment German Auto Loans 5
Monthly Investor Report



Rolls-Royce
Motor Cars Limited

Reporting Date	Mar 11, 2019				
Payment Date	Mar 20, 2019				
Period No	29				
Monthly Period	Feb 28, 2019				
Interest Period	From	Feb 20, 2019	to	Mar 20, 2019	= 28 days

8. Defaulted Amount & Recovery Amount

(as at end of Monthly Period)

Collection Period	No. of Defaulted Agreements in Collection Period	Defaulted Amount in Collection Period (in EUR)	Cumulative Defaulted Amount since Initial Cut-Off Date (in EUR)	Cumulative Amount of Purchased Receivables (in EUR)	Cumulative Default Ratio (in %)	Recovery Amount in Collection Period (in EUR)	Cumulative Recoveries since Initial Cut-Off Date (in EUR)	Cumulative Net Losses (in EUR)	Cumulative Net Loss Ratio (in %)
Dec - 18	22	233,126.44	7,254,220.54	1,075,299,960.00	0.67	79,368.02	3,933,908.17	3,320,312.00	0.31
Jan - 19	26	260,464.37	7,514,684.91	1,075,299,960.00	0.70	126,614.23	4,060,522.40	3,454,163.00	0.32
Feb - 19	32	159,201.41	7,673,886.32	1,075,299,960.00	0.71	56,974.18	4,117,496.58	3,556,390.00	0.33

Compartment German Auto Loans 5
Monthly Investor Report



Rolls-Royce
Motor Cars Limited

Reporting Date	Mar 11, 2019			
Payment Date	Mar 20, 2019			
Period No	29			
Monthly Period	Feb 28, 2019			
Interest Period	From	Feb 20, 2019	to	Mar 20, 2019 = 28 days

9. Defaulted Amount & Recovery Amount - Loan Level Data*

	Month / Year of Default	Month / Year of Loan Origination	Principal Balance (Initial in EUR)	Principal Balance of Loan at Default (in EUR)	Recovery Total (in EUR)	Principal Balance End of Period (in EUR)	Object Type (new / used)	Vehicle Series	Customer Type (private / commercial)	Out of Deal (Month / Year)
1	Dec - 16	June - 16	50,214.58	49,378.14	2,551.06	46,827.08	Used	3 Series	Private	
2	Jan - 17	Dec - 13	37,533.92	37,141.54	20,598.75	16,542.79	New	5 Series	Commercial	
3	Jan - 17	Feb - 16	9,407.79	9,277.96	7,667.10	1,610.86	Used	Other BMW Group	Private	
4	Feb - 17	Sept - 15	20,895.96	20,424.93	16,243.70	4,181.23	Used	X1 Series	Commercial	
5	Feb - 17	Oct - 15	13,219.89	12,926.80	11,863.12	1,063.68	Used	1 Series	Private	
6	Feb - 17	Sept - 14	39,217.65	38,490.19	20,228.27	18,261.92	Used	5 Series	Commercial	
7	Feb - 17	Mar - 16	16,955.66	16,211.03	9,535.00	6,676.03	Used	Non BMW Group (incl. Motorcycles)	Commercial	
8	Feb - 17	Oct - 15	21,138.28	20,923.75	20,923.75	0.00	New	1 Series	Commercial	
9	Apr - 17	Dec - 14	72,265.28	69,328.43	47,918.19	21,410.24	New	X6 Series	Commercial	
10	Apr - 17	May - 16	19,354.35	18,812.95	9,789.23	9,023.72	Used	3 Series	Commercial	
11	Apr - 17	Dec - 15	10,263.99	9,400.14	6,328.88	3,071.26	Used	Non BMW Group (incl. Motorcycles)	Private	
12	May - 17	June - 16	12,239.94	11,316.41	11,316.41	0.00	Used	7 Series	Private	
13	May - 17	Dec - 13	30,939.40	29,096.99	15,021.94	14,075.05	Used	X5 Series	Commercial	
14	May - 17	May - 16	7,967.79	2,981.83	-4,866.30	7,848.13	New	Other BMW Group	Commercial	
15	May - 17	Aug - 14	14,805.44	13,976.85	10,730.43	3,246.42	Used	6 Series	Commercial	
16	May - 17	June - 16	37,479.63	37,479.63	37,479.63	0.00	New	X6 Series	Commercial	
17	May - 17	May - 16	7,967.79	3,981.83	945.52	3,036.31	New	Other BMW Group	Commercial	
18	May - 17	Apr - 16	31,209.66	30,763.97	30,763.97	0.00	New	X4 Series	Commercial	
19	June - 17	May - 15	28,439.84	28,439.84	4,558.07	23,881.77	Used	Non BMW Group (incl. Motorcycles)	Commercial	
20	June - 17	Feb - 15	23,749.38	22,434.13	13,380.38	9,053.75	New	2 Series	Commercial	
21	June - 17	July - 15	53,260.26	53,260.26	48,913.54	4,346.72	New	X6 Series	Commercial	
22	June - 17	July - 14	25,655.94	23,870.83	13,528.33	10,342.50	Used	3 Series	Private	
23	June - 17	July - 14	30,519.03	28,197.29	22,255.60	5,941.69	New	4 Series	Commercial	
24	June - 17	Feb - 16	28,068.62	26,141.99	10,814.75	15,327.24	Used	5 Series	Commercial	
25	June - 17	July - 12	17,886.90	16,100.09	13,633.04	2,467.05	Used	X5 Series	Commercial	
26	June - 17	Apr - 15	47,354.02	43,173.15	22,660.95	20,512.20	New	5 Series	Private	
27	June - 17	Dec - 14	7,454.45	7,206.10	3,438.15	3,767.95	Used	1 Series	Commercial	
28	July - 17	Feb - 15	29,623.81	28,096.33	22,411.31	5,685.02	Used	X6 Series	Commercial	
29	July - 17	May - 16	23,714.19	9,659.50	-200.00	9,859.50	Used	X5 Series	Commercial	

Compartment German Auto Loans 5
Monthly Investor Report



Rolls-Royce
Motor Cars Limited

Reporting Date	Mar 11, 2019		
Payment Date	Mar 20, 2019		
Period No	29		
Monthly Period	Feb 28, 2019		
Interest Period	From	Feb 20, 2019	to Mar 20, 2019 = 28 days

9. Defaulted Amount & Recovery Amount - Loan Level Data*

	Month / Year of Default	Month / Year of Loan Origination	Principal Balance (Initial in EUR)	Principal Balance of Loan at Default (in EUR)	Recovery Total (in EUR)	Principal Balance End of Period (in EUR)	Object Type (new / used)	Vehicle Series	Customer Type (private / commercial)	Out of Deal (Month / Year)
30	July - 17	Mar - 16	20,437.23	19,245.85	11,519.26	7,726.59	Used	5 Series	Commercial	
31	July - 17	May - 14	25,899.70	22,810.32	22,810.32	0.00	New	Non BMW Group (incl. Motorcycles)	Commercial	
32	July - 17	Feb - 15	17,783.63	16,238.55	10,472.37	5,766.18	Used	5 Series	Commercial	
33	July - 17	Nov - 13	6,030.73	3,356.67	3,356.67	0.00	Used	1 Series	Private	
34	July - 17	June - 16	35,891.38	35,359.01	24,314.19	11,044.82	Used	5 Series	Commercial	
35	Aug - 17	May - 16	20,268.65	13,830.20	13,830.20	0.00	Used	MINI	Commercial	
36	Aug - 17	Feb - 16	14,474.76	13,299.48	9,325.71	3,973.77	Used	5 Series	Commercial	
37	Aug - 17	June - 16	44,500.80	40,653.18	23,566.74	17,086.44	New	4 Series	Commercial	
38	Aug - 17	Sept - 14	21,288.51	19,962.24	14,093.97	5,868.27	New	MINI	Commercial	
39	Aug - 17	Sept - 15	5,611.49	4,984.31	4,314.83	669.48	Used	Other BMW Group	Private	
40	Aug - 17	Apr - 16	27,142.23	7,095.51	122.54	6,972.97	Used	5 Series	Commercial	
41	Aug - 17	June - 16	75,103.42	4,889.40	0.00	4,889.40	New	4 Series	Private	
42	Aug - 17	Dec - 13	45,098.59	30,044.34	-1,695.72	31,740.06	Used	7 Series	Commercial	
43	Aug - 17	Feb - 16	8,380.82	8,066.71	0.00	8,066.71	Used	3 Series	Private	
44	Sept - 17	Mar - 16	23,634.57	7,441.65	-86.88	7,528.53	Used	X1 Series	Commercial	
45	Sept - 17	Nov - 15	62,549.55	60,266.42	60,266.42	0.00	New	4 Series	Commercial	
46	Sept - 17	Dec - 13	6,990.37	5,820.38	1,236.84	4,583.54	Used	3 Series	Private	
47	Sept - 17	Mar - 16	13,697.91	12,883.90	8,495.32	4,388.58	Used	1 Series	Commercial	
48	Sept - 17	Apr - 16	45,516.89	22,796.82	-447.80	23,244.62	New	4 Series	Commercial	
49	Sept - 17	June - 16	37,788.81	35,391.13	17,011.86	18,379.27	New	2 Series	Private	
50	Sept - 17	Aug - 14	29,769.84	8,362.17	-155.20	8,517.37	New	BMW Series	Commercial	
51	Sept - 17	May - 14	5,584.08	1,673.03	-86.24	1,759.27	Used	MINI	Private	
52	Sept - 17	May - 16	25,096.67	12,123.75	6,410.34	5,713.41	Used	3 Series	Private	
53	Sept - 17	Apr - 16	30,148.83	28,054.96	24,304.75	3,750.21	New	X1 Series	Commercial	
54	Sept - 17	Sept - 15	40,465.33	36,751.37	20,092.42	16,658.95	New	5 Series	Commercial	
55	Sept - 17	Apr - 15	12,740.25	12,262.82	6,568.82	5,694.00	Used	1 Series	Commercial	
56	Sept - 17	Aug - 15	12,050.65	11,235.55	5,700.00	5,535.55	Used	3 Series	Private	
57	Sept - 17	May - 16	20,552.26	20,168.41	11,664.82	8,503.59	Used	3 Series	Private	
58	Oct - 17	May - 16	31,906.83	30,209.70	16,354.51	13,855.19	Used	5 Series	Commercial	

Compartment German Auto Loans 5
Monthly Investor Report



Rolls-Royce
Motor Cars Limited

Reporting Date	Mar 11, 2019		
Payment Date	Mar 20, 2019		
Period No	29		
Monthly Period	Feb 28, 2019		
Interest Period	From	Feb 20, 2019	to Mar 20, 2019 = 28 days

9. Defaulted Amount & Recovery Amount - Loan Level Data*

	Month / Year of Default	Month / Year of Loan Origination	Principal Balance (Initial in EUR)	Principal Balance of Loan at Default (in EUR)	Recovery Total (in EUR)	Principal Balance End of Period (in EUR)	Object Type (new / used)	Vehicle Series	Customer Type (private / commercial)	Out of Deal (Month / Year)
59	Oct - 17	Feb - 14	15,722.48	14,746.67	10,452.00	4,294.67	Used	X1 Series	Private	
60	Oct - 17	Feb - 16	41,256.45	39,383.88	26,023.39	13,360.49	Used	6 Series	Commercial	
61	Oct - 17	May - 16	14,975.62	12,483.29	12,483.29	0.00	Used	3 Series	Private	
62	Oct - 17	May - 16	4,315.55	3,694.59	0.00	3,694.59	Used	Non BMW Group (incl. Motorcycles)	Private	
63	Oct - 17	May - 15	11,725.53	7,492.17	4,750.26	2,741.91	Used	Non BMW Group (incl. Motorcycles)	Commercial	
64	Oct - 17	Dec - 14	26,962.99	10,003.27	-13.26	10,016.53	Used	5 Series	Commercial	
65	Oct - 17	May - 13	8,540.59	4,285.60	4,285.60	0.00	Used	3 Series	Private	
66	Oct - 17	June - 16	13,207.18	11,285.30	7,575.21	3,710.09	Used	Non BMW Group (incl. Motorcycles)	Commercial	
67	Oct - 17	July - 14	19,420.84	18,725.55	-180.00	18,905.55	New	1 Series	Commercial	
68	Oct - 17	Apr - 16	13,681.66	12,811.23	8,398.56	4,412.67	New	Other BMW Group	Private	
69	Oct - 17	Sept - 14	25,411.07	22,001.22	12,589.25	9,411.97	New	X1 Series	Commercial	
70	Oct - 17	July - 14	28,501.89	24,055.76	14,804.87	9,250.89	Used	5 Series	Commercial	
71	Oct - 17	Aug - 15	13,165.87	12,610.27	12,610.27	0.00	Used	3 Series	Private	
72	Nov - 17	Feb - 16	15,621.03	11,745.09	7,244.90	4,500.19	Used	Non BMW Group (incl. Motorcycles)	Commercial	
73	Nov - 17	Aug - 15	8,510.91	7,018.12	5,335.21	1,682.91	Used	3 Series	Private	
74	Nov - 17	Apr - 16	43,761.40	41,184.37	41,247.68	0.00	Used	X6 Series	Private	
75	Nov - 17	Apr - 15	2,322.47	383.76	383.76	0.00	Used	5 Series	Private	
76	Nov - 17	Apr - 16	76,915.57	71,264.02	30,509.56	40,754.46	New	7 Series	Commercial	
77	Nov - 17	Mar - 16	24,773.12	23,307.28	0.00	23,307.28	Used	5 Series	Commercial	
78	Nov - 17	Dec - 14	34,903.60	31,355.06	18,179.33	13,175.73	Used	X6 Series	Commercial	
79	Nov - 17	Sept - 15	42,924.41	41,751.62	14,321.28	27,430.34	Used	Non BMW Group (incl. Motorcycles)	Commercial	
80	Nov - 17	Apr - 16	7,435.13	6,604.20	6,604.20	0.00	Used	3 Series	Private	
81	Nov - 17	Apr - 14	41,559.82	41,059.69	0.00	41,059.69	New	5 Series	Commercial	
82	Nov - 17	May - 16	14,019.07	6,940.80	0.00	6,940.80	Used	1 Series	Private	
83	Dec - 17	Dec - 15	9,152.63	7,986.92	2,823.24	5,163.68	Used	Non BMW Group (incl. Motorcycles)	Private	
84	Dec - 17	Oct - 15	12,944.91	12,153.44	2,256.00	9,897.44	Used	Non BMW Group (incl. Motorcycles)	Commercial	
85	Dec - 17	May - 12	9,642.48	6,849.70	3,925.06	2,924.64	Used	5 Series	Private	
86	Dec - 17	July - 14	45,744.85	41,396.66	17,009.82	24,386.84	New	5 Series	Commercial	
87	Dec - 17	Feb - 16	63,643.51	59,171.70	40,739.21	18,432.49	New	X6 Series	Commercial	

Compartment German Auto Loans 5
Monthly Investor Report



Rolls-Royce
Motor Cars Limited

Reporting Date	Mar 11, 2019		
Payment Date	Mar 20, 2019		
Period No	29		
Monthly Period	Feb 28, 2019		
Interest Period	From	Feb 20, 2019	to Mar 20, 2019 = 28 days

9. Defaulted Amount & Recovery Amount - Loan Level Data*

	Month / Year of Default	Month / Year of Loan Origination	Principal Balance (Initial in EUR)	Principal Balance of Loan at Default (in EUR)	Recovery Total (in EUR)	Principal Balance End of Period (in EUR)	Object Type (new / used)	Vehicle Series	Customer Type (private / commercial)	Out of Deal (Month / Year)
88	Dec - 17	July - 14	38,117.92	21,855.79	0.00	21,855.79	Used	X3 Series	Commercial	
89	Dec - 17	Dec - 15	45,856.10	42,891.53	18,095.60	24,795.93	Used	6 Series	Commercial	
90	Dec - 17	Apr - 16	15,660.75	13,283.92	13,283.92	0.00	Used	1 Series	Private	
91	Dec - 17	July - 14	47,846.08	44,876.19	19,625.15	25,251.04	Used	X5 Series	Private	
92	Dec - 17	May - 14	16,652.18	13,701.53	7,572.73	6,128.80	Used	7 Series	Commercial	
93	Jan - 18	June - 16	43,467.46	38,079.36	24,578.98	13,500.38	Used	X5 Series	Commercial	
94	Jan - 18	Jan - 16	20,348.37	825.99	180.88	673.42	Used	X5 Series	Commercial	
95	Jan - 18	Mar - 16	12,820.65	11,053.86	0.00	11,053.86	Used	3 Series	Private	
96	Jan - 18	July - 14	10,335.53	4,263.63	-259.16	4,522.79	Used	5 Series	Commercial	
97	Jan - 18	Apr - 16	55,539.52	50,706.89	33,488.75	17,218.14	Used	X6 Series	Commercial	
98	Jan - 18	June - 14	14,438.97	5,822.72	5,822.72	0.00	Used	5 Series	Private	
99	Jan - 18	Dec - 15	27,248.82	25,243.59	15,558.03	9,685.56	New	MINI	Private	
100	Jan - 18	Sept - 15	24,876.32	22,968.44	0.00	22,968.44	New	1 Series	Commercial	
101	Jan - 18	Aug - 15	51,959.06	49,546.83	32,104.23	17,442.60	New	X5 Series	Commercial	
102	Jan - 18	Feb - 16	13,711.80	10,916.50	10,916.50	0.00	Used	X5 Series	Private	
103	Jan - 18	Mar - 16	9,258.27	5,796.37	5,796.37	0.00	Used	X3 Series	Commercial	
104	Jan - 18	Nov - 14	32,558.44	26,879.60	26,879.60	0.00	New	3 Series	Private	
105	Jan - 18	May - 14	4,487.90	3,047.76	1,451.31	1,596.45	Used	3 Series	Commercial	
106	Jan - 18	May - 16	12,562.90	11,649.71	9,227.94	2,421.77	Used	Other BMW Group	Commercial	
107	Jan - 18	June - 16	31,896.47	28,684.08	16,651.20	12,032.88	New	2 Series	Private	
108	Jan - 18	Feb - 15	6,944.32	5,774.15	5,774.15	0.00	New	Other BMW Group	Private	
109	Jan - 18	June - 16	19,765.67	6,386.97	-76.03	6,463.00	Used	5 Series	Commercial	
110	Feb - 18	Oct - 14	10,879.37	9,844.32	4,405.03	5,439.29	Used	1 Series	Commercial	
111	Feb - 18	Sept - 15	21,475.25	11,283.86	0.00	11,283.86	New	1 Series	Commercial	
112	Feb - 18	Oct - 15	23,359.19	18,220.04	18,220.04	0.00	New	1 Series	Private	
113	Feb - 18	Apr - 16	62,353.91	55,838.05	50,194.65	5,643.40	New	7 Series	Commercial	
114	Feb - 18	June - 16	34,632.07	34,565.90	0.00	34,565.90	New	4 Series	Commercial	
115	Feb - 18	Feb - 16	11,272.14	9,858.66	4,864.50	4,994.16	Used	3 Series	Private	
116	Feb - 18	Oct - 14	12,389.34	10,418.69	10,418.69	0.00	Used	3 Series	Commercial	

Compartment German Auto Loans 5
Monthly Investor Report



Rolls-Royce
Motor Cars Limited

Reporting Date	Mar 11, 2019		
Payment Date	Mar 20, 2019		
Period No	29		
Monthly Period	Feb 28, 2019		
Interest Period	From	Feb 20, 2019	to Mar 20, 2019 = 28 days

9. Defaulted Amount & Recovery Amount - Loan Level Data*

	Month / Year of Default	Month / Year of Loan Origination	Principal Balance (Initial in EUR)	Principal Balance of Loan at Default (in EUR)	Recovery Total (in EUR)	Principal Balance End of Period (in EUR)	Object Type (new / used)	Vehicle Series	Customer Type (private / commercial)	Out of Deal (Month / Year)
117	Feb - 18	Dec - 15	40,017.12	30,257.27	19,011.00	11,246.27	Used	7 Series	Commercial	
118	Feb - 18	Feb - 15	21,756.88	16,687.20	10,172.28	6,514.92	New	1 Series	Commercial	
119	Feb - 18	Jan - 16	49,455.42	45,627.15	31,528.90	14,098.25	Used	5 Series	Commercial	
120	Feb - 18	Feb - 16	18,074.34	15,512.99	11,924.22	3,588.77	Used	MINI	Commercial	
121	Feb - 18	Nov - 15	14,998.81	13,513.80	7,975.16	5,538.64	Used	1 Series	Commercial	
122	Feb - 18	Nov - 15	16,354.07	14,584.66	7,680.22	6,904.44	Used	1 Series	Commercial	
123	Feb - 18	July - 15	1,595.91	831.59	831.59	0.00	Used	MINI	Private	
124	Mar - 18	Aug - 14	2,877.31	634.39	634.39	0.00	Used	MINI	Private	
125	Mar - 18	Mar - 16	42,973.69	37,457.78	23,369.01	14,088.77	New	X1 Series	Commercial	
126	Mar - 18	May - 16	30,076.05	27,813.89	16,024.77	11,789.12	New	MINI	Commercial	
127	Mar - 18	Dec - 15	28,256.67	24,075.17	12,608.14	11,467.03	New	1 Series	Commercial	
128	Mar - 18	Mar - 16	44,852.08	37,949.45	24,686.55	13,262.90	Used	X5 Series	Private	
129	Mar - 18	Dec - 15	69,727.80	61,543.83	42,084.36	19,459.47	New	X6 Series	Commercial	
130	Mar - 18	May - 15	37,507.33	30,439.39	8,502.06	21,937.33	Used	X5 Series	Private	
131	Mar - 18	Sept - 14	21,632.80	18,225.25	7,136.39	11,088.86	Used	5 Series	Commercial	
132	Mar - 18	Sept - 15	14,230.16	12,279.52	9,168.15	3,111.37	Used	1 Series	Commercial	
133	Apr - 18	Aug - 15	3,728.50	2,101.78	416.16	1,685.62	Used	Non BMW Group (incl. Motorcycles)	Private	
134	Apr - 18	Feb - 16	47,439.72	39,274.42	24,087.88	15,186.54	Used	6 Series	Commercial	
135	Apr - 18	Jan - 16	8,359.05	6,583.76	6,583.76	0.00	New	Other BMW Group	Private	
136	Apr - 18	Aug - 15	85,356.93	69,029.04	40,299.89	28,729.15	New	6 Series	Commercial	
137	Apr - 18	July - 15	6,107.26	3,428.54	3,428.54	0.00	Used	1 Series	Commercial	
138	Apr - 18	June - 16	18,768.60	11,558.28	11,558.28	0.00	Used	X3 Series	Private	
139	Apr - 18	July - 14	10,959.08	2,351.34	2,351.34	0.00	Used	1 Series	Private	
140	Apr - 18	Jan - 15	18,242.20	13,509.89	9,782.00	3,727.89	New	1 Series	Private	
141	Apr - 18	Apr - 16	32,543.67	29,044.23	19,236.53	9,807.70	Used	X5 Series	Commercial	
142	Apr - 18	Mar - 15	23,901.58	20,637.10	12,695.50	7,941.60	New	X1 Series	Commercial	
143	Apr - 18	Feb - 16	46,456.95	39,346.73	39,346.73	0.00	New	4 Series	Commercial	
144	May - 18	Feb - 15	12,276.37	5,554.73	5,554.73	0.00	New	1 Series	Private	
145	May - 18	Dec - 14	20,549.80	18,010.45	10,163.00	7,847.45	New	3 Series	Private	

Compartment German Auto Loans 5
Monthly Investor Report



Rolls-Royce
Motor Cars Limited

Reporting Date	Mar 11, 2019				
Payment Date	Mar 20, 2019				
Period No	29				
Monthly Period	Feb 28, 2019				
Interest Period	From	Feb 20, 2019	to	Mar 20, 2019	= 28 days

9. Defaulted Amount & Recovery Amount - Loan Level Data*

	Month / Year of Default	Month / Year of Loan Origination	Principal Balance (Initial in EUR)	Principal Balance of Loan at Default (in EUR)	Recovery Total (in EUR)	Principal Balance End of Period (in EUR)	Object Type (new / used)	Vehicle Series	Customer Type (private / commercial)	Out of Deal (Month / Year)
146	May - 18	Apr - 15	15,376.17	13,453.33	12,923.29	530.04	Used	1 Series	Private	
147	May - 18	Oct - 14	54,310.98	2,596.80	2,596.80	0.00	New	5 Series	Commercial	
148	May - 18	May - 16	59,688.58	47,690.97	23,899.75	23,791.22	New	4 Series	Commercial	
149	May - 18	Jan - 16	53,184.54	45,374.16	21,325.26	24,048.90	Used	X4 Series	Commercial	
150	June - 18	Apr - 16	6,070.47	3,693.91	2,619.44	1,074.47	Used	3 Series	Private	
151	June - 18	May - 14	12,824.83	9,643.03	0.00	9,643.03	Used	7 Series	Commercial	
152	June - 18	June - 16	10,525.68	8,263.17	6,168.00	2,095.17	Used	5 Series	Private	
153	June - 18	Nov - 14	6,712.80	4,582.43	0.00	4,582.43	Used	1 Series	Private	
154	June - 18	Nov - 12	7,472.29	4,272.31	2,346.12	1,926.19	Used	1 Series	Private	
155	June - 18	May - 15	34,847.66	27,775.79	10,864.50	16,911.29	New	3 Series	Private	
156	June - 18	Nov - 14	5,484.43	645.34	645.34	0.00	Used	Non BMW Group (incl. Motorcycles)	Private	
157	June - 18	May - 16	55,718.69	48,863.84	34,792.77	14,071.07	New	X5 Series	Commercial	
158	June - 18	Aug - 15	21,388.66	17,059.26	7,927.23	9,132.03	Used	5 Series	Commercial	
159	June - 18	May - 13	15,655.53	10,255.72	10,255.72	0.00	Used	5 Series	Private	
160	June - 18	Oct - 15	16,128.29	12,871.04	0.00	12,871.04	Used	3 Series	Private	
161	June - 18	Apr - 16	32,254.33	26,082.96	20,605.32	5,477.64	New	MINI	Commercial	
162	June - 18	Feb - 16	23,630.10	14,953.74	10,958.85	3,994.89	Used	5 Series	Commercial	
163	June - 18	Feb - 16	9,489.83	7,923.79	149.37	7,774.42	Used	3 Series	Private	
164	June - 18	May - 16	43,646.61	38,876.18	26,020.06	12,856.12	New	4 Series	Commercial	
165	June - 18	Nov - 14	27,475.18	10,246.95	10,246.95	0.00	Used	7 Series	Commercial	
166	June - 18	Aug - 15	14,909.75	13,035.59	6,638.15	6,397.44	Used	1 Series	Private	
167	July - 18	Dec - 14	17,361.72	3,183.19	3,183.19	0.00	New	1 Series	Commercial	
168	July - 18	May - 16	23,441.71	19,201.04	18,850.78	350.26	New	MINI	Private	
169	July - 18	Aug - 14	16,689.73	13,072.09	0.00	13,072.09	Used	X5 Series	Commercial	
170	July - 18	Dec - 14	18,527.86	13,922.78	1,876.70	12,046.08	New	MINI	Private	
171	July - 18	Apr - 15	12,543.62	9,248.33	9,248.33	0.00	New	1 Series	Private	
172	July - 18	Aug - 13	20,173.07	15,147.39	10,550.34	4,597.05	Used	7 Series	Commercial	
173	July - 18	June - 14	17,448.21	13,345.87	5,841.40	7,504.47	Used	3 Series	Private	
174	July - 18	Aug - 15	26,391.86	20,641.59	16,082.20	4,559.39	Used	Non BMW Group (incl. Motorcycles)	Commercial	

Compartment German Auto Loans 5
Monthly Investor Report



Rolls-Royce
Motor Cars Limited

Reporting Date	Mar 11, 2019		
Payment Date	Mar 20, 2019		
Period No	29		
Monthly Period	Feb 28, 2019		
Interest Period	From	Feb 20, 2019	to Mar 20, 2019 = 28 days

9. Defaulted Amount & Recovery Amount - Loan Level Data*

	Month / Year of Default	Month / Year of Loan Origination	Principal Balance (Initial in EUR)	Principal Balance of Loan at Default (in EUR)	Recovery Total (in EUR)	Principal Balance End of Period (in EUR)	Object Type (new / used)	Vehicle Series	Customer Type (private / commercial)	Out of Deal (Month / Year)
175	July - 18	Oct - 15	31,371.06	26,285.03	15,974.22	10,310.81	Used	X3 Series	Commercial	
176	Aug - 18	Nov - 14	19,396.85	15,493.34	13,438.72	2,054.62	Used	X5 Series	Private	
177	Aug - 18	June - 13	34,157.96	20,530.58	20,530.58	0.00	New	5 Series	Private	
178	Aug - 18	Apr - 15	24,488.35	21,318.01	10,798.03	10,519.98	New	2 Series	Commercial	
179	Aug - 18	Jan - 15	4,712.86	539.31	539.31	0.00	Used	1 Series	Private	
180	Aug - 18	May - 16	38,223.87	29,298.73	19,486.33	9,812.40	New	X3 Series	Commercial	
181	Aug - 18	July - 15	31,079.48	17,085.08	537.90	16,547.18	Used	Non BMW Group (incl. Motorcycles)	Commercial	
182	Sept - 18	Jan - 15	12,098.01	7,759.45	4,728.19	3,031.26	Used	3 Series	Commercial	
183	Sept - 18	July - 15	25,738.50	22,187.52	19,989.68	2,197.84	Used	X6 Series	Private	
184	Sept - 18	Sept - 15	19,757.04	9,715.99	-104.85	9,820.84	New	1 Series	Commercial	
185	Sept - 18	June - 16	27,802.30	21,368.79	11,142.61	10,226.18	New	2 Series	Commercial	
186	Sept - 18	June - 16	46,421.14	38,951.59	25,549.50	13,402.09	Used	X6 Series	Commercial	
187	Sept - 18	June - 16	32,232.36	26,750.04	19,464.08	7,285.96	New	X1 Series	Private	
188	Sept - 18	Sept - 15	45,003.18	20,582.33	-206.95	20,789.28	New	4 Series	Commercial	
189	Sept - 18	Feb - 13	29,193.60	7,574.41	906.90	6,667.51	New	X3 Series	Commercial	
190	Sept - 18	May - 16	37,203.39	25,168.70	19,915.97	5,252.73	New	3 Series	Commercial	
191	Sept - 18	Dec - 15	11,954.39	8,575.11	0.00	8,575.11	Used	5 Series	Private	
192	Oct - 18	Nov - 15	31,763.24	25,652.71	14,073.30	11,579.41	Used	7 Series	Commercial	
193	Oct - 18	Mar - 15	55,368.37	49,026.78	0.00	49,026.78	New	X6 Series	Commercial	
194	Oct - 18	Sept - 15	6,844.48	6,223.88	0.00	6,223.88	Used	X5 Series	Private	
195	Oct - 18	July - 15	10,777.03	9,109.08	0.00	9,109.08	Used	1 Series	Commercial	
196	Oct - 18	Mar - 13	20,131.17	8,037.63	2,354.55	5,683.08	New	3 Series	Private	
197	Oct - 18	Mar - 15	43,407.24	33,322.87	18,240.48	15,082.39	New	4 Series	Commercial	
198	Oct - 18	Mar - 16	8,189.04	2,089.31	2,089.31	0.00	Used	5 Series	Private	
199	Oct - 18	May - 16	40,142.25	18,083.76	179.74	17,904.02	New	5 Series	Commercial	
200	Oct - 18	June - 16	20,038.13	18,065.15	14,535.00	3,530.15	New	MINI	Private	
201	Oct - 18	Mar - 16	11,916.06	7,664.03	0.00	7,664.03	Used	3 Series	Private	
202	Oct - 18	Mar - 16	5,033.95	917.42	917.42	0.00	Used	3 Series	Private	
203	Oct - 18	Feb - 16	8,405.69	6,565.49	6,565.49	0.00	Used	3 Series	Private	

Compartment German Auto Loans 5
Monthly Investor Report



Rolls-Royce
Motor Cars Limited

Reporting Date	Mar 11, 2019		
Payment Date	Mar 20, 2019		
Period No	29		
Monthly Period	Feb 28, 2019		
Interest Period	From	Feb 20, 2019	to Mar 20, 2019 = 28 days

9. Defaulted Amount & Recovery Amount - Loan Level Data*

	Month / Year of Default	Month / Year of Loan Origination	Principal Balance (Initial in EUR)	Principal Balance of Loan at Default (in EUR)	Recovery Total (in EUR)	Principal Balance End of Period (in EUR)	Object Type (new / used)	Vehicle Series	Customer Type (private / commercial)	Out of Deal (Month / Year)
204	Oct - 18	May - 16	22,698.55	12,027.06	7,472.60	4,554.46	Used	5 Series	Commercial	
205	Oct - 18	Apr - 16	18,377.40	15,095.39	9,658.77	5,436.62	New	Other BMW Group	Commercial	
206	Oct - 18	Mar - 15	41,599.92	2,524.01	482.66	2,041.35	New	6 Series	Private	
207	Oct - 18	Mar - 16	15,002.81	11,084.30	3,229.77	7,854.53	Used	1 Series	Private	
208	Nov - 18	June - 16	17,025.66	13,824.67	0.00	13,824.67	New	1 Series	Commercial	
209	Nov - 18	July - 15	9,952.50	6,473.68	6,473.68	0.00	Used	3 Series	Private	
210	Nov - 18	Apr - 16	6,397.54	1,510.55	805.36	705.19	Used	5 Series	Private	
211	Nov - 18	Apr - 16	46,225.52	38,320.68	29,598.87	8,721.81	Used	X5 Series	Commercial	
212	Nov - 18	Feb - 16	15,069.89	10,897.84	2,012.71	8,885.13	Used	3 Series	Private	
213	Nov - 18	Feb - 16	18,045.53	13,485.83	10,866.77	2,650.73	Used	MINI	Private	
214	Nov - 18	Apr - 15	9,002.35	257.27	257.27	0.00	Used	3 Series	Private	
215	Nov - 18	May - 16	12,817.49	9,474.08	9,474.08	0.00	Used	MINI	Private	
216	Nov - 18	Apr - 16	21,301.95	16,391.90	11,783.24	4,608.66	Used	5 Series	Private	
217	Dec - 18	Mar - 16	6,828.80	5,753.93	0.00	5,753.93	Used	Other BMW Group	Private	
218	Dec - 18	May - 15	4,989.70	1,332.17	608.61	723.56	Used	3 Series	Private	
219	Dec - 18	Feb - 16	9,322.38	955.55	-54.61	1,030.51	Used	Other BMW Group	Private	
220	Dec - 18	Oct - 15	25,909.66	11,445.41	-256.10	11,701.51	Used	5 Series	Commercial	
221	Dec - 18	Aug - 15	19,841.42	15,258.09	12,887.50	2,370.59	Used	5 Series	Private	
222	Dec - 18	July - 15	26,261.89	20,091.37	0.00	20,091.37	Used	5 Series	Commercial	
223	Dec - 18	July - 13	20,128.03	12,725.51	8,363.00	4,362.51	New	1 Series	Private	
224	Dec - 18	May - 16	17,425.36	1,256.92	1,256.92	0.00	Used	3 Series	Private	
225	Dec - 18	May - 15	24,423.80	20,835.34	15,455.35	5,379.99	Used	X6 Series	Commercial	
226	Dec - 18	June - 16	78,663.04	64,762.83	40,103.07	24,659.76	New	7 Series	Commercial	
227	Dec - 18	Apr - 16	63,159.42	57,399.19	0.00	57,576.32	New	7 Series	Private	
228	Dec - 18	Apr - 16	21,450.56	14,695.89	0.00	14,695.89	New	3 Series	Commercial	
229	Jan - 19	June - 16	41,637.54	34,938.01	16,040.69	18,897.32	New	2 Series	Commercial	
230	Jan - 19	May - 14	13,676.01	10,113.40	3,530.79	6,582.61	Used	1 Series	Private	
231	Jan - 19	June - 16	13,025.56	10,442.92	5,218.72	5,224.20	Used	Non BMW Group (incl. Motorcycles)	Private	
232	Jan - 19	Feb - 15	21,369.17	12,654.69	0.00	12,654.69	Used	Non BMW Group (incl. Motorcycles)	Commercial	

Compartment German Auto Loans 5
Monthly Investor Report



Rolls-Royce
Motor Cars Limited

Reporting Date	Mar 11, 2019		
Payment Date	Mar 20, 2019		
Period No	29		
Monthly Period	Feb 28, 2019		
Interest Period	From	Feb 20, 2019	to Mar 20, 2019 = 28 days

9. Defaulted Amount & Recovery Amount - Loan Level Data*

	Month / Year of Default	Month / Year of Loan Origination	Principal Balance (Initial in EUR)	Principal Balance of Loan at Default (in EUR)	Recovery Total (in EUR)	Principal Balance End of Period (in EUR)	Object Type (new / used)	Vehicle Series	Customer Type (private / commercial)	Out of Deal (Month / Year)
233	Jan - 19	May - 16	41,820.01	33,808.58	22,818.02	10,990.56	New	4 Series	Private	
234	Jan - 19	Oct - 15	13,377.34	7,483.86	7,483.86	0.00	Used	X1 Series	Private	
235	Jan - 19	May - 16	67,469.00	51,958.66	24,138.07	27,820.59	New	X5 Series	Commercial	
236	Jan - 19	Dec - 15	19,224.66	8,901.50	0.00	8,901.50	Used	1 Series	Commercial	
237	Jan - 19	June - 15	28,081.73	18,996.05	0.00	18,996.05	New	1 Series	Commercial	
238	Jan - 19	May - 16	38,825.46	29,144.96	9,650.10	19,494.86	Used	5 Series	Commercial	
239	Jan - 19	Nov - 15	17,440.72	11,790.61	11,033.59	757.02	Used	5 Series	Private	
240	Jan - 19	Aug - 15	21,480.67	15,918.77	6,470.59	9,530.48	Used	Non BMW Group (incl. Motorcycles)	Commercial	
241	Feb - 19	Nov - 15	43,237.13	35,295.77	0.00	35,295.77	Used	X6 Series	Commercial	
242	Feb - 19	Jan - 16	14,236.36	10,442.79	7,231.22	3,211.57	Used	1 Series	Private	
243	Feb - 19	Jan - 16	15,400.97	9,773.63	436.88	9,336.75	Used	3 Series	Private	
244	Feb - 19	Apr - 16	26,363.05	20,851.10	0.00	20,851.10	Used	5 Series	Private	
245	Feb - 19	Apr - 16	14,720.28	4,277.90	505.00	3,772.90	Used	X1 Series	Commercial	
246	Feb - 19	July - 15	5,779.38	1,064.80	188.83	875.97	Used	MINI	Commercial	
247	Feb - 19	Nov - 13	11,935.60	6,896.08	2,103.00	4,793.08	Used	3 Series	Private	
248	Feb - 19	Apr - 16	18,525.12	13,900.91	4,724.22	9,176.69	Used	3 Series	Private	
249	Feb - 19	Jan - 16	35,640.62	26,733.12	18,771.95	7,961.17	New	4 Series	Commercial	
250	Feb - 19	July - 15	18,364.98	6,872.77	0.00	6,872.77	Used	7 Series	Commercial	
251	Mar - 17	June - 15	11,477.74	253.15	105.96	147.19	Used	X3 Series	Commercial	Mar - 17
252	Jan - 17	May - 14	15,875.79	15,875.79	14,998.26	877.53	Used	X6 Series	Commercial	May - 17
253	Feb - 17	Feb - 15	19,461.42	19,461.42	9,864.56	9,596.86	Used	5 Series	Commercial	May - 17
254	Mar - 17	Feb - 14	2,986.84	2,638.57	1,385.76	1,252.81	Used	Non BMW Group (incl. Motorcycles)	Commercial	May - 17
255	Mar - 17	June - 16	20,796.00	20,323.47	5,765.29	14,558.18	Used	3 Series	Private	May - 17
256	Mar - 17	June - 16	9,620.04	9,509.16	6,905.72	2,603.44	Used	1 Series	Commercial	May - 17
257	Mar - 17	June - 15	78,120.15	76,221.90	33,955.65	42,266.25	New	7 Series	Commercial	June - 17
258	Mar - 17	May - 16	34,482.06	33,887.95	32,501.03	1,468.77	Used	5 Series	Private	June - 17
259	Mar - 17	Feb - 14	19,225.53	18,377.08	12,637.86	5,739.22	New	3 Series	Private	June - 17
260	Mar - 17	Apr - 15	22,146.23	21,646.23	19,986.08	1,660.15	Used	7 Series	Commercial	June - 17
261	June - 17	Feb - 15	18,007.15	18,007.15	4,964.94	13,042.21	Used	Non BMW Group (incl. Motorcycles)	Commercial	July - 17

Compartment German Auto Loans 5
Monthly Investor Report



Rolls-Royce
Motor Cars Limited

Reporting Date	Mar 11, 2019			
Payment Date	Mar 20, 2019			
Period No	29			
Monthly Period	Feb 28, 2019			
Interest Period	From	Feb 20, 2019	to	Mar 20, 2019 = 28 days

9. Defaulted Amount & Recovery Amount - Loan Level Data*

	Month / Year of Default	Month / Year of Loan Origination	Principal Balance (Initial in EUR)	Principal Balance of Loan at Default (in EUR)	Recovery Total (in EUR)	Principal Balance End of Period (in EUR)	Object Type (new / used)	Vehicle Series	Customer Type (private / commercial)	Out of Deal (Month / Year)
262	Apr - 17	Apr - 16	34,584.26	33,045.47	22,006.95	11,131.17	Used	X1 Series	Private	Aug - 17
263	May - 17	Aug - 13	8,075.14	7,876.18	5,326.03	2,550.15	Used	1 Series	Private	Aug - 17
264	May - 17	Sept - 14	16,038.63	15,844.57	6,293.72	9,550.85	Used	1 Series	Private	Aug - 17
265	May - 17	May - 14	19,500.30	18,567.07	8,514.93	10,052.14	New	MINI	Commercial	Aug - 17
266	Aug - 17	Feb - 14	28,100.80	3,457.52	1,940.45	1,517.07	New	X1 Series	Commercial	Aug - 17
267	Aug - 17	Sept - 15	5,565.68	4,453.12	1,644.27	2,808.85	Used	5 Series	Commercial	Aug - 17
268	June - 17	Apr - 15	6,051.40	5,305.26	4,364.99	940.27	Used	3 Series	Private	Sept - 17
269	June - 17	June - 16	6,514.20	5,797.50	4,132.83	1,664.67	Used	5 Series	Commercial	Sept - 17
270	June - 17	June - 16	45,409.17	43,639.09	39,071.05	4,568.04	Used	X5 Series	Commercial	Sept - 17
271	June - 17	Mar - 15	7,355.16	6,363.22	5,661.36	701.86	Used	MINI	Commercial	Sept - 17
272	Sept - 17	June - 13	10,565.35	6,437.99	1,092.97	5,345.02	Used	3 Series	Private	Sept - 17
273	July - 17	Jan - 15	36,337.14	33,642.50	26,541.52	7,100.98	Used	X6 Series	Commercial	Oct - 17
274	July - 17	Aug - 14	11,432.49	10,970.07	8,952.54	2,017.53	Used	1 Series	Private	Oct - 17
275	July - 17	June - 16	32,057.68	30,926.11	22,553.95	8,372.16	Used	5 Series	Commercial	Oct - 17
276	July - 17	June - 14	23,857.46	22,798.66	20,988.39	1,810.27	New	2 Series	Private	Oct - 17
277	Oct - 17	Dec - 12	31,716.86	5,241.02	1,066.04	4,174.98	Used	5 Series	Commercial	Oct - 17
278	Aug - 17	Feb - 16	9,744.09	8,876.56	6,511.18	2,365.38	Used	Non BMW Group (incl. Motorcycles)	Private	Nov - 17
279	Aug - 17	July - 15	24,347.95	23,104.32	21,119.95	1,984.37	New	MINI	Commercial	Nov - 17
280	Aug - 17	May - 16	26,192.98	24,952.67	20,153.87	4,798.80	New	2 Series	Commercial	Nov - 17
281	Aug - 17	Apr - 16	5,463.91	4,720.01	3,062.42	1,657.59	Used	Non BMW Group (incl. Motorcycles)	Commercial	Nov - 17
282	Aug - 17	Mar - 16	45,113.29	42,738.69	33,461.98	9,276.71	Used	5 Series	Private	Nov - 17
283	Aug - 17	Feb - 16	42,113.63	40,302.52	30,798.34	9,629.79	New	3 Series	Private	Nov - 17
284	Aug - 17	Aug - 15	48,249.44	45,035.94	29,691.05	15,344.89	Used	X6 Series	Commercial	Nov - 17
285	Sept - 17	Feb - 16	20,247.77	17,808.67	13,361.76	4,446.91	Used	X5 Series	Commercial	Nov - 17
286	Nov - 17	Nov - 14	27,560.01	247.88	30.40	217.48	New	MINI	Private	Nov - 17
287	Sept - 17	May - 14	29,521.04	27,670.66	19,834.14	7,836.52	New	5 Series	Commercial	Dec - 17
288	Sept - 17	Jan - 16	13,087.92	11,994.43	10,290.61	1,703.82	New	Other BMW Group	Commercial	Dec - 17
289	Dec - 17	June - 14	17,681.36	2,325.59	735.91	1,589.68	New	MINI	Commercial	Dec - 17
290	Sept - 17	Jan - 15	14,067.97	11,753.08	10,676.73	1,076.35	Used	5 Series	Commercial	Jan - 18

Compartment German Auto Loans 5
Monthly Investor Report



Rolls-Royce
Motor Cars Limited

Reporting Date	Mar 11, 2019			
Payment Date	Mar 20, 2019			
Period No	29			
Monthly Period	Feb 28, 2019			
Interest Period	From	Feb 20, 2019	to	Mar 20, 2019 = 28 days

9. Defaulted Amount & Recovery Amount - Loan Level Data*

	Month / Year of Default	Month / Year of Loan Origination	Principal Balance (Initial in EUR)	Principal Balance of Loan at Default (in EUR)	Recovery Total (in EUR)	Principal Balance End of Period (in EUR)	Object Type (new / used)	Vehicle Series	Customer Type (private / commercial)	Out of Deal (Month / Year)
291	Oct - 17	Aug - 14	10,800.18	8,596.26	5,824.34	2,771.92	Used	X3 Series	Commercial	Jan - 18
292	Oct - 17	May - 15	25,171.60	23,691.11	14,753.08	8,938.03	New	MINI	Private	Jan - 18
293	Oct - 17	Feb - 16	25,784.58	23,069.68	14,483.17	8,586.51	Used	5 Series	Commercial	Jan - 18
294	Oct - 17	July - 14	9,242.28	8,014.92	4,112.85	3,902.07	Used	1 Series	Private	Jan - 18
295	Nov - 17	Aug - 14	14,873.78	13,492.98	11,003.73	2,489.25	Used	X1 Series	Private	Jan - 18
296	Nov - 17	Mar - 15	18,159.26	17,785.02	11,118.83	6,666.19	New	MINI	Private	Jan - 18
297	Nov - 17	Nov - 15	22,683.72	20,803.26	13,055.48	7,747.78	New	1 Series	Commercial	Feb - 18
298	Nov - 17	Sept - 15	15,863.34	13,615.99	11,190.21	2,425.78	Used	1 Series	Private	Feb - 18
299	Nov - 17	Oct - 15	44,733.24	40,381.09	25,577.89	14,803.20	New	5 Series	Commercial	Feb - 18
300	Nov - 17	May - 15	17,363.08	16,494.34	16,369.61	124.73	Used	3 Series	Private	Feb - 18
301	Dec - 17	Sept - 15	19,652.27	16,908.97	10,227.58	6,681.39	Used	X1 Series	Commercial	Mar - 18
302	Dec - 17	Apr - 16	42,530.43	36,498.11	26,127.13	10,370.98	New	4 Series	Commercial	Mar - 18
303	Dec - 17	June - 14	27,651.96	23,693.29	13,972.10	9,721.19	Used	5 Series	Private	Mar - 18
304	Dec - 17	Mar - 16	48,918.53	42,868.97	28,793.08	14,075.89	Used	6 Series	Commercial	Mar - 18
305	Jan - 18	June - 16	38,486.40	33,698.46	17,556.76	16,141.70	New	3 Series	Commercial	Apr - 18
306	Jan - 18	June - 16	24,834.16	22,069.00	15,821.35	6,247.65	Used	MINI	Private	Apr - 18
307	Jan - 18	May - 16	7,117.64	6,504.06	5,804.51	699.55	Used	Other BMW Group	Private	Apr - 18
308	Jan - 18	Dec - 15	24,572.88	21,020.68	15,343.08	5,677.60	Used	5 Series	Commercial	Apr - 18
309	Jan - 18	Sept - 13	17,022.49	14,523.74	10,547.76	3,975.98	New	MINI	Private	Apr - 18
310	Feb - 18	Jan - 16	40,691.74	37,619.53	23,861.95	13,757.58	New	4 Series	Commercial	Apr - 18
311	Aug - 17	June - 13	13,622.63	11,947.72	9,516.05	2,431.67	New	1 Series	Commercial	May - 18
312	Feb - 18	May - 16	30,156.58	25,187.72	17,558.56	7,629.16	Used	5 Series	Commercial	May - 18
313	Feb - 18	Aug - 15	20,916.38	18,657.31	14,089.46	4,567.85	Used	5 Series	Private	May - 18
314	Feb - 18	Dec - 14	9,960.07	8,690.83	7,171.97	1,518.86	New	Non BMW Group (incl. Motorcycles)	Commercial	May - 18
315	Feb - 18	Feb - 16	10,109.11	9,132.11	8,592.12	539.99	Used	1 Series	Private	May - 18
316	Mar - 18	Dec - 14	33,583.98	27,774.90	17,298.49	10,476.41	New	2 Series	Commercial	May - 18
317	Mar - 18	May - 14	23,058.17	18,543.92	12,828.77	5,715.15	Used	5 Series	Private	May - 18
318	May - 18	July - 15	26,595.82	8,887.58	1,794.66	7,092.92	Used	3 Series	Private	May - 18
319	May - 18	May - 16	51,323.25	67.20	63.85	3.35	New	4 Series	Commercial	May - 18

Compartment German Auto Loans 5
Monthly Investor Report



Rolls-Royce
Motor Cars Limited

Reporting Date	Mar 11, 2019			
Payment Date	Mar 20, 2019			
Period No	29			
Monthly Period	Feb 28, 2019			
Interest Period	From	Feb 20, 2019	to	Mar 20, 2019 = 28 days

9. Defaulted Amount & Recovery Amount - Loan Level Data*

	Month / Year of Default	Month / Year of Loan Origination	Principal Balance (Initial in EUR)	Principal Balance of Loan at Default (in EUR)	Recovery Total (in EUR)	Principal Balance End of Period (in EUR)	Object Type (new / used)	Vehicle Series	Customer Type (private / commercial)	Out of Deal (Month / Year)
320	Feb - 18	Apr - 16	38,857.59	35,690.54	21,544.47	14,146.07	New	Non BMW Group (incl. Motorcycles)	Private	June - 18
321	Mar - 18	Sept - 15	21,074.35	17,252.20	10,101.77	7,150.43	Used	Non BMW Group (incl. Motorcycles)	Private	June - 18
322	Mar - 18	June - 16	46,280.34	44,233.76	36,333.06	7,900.70	New	2 Series	Private	June - 18
323	Mar - 18	Feb - 14	12,228.83	10,184.92	9,646.13	538.79	Used	MINI	Private	June - 18
324	Mar - 18	Nov - 12	12,180.51	9,576.45	4,584.16	4,992.29	Used	3 Series	Private	June - 18
325	Mar - 18	Apr - 15	20,525.83	17,116.62	10,965.42	6,151.20	Used	3 Series	Private	June - 18
326	Mar - 18	June - 16	21,168.62	18,237.59	13,778.57	4,459.02	Used	1 Series	Private	June - 18
327	Apr - 18	Mar - 16	51,268.22	47,603.23	0.00	47,819.87	New	4 Series	Private	June - 18
328	Apr - 18	Mar - 16	80,178.42	70,803.43	44,749.05	26,054.38	New	7 Series	Commercial	June - 18
329	Mar - 18	Feb - 15	19,249.48	15,339.90	13,566.98	1,772.92	New	MINI	Private	July - 18
330	Apr - 18	July - 15	9,648.30	7,169.14	3,112.67	4,056.47	Used	Non BMW Group (incl. Motorcycles)	Private	July - 18
331	Apr - 18	May - 16	30,026.33	26,627.45	20,552.02	6,075.43	Used	7 Series	Private	July - 18
332	Apr - 18	May - 16	20,723.15	18,689.85	16,031.91	2,657.94	Used	2 Series	Commercial	July - 18
333	May - 18	Mar - 15	27,069.70	21,663.72	15,636.04	6,027.68	New	5 Series	Commercial	July - 18
334	Mar - 18	Mar - 16	22,036.56	19,540.84	14,859.23	4,681.61	New	2 Series	Commercial	Aug - 18
335	May - 18	June - 16	38,697.21	32,323.82	23,243.07	9,080.75	Used	X5 Series	Commercial	Aug - 18
336	May - 18	Mar - 14	13,322.30	9,037.93	8,122.34	915.59	Used	3 Series	Commercial	Aug - 18
337	May - 18	Apr - 16	14,054.62	11,808.13	7,560.79	4,247.34	Used	1 Series	Commercial	Aug - 18
338	June - 18	June - 14	13,008.29	10,129.19	7,794.52	2,334.67	Used	MINI	Private	Sept - 18
339	June - 18	Feb - 16	8,171.54	5,903.39	4,851.43	1,051.96	Used	5 Series	Private	Sept - 18
340	July - 18	Feb - 16	19,362.91	12,788.02	8,476.15	4,311.87	New	Other BMW Group	Commercial	Sept - 18
341	Sept - 18	Apr - 14	12,918.01	7,578.70	1,428.47	6,150.23	Used	1 Series	Private	Sept - 18
342	Apr - 18	Sept - 14	28,337.42	22,763.81	17,663.80	5,100.01	New	X1 Series	Private	Oct - 18
343	Apr - 18	Jan - 16	21,583.36	18,070.34	11,625.77	6,444.57	Used	3 Series	Commercial	Oct - 18
344	May - 18	June - 16	27,549.41	23,776.89	15,131.73	8,645.16	New	MINI	Commercial	Oct - 18
345	July - 18	Apr - 15	13,025.54	8,196.04	6,842.52	1,353.52	Used	MINI	Commercial	Oct - 18
346	July - 18	Apr - 15	19,703.22	14,441.30	12,648.40	1,792.90	Used	5 Series	Private	Oct - 18
347	Aug - 18	June - 15	12,680.22	7,141.65	855.41	6,286.24	New	Other BMW Group	Commercial	Nov - 18
348	Aug - 18	June - 16	21,145.94	17,603.85	11,065.41	6,538.44	Used	X5 Series	Commercial	Nov - 18

Compartment German Auto Loans 5
Monthly Investor Report



Rolls-Royce
Motor Cars Limited

Reporting Date	Mar 11, 2019			
Payment Date	Mar 20, 2019			
Period No	29			
Monthly Period	Feb 28, 2019			
Interest Period	From	Feb 20, 2019	to	Mar 20, 2019 = 28 days

9. Defaulted Amount & Recovery Amount - Loan Level Data*

	Month / Year of Default	Month / Year of Loan Origination	Principal Balance (Initial in EUR)	Principal Balance of Loan at Default (in EUR)	Recovery Total (in EUR)	Principal Balance End of Period (in EUR)	Object Type (new / used)	Vehicle Series	Customer Type (private / commercial)	Out of Deal (Month / Year)
349	Aug - 18	Aug - 15	24,086.21	18,907.88	13,167.93	5,794.03	Used	3 Series	Private	Nov - 18
350	Aug - 18	Apr - 16	10,767.46	9,056.98	7,407.73	1,649.25	New	Other BMW Group	Private	Nov - 18
351	Aug - 18	June - 15	36,835.47	31,300.61	20,030.38	11,270.23	New	5 Series	Commercial	Nov - 18
352	Aug - 18	Apr - 16	24,800.50	20,253.92	15,158.58	5,095.34	Used	3 Series	Private	Nov - 18
353	Sept - 18	Apr - 16	21,478.24	16,688.24	11,592.48	5,095.76	Used	5 Series	Commercial	Nov - 18
354	Sept - 18	Apr - 16	33,154.99	21,849.66	19,230.55	2,619.11	Used	5 Series	Commercial	Nov - 18
355	Sept - 18	Mar - 16	23,114.29	18,689.07	11,556.70	7,132.37	Used	3 Series	Commercial	Dec - 18
356	Oct - 18	Mar - 15	37,872.62	1,154.76	749.23	405.53	New	X3 Series	Commercial	Dec - 18
357	Oct - 18	Feb - 16	20,380.06	17,130.17	15,096.22	2,033.95	New	Other BMW Group	Private	Jan - 19
358	Oct - 18	Sept - 15	16,755.29	12,492.35	10,638.79	1,853.56	New	1 Series	Private	Jan - 19
359	Oct - 18	May - 16	30,002.78	22,428.52	9,085.69	13,342.83	Used	5 Series	Commercial	Jan - 19
360	July - 17	Dec - 15	18,773.22	17,757.38	11,545.99	6,211.39	Used	1 Series	Private	Feb - 19
361	Oct - 18	Feb - 15	27,110.19	20,475.97	16,450.92	4,025.05	Used	X6 Series	Commercial	Feb - 19
362	Nov - 18	Mar - 15	19,160.75	14,557.33	7,101.09	7,456.24	Used	5 Series	Private	Feb - 19
363	Nov - 18	May - 16	30,832.63	27,498.18	17,695.56	9,802.62	New	2 Series	Commercial	Feb - 19

*Applicable only if loans have defaulted. Does not include defaulted amounts less than 10 EUR.

Compartment German Auto Loans 5
Monthly Investor Report



Rolls-Royce
Motor Cars Limited

Reporting Date	Mar 11, 2019		
Payment Date	Mar 20, 2019		
Period No	29		
Monthly Period	Feb 28, 2019		
Interest Period	From	Feb 20, 2019	to Mar 20, 2019 = 28 days

10. Outstanding Note Balance

1. Note Balance	All Notes	Class A	Class B
Initial Note Information			
ISIN code		XS1484801763	XS1484802142
Currency		EUR	EUR
Legal final maturity		Oct 2023	Oct 2023
Rating (Fitch / Moody's / S&P/DBRS)		AAA/Aaa/N/A/N/A	N/A/N/A/N/A/N/A
Initial notes aggregate principal outstanding balance in EUR	1,075,300,000.00	1,000,000,000.00	75,300,000.00
Nominal amount per note in EUR		100,000.00	100,000.00
Initial number of notes per class in EUR		10,000	753
Current Note Information			
Notes aggregate principal outstanding balance in EUR - BoP	257,571,883.58	182,271,883.58	75,300,000.00
Available distribution amount in EUR	37,897,586.21		
Redemption per class in EUR		32,443,376.83	0,00
Redemption per note in EUR		3,244.34	0.00
Notes aggregate principal outstanding balance in EUR - EoP	225,128,506.75	149,828,506.75	75,300,000.00
Current pool factor		0.15	1.00
2. Payments to Investor per Note		Class A	Class B
Interest Type		Floating Rate	Fixed Rate
Reference Rate		1M_EURIBOR	NONE
Actual Interest Rate		-0.368%	NONE
Spread		0.400%	NONE
Coupon		0.032%	1.000%
Day count fraction		Actual/360	Actual/360
Interest days		28 days	28 days
Principal outstanding per note in EUR - BoP		18,227.19	100,000.00
Principal repayment per note in EUR		3,244.34	0.00
Principal outstanding per note in EUR - EoP		14,982.85	100,000.00
Interest payment per Note in EUR		0.45	77.78

Compartment German Auto Loans 5
Monthly Investor Report



Rolls-Royce
Motor Cars Limited

Reporting Date	Mar 11, 2019			
Payment Date	Mar 20, 2019			
Period No	29			
Monthly Period	Feb 28, 2019			
Interest Period	From	Feb 20, 2019	to	Mar 20, 2019 = 28 days

10. Outstanding note balance

3. Credit Enhancement	Initial Period (in EUR)	Initial CE (in %)	Current Period (in EUR)	Current CE (in %)
Class A	1,000,000,000.00	7.50	149,828,506.75	47.59
Class B	75,300,000.00	0.50	75,300,000.00	20.26
Cash Reserve (+ Overcollateralisation)	5,379,959.75	0.00	55,840,220.33	0.00

"In its capacity as originator and lender, BMW Bank GmbH complies with the retention requirement of a material net economic interest in accordance with Art. 405 CRR. A minimum of 5.0% of the net economic interest will be retained throughout the life of the transaction in form of retention of the Class B Notes and the Subordinated Loan."

4. Clean-Up Call Option

If the aggregate outstanding principal balance has been reduced to less than 10% of the aggregate outstanding principal balance at the Issue Date, the seller will have the option under the receivables purchase Agreement to acquire all outstanding purchased receivables.

Aggregate outstanding principal balance at end of period (in EUR)	275,588,727.08
Clean-Up option exercisable	No

Compartment German Auto Loans 5
Monthly Investor Report



Rolls-Royce
Motor Cars Limited

Reporting Date	Mar 11, 2019			
Payment Date	Mar 20, 2019			
Period No	29			
Monthly Period	Feb 28, 2019			
Interest Period	From	Feb 20, 2019	to	Mar 20, 2019 = 28 days

11. Original Principal Balance

Initial Portfolio as of origination of contract

Group (in EUR) (by Original Principal Balance)	Original principal balance (in EUR)	Original Principal Balance (in % of total)	Number of Contracts	Number of Contracts (in % of total)
0.00 - 5,000.00	6,992,674.68	0.56	1,862	3.10
5.000,01 - 10.000,00	64,956,645.53	5.18	8,288	13.79
10.000,01 - 15.000,00	146,836,978.81	11.70	11,642	19.37
15.000,01 - 20.000,00	202,190,645.60	16.11	11,518	19.16
20.000,01 - 25.000,00	212,735,086.38	16.95	9,471	15.76
25.000,01 - 30.000,00	183,995,892.42	14.66	6,707	11.16
30.000,01 - 35.000,00	136,384,047.80	10.87	4,213	7.01
35.000,01 - 40.000,00	90,221,057.97	7.19	2,416	4.02
40.000,01 - 45.000,00	58,755,377.74	4.68	1,385	2.30
45.000,01 - 50.000,00	39,632,006.73	3.16	838	1.39
50.000,01 - 55.000,00	28,130,280.93	2.24	537	0.89
55.000,01 - 60.000,00	23,199,116.97	1.85	403	0.67
> 60.000,00	60,851,137.78	4.85	831	1.38
Total	1,254,880,949.34	100.00	60,111	100.00

Average:	20,876.06
Min:	1,049.00
Max:	200,000.00

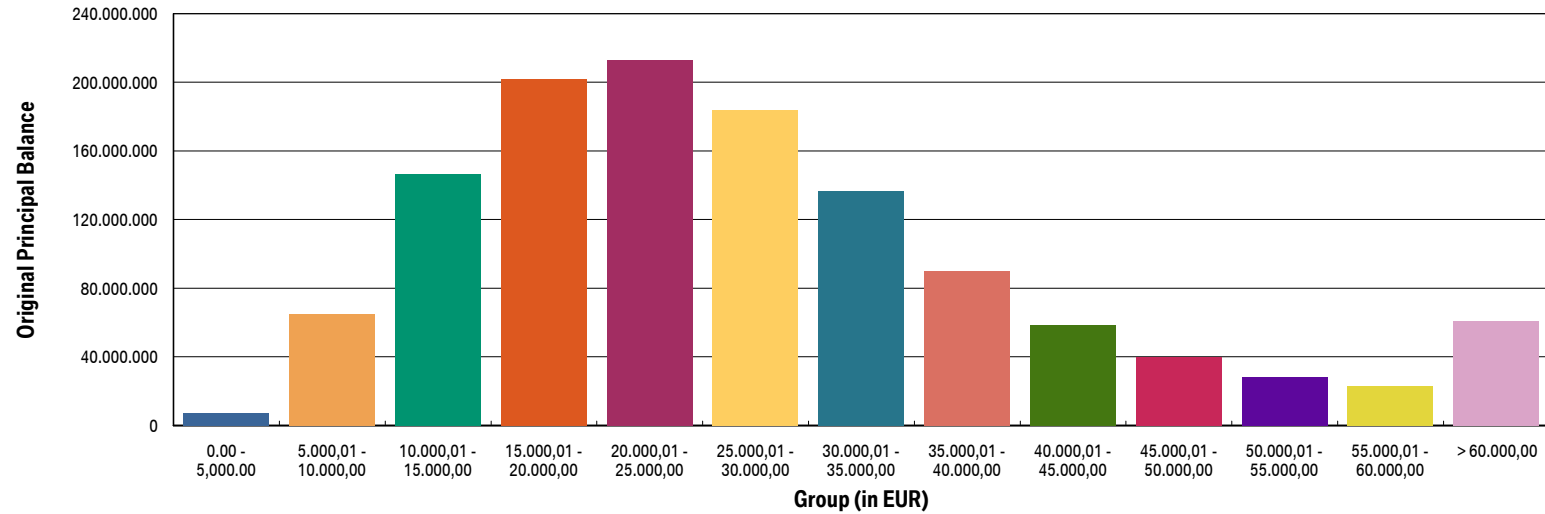
Compartment German Auto Loans 5
Monthly Investor Report



Rolls-Royce
Motor Cars Limited

Reporting Date	Mar 11, 2019				
Payment Date	Mar 20, 2019				
Period No	29				
Monthly Period	Feb 28, 2019				
Interest Period	From	Feb 20, 2019	to	Mar 20, 2019	= 28 days

11a. Original Principal Balance (graph)



Compartment German Auto Loans 5
Monthly Investor Report



Rolls-Royce
Motor Cars Limited

Reporting Date	Mar 11, 2019			
Payment Date	Mar 20, 2019			
Period No	29			
Monthly Period	Feb 28, 2019			
Interest Period	From	Feb 20, 2019	to	Mar 20, 2019 = 28 days

12. Aggregate Principal Balance

Initial Portfolio

Group (in EUR)	Aggregate Principal Balance (in EUR)	Aggregate Principal Balance (in % of total)	Number of Contracts	Number of Contracts (in % of total)
0.00 - 5,000.00	15,637,512.29	1.45	4,757	7.91
5.000,01 - 10.000,00	85,191,764.85	7.92	11,180	18.60
10.000,01 - 15.000,00	154,031,838.67	14.32	12,297	20.46
15.000,01 - 20.000,00	189,394,122.78	17.61	10,861	18.07
20.000,01 - 25.000,00	184,904,410.27	17.20	8,271	13.76
25.000,01 - 30.000,00	144,739,496.87	13.46	5,298	8.81
30.000,01 - 35.000,00	99,646,407.14	9.27	3,090	5.14
35.000,01 - 40.000,00	62,264,067.48	5.79	1,673	2.78
40.000,01 - 45.000,00	41,722,773.82	3.88	988	1.64
45.000,01 - 50.000,00	26,196,826.38	2.44	553	0.92
50.000,01 - 55.000,00	18,897,999.72	1.76	361	0.60
55.000,01 - 60.000,00	15,417,215.78	1.43	269	0.45
> 60.000,00	37,255,523.70	3.46	513	0.85
Total	1,075,299,959.75	100.00	60,111	100.00
Average:	17,888.57			
Min:	197.27			
Max:	187,245.56			

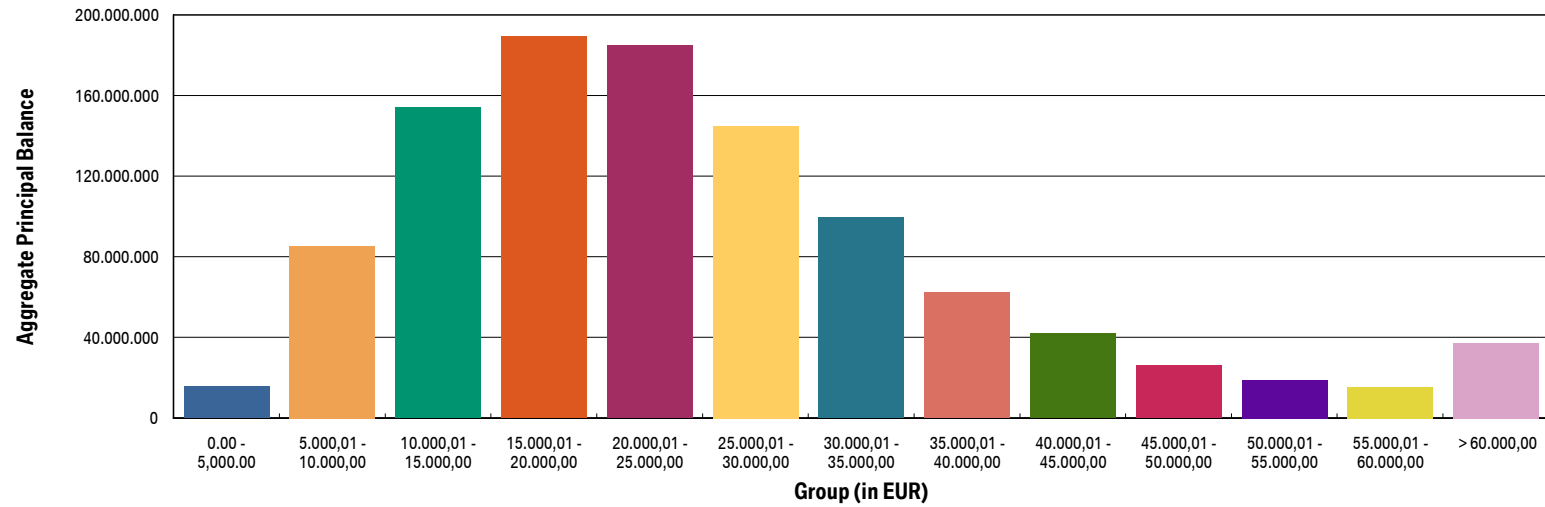
Compartment German Auto Loans 5
Monthly Investor Report



Rolls-Royce
 Motor Cars Limited

Reporting Date	Mar 11, 2019				
Payment Date	Mar 20, 2019				
Period No	29				
Monthly Period	Feb 28, 2019				
Interest Period	From	Feb 20, 2019	to	Mar 20, 2019	= 28 days

12a. Aggregate Principal Balance (graph)



Compartment German Auto Loans 5
Monthly Investor Report



Rolls-Royce
Motor Cars Limited

Reporting Date	Mar 11, 2019			
Payment Date	Mar 20, 2019			
Period No	29			
Monthly Period	Feb 28, 2019			
Interest Period	From	Feb 20, 2019	to	Mar 20, 2019 = 28 days

13. Aggregate Outstanding Principal Balance

Portfolio as of: Feb 28, 2019

Group (in EUR)	Aggregate Outstanding Principal Balance (in EUR)	Aggregate Outstanding Principal Balance (in % of total)	Number of Contracts	Number of Contracts (in % of total)
0.00 - 5,000.00	8,840,764.25	3.21	7,320	29.95
5,000,01 - 10,000,00	36,832,322.46	13.36	4,839	19.80
10,000,01 - 15,000,00	57,939,872.58	21.02	4,670	19.11
15,000,01 - 20,000,00	64,374,062.27	23.36	3,713	15.19
20,000,01 - 25,000,00	45,549,566.85	16.53	2,051	8.39
25,000,01 - 30,000,00	23,548,581.09	8.54	869	3.56
30,000,01 - 35,000,00	13,599,463.11	4.93	423	1.73
35,000,01 - 40,000,00	8,156,171.12	2.96	219	0.90
40,000,01 - 45,000,00	5,421,420.27	1.97	128	0.52
45,000,01 - 50,000,00	4,980,558.89	1.81	105	0.43
50,000,01 - 55,000,00	2,413,689.51	0.88	46	0.19
55,000,01 - 60,000,00	1,591,532.89	0.58	28	0.11
> 60,000,00	2,340,721.79	0.85	32	0.13
Total	275,588,727.08	100.00	24,443	100.00

WA:	11,274.75
Min:	0.00
Max:	127,344.83

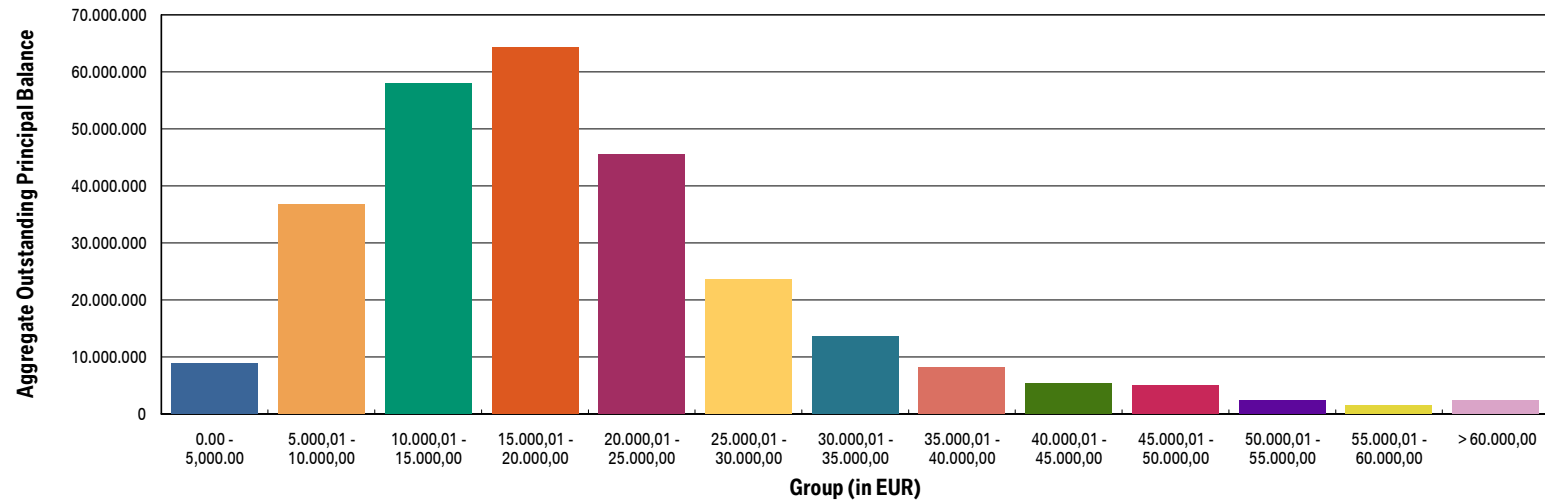
Compartment German Auto Loans 5
Monthly Investor Report



Rolls-Royce
Motor Cars Limited

Reporting Date	Mar 11, 2019			
Payment Date	Mar 20, 2019			
Period No	29			
Monthly Period	Feb 28, 2019			
Interest Period	From	Feb 20, 2019	to	Mar 20, 2019 = 28 days

13a. Aggregate Outstanding Principal Balance (graph)



Compartment German Auto Loans 5
Monthly Investor Report



Rolls-Royce
Motor Cars Limited

Reporting Date	Mar 11, 2019				
Payment Date	Mar 20, 2019				
Period No	29				
Monthly Period	Feb 28, 2019				
Interest Period	From	Feb 20, 2019	to	Mar 20, 2019	= 28 days

14. Down Payments

Portfolio as of: Feb 28, 2019

Down Payment	Aggregate Outstanding Principal Balance (in EUR)	Aggregate Outstanding Principal Balance (in % of total)	Number of Contracts	Number of Contracts (in % of total)	Down Payment/ Purchase Price (in %)
No Down Payment	68,186,434.14	24.74	6,141	25.12	0.00
<=1000	6,435,971.15	2.34	663	2.71	4.21
1.000,01 - 2.000,00	15,162,695.28	5.50	1,519	6.21	8.57
2.000,01 - 3.000,00	19,016,944.97	6.90	1,903	7.79	12.26
3.000,01 - 4.000,00	16,260,688.09	5.90	1,635	6.69	16.01
4.000,01 - 5.000,00	28,079,041.86	10.19	2,561	10.48	17.85
5.000,01 - 6.000,00	15,645,966.68	5.68	1,411	5.77	20.09
6.000,01 - 7.000,00	14,413,577.51	5.23	1,240	5.07	21.77
7.000,01 - 8.000,00	13,512,429.61	4.90	1,182	4.84	24.08
8.000,01 - 9.000,00	7,217,370.80	2.62	633	2.59	25.51
9.000,01 - 10.000,00	21,856,333.34	7.93	1,706	6.98	26.57
10.000,01 - 11.000,00	4,990,875.91	1.81	367	1.50	26.05
11.000,01 - 12.000,00	6,534,652.75	2.37	519	2.12	29.24
12.000,01 - 13.000,00	4,913,951.33	1.78	361	1.48	28.87
13.000,01 - 14.000,00	3,404,754.80	1.24	271	1.11	31.89
14.000,01 - 15.000,00	8,465,759.37	3.07	663	2.71	33.96
> 15.000,00	21,491,279.49	7.80	1,668	6.82	39.70
Total	275,588,727.08	100.00	24,443	100.00	16.63

Minimum Down Payment:	85.00
Maximum Down Payment:	82,039.00
Average Down Payment:	5,753.80
Average Down Payment (customers that made a Down Payment):	7,684.41

Compartment German Auto Loans 5
Monthly Investor Report



Rolls-Royce
Motor Cars Limited

Reporting Date	Mar 11, 2019			
Payment Date	Mar 20, 2019			
Period No	29			
Monthly Period	Feb 28, 2019			
Interest Period	From	Feb 20, 2019	to	Mar 20, 2019 = 28 days

15. Borrower Concentration

Portfolio as of: Feb 28, 2019

Borrower (Top 20)	Aggregate Outstanding Principal Balance (in EUR)	Aggregate Outstanding Principal Balance (in % of total)	Number of Contracts	Number of Contracts (in % of total)
1	180,310.42	0.07	4	0.02
2	148,091.01	0.05	2	0.01
3	128,721.09	0.05	3	0.01
4	127,344.83	0.05	1	0.00
5	106,048.59	0.04	1	0.00
6	102,948.64	0.04	1	0.00
7	100,818.02	0.04	3	0.01
8	98,380.69	0.04	1	0.00
9	97,107.44	0.04	1	0.00
10	81,707.42	0.03	1	0.00
11	80,931.73	0.03	1	0.00
12	79,086.20	0.03	1	0.00
13	77,940.04	0.03	4	0.02
14	77,741.53	0.03	2	0.01
15	74,404.03	0.03	1	0.00
16	72,961.72	0.03	2	0.01
17	71,585.00	0.03	1	0.00
18	70,767.50	0.03	1	0.00
19	68,724.03	0.02	2	0.01
20	68,681.75	0.02	1	0.00
Total	1,914,301.68	0.69	34	0.14
Total Portfolio Balance	275,588,727.08			

Compartment German Auto Loans 5
Monthly Investor Report



Rolls-Royce
Motor Cars Limited

Reporting Date	Mar 11, 2019			
Payment Date	Mar 20, 2019			
Period No	29			
Monthly Period	Feb 28, 2019			
Interest Period	From	Feb 20, 2019	to	Mar 20, 2019 = 28 days

16. Geographical Distribution

Initial Portfolio

Post code area	Aggregate Principal Balance (in EUR)	Aggregate Principal Balance (in % of total)	Number of Contracts	Number of contracts (in % of total)
post code area 0	62,617,569.26	5.82	3,345	5.56
post code area 1	64,724,058.05	6.02	3,484	5.80
post code area 2	97,006,840.29	9.02	5,418	9.01
post code area 3	98,527,721.89	9.16	5,720	9.52
post code area 4	128,542,597.69	11.95	7,277	12.11
post code area 5	122,357,440.82	11.38	6,987	11.62
post code area 6	136,120,871.07	12.66	7,500	12.48
post code area 7	129,822,542.48	12.07	7,512	12.50
post code area 8	143,826,273.79	13.38	7,707	12.82
post code area 9	91,754,044.41	8.53	5,161	8.59
Total	1,075,299,959.75	100.00	60,111	100.00

Compartment German Auto Loans 5
Monthly Investor Report



Rolls-Royce
Motor Cars Limited

Reporting Date	Mar 11, 2019			
Payment Date	Mar 20, 2019			
Period No	29			
Monthly Period	Feb 28, 2019			
Interest Period	From	Feb 20, 2019	to	Mar 20, 2019 = 28 days

16. Geographical Distribution

Portfolio as of: Feb 28, 2019

Post code area	Aggregate Outstanding Principal Balance (in EUR)	Aggregate Outstanding Principal Balance (in % of total)	Number of Contracts	Number of Contracts (in % of total)
post code area 0	16,528,247.94	6.00	1,400	5.73
post code area 1	17,219,532.23	6.25	1,462	5.98
post code area 2	23,765,911.94	8.62	2,141	8.76
post code area 3	25,591,975.88	9.29	2,305	9.43
post code area 4	30,934,817.64	11.22	2,879	11.78
post code area 5	32,259,064.37	11.71	2,856	11.68
post code area 6	34,852,737.10	12.65	3,148	12.88
post code area 7	34,636,273.90	12.57	3,047	12.47
post code area 8	36,953,328.62	13.41	3,139	12.84
post code area 9	22,594,370.77	8.20	2,034	8.32
post code area Others	252,466.69	0.09	32	0.13
Total	275,588,727.08	100.00	24,443	100.00

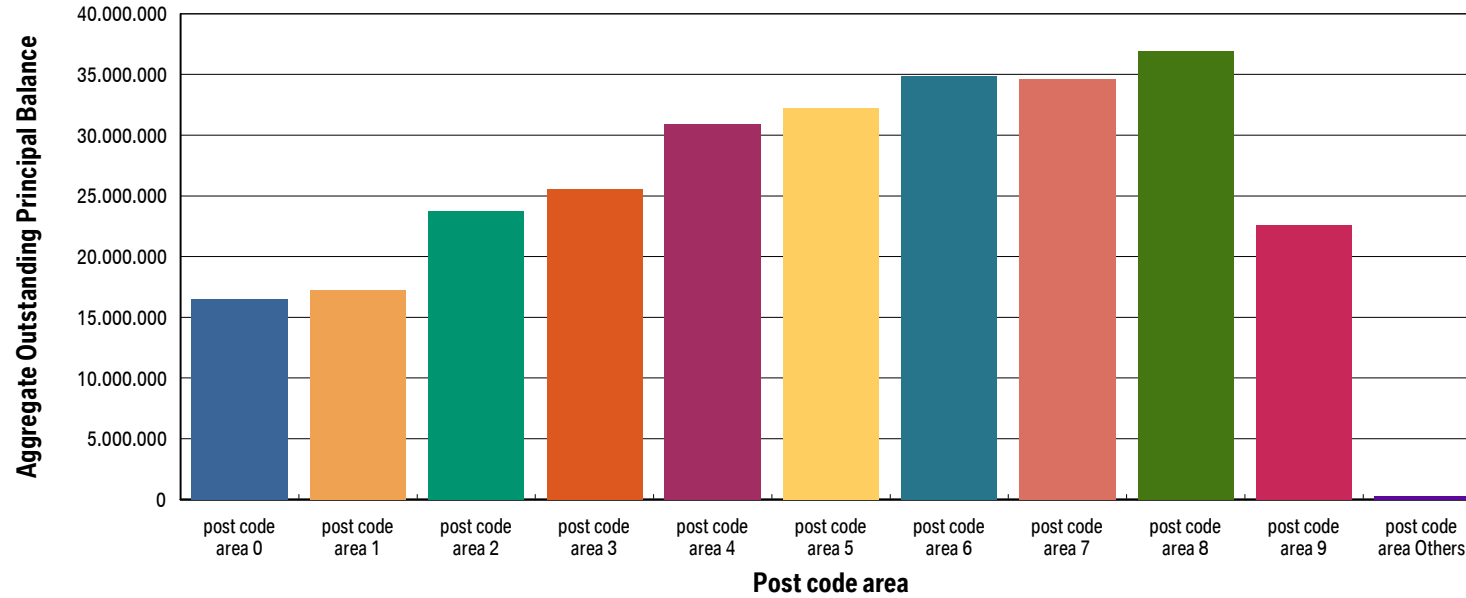
Compartment German Auto Loans 5
Monthly Investor Report



Rolls-Royce
 Motor Cars Limited

Reporting Date	Mar 11, 2019				
Payment Date	Mar 20, 2019				
Period No	29				
Monthly Period	Feb 28, 2019				
Interest Period	From	Feb 20, 2019	to	Mar 20, 2019	= 28 days

16a. Geographical Distribution (graph)



Compartment German Auto Loans 5
Monthly Investor Report



Rolls-Royce
Motor Cars Limited

Reporting Date	Mar 11, 2019			
Payment Date	Mar 20, 2019			
Period No	29			
Monthly Period	Feb 28, 2019			
Interest Period	From	Feb 20, 2019	to	Mar 20, 2019 = 28 days

17. Car Type & Customer Group

Initial Portfolio

Car Type	Aggregate Principal Balance (in EUR)	Aggregate Principal Balance (in % of total)	Number of Contracts	Number of Contracts (in % of total)
New	501,246,255.90	46.61	21,802	36.27
Used	574,053,703.85	53.39	38,309	63.73
Total	1,075,299,959.75	100.00	60,111	100.00

Customer Group	Aggregate Principal Balance (in EUR)	Aggregate Principal Balance (in % of total)	Number of Contracts	Number of Contracts (in % of total)
Commercial	292,082,204.46	27.16	12,141	20.20
Private Individual	783,217,755.29	72.84	47,970	79.80
Total	1,075,299,959.75	100.00	60,111	100.00

Compartment German Auto Loans 5
Monthly Investor Report



Rolls-Royce
Motor Cars Limited

Reporting Date	Mar 11, 2019			
Payment Date	Mar 20, 2019			
Period No	29			
Monthly Period	Feb 28, 2019			
Interest Period	From	Feb 20, 2019	to	Mar 20, 2019 = 28 days

17. Car Type & Customer Group

Portfolio as of: Feb 28, 2019

Car Type	Aggregate Outstanding Principal Balance (in EUR)	Aggregate Outstanding Principal Balance (in % of total)	Number of Contracts	Number of Contracts (in % of total)
New	122,861,316.61	44.58	8,728	35.71
Used	152,727,410.47	55.42	15,715	64.29
Total	275,588,727.08	100.00	24,443	100.00

Customer Group	Aggregate Outstanding Principal Balance (in EUR)	Aggregate Outstanding Principal Balance (in % of total)	Number of Contracts	Number of Contracts (in % of total)
Commercial	67,685,333.39	24.56	4,509	18.45
Private Individual	207,903,393.69	75.44	19,934	81.55
Total	275,588,727.08	100.00	24,443	100.00

Compartment German Auto Loans 5
Monthly Investor Report



Rolls-Royce
Motor Cars Limited

Reporting Date	Mar 11, 2019			
Payment Date	Mar 20, 2019			
Period No	29			
Monthly Period	Feb 28, 2019			
Interest Period	From	Feb 20, 2019	to	Mar 20, 2019 = 28 days

18. Delinquencies

Initial Portfolio

Days past due	Aggregate Principal Balance (in EUR)	Aggregate Principal Balance (in % of total)	Number of Contracts	Number of Contracts (in % of total)
1 - 30	0.00	0.00	0	0.00
31 - 60	0.00	0.00	0	0.00
61 - 90	0.00	0.00	0	0.00
91 - 120	0.00	0.00	0	0.00
> 120	0.00	0.00	0	0.00
Total	0.00	0.00	0	0.00

Portfolio as of: Feb 28, 2019

Days past due	Aggregate Outstanding Principal Balance (in EUR)	Aggregate Outstanding Principal Balance (in % of total)	Number of Contracts	Number of Contracts (in % of total)
1 - 30	5,791,345.64	2.10	366	1.50
31 - 60	1,068,740.61	0.39	64	0.26
61 - 90	365,200.19	0.13	25	0.10
91 - 120	255,606.96	0.09	11	0.05
> 120	295,353.72	0.11	22	0.09
Total	7,776,247.12	2.82	488	2.00

Compartment German Auto Loans 5
Monthly Investor Report



Rolls-Royce
Motor Cars Limited

Reporting Date	Mar 11, 2019				
Payment Date	Mar 20, 2019				
Period No	29				
Monthly Period	Feb 28, 2019				
Interest Period	From	Feb 20, 2019	to	Mar 20, 2019	= 28 days

18a. Delinquencies Analysis

Monthly Period	Performing (in EUR)	31-60 days past due (in EUR)	61-90 days past due (in EUR)	91-120 days past due (in EUR)	>120 days past due (in EUR)
Oct - 16	1,050,465,864.65	0.00	0.00	0.00	0.00
Nov - 16	1,023,168,246.00	73,694.72	0.00	0.00	0.00
Dec - 16	991,189,256.94	773,609.52	25,355.68	0.00	0.00
Jan - 17	960,589,390.63	716,892.79	322,067.14	25,355.68	0.00
Feb - 17	931,192,969.16	667,682.73	82,782.59	137,186.88	25,355.68
Mar - 17	896,855,587.60	940,464.94	131,588.11	7,876.18	162,542.56
Apr - 17	865,832,054.58	1,118,085.96	444,027.66	75,267.03	145,063.06
May - 17	832,607,506.57	1,061,121.62	423,641.71	307,962.49	119,869.46
June - 17	800,546,797.86	1,036,925.52	602,947.47	289,431.30	210,879.46
July - 17	769,306,387.22	1,259,034.62	545,847.32	367,084.79	309,145.59
Aug - 17	739,845,101.64	1,023,053.29	507,725.30	269,339.21	561,371.65
Sept - 17	712,293,859.88	1,146,323.49	501,842.44	277,873.93	526,390.90
Oct - 17	684,853,799.32	875,518.50	542,497.21	395,360.84	467,685.91
Nov - 17	657,686,184.62	1,155,926.74	419,283.64	248,012.34	523,206.35
Dec - 17	631,240,622.75	1,356,281.63	345,889.66	282,993.91	440,506.51
Jan - 18	604,923,287.18	960,207.97	475,008.65	199,500.54	404,017.84
Feb - 18	578,831,482.33	992,621.09	512,566.25	189,176.77	255,408.35
Mar - 18	550,863,808.86	925,722.88	445,929.54	229,389.94	258,707.73
Apr - 18	522,595,400.35	1,000,695.48	418,552.34	205,905.13	233,707.72
May - 18	496,437,597.26	1,011,294.80	407,669.86	225,203.03	311,238.22
June - 18	468,608,888.67	952,948.61	432,485.51	268,954.09	222,630.27
July - 18	441,572,492.24	919,493.63	371,184.37	273,459.79	307,819.75
Aug - 18	417,906,385.80	878,398.70	344,764.72	252,139.98	329,930.10
Sept - 18	395,648,931.17	889,629.56	326,900.62	212,307.43	406,952.41
Oct - 18	372,258,829.52	937,151.72	261,851.62	209,422.17	265,491.51
Nov - 18	349,784,481.90	1,044,454.29	325,791.11	226,880.86	278,283.33

Compartment German Auto Loans 5
Monthly Investor Report



Rolls-Royce
Motor Cars Limited

Reporting Date	Mar 11, 2019				
Payment Date	Mar 20, 2019				
Period No	29				
Monthly Period	Feb 28, 2019				
Interest Period	From	Feb 20, 2019	to	Mar 20, 2019	= 28 days

18a. Delinquencies Analysis

Monthly Period	Performing (in EUR)	31-60 days past due (in EUR)	61-90 days past due (in EUR)	91-120 days past due (in EUR)	>120 days past due (in EUR)
Dec - 18	327,960,590.34	1,180,982.31	348,315.08	233,424.13	220,972.71
Jan - 19	305,388,162.75	1,119,481.60	369,735.60	226,585.28	236,503.47
Feb - 19	273,603,825.60	1,068,740.61	365,200.19	255,606.96	295,353.72

Compartment German Auto Loans 5
Monthly Investor Report



Rolls-Royce
Motor Cars Limited

Reporting Date	Mar 11, 2019			
Payment Date	Mar 20, 2019			
Period No	29			
Monthly Period	Feb 28, 2019			
Interest Period	From	Feb 20, 2019	to	Mar 20, 2019 = 28 days

19. Seasoning

Initial Portfolio

Group (in months)	Aggregate Principal Balance (in EUR)	Aggregate Principal Balance (in % of total)	Number of Contracts	Number of Contracts (in % of total)
<= 6	513,461,995.51	47.75	25,739	42.82
> 6 - <= 12	226,923,217.37	21.10	12,091	20.11
> 12 - <= 24	222,568,634.78	20.70	13,792	22.94
> 24 - <= 36	93,678,838.18	8.71	6,697	11.14
> 36 - <= 42	10,978,926.39	1.02	1,006	1.67
> 42 - <= 48	4,808,691.72	0.45	486	0.81
> 48 - <= 53	2,879,655.80	0.27	300	0.50
> 53	0.00	0.00	0	0.00
Total	1,075,299,959.75	100.00	60,111	100.00

WA Seasoning (in months):	10.84
Min (in months):	3.00
Max (in months):	53.00

Compartment German Auto Loans 5
Monthly Investor Report



Rolls-Royce
Motor Cars Limited

Reporting Date	Mar 11, 2019			
Payment Date	Mar 20, 2019			
Period No	29			
Monthly Period	Feb 28, 2019			
Interest Period	From	Feb 20, 2019	to	Mar 20, 2019 = 28 days

19. Seasoning

Portfolio as of: Feb 28, 2019

Group (in months)	Aggregate Outstanding Principal Balance (in EUR)	Aggregate Outstanding Principal Balance (in % of total)	Number of Contracts	Number of Contracts (in % of total)
<= 6	0.00	0.00	0	0.00
> 6 - <= 12	0.00	0.00	0	0.00
> 12 - <= 24	0.00	0.00	0	0.00
> 24 - <= 36	232,211,644.30	84.26	19,257	78.78
> 36 - <= 42	21,774,068.82	7.90	2,595	10.62
> 42 - <= 48	11,721,139.69	4.25	1,307	5.35
> 48 - <= 53	4,780,940.45	1.73	576	2.36
> 53	5,100,933.82	1.85	708	2.90
Total	275,588,727.08	100.00	24,443	100.00

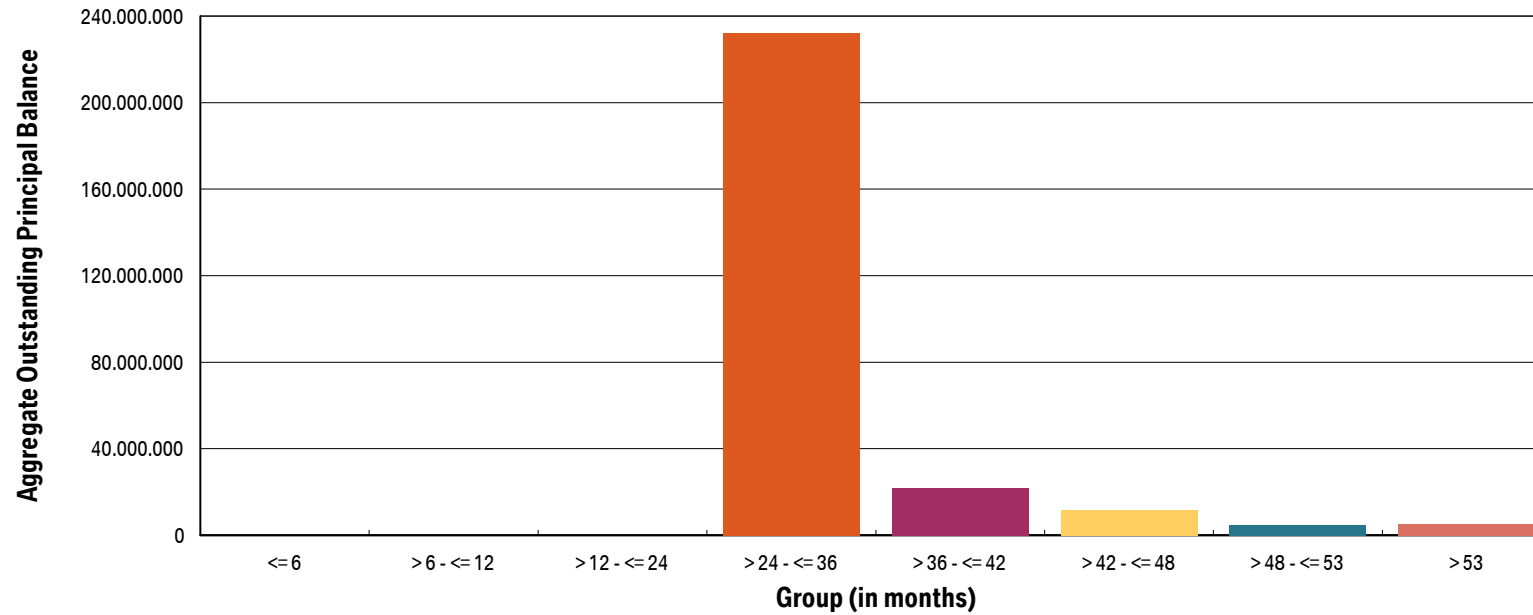
WA Seasoning (in months):	35.23
Min (in months):	32.00
Max (in months):	82.00

Compartment German Auto Loans 5
Monthly Investor Report



Reporting Date	Mar 11, 2019				
Payment Date	Mar 20, 2019				
Period No	29				
Monthly Period	Feb 28, 2019				
Interest Period	From	Feb 20, 2019	to	Mar 20, 2019	= 28 days

19a. Seasoning (graph)



Compartment German Auto Loans 5
Monthly Investor Report



Rolls-Royce
Motor Cars Limited

Reporting Date	Mar 11, 2019			
Payment Date	Mar 20, 2019			
Period No	29			
Monthly Period	Feb 28, 2019			
Interest Period	From	Feb 20, 2019	to	Mar 20, 2019 = 28 days

20. Remaining Term

Initial Portfolio

Group (in months)	Aggregate Principal Balance (in EUR)	Aggregate Principal Balance (in % of total)	Number of Contracts	Number of Contracts (in % of total)
<= 6	20,798,111.35	1.93	2,129	3.54
> 6 - <= 12	62,043,913.58	5.77	5,270	8.77
> 12 - <= 24	216,926,052.89	20.17	14,643	24.36
> 24 - <= 36	461,531,199.46	42.92	23,125	38.47
> 36 - <= 42	68,695,580.55	6.39	3,896	6.48
> 42 - <= 48	86,831,785.01	8.08	4,327	7.20
> 48 - <= 53	45,890,323.30	4.27	2,001	3.33
> 53	112,582,993.61	10.47	4,720	7.85
Total	1,075,299,959.75	100.00	60,111	100.00

WA Remaining Term (in months):	31.83
Min (in months):	3.00
Max (in months):	60.00

Compartment German Auto Loans 5
Monthly Investor Report



Rolls-Royce
Motor Cars Limited

Reporting Date	Mar 11, 2019			
Payment Date	Mar 20, 2019			
Period No	29			
Monthly Period	Feb 28, 2019			
Interest Period	From	Feb 20, 2019	to	Mar 20, 2019 = 28 days

20. Remaining Term

Portfolio as of: Feb 28, 2019

Group (in months)	Aggregate Outstanding Principal Balance (in EUR)	Aggregate Outstanding Principal Balance (in % of total)	Number of Contracts	Number of Contracts (in % of total)
<= 6	137,098,725.98	49.75	14,563	59.58
> 6 - <= 12	19,333,204.17	7.02	1,827	7.47
> 12 - <= 24	65,032,841.53	23.60	4,843	19.81
> 24 - <= 36	54,123,955.40	19.64	3,210	13.13
> 36 - <= 42	0.00	0.00	0	0.00
> 42 - <= 48	0.00	0.00	0	0.00
> 48 - <= 53	0.00	0.00	0	0.00
> 53	0.00	0.00	0	0.00
Total	275,588,727.08	100.00	24,443	100.00

WA Remaining Term (in months):	11.34
Min (in months):	0.00
Max (in months):	31.00

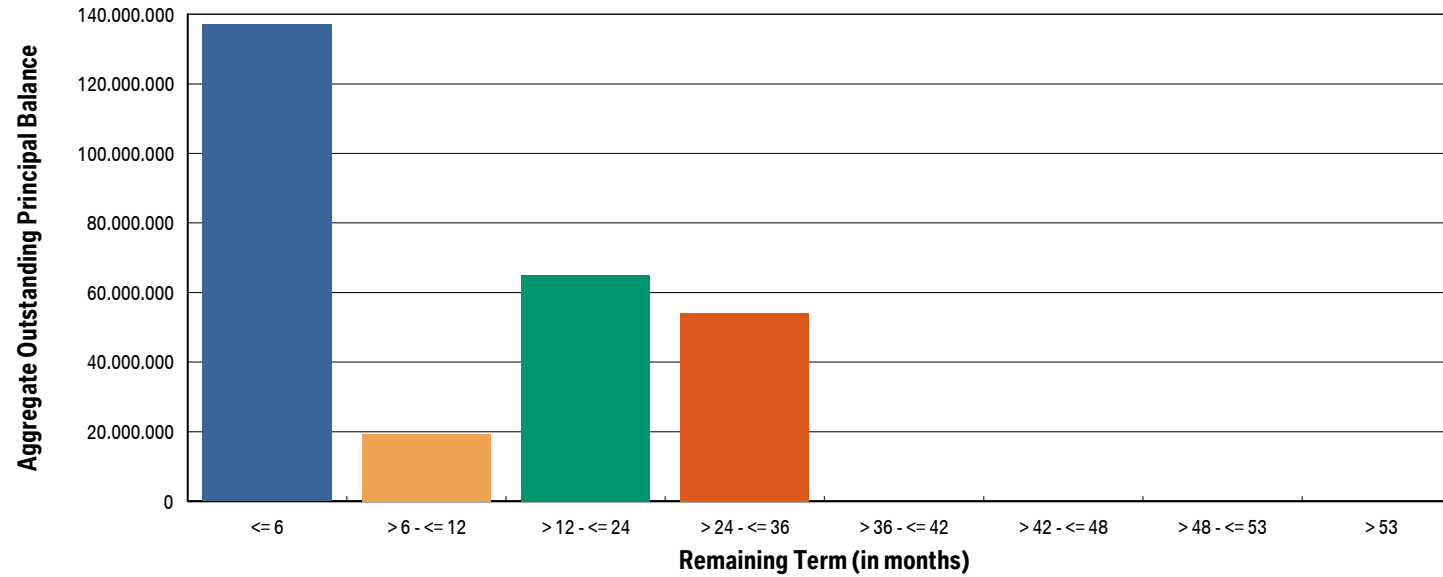
Compartment German Auto Loans 5
Monthly Investor Report



Rolls-Royce
 Motor Cars Limited

Reporting Date	Mar 11, 2019				
Payment Date	Mar 20, 2019				
Period No	29				
Monthly Period	Feb 28, 2019				
Interest Period	From	Feb 20, 2019	to	Mar 20, 2019	= 28 days

20a. Remaining Term (graph)



Compartment German Auto Loans 5
Monthly Investor Report



Rolls-Royce
Motor Cars Limited

Reporting Date	Mar 11, 2019			
Payment Date	Mar 20, 2019			
Period No	29			
Monthly Period	Feb 28, 2019			
Interest Period	From	Feb 20, 2019	to	Mar 20, 2019 = 28 days

21. Original Term

Initial Portfolio

Group (in months)	Aggregate Principal Balance (in EUR)	Aggregate Principal Balance (in % of total)	Number of Contracts	Number of Contracts (in % of total)
<= 6	0.00	0.00	0	0.00
> 6 - <= 12	755,642.02	0.07	247	0.41
> 12 - <= 24	40,304,275.47	3.75	4,425	7.36
> 24 - <= 36	623,602,005.18	57.99	33,569	55.85
> 36 - <= 42	6,532,424.98	0.61	499	0.83
> 42 - <= 48	163,854,877.82	15.24	9,826	16.35
> 48 - <= 53	877,754.24	0.08	56	0.09
> 53	239,372,980.04	22.26	11,489	19.11
Total	1,075,299,959.75	100.00	60,111	100.00

WA Original Term (in months):	42.67
Min (in months):	12.00
Max (in months):	96.00

Compartment German Auto Loans 5
Monthly Investor Report



Rolls-Royce
Motor Cars Limited

Reporting Date	Mar 11, 2019			
Payment Date	Mar 20, 2019			
Period No	29			
Monthly Period	Feb 28, 2019			
Interest Period	From	Feb 20, 2019	to	Mar 20, 2019 = 28 days

21. Original Term

Portfolio as of: Feb 28, 2019

Group (in months)	Aggregate Outstanding Principal Balance (in EUR)	Aggregate Outstanding Principal Balance (in % of total)	Number of Contracts	Number of Contracts (in % of total)
<= 6	0.00	0.00	0	0.00
> 6 - <= 12	0.00	0.00	0	0.00
> 12 - <= 24	35,493.99	0.01	25	0.10
> 24 - <= 36	126,160,559.59	45.78	12,307	50.35
> 36 - <= 42	1,446,933.61	0.53	216	0.88
> 42 - <= 48	53,451,063.42	19.40	5,094	20.84
> 48 - <= 53	247,067.96	0.09	29	0.12
> 53	94,247,608.51	34.20	6,772	27.71
Total	275,588,727.08	100.00	24,443	100.00

WA Original Term (in months):	46.55
Min (in months):	24.00
Max (in months):	96.00

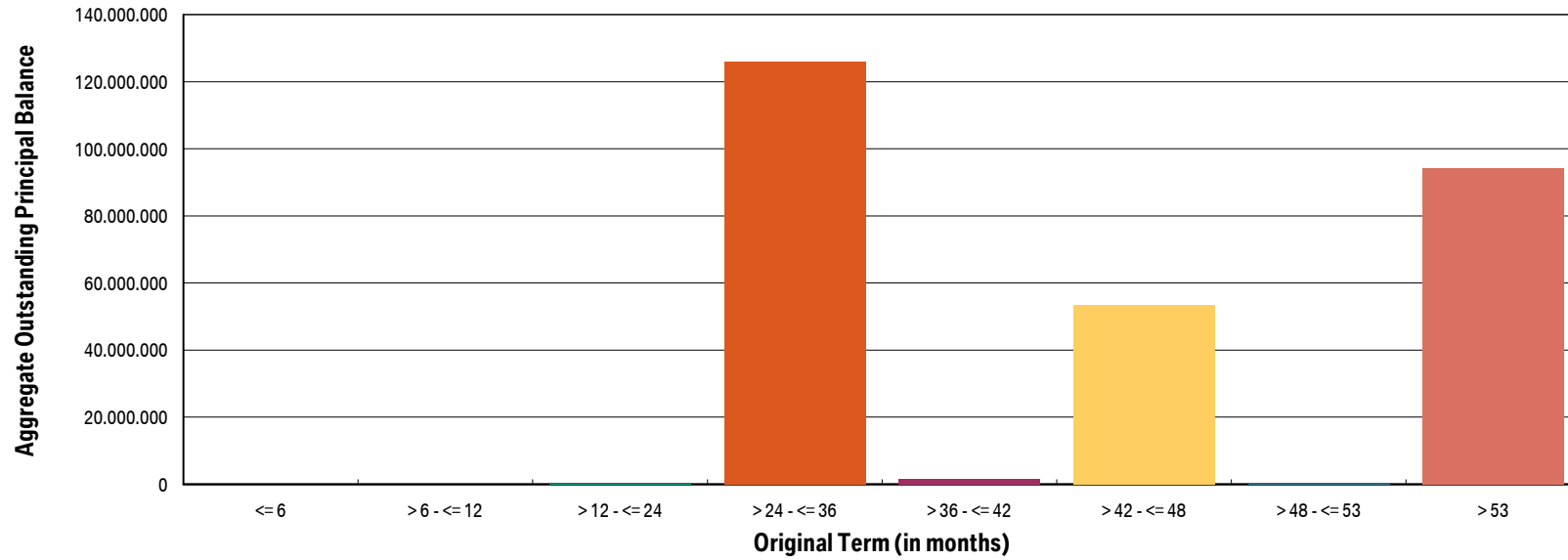
Compartment German Auto Loans 5
Monthly Investor Report



Rolls-Royce
 Motor Cars Limited

Reporting Date	Mar 11, 2019				
Payment Date	Mar 20, 2019				
Period No	29				
Monthly Period	Feb 28, 2019				
Interest Period	From	Feb 20, 2019	to	Mar 20, 2019	= 28 days

21a. Original Term (graph)



Compartment German Auto Loans 5
Monthly Investor Report



Rolls-Royce
Motor Cars Limited

Reporting Date	Mar 11, 2019			
Payment Date	Mar 20, 2019			
Period No	29			
Monthly Period	Feb 28, 2019			
Interest Period	From	Feb 20, 2019	to	Mar 20, 2019 = 28 days

22. Vehicle Class

Initial Portfolio

Group	Aggregate Principal Balance (in EUR)	Aggregate Principal Balance (in % of total)	Number of Contracts	Number of Contracts (in % of total)
BMW 1 Series	146,672,405.77	13.64	11,296	18.79
BMW 2 Series	82,922,645.22	7.71	3,480	5.79
BMW 3 Series	164,357,045.23	15.28	10,198	16.97
BMW 4 Series	37,243,190.54	3.46	1,136	1.89
BMW 5 Series	136,534,367.43	12.70	6,542	10.88
BMW 6 Series	12,000,051.05	1.12	318	0.53
BMW 7 Series	20,499,531.87	1.91	703	1.17
BMW X1 Series	74,567,841.28	6.93	4,127	6.87
BMW X3 Series	68,158,284.25	6.34	3,068	5.10
BMW X4 Series	12,984,192.20	1.21	321	0.53
BMW X5 Series	55,219,912.04	5.14	1,733	2.88
BMW X6 Series	23,366,226.03	2.17	602	1.00
BMW Z Series	12,893,256.57	1.20	703	1.17
MINI	122,921,806.64	11.43	8,390	13.96
Non BMW Group Models (incl. Motorcycles)	32,726,810.87	3.04	2,657	4.42
Other BMW Group (incl. Motorcycles)	72,232,392.76	6.72	4,837	8.05
Total	1,075,299,959.75	100.00	60,111	100.00

Compartment German Auto Loans 5
Monthly Investor Report



Rolls-Royce
Motor Cars Limited

Reporting Date	Mar 11, 2019			
Payment Date	Mar 20, 2019			
Period No	29			
Monthly Period	Feb 28, 2019			
Interest Period	From	Feb 20, 2019	to	Mar 20, 2019 = 28 days

22.Vehicle Class

Portfolio as of: Feb 28, 2019

Group	Aggregate Outstanding Principal Balance (in EUR)	Aggregate Outstanding Principal Balance (in % of total)	Number of Contracts	Number of Contracts (in % of total)
BMW 1 Series	38,389,235.54	13.93	4,688	19.18
BMW 2 Series	31,436,680.17	11.41	2,059	8.42
BMW 3 Series	40,670,010.57	14.76	3,936	16.10
BMW 4 Series	10,914,519.91	3.96	544	2.23
BMW 5 Series	35,524,478.37	12.89	2,692	11.01
BMW 6 Series	3,872,897.40	1.41	162	0.66
BMW 7 Series	4,576,234.06	1.66	250	1.02
BMW X1 Series	18,328,201.84	6.65	1,732	7.09
BMW X3 Series	17,608,556.29	6.39	1,270	5.20
BMW X4 Series	3,303,302.54	1.20	135	0.55
BMW X5 Series	14,236,399.33	5.17	671	2.75
BMW X6 Series	6,383,000.98	2.32	260	1.06
BMW Z Series	2,902,441.74	1.05	258	1.06
BMW i Series	322,112.14	0.12	15	0.06
MINI	34,527,517.03	12.53	3,754	15.36
Non BMW Group Models (incl. Motorcycles)	8,288,493.68	3.01	983	4.02
Other BMW Group (incl. Motorcycles)	4,304,645.49	1.56	1,034	4.23
Total	275,588,727.08	100.00	24,443	100.00

Compartment German Auto Loans 5
Monthly Investor Report



Rolls-Royce
Motor Cars Limited

Reporting Date	Mar 11, 2019			
Payment Date	Mar 20, 2019			
Period No	29			
Monthly Period	Feb 28, 2019			
Interest Period	From	Feb 20, 2019	to	Mar 20, 2019 = 28 days

23. Payment Type

Initial Portfolio:

Group	Aggregate Principal Balance (in EUR)	Aggregate Principal Balance (in % of total)	Number of Contracts	Number of Contracts (in % of total)
Direct debit	1,072,751,732.87	99.76	59,957	99.74
Self payment	2,548,226.88	0.24	154	0.26
Total	1,075,299,959.75	100.00	60,111	100.00

Portfolio as of: Feb 28, 2019

Group	Aggregate Outstanding Principal Balance (in EUR)	Aggregate Outstanding Principal Balance (in % of total)	Number of Contracts	Number of Contracts (in % of total)
Direct debit	262,093,879.19	95.10	22,490	92.01
Self payment	13,494,847.89	4.90	1,953	7.99
Total	275,588,727.08	100.00	24,443	100.00

Compartment German Auto Loans 5
Monthly Investor Report



Rolls-Royce
 Motor Cars Limited

Reporting Date	Mar 11, 2019			
Payment Date	Mar 20, 2019			
Period No	29			
Monthly Period	Feb 28, 2019			
Interest Period	From	Feb 20, 2019	to	Mar 20, 2019 = 28 days

24. Interest Rates

		Weighted Average Nominal Interest Rate (in %)	
Aggregate Principal Balance (Initial)	1,075,299,959.75		3.53
Aggregate Outstanding Principal Balance	275,588,727.08		3.35

Compartment German Auto Loans 5
Monthly Investor Report



Rolls-Royce
Motor Cars Limited

Reporting Date	Mar 11, 2019			
Payment Date	Mar 20, 2019			
Period No	29			
Monthly Period	Feb 28, 2019			
Interest Period	From	Feb 20, 2019	to	Mar 20, 2019 = 28 days

25. Credit Type

Initial Portfolio

Credit Type	Aggregate Principal Balance (in EUR)	Aggregate Principal Balance (in % of total)	Number of Contracts	Number of Contracts (in % of total)
Balloon	1,060,074,871.58	98.58	57,636	95.88
Equal Instalment Loan	15,225,088.17	1.42	2,475	4.12
Total	1,075,299,959.75	100.00	60,111	100.00

Portfolio as of: Feb 28, 2019

Credit Type	Aggregate Outstanding Principal Balance (in EUR)	Aggregate Outstanding Principal Balance (in % of total)	Number of Contracts	Number of Contracts (in % of total)
Balloon	273,939,798.16	99.40	23,853	97.59
Equal Instalment Loan	1,648,928.92	0.60	590	2.41
Total	275,588,727.08	100.00	24,443	100.00

Compartment German Auto Loans 5
Monthly Investor Report



Rolls-Royce
Motor Cars Limited

Reporting Date	Mar 11, 2019			
Payment Date	Mar 20, 2019			
Period No	29			
Monthly Period	Feb 28, 2019			
Interest Period	From	Feb 20, 2019	to	Mar 20, 2019 = 28 days

26. Contracts Per Customer

Initial Portfolio:

Group	Aggregate Principal Balance (in EUR)	Aggregate Principal Balance (in % of total)	Number of Contracts	Number of Contracts (in % of total)
1	1,017,602,889.73	94.63	57,446	95.57
2 - 4	51,656,379.60	4.80	2,379	3.96
5 - 7	2,535,838.20	0.24	133	0.22
8 - 10	1,010,395.69	0.09	34	0.06
> 10	2,494,456.53	0.23	119	0.20
Total	1,075,299,959.75	100.00	60,111	100.00

Portfolio as of: Feb 28, 2019

Group	Aggregate Outstanding Principal Balance (in EUR)	Aggregate Outstanding Principal Balance (in % of total)	Number of Contracts	Number of Contracts (in % of total)
1	269,694,245.03	97.86	24,035	98.33
2 - 4	5,891,061.48	2.14	403	1.65
5 - 7	3,420.57	0.00	5	0.02
8 - 10	0.00	0.00	0	0.00
> 10	0.00	0.00	0	0.00
Total	275,588,727.08	100.00	24,443	100.00

Compartment German Auto Loans 5
Monthly Investor Report



Rolls-Royce
Motor Cars Limited

Reporting Date	Mar 11, 2019			
Payment Date	Mar 20, 2019			
Period No	29			
Monthly Period	Feb 28, 2019			
Interest Period	From	Feb 20, 2019	to	Mar 20, 2019 = 28 days

27. Amortisation

Initial Portfolio

Period	Principal Balance (in EUR)
	1,075,299,959.75
1	1,060,386,536.06
2	1,045,426,599.52
3	1,026,524,829.90
4	1,007,855,953.55
5	988,686,108.16
6	967,785,992.11
7	946,194,178.56
8	923,515,218.64
9	901,472,839.78
10	878,059,167.42
11	856,341,784.93
12	834,355,646.06
13	811,456,793.04
14	790,219,649.31
15	768,583,336.56
16	747,367,096.70
17	724,682,607.23
18	700,065,405.54
19	673,439,291.74
20	648,989,076.41
21	623,439,136.21
22	596,069,967.45
23	571,980,335.04
24	548,230,253.84
25	524,914,708.88
26	503,309,658.01
27	479,758,473.01
28	459,530,956.11
29	417,248,019.52

Current Portfolio

Period	Principal Balance in EUR	Reduction in EUR
	275,588,727.08	
1	241,064,704.64	34,524,022.44
2	207,014,752.48	34,049,952.16
3	173,758,972.93	33,255,779.55
4	132,867,205.97	40,891,766.96
5	128,245,200.70	4,622,005.27
6	123,851,678.16	4,393,522.54
7	119,529,524.09	4,322,154.07
8	115,105,162.66	4,424,361.43
9	110,741,956.50	4,363,206.16
10	106,630,450.26	4,111,506.24
11	102,689,564.26	3,940,886.00
12	95,084,939.29	7,604,624.97
13	86,525,037.31	8,559,901.98
14	77,204,381.87	9,320,655.44
15	68,604,924.34	8,599,457.53
16	59,376,370.36	9,228,553.98
17	56,498,155.11	2,878,215.25
18	53,928,733.83	2,569,421.28
19	51,465,928.92	2,462,804.91
20	48,638,198.48	2,827,730.44
21	45,815,210.75	2,822,987.73
22	43,306,549.30	2,508,661.45
23	40,777,604.36	2,528,944.94
24	34,365,805.62	6,411,798.74
25	26,016,150.31	8,349,655.31
26	17,324,315.03	8,691,835.28
27	8,946,877.08	8,377,437.95
28	9,268.96	8,937,608.12
29	3,377.28	5,891.68

Compartment German Auto Loans 5
Monthly Investor Report



Rolls-Royce
Motor Cars Limited

Reporting Date	Mar 11, 2019		
Payment Date	Mar 20, 2019		
Period No	29		
Monthly Period	Feb 28, 2019		
Interest Period	From	Feb 20, 2019	to Mar 20, 2019 = 28 days

27. Amortisation

Initial Portfolio

Period	Principal Balance (in EUR)
30	368,110,583.56
31	315,883,732.10
32	266,971,426.53
33	207,605,891.99
34	199,995,423.62
35	192,652,298.34
36	185,570,957.79
37	178,252,601.50
38	171,226,550.03
39	164,203,833.86
40	157,860,640.63
41	145,432,969.52
42	132,451,308.60
43	118,294,874.77
44	104,799,700.84
45	91,436,580.53
46	86,948,391.53
47	82,655,660.97
48	78,735,516.85
49	74,089,415.13
50	69,538,105.32
51	65,370,908.76
52	61,561,880.36
53	50,953,560.47
54	38,628,975.62
55	25,461,519.43
56	13,413,160.21
57	13,091.22
58	4,532.28
59	1,245.01

Current Portfolio

Period	Principal Balance in EUR	Reduction in EUR
30	966.00	2,411.28
31	0.00	966.00
32	0.00	0.00
33	0.00	0.00
34	0.00	0.00
35	0.00	0.00
36	0.00	0.00
37	0.00	0.00
38	0.00	0.00
39	0.00	0.00
40	0.00	0.00
41	0.00	0.00
42	0.00	0.00
43	0.00	0.00
44	0.00	0.00
45	0.00	0.00
46	0.00	0.00
47	0.00	0.00
48	0.00	0.00
49	0.00	0.00
50	0.00	0.00
51	0.00	0.00
52	0.00	0.00
53	0.00	0.00
54	0.00	0.00
55	0.00	0.00
56	0.00	0.00
57	0.00	0.00
58	0.00	0.00
59	0.00	0.00

Compartment German Auto Loans 5
Monthly Investor Report



Rolls-Royce
 Motor Cars Limited

Reporting Date	Mar 11, 2019			
Payment Date	Mar 20, 2019			
Period No	29			
Monthly Period	Feb 28, 2019			
Interest Period	From	Feb 20, 2019	to	Mar 20, 2019 = 28 days

27. Amortisation

Initial Portfolio

Period	Principal Balance (in EUR)
60	0.00

Current Portfolio

Period	Principal Balance in EUR	Reduction in EUR
60	0.00	0.00

Compartment German Auto Loans 5
Monthly Investor Report



Rolls-Royce
Motor Cars Limited

Reporting Date	Mar 11, 2019			
Payment Date	Mar 20, 2019			
Period No	29			
Monthly Period	Feb 28, 2019			
Interest Period	From	Feb 20, 2019	to	Mar 20, 2019 = 28 days

28. Priority of Payments

Priority of Payments*

Available Distribution Amount	+	37,897,586.21
Taxes	-	4,497.89
Trustee Payment	-	0.00
Senior Expenses	-	6,643.15
Swap Net Payment	-	0.00
Class A Interest	-	4,500.00
Class B Interest	-	58,568.34
Cash Reserve	-	5,380,000.00
Principal Class A	-	32,443,376.83
Principal Class B	-	0.00
Swap Termination Event	-	0.00
Subordinated Loan Interest	-	0.00
Subordinated Loan Principal	-	0.00
Seller	-	0.00

*all Amounts in EUR

Compartment German Auto Loans 5
Monthly Investor Report



Rolls-Royce
Motor Cars Limited

Reporting Date	Mar 11, 2019			
Payment Date	Mar 20, 2019			
Period No	29			
Monthly Period	Feb 28, 2019			
Interest Period	From	Feb 20, 2019	to	Mar 20, 2019 = 28 days

29. Transaction Costs

	Class A	Class B	Subordinated Loan	Total
Senior Expenses				6,643.15
Interest accrued for the Period (in EUR)	4,500.00	58,568.34	3,690.68	66,759.02
Interest payments for the Period (in EUR)	4,500.00	58,568.34	0.00	63,068.34
Cumulative Interest Payments (in EUR)	400,100.00	1,842,764.19	0.00	2,242,864.19
Unpaid Interest for the Period (in EUR)	0.00	0.00	3,690.68	3,690.68
Cumulative Unpaid Interest (in EUR)	0.00	0.00	115,763.86	115,763.86

Compartment German Auto Loans 5
Monthly Investor Report



Rolls-Royce
Motor Cars Limited

Reporting Date	Mar 11, 2019			
Payment Date	Mar 20, 2019			
Period No	29			
Monthly Period	Feb 28, 2019			
Interest Period	From	Feb 20, 2019	to	Mar 20, 2019 = 28 days

30. Ratings

		Fitch	S&P	Moody's	DBRS
Notes - current ratings					
	Class A	AAA	N/A	Aaa	N/A
	Class B	N/A	N/A	N/A	N/A

			Fitch	S&P	Moody's	DBRS	Trigger Breached
Transaction Parties - current ratings							
	BMW AG	long term	N/A	A+	A1	A	no
		short term	N/A	A-1	P-1	N/A	no
Issuer Account Bank:	Elavon Financial Services Limited, UK Branch	long term	AA-	AA-	Aa2	N/A	no
		short term	F1+	A-1+	P-1	N/A	no
Swap Provider:	Lloyds Bank Corporate Markets plc	long term	A+	A	Aa3	A	no
		short term	F1	A-1	P-1	R-1 M	no
Calculation Agent:	Elavon Financial Services Limited, UK Branch	long term	AA-	AA-	Aa2	N/A	no
		short term	F1+	A-1+	P-1	N/A	no
Trustee:	U.S. Bank Trustees Limited	long term	AA-	A+	A1	N/A	no
		short term	F1+	A-1	P-1	N/A	no

			Fitch	S&P	Moody's	DBRS
Transaction Parties - required ratings						
	BMW AG	long term	N/A	N/A	A2	N/A
		short term	N/A	N/A	P-1	N/A
Issuer Account Bank:	Elavon Financial Services Limited, UK Branch	long term	A	N/A	A2	N/A
		short term	F1	N/A	P-1	N/A
Swap Provider:	Lloyds Bank Corporate Markets plc	long term	A	N/A	Baa1	N/A
		short term	F1	N/A	N/A	N/A

Compartment German Auto Loans 5
Monthly Investor Report



Rolls-Royce
 Motor Cars Limited

Reporting Date	Mar 11, 2019			
Payment Date	Mar 20, 2019			
Period No	29			
Monthly Period	Feb 28, 2019			
Interest Period	From	Feb 20, 2019	to	Mar 20, 2019 = 28 days

31. Swap Counterparty Data

Swap Counterparty Data	
Swap counterparty provider	Lloyds Bank PLC
Swap termination event	No

Swap Data	
Swap type	Fixed floating interest rate swap
Notional amount (in EUR)	182,271,883.58
Fixed rate (in %)	-0.4119
Floating rate (Euribor in %)	-0.3680
Net swap payments (in EUR) (- from SPV / + to SPV)	10,394.56