



**Bavarian Sky S.A., Compartment German Auto Loans 5**

**Monthly Investor Report - January 2019**

**BMW  
GROUP**



**Rolls-Royce**  
Motor Cars Limited

# Compartment German Auto Loans 5

## Monthly Investor Report



Rolls-Royce  
Motor Cars Limited

Reporting Date	Feb 11, 2019
Payment Date	Feb 20, 2019
Period No	28
Monthly Period	Jan 31, 2019
Interest Period	From Jan 21, 2019 to Feb 20, 2019 = 30 days

## Cover Sheet Monthly Investor Report

### Index

1. Contact Information
2. Reporting Contact Details
3. Counterparty History
4. Overview Dates
5. Portfolio information
6. Reserves
7. Performance data
8. Defaulted Amount & Recovery Amount
9. Defaulted Amount & Recovery Amount - Loan Level Data
10. Outstanding Note Balance
11. Original Principal Balance
12. Aggregate Principal Balance
13. Aggregate Outstanding Principal Balance
14. Down Payments
15. Borrower Concentration
16. Geographical Distribution
17. Car Type & Customer Group
18. Delinquencies
19. Seasoning
20. Remaining Term
21. Original Term
22. Vehicle Class
23. Payment Type
24. Interest Rates
25. Credit Type
26. Contracts per Customer
27. Amortisation
28. Priority of Payments
29. Transaction Costs
30. Ratings
31. Swap Counterparties

# Compartment German Auto Loans 5

## Monthly Investor Report

**BMW**  
**GROUP**



Rolls-Royce  
Motor Cars Limited

Reporting Date	Feb 11, 2019
Payment Date	Feb 20, 2019
Period No	28
Monthly Period	Jan 31, 2019
Interest Period	From Jan 21, 2019 to Feb 20, 2019 = 30 days

### 1. Contact Information

#### Transaction Parties

##### Issuer:

##### **Bavarian Sky S.A.**

Acting in respect of its Compartment German Auto Loans 5  
2a, rue Nicolas Bové  
L-1253 Luxembourg  
Luxembourg  
Attn.: Valérie Schleimer  
valerie.schleimer@intertrustgroup.com  
+352 26 563171

##### Corporate Administrator:

##### **Intertrust (Luxembourg) S.à r.l.**

6, Rue Eugène Ruppert  
L-2453 Luxembourg  
Luxembourg  
Attn.: Valérie Schleimer  
valerie.schleimer@intertrustgroup.com  
+352 26 44 91

##### Originator/Service:

##### **BMW Bank GmbH**

Heidemannstrasse 164  
80939 Munich  
Germany  
Attn.: Antoun Zakhour  
abs.bmwgroup@bmw.de  
+49-89-382-61467  
Attn.: Michael Dalchow  
abs.bmwgroup@bmw.de  
+49-89-382-53070

# Compartment German Auto Loans 5 Monthly Investor Report



Rolls-Royce  
Motor Cars Limited

Reporting Date	Feb 11, 2019
Payment Date	Feb 20, 2019
Period No	28
Monthly Period	Jan 31, 2019
Interest Period	From Jan 21, 2019 to Feb 20, 2019 = 30 days

## 1. Contact Information

### Transaction Parties

#### Calculation Agent/Paying Agent/

#### **Elavon Financial Services Limited, UK Branch**

125 Old Broad Street, 5th Floor  
EC2N 1AR London  
United Kingdom  
Attn.: Structured Finance Relationship Management  
mbs.relationship.management@usbank.com

#### Trustee:

#### **U.S. Bank Trustees Limited**

125 Old Broad Street 5th Floor  
EC2N 1AR London  
United Kingdom  
Attn.: Structured Finance Relationship Management  
mbs.relationship.management@usbank.com; chris.yates1@usbank.com  
+44 207 330 2144

#### Issuer Account Bank:

#### **Elavon Financial Services Limited, UK Branch**

125 Old Broad Street, 5th Floor  
EC2N 1AR London  
United Kingdom  
Attn.: Structured Finance Relationship Management  
mbs.relationship.management@usbank.com

# Compartment German Auto Loans 5

## Monthly Investor Report



Rolls-Royce  
Motor Cars Limited

Reporting Date	Feb 11, 2019
Payment Date	Feb 20, 2019
Period No	28
Monthly Period	Jan 31, 2019
Interest Period	From Jan 21, 2019 to Feb 20, 2019 = 30 days

### 1. Contact Information

#### Transaction Parties

##### Data Trustee:

##### **Intertrust Trustees Limited**

35 Great St. Helen's  
EC3A 6AP London  
United Kingdom  
Attn.: The Directors  
IntertrustTrustees-uk@intertrustgroup.com  
+44 20 73986300

##### Swap Counterparty:

##### **Lloyds Bank Corporate Markets plc**

33 Old Broad Street  
EC2N 1HZ London  
United Kingdom  
WBMDerivativesClientSupport@Lloydsbanking.com

##### Rating Agencies:

##### **Fitch Ratings Ltd**

30 North Colonnade, Canary Wharf  
E14 5GN London  
United Kingdom  
ABSsurveillance@fitchratings.com

##### **Moody's Investors Service Limited**

One Canada Square, Canary Wharf  
E14 5FH London  
United Kingdom  
monitor.abs@moodys.com

# Compartment German Auto Loans 5

## Monthly Investor Report



Rolls-Royce  
Motor Cars Limited

Reporting Date	Feb 11, 2019			
Payment Date	Feb 20, 2019			
Period No	28			
Monthly Period	Jan 31, 2019			
Interest Period	From	Jan 21, 2019	to	Feb 20, 2019 = 30 days

## 2. Reporting Contact Details

### Contact for Servicer Report (Portfolio related information in Investor Report)

#### Contact for Investor Reporting:

#### **BMW Bank GmbH**

Heidemannstrasse 164  
80939 Munich  
Germany

Attn.: Antoun Zakhour  
abs.bmwgroup@bmw.de  
+49-89-382-61467

Attn.: Michael Dalchow  
abs.bmwgroup@bmw.de  
+49-89-382-53070

#### Calculation Agent:

#### **Elavon Financial Services Limited, UK Branch**

125 Old Broad Street, 5th Floor  
EC2N 1AR London  
United Kingdom

Attn. Structured Finance Relationship Management  
mbs.relationship.management@usbank.com

**Compartment German Auto Loans 5**  
**Monthly Investor Report**



Reporting Date	Feb 11, 2019
Payment Date	Feb 20, 2019
Period No	28
Monthly Period	Jan 31, 2019
Interest Period	From Jan 21, 2019 to Feb 20, 2019 = 30 days

**3. Counterparty History**

Replacement Party to be added if applicable

**Compartment German Auto Loans 5**  
**Monthly Investor Report**



Rolls-Royce  
 Motor Cars Limited

Reporting Date	Feb 11, 2019			
Payment Date	Feb 20, 2019			
Period No	28			
Monthly Period	Jan 31, 2019			
Interest Period	From	Jan 21, 2019	to	Feb 20, 2019 = 30 days

**4. Overview Dates**

<b>Initial Cut-Off Date:</b>	30/09/2016		
<b>Issue Date:</b>	20/10/2016	<b>Legal Maturity Date:</b>	20/10/2023
<b>Reporting Date</b>	11/02/2019		
<b>Investor Reporting Date</b>	18/02/2019		
<b>Interest Determination Date</b>	17/01/2019		
<b>Reporting Frequency:</b>	monthly		
<b>Monthly Period No. (since Issue Date):</b>	28	<b>(since Issue Date)</b>	
<b>Payment Date:</b>	20/02/2019		
<b>Next Payment Date</b>	20/03/2019		
<b>Monthly Period:</b>	01/01/2019	<b>until</b>	31/01/2019



# Compartment German Auto Loans 5

## Monthly Investor Report



Rolls-Royce  
Motor Cars Limited

Reporting Date	Feb 11, 2019			
Payment Date	Feb 20, 2019			
Period No	28			
Monthly Period	Jan 31, 2019			
Interest Period	From	Jan 21, 2019	to	Feb 20, 2019 = 30 days

### 5. Portfolio information

	current period	prior period
<b>Outstanding receivables in EUR</b>	<b>Aggregate outstanding principal balance</b>	<b>Aggregate outstanding principal balance</b>
<b>Beginning of period in EUR</b>	329,944,284.57	351,659,891.49
Scheduled principal payments in EUR	13,233,647.30	13,838,921.79
Prepayment* principal in EUR	8,869,884.70	7,146,982.42
Prepayments* number of contracts	605	494
Repurchases* principal in EUR	366,433.73	575,944.29
Repurchases* number of contracts	21	28
<b>Total principal collections in EUR</b>	22,469,965.73	21,561,848.50
<b>Total interest collections in EUR</b>	900,767.99	960,283.47
<b>Defaulted Amounts in EUR</b>	260,464.37	233,126.44
<b>Recoveries in EUR</b>	126,614.23	79,368.02
<b>Late Recoveries in EUR</b>	14,220.14	6,580.55
<b>End of Period in EUR</b>	307,340,468.70	329,944,284.57
<b>Current prepayment rate (annualised) in %</b>	28.88	22.63

\* Prepayments are defined as all contracts that are early settled by the borrower and repurchases are defined as all contracts that are repurchased due to modification of contract.

**Compartment German Auto Loans 5**  
**Monthly Investor Report**



Rolls-Royce  
Motor Cars Limited

Reporting Date	Feb 11, 2019			
Payment Date	Feb 20, 2019			
Period No	28			
Monthly Period	Jan 31, 2019			
Interest Period	From	Jan 21, 2019	to	Feb 20, 2019 = 30 days

**6. Reserves**

**Aggregate outstanding notes balance**

Initial outstanding notes balance in EUR 1,075,300,000.00

<b>Cash Reserve</b>	<b>in EUR</b>
Outstanding cash reserve beginning of period	5,380,000.00
Interest on cash reserve - previous period	0.00
Required cash reserve	5,380,000.00
Outstanding cash reserve end of period	5,380,000.00

<b>Triggers*</b>								
Reserves	Current ratio	Trigger	Required Rating BMW AG				Trigger Breach	
			Fitch	S&P	Moody's	DBRS		
Commingling Reserve			Long Term	A	N/A	A2	N/A	no
			Short Term	F1	N/A	P-1	N/A	no

\* Breach of one of these triggers in conjunction with any other event as set out in the Servicing Agreement and / or the Receivables Purchase Agreement will oblige BMW Bank GmbH to post additional cash collateral. The Reserves will be adjusted on a monthly basis and shall be deposited in the Issuer Account and exclusively reserved to cover risks.

<b>Commingling Reserve</b>	<b>in EUR</b>
Outstanding Commingling Reserve end of period	0.00

**Set-Off Risk (current ratio): 0,00%**

**Compartment German Auto Loans 5**  
**Monthly Investor Report**



Rolls-Royce  
Motor Cars Limited

Reporting Date	Feb 11, 2019		
Payment Date	Feb 20, 2019		
Period No	28		
Monthly Period	Jan 31, 2019		
Interest Period	From	Jan 21, 2019	to Feb 20, 2019 = 30 days

**7. Performance data**

**Aggregate outstanding notes balance**

Beginning of period (in EUR)	280,894,554.34
End of period (in EUR)	257,571,883.58

**Ratios**

**31- 60 days past due**

	(in EUR)	(in %)
31- 60 days past due period before previous period	1,044,454.29	0.30
31- 60 days past due previous period	1,180,982.31	0.36
31- 60 days past due current period	1,119,481.60	0.36

**61- 90 days past due**

	(in EUR)	(in %)
61- 90 days past due period before previous period	325,791.11	0.09
61- 90 days past due previous period	348,315.08	0.11
61- 90 days past due current period	369,735.60	0.12

**Cumulative net loss ratio**

	<b>Current ratio</b>
Cumulative net loss ratio (in %)	0.32

**Compartment German Auto Loans 5**  
**Monthly Investor Report**



Rolls-Royce  
 Motor Cars Limited

Reporting Date	Feb 11, 2019			
Payment Date	Feb 20, 2019			
Period No	28			
Monthly Period	Jan 31, 2019			
Interest Period	From	Jan 21, 2019	to	Feb 20, 2019 = 30 days

**7. Performance data**

<b>Performance data</b>	
Number of contracts being 31 - 60 days delinquent	68
Number of contracts being 61 - 90 days delinquent	21
Balance of contracts being 31 - 60 days delinquent (in EUR)	1,119,481.60
Balance of contracts being 61 - 90 days delinquent (in EUR)	369,735.60
Defaulted amounts (in EUR)	260.464
Cumulative defaulted amounts (in EUR)	7.514.685
Recoveries (in EUR)	126,614.23
Cumulative recoveries (in EUR)	4,060,522.40

**Compartment German Auto Loans 5**  
**Monthly Investor Report**



Rolls-Royce  
Motor Cars Limited

Reporting Date	Feb 11, 2019			
Payment Date	Feb 20, 2019			
Period No	28			
Monthly Period	Jan 31, 2019			
Interest Period	From	Jan 21, 2019	to	Feb 20, 2019 = 30 days

**8. Defaulted Amount & Recovery Amount**

**(as at end of Monthly Period)**

Collection Period	No. of Defaulted Agreements in Collection Period	Defaulted Amount in Collection Period (in EUR)	Cumulative Defaulted Amount since Initial Cut-Off Date (in EUR)	Cumulative Amount of Purchased Receivables (in EUR)	Cumulative Default Ratio (in %)	Recovery Amount in Collection Period (in EUR)	Cumulative Recoveries since Initial Cut-Off Date (in EUR)	Cumulative Net Losses (in EUR)	Cumulative Net Loss Ratio (in %)
Sept - 16	0	n/a	n/a	1,075,299,960.00	n/a	n/a	n/a	n/a	n/a
Oct - 16	12	54.97	54.97	1,075,299,960.00	0.00	0.00	0.00	55.00	0.00
Nov - 16	9	47.02	101.99	1,075,299,960.00	0.00	0.00	0.00	102.00	0.00
Dec - 16	18	49,451.84	49,553.83	1,075,299,960.00	0.00	419.76	419.76	49,134.00	0.00
Jan - 17	20	64,574.57	114,128.40	1,075,299,960.00	0.01	46,042.72	46,462.48	67,666.00	0.01
Feb - 17	19	128,515.72	242,644.12	1,075,299,960.00	0.02	85,561.07	132,023.55	110,621.00	0.01
Mar - 17	34	190,843.53	433,487.65	1,075,299,960.00	0.04	121,239.60	253,263.15	180,225.00	0.02
Apr - 17	17	130,432.12	563,919.77	1,075,299,960.00	0.05	84,685.97	337,949.12	225,971.00	0.02
May - 17	25	158,809.81	722,729.58	1,075,299,960.00	0.07	103,854.85	441,803.97	280,926.00	0.03
June - 17	25	337,181.73	1,059,911.31	1,075,299,960.00	0.10	164,290.18	606,094.15	453,817.00	0.04
July - 17	23	283,651.22	1,343,562.53	1,075,299,960.00	0.12	205,426.21	811,520.36	532,042.00	0.05
Aug - 17	32	357,283.94	1,700,846.47	1,075,299,960.00	0.16	214,193.98	1,025,714.34	675,132.00	0.06
Sept - 17	37	362,834.88	2,063,681.35	1,075,299,960.00	0.19	180,755.82	1,206,470.16	857,211.00	0.08
Oct - 17	36	299,389.29	2,363,070.64	1,075,299,960.00	0.22	107,556.17	1,314,026.33	1,049,044.00	0.10
Nov - 17	33	444,395.95	2,807,466.59	1,075,299,960.00	0.26	160,879.94	1,474,906.27	1,332,560.00	0.12
Dec - 17	33	412,367.37	3,219,833.96	1,075,299,960.00	0.30	194,108.59	1,669,014.86	1,550,819.00	0.14
Jan - 18	32	451,295.14	3,671,129.10	1,075,299,960.00	0.34	235,162.92	1,904,177.78	1,766,951.00	0.16
Feb - 18	29	574,350.31	4,245,479.41	1,075,299,960.00	0.39	326,748.35	2,230,926.13	2,014,553.00	0.19
Mar - 18	40	497,542.60	4,743,022.01	1,075,299,960.00	0.44	328,291.40	2,559,217.53	2,183,804.00	0.20
Apr - 18	33	466,515.32	5,209,537.33	1,075,299,960.00	0.48	253,070.90	2,812,288.43	2,397,249.00	0.22
May - 18	22	271,883.37	5,481,420.70	1,075,299,960.00	0.51	158,270.91	2,970,559.34	2,510,861.00	0.23
June - 18	45	289,428.15	5,770,848.85	1,075,299,960.00	0.54	151,427.75	3,121,987.09	2,648,862.00	0.25
July - 18	28	211,579.61	5,982,428.46	1,075,299,960.00	0.56	147,862.32	3,269,849.41	2,712,579.00	0.25
Aug - 18	24	233,493.82	6,215,922.28	1,075,299,960.00	0.58	147,157.67	3,417,007.08	2,798,915.00	0.26
Sept - 18	24	260,376.86	6,476,299.14	1,075,299,960.00	0.60	150,155.26	3,567,162.34	2,909,137.00	0.27
Oct - 18	36	333,840.55	6,810,139.69	1,075,299,960.00	0.63	137,231.46	3,704,393.80	3,105,746.00	0.29
Nov - 18	23	210,954.41	7,021,094.10	1,075,299,960.00	0.65	150,146.35	3,854,540.15	3,166,554.00	0.29

**Compartment German Auto Loans 5**  
**Monthly Investor Report**



Rolls-Royce  
Motor Cars Limited

Reporting Date	Feb 11, 2019			
Payment Date	Feb 20, 2019			
Period No	28			
Monthly Period	Jan 31, 2019			
Interest Period	From	Jan 21, 2019	to	Feb 20, 2019 = 30 days

**8. Defaulted Amount & Recovery Amount**

**(as at end of Monthly Period)**

Collection Period	No. of Defaulted Agreements in Collection Period	Defaulted Amount in Collection Period (in EUR)	Cumulative Defaulted Amount since Initial Cut-Off Date (in EUR)	Cumulative Amount of Purchased Receivables (in EUR)	Cumulative Default Ratio (in %)	Recovery Amount in Collection Period (in EUR)	Cumulative Recoveries since Initial Cut-Off Date (in EUR)	Cumulative Net Losses (in EUR)	Cumulative Net Loss Ratio (in %)
Dec - 18	22	233,126.44	7,254,220.54	1,075,299,960.00	0.67	79,368.02	3,933,908.17	3,320,312.00	0.31
Jan - 19	26	260,464.37	7,514,684.91	1,075,299,960.00	0.70	126,614.23	4,060,522.40	3,454,163.00	0.32

**Compartment German Auto Loans 5**  
**Monthly Investor Report**



Rolls-Royce  
Motor Cars Limited

Reporting Date	Feb 11, 2019		
Payment Date	Feb 20, 2019		
Period No	28		
Monthly Period	Jan 31, 2019		
Interest Period	From	Jan 21, 2019	to Feb 20, 2019 = 30 days

**9. Defaulted Amount & Recovery Amount - Loan Level Data\***

	Month / Year of Default	Month / Year of Loan Origination	Principal Balance (Initial in EUR)	Principal Balance of Loan at Default (in EUR)	Recovery Total (in EUR)	Principal Balance End of Period (in EUR)	Object Type (new / used)	Vehicle Series	Customer Type (private / commercial)	Out of Deal (Month / Year)
1	Dec - 16	June - 16	50,214.58	49,378.14	2,609.96	46,768.18	Used	3 Series	Private	
2	Jan - 17	Dec - 13	37,533.92	37,141.54	20,598.75	16,542.79	New	5 Series	Commercial	
3	Jan - 17	Feb - 16	9,407.79	9,277.96	7,667.10	1,610.86	Used	Other BMW Group	Private	
4	Feb - 17	Sept - 15	20,895.96	20,424.93	16,243.70	4,181.23	Used	X1 Series	Commercial	
5	Feb - 17	Oct - 15	13,219.89	12,926.80	11,863.12	1,063.68	Used	1 Series	Private	
6	Feb - 17	Sept - 14	39,217.65	38,490.19	20,228.27	18,261.92	Used	5 Series	Commercial	
7	Feb - 17	Mar - 16	16,955.66	16,211.03	9,535.00	6,676.03	Used	Non BMW Group (incl. Motorcycles)	Commercial	
8	Feb - 17	Oct - 15	21,138.28	20,923.75	20,923.75	0.00	New	1 Series	Commercial	
9	Apr - 17	Dec - 14	72,265.28	69,328.43	47,918.19	21,410.24	New	X6 Series	Commercial	
10	Apr - 17	May - 16	19,354.35	18,812.95	11,075.30	7,737.65	Used	3 Series	Commercial	
11	Apr - 17	Dec - 15	10,263.99	9,400.14	6,328.88	3,071.26	Used	Non BMW Group (incl. Motorcycles)	Private	
12	May - 17	June - 16	12,239.94	11,316.41	11,316.41	0.00	Used	7 Series	Private	
13	May - 17	Dec - 13	30,939.40	29,096.99	15,021.94	14,075.05	Used	X5 Series	Commercial	
14	May - 17	May - 16	7,967.79	2,981.83	-4,866.30	7,848.13	New	Other BMW Group	Commercial	
15	May - 17	Aug - 14	14,805.44	13,976.85	10,730.43	3,246.42	Used	6 Series	Commercial	
16	May - 17	June - 16	37,479.63	37,479.63	37,479.63	0.00	New	X6 Series	Commercial	
17	May - 17	May - 16	7,967.79	3,981.83	945.52	3,036.31	New	Other BMW Group	Commercial	
18	May - 17	Apr - 16	31,209.66	30,763.97	30,763.97	0.00	New	X4 Series	Commercial	
19	June - 17	May - 15	28,439.84	28,439.84	4,558.07	23,881.77	Used	Non BMW Group (incl. Motorcycles)	Commercial	
20	June - 17	Feb - 15	23,749.38	22,434.13	13,380.38	9,053.75	New	2 Series	Commercial	
21	June - 17	July - 15	53,260.26	53,260.26	48,913.54	4,346.72	New	X6 Series	Commercial	
22	June - 17	July - 14	25,655.94	23,870.83	13,528.33	10,342.50	Used	3 Series	Private	
23	June - 17	July - 14	30,519.03	28,197.29	22,255.60	5,941.69	New	4 Series	Commercial	
24	June - 17	Feb - 16	28,068.62	26,141.99	10,814.75	15,327.24	Used	5 Series	Commercial	
25	June - 17	July - 12	17,886.90	16,100.09	13,633.04	2,467.05	Used	X5 Series	Commercial	
26	June - 17	Apr - 15	47,354.02	43,173.15	22,660.95	20,512.20	New	5 Series	Private	
27	June - 17	Dec - 14	7,454.45	7,206.10	3,438.15	3,767.95	Used	1 Series	Commercial	
28	July - 17	Dec - 15	18,773.22	17,757.38	10,485.67	7,271.71	Used	1 Series	Private	
29	July - 17	Feb - 15	29,623.81	28,096.33	22,411.31	5,685.02	Used	X6 Series	Commercial	

**Compartment German Auto Loans 5**  
**Monthly Investor Report**



Rolls-Royce  
Motor Cars Limited

Reporting Date	Feb 11, 2019		
Payment Date	Feb 20, 2019		
Period No	28		
Monthly Period	Jan 31, 2019		
Interest Period	From	Jan 21, 2019	to Feb 20, 2019 = 30 days

**9. Defaulted Amount & Recovery Amount - Loan Level Data\***

	Month / Year of Default	Month / Year of Loan Origination	Principal Balance (Initial in EUR)	Principal Balance of Loan at Default (in EUR)	Recovery Total (in EUR)	Principal Balance End of Period (in EUR)	Object Type (new / used)	Vehicle Series	Customer Type (private / commercial)	Out of Deal (Month / Year)
30	July - 17	May - 16	23,714.19	9,659.50	-200.00	9,859.50	Used	X5 Series	Commercial	
31	July - 17	Mar - 16	20,437.23	19,245.85	11,519.26	7,726.59	Used	5 Series	Commercial	
32	July - 17	May - 14	25,899.70	22,810.32	22,810.32	0.00	New	Non BMW Group (incl. Motorcycles)	Commercial	
33	July - 17	Feb - 15	17,783.63	16,238.55	10,472.37	5,766.18	Used	5 Series	Commercial	
34	July - 17	Nov - 13	6,030.73	3,356.67	3,356.67	0.00	Used	1 Series	Private	
35	July - 17	June - 16	35,891.38	35,359.01	24,314.19	11,044.82	Used	5 Series	Commercial	
36	Aug - 17	May - 16	20,268.65	13,830.20	13,830.20	0.00	Used	MINI	Commercial	
37	Aug - 17	Feb - 16	14,474.76	13,299.48	9,325.71	3,973.77	Used	5 Series	Commercial	
38	Aug - 17	June - 16	44,500.80	40,653.18	23,566.74	17,086.44	New	4 Series	Commercial	
39	Aug - 17	Sept - 14	21,288.51	19,962.24	14,093.97	5,868.27	New	MINI	Commercial	
40	Aug - 17	Sept - 15	5,611.49	4,984.31	4,314.83	669.48	Used	Other BMW Group	Private	
41	Aug - 17	Apr - 16	27,142.23	7,095.51	122.54	6,972.97	Used	5 Series	Commercial	
42	Aug - 17	June - 16	75,103.42	4,889.40	0.00	4,889.40	New	4 Series	Private	
43	Aug - 17	Dec - 13	45,098.59	30,044.34	-1,695.72	31,740.06	Used	7 Series	Commercial	
44	Aug - 17	Feb - 16	8,380.82	8,066.71	0.00	8,066.71	Used	3 Series	Private	
45	Sept - 17	Mar - 16	23,634.57	7,441.65	-86.88	7,528.53	Used	X1 Series	Commercial	
46	Sept - 17	Nov - 15	62,549.55	60,266.42	60,266.42	0.00	New	4 Series	Commercial	
47	Sept - 17	Dec - 13	6,990.37	5,820.38	1,236.84	4,583.54	Used	3 Series	Private	
48	Sept - 17	Mar - 16	13,697.91	12,883.90	8,495.32	4,388.58	Used	1 Series	Commercial	
49	Sept - 17	Apr - 16	45,516.89	22,796.82	-447.80	23,244.62	New	4 Series	Commercial	
50	Sept - 17	June - 16	37,788.81	35,391.13	16,761.86	18,629.27	New	2 Series	Private	
51	Sept - 17	Aug - 14	29,769.84	8,362.17	-155.20	8,517.37	New	BMW Series	Commercial	
52	Sept - 17	May - 14	5,584.08	1,673.03	-86.24	1,759.27	Used	MINI	Private	
53	Sept - 17	May - 16	25,096.67	12,123.75	6,054.21	6,069.54	Used	3 Series	Private	
54	Sept - 17	Apr - 16	30,148.83	28,054.96	24,304.75	3,750.21	New	X1 Series	Commercial	
55	Sept - 17	Sept - 15	40,465.33	36,751.37	20,092.42	16,658.95	New	5 Series	Commercial	
56	Sept - 17	Apr - 15	12,740.25	12,262.82	6,568.82	5,694.00	Used	1 Series	Commercial	
57	Sept - 17	Aug - 15	12,050.65	11,235.55	5,700.00	5,535.55	Used	3 Series	Private	
58	Sept - 17	May - 16	20,552.26	20,168.41	11,664.82	8,503.59	Used	3 Series	Private	



**Compartment German Auto Loans 5**  
**Monthly Investor Report**



Reporting Date	Feb 11, 2019		
Payment Date	Feb 20, 2019		
Period No	28		
Monthly Period	Jan 31, 2019		
Interest Period	From	Jan 21, 2019	to Feb 20, 2019 = 30 days

**9. Defaulted Amount & Recovery Amount - Loan Level Data\***

	Month / Year of Default	Month / Year of Loan Origination	Principal Balance (Initial in EUR)	Principal Balance of Loan at Default (in EUR)	Recovery Total (in EUR)	Principal Balance End of Period (in EUR)	Object Type (new / used)	Vehicle Series	Customer Type (private / commercial)	Out of Deal (Month / Year)
59	Oct - 17	May - 16	31,906.83	30,209.70	16,354.51	13,855.19	Used	5 Series	Commercial	
60	Oct - 17	Feb - 14	15,722.48	14,746.67	10,452.00	4,294.67	Used	X1 Series	Private	
61	Oct - 17	Feb - 16	41,256.45	39,383.88	26,023.39	13,360.49	Used	6 Series	Commercial	
62	Oct - 17	May - 16	14,975.62	12,483.29	12,483.29	0.00	Used	3 Series	Private	
63	Oct - 17	May - 16	4,315.55	3,694.59	0.00	3,694.59	Used	Non BMW Group (incl. Motorcycles)	Private	
64	Oct - 17	May - 15	11,725.53	7,492.17	4,750.26	2,741.91	Used	Non BMW Group (incl. Motorcycles)	Commercial	
65	Oct - 17	Dec - 14	26,962.99	10,003.27	-13.26	10,016.53	Used	5 Series	Commercial	
66	Oct - 17	May - 13	8,540.59	4,285.60	4,285.60	0.00	Used	3 Series	Private	
67	Oct - 17	June - 16	13,207.18	11,285.30	7,575.21	3,710.09	Used	Non BMW Group (incl. Motorcycles)	Commercial	
68	Oct - 17	July - 14	19,420.84	18,725.55	-180.00	18,905.55	New	1 Series	Commercial	
69	Oct - 17	Apr - 16	13,681.66	12,811.23	8,398.56	4,412.67	New	Other BMW Group	Private	
70	Oct - 17	Sept - 14	25,411.07	22,001.22	12,589.25	9,411.97	New	X1 Series	Commercial	
71	Oct - 17	July - 14	28,501.89	24,055.76	14,804.87	9,250.89	Used	5 Series	Commercial	
72	Oct - 17	Aug - 15	13,165.87	12,610.27	12,610.27	0.00	Used	3 Series	Private	
73	Nov - 17	Feb - 16	15,621.03	11,745.09	7,244.90	4,500.19	Used	Non BMW Group (incl. Motorcycles)	Commercial	
74	Nov - 17	Aug - 15	8,510.91	7,018.12	5,335.21	1,682.91	Used	3 Series	Private	
75	Nov - 17	Apr - 16	43,761.40	41,184.37	41,247.68	0.00	Used	X6 Series	Private	
76	Nov - 17	Apr - 15	2,322.47	383.76	383.76	0.00	Used	5 Series	Private	
77	Nov - 17	Apr - 16	76,915.57	71,264.02	30,509.56	40,754.46	New	7 Series	Commercial	
78	Nov - 17	Mar - 16	24,773.12	23,307.28	0.00	23,307.28	Used	5 Series	Commercial	
79	Nov - 17	Dec - 14	34,903.60	31,355.06	18,179.33	13,175.73	Used	X6 Series	Commercial	
80	Nov - 17	Sept - 15	42,924.41	41,751.62	14,321.28	27,430.34	Used	Non BMW Group (incl. Motorcycles)	Commercial	
81	Nov - 17	Apr - 16	7,435.13	6,604.20	6,604.20	0.00	Used	3 Series	Private	
82	Nov - 17	Apr - 14	41,559.82	41,059.69	0.00	41,059.69	New	5 Series	Commercial	
83	Nov - 17	May - 16	14,019.07	6,940.80	0.00	6,940.80	Used	1 Series	Private	
84	Dec - 17	Dec - 15	9,152.63	7,986.92	2,823.24	5,163.68	Used	Non BMW Group (incl. Motorcycles)	Private	
85	Dec - 17	Oct - 15	12,944.91	12,153.44	2,256.00	9,897.44	Used	Non BMW Group (incl. Motorcycles)	Commercial	
86	Dec - 17	May - 12	9,642.48	6,849.70	3,925.06	2,924.64	Used	5 Series	Private	
87	Dec - 17	July - 14	45,744.85	41,396.66	17,009.82	24,386.84	New	5 Series	Commercial	

**Compartment German Auto Loans 5**  
**Monthly Investor Report**



Rolls-Royce  
Motor Cars Limited

Reporting Date	Feb 11, 2019			
Payment Date	Feb 20, 2019			
Period No	28			
Monthly Period	Jan 31, 2019			
Interest Period	From	Jan 21, 2019	to	Feb 20, 2019 = 30 days

**9. Defaulted Amount & Recovery Amount - Loan Level Data\***

	Month / Year of Default	Month / Year of Loan Origination	Principal Balance (Initial in EUR)	Principal Balance of Loan at Default (in EUR)	Recovery Total (in EUR)	Principal Balance End of Period (in EUR)	Object Type (new / used)	Vehicle Series	Customer Type (private / commercial)	Out of Deal (Month / Year)
88	Dec - 17	Feb - 16	63,643.51	59,171.70	40,739.21	18,432.49	New	X6 Series	Commercial	
89	Dec - 17	July - 14	38,117.92	21,855.79	0.00	21,855.79	Used	X3 Series	Commercial	
90	Dec - 17	Dec - 15	45,856.10	42,891.53	18,095.60	24,795.93	Used	6 Series	Commercial	
91	Dec - 17	Apr - 16	15,660.75	13,283.92	13,283.92	0.00	Used	1 Series	Private	
92	Dec - 17	July - 14	47,846.08	44,876.19	19,625.15	25,251.04	Used	X5 Series	Private	
93	Dec - 17	May - 14	16,652.18	13,701.53	7,572.73	6,128.80	Used	7 Series	Commercial	
94	Jan - 18	June - 16	43,467.46	38,079.36	24,578.98	13,500.38	Used	X5 Series	Commercial	
95	Jan - 18	Jan - 16	20,348.37	825.99	180.88	673.42	Used	X5 Series	Commercial	
96	Jan - 18	Mar - 16	12,820.65	11,053.86	0.00	11,053.86	Used	3 Series	Private	
97	Jan - 18	July - 14	10,335.53	4,263.63	-259.16	4,522.79	Used	5 Series	Commercial	
98	Jan - 18	Apr - 16	55,539.52	50,706.89	33,488.75	17,218.14	Used	X6 Series	Commercial	
99	Jan - 18	June - 14	14,438.97	5,822.72	5,822.72	0.00	Used	5 Series	Private	
100	Jan - 18	Dec - 15	27,248.82	25,243.59	15,558.03	9,685.56	New	MINI	Private	
101	Jan - 18	Sept - 15	24,876.32	22,968.44	0.00	22,968.44	New	1 Series	Commercial	
102	Jan - 18	Aug - 15	51,959.06	49,546.83	32,104.23	17,442.60	New	X5 Series	Commercial	
103	Jan - 18	Feb - 16	13,711.80	10,916.50	10,916.50	0.00	Used	X5 Series	Private	
104	Jan - 18	Mar - 16	9,258.27	5,796.37	5,796.37	0.00	Used	X3 Series	Commercial	
105	Jan - 18	Nov - 14	32,558.44	26,879.60	26,879.60	0.00	New	3 Series	Private	
106	Jan - 18	May - 14	4,487.90	3,047.76	1,451.31	1,596.45	Used	3 Series	Commercial	
107	Jan - 18	May - 16	12,562.90	11,649.71	9,227.94	2,421.77	Used	Other BMW Group	Commercial	
108	Jan - 18	June - 16	31,896.47	28,684.08	16,651.20	12,032.88	New	2 Series	Private	
109	Jan - 18	Feb - 15	6,944.32	5,774.15	5,774.15	0.00	New	Other BMW Group	Private	
110	Jan - 18	June - 16	19,765.67	6,386.97	-76.03	6,463.00	Used	5 Series	Commercial	
111	Feb - 18	Oct - 14	10,879.37	9,844.32	4,405.03	5,439.29	Used	1 Series	Commercial	
112	Feb - 18	Sept - 15	21,475.25	11,283.86	0.00	11,283.86	New	1 Series	Commercial	
113	Feb - 18	Oct - 15	23,359.19	18,220.04	18,220.04	0.00	New	1 Series	Private	
114	Feb - 18	Apr - 16	62,353.91	55,838.05	44,703.75	11,134.30	New	7 Series	Commercial	
115	Feb - 18	June - 16	34,632.07	34,565.90	0.00	34,565.90	New	4 Series	Commercial	
116	Feb - 18	Feb - 16	11,272.14	9,858.66	4,864.50	4,994.16	Used	3 Series	Private	

**Compartment German Auto Loans 5**  
**Monthly Investor Report**



Rolls-Royce  
Motor Cars Limited

Reporting Date	Feb 11, 2019		
Payment Date	Feb 20, 2019		
Period No	28		
Monthly Period	Jan 31, 2019		
Interest Period	From	Jan 21, 2019	to Feb 20, 2019 = 30 days

**9. Defaulted Amount & Recovery Amount - Loan Level Data\***

	Month / Year of Default	Month / Year of Loan Origination	Principal Balance (Initial in EUR)	Principal Balance of Loan at Default (in EUR)	Recovery Total (in EUR)	Principal Balance End of Period (in EUR)	Object Type (new / used)	Vehicle Series	Customer Type (private / commercial)	Out of Deal (Month / Year)
117	Feb - 18	Oct - 14	12,389.34	10,418.69	10,418.69	0.00	Used	3 Series	Commercial	
118	Feb - 18	Dec - 15	40,017.12	30,257.27	19,011.00	11,246.27	Used	7 Series	Commercial	
119	Feb - 18	Feb - 15	21,756.88	16,687.20	10,172.28	6,514.92	New	1 Series	Commercial	
120	Feb - 18	Jan - 16	49,455.42	45,627.15	31,528.90	14,098.25	Used	5 Series	Commercial	
121	Feb - 18	Feb - 16	18,074.34	15,512.99	11,924.22	3,588.77	Used	MINI	Commercial	
122	Feb - 18	Nov - 15	14,998.81	13,513.80	7,975.16	5,538.64	Used	1 Series	Commercial	
123	Feb - 18	Nov - 15	16,354.07	14,584.66	7,680.22	6,904.44	Used	1 Series	Commercial	
124	Feb - 18	July - 15	1,595.91	831.59	831.59	0.00	Used	MINI	Private	
125	Mar - 18	Aug - 14	2,877.31	634.39	634.39	0.00	Used	MINI	Private	
126	Mar - 18	Mar - 16	42,973.69	37,457.78	23,369.01	14,088.77	New	X1 Series	Commercial	
127	Mar - 18	May - 16	30,076.05	27,813.89	16,024.77	11,789.12	New	MINI	Commercial	
128	Mar - 18	Dec - 15	28,256.67	24,075.17	12,608.14	11,467.03	New	1 Series	Commercial	
129	Mar - 18	Mar - 16	44,852.08	37,949.45	24,686.55	13,262.90	Used	X5 Series	Private	
130	Mar - 18	Dec - 15	69,727.80	61,543.83	42,084.36	19,459.47	New	X6 Series	Commercial	
131	Mar - 18	May - 15	37,507.33	30,439.39	7,894.77	22,544.62	Used	X5 Series	Private	
132	Mar - 18	Sept - 14	21,632.80	18,225.25	7,136.39	11,088.86	Used	5 Series	Commercial	
133	Mar - 18	Sept - 15	14,230.16	12,279.52	9,168.15	3,111.37	Used	1 Series	Commercial	
134	Apr - 18	Aug - 15	3,728.50	2,101.78	416.16	1,685.62	Used	Non BMW Group (incl. Motorcycles)	Private	
135	Apr - 18	Feb - 16	47,439.72	39,274.42	24,087.88	15,186.54	Used	6 Series	Commercial	
136	Apr - 18	Jan - 16	8,359.05	6,583.76	6,583.76	0.00	New	Other BMW Group	Private	
137	Apr - 18	Aug - 15	85,356.93	69,029.04	40,299.89	28,729.15	New	6 Series	Commercial	
138	Apr - 18	July - 15	6,107.26	3,428.54	3,428.54	0.00	Used	1 Series	Commercial	
139	Apr - 18	June - 16	18,768.60	11,558.28	11,558.28	0.00	Used	X3 Series	Private	
140	Apr - 18	July - 14	10,959.08	2,351.34	2,351.34	0.00	Used	1 Series	Private	
141	Apr - 18	Jan - 15	18,242.20	13,509.89	9,782.00	3,727.89	New	1 Series	Private	
142	Apr - 18	Apr - 16	32,543.67	29,044.23	19,236.53	9,807.70	Used	X5 Series	Commercial	
143	Apr - 18	Mar - 15	23,901.58	20,637.10	12,695.50	7,941.60	New	X1 Series	Commercial	
144	Apr - 18	Feb - 16	46,456.95	39,346.73	39,346.73	0.00	New	4 Series	Commercial	
145	May - 18	Feb - 15	12,276.37	5,554.73	5,554.73	0.00	New	1 Series	Private	

**Compartment German Auto Loans 5**  
**Monthly Investor Report**



Rolls-Royce  
Motor Cars Limited

Reporting Date	Feb 11, 2019		
Payment Date	Feb 20, 2019		
Period No	28		
Monthly Period	Jan 31, 2019		
Interest Period	From	Jan 21, 2019	to Feb 20, 2019 = 30 days

**9. Defaulted Amount & Recovery Amount - Loan Level Data\***

	Month / Year of Default	Month / Year of Loan Origination	Principal Balance (Initial in EUR)	Principal Balance of Loan at Default (in EUR)	Recovery Total (in EUR)	Principal Balance End of Period (in EUR)	Object Type (new / used)	Vehicle Series	Customer Type (private / commercial)	Out of Deal (Month / Year)
146	May - 18	Dec - 14	20,549.80	18,010.45	10,163.00	7,847.45	New	3 Series	Private	
147	May - 18	Apr - 15	15,376.17	13,453.33	12,923.29	530.04	Used	1 Series	Private	
148	May - 18	Oct - 14	54,310.98	2,596.80	2,596.80	0.00	New	5 Series	Commercial	
149	May - 18	May - 16	59,688.58	47,690.97	23,899.75	23,791.22	New	4 Series	Commercial	
150	May - 18	Jan - 16	53,184.54	45,374.16	21,325.26	24,048.90	Used	X4 Series	Commercial	
151	June - 18	Apr - 16	6,070.47	3,693.91	2,619.44	1,074.47	Used	3 Series	Private	
152	June - 18	May - 14	12,824.83	9,643.03	0.00	9,643.03	Used	7 Series	Commercial	
153	June - 18	June - 16	10,525.68	8,263.17	6,168.00	2,095.17	Used	5 Series	Private	
154	June - 18	Nov - 14	6,712.80	4,582.43	0.00	4,582.43	Used	1 Series	Private	
155	June - 18	Nov - 12	7,472.29	4,272.31	2,072.09	2,200.22	Used	1 Series	Private	
156	June - 18	May - 15	34,847.66	27,775.79	10,864.50	16,911.29	New	3 Series	Private	
157	June - 18	Nov - 14	5,484.43	645.34	645.34	0.00	Used	Non BMW Group (incl. Motorcycles)	Private	
158	June - 18	May - 16	55,718.69	48,863.84	34,792.77	14,071.07	New	X5 Series	Commercial	
159	June - 18	Aug - 15	21,388.66	17,059.26	7,927.23	9,132.03	Used	5 Series	Commercial	
160	June - 18	May - 13	15,655.53	10,255.72	10,255.72	0.00	Used	5 Series	Private	
161	June - 18	Oct - 15	16,128.29	12,871.04	0.00	12,871.04	Used	3 Series	Private	
162	June - 18	Apr - 16	32,254.33	26,082.96	20,605.32	5,477.64	New	MINI	Commercial	
163	June - 18	Feb - 16	23,630.10	14,953.74	10,958.85	3,994.89	Used	5 Series	Commercial	
164	June - 18	Feb - 16	9,489.83	7,923.79	149.37	7,774.42	Used	3 Series	Private	
165	June - 18	May - 16	43,646.61	38,876.18	26,020.06	12,856.12	New	4 Series	Commercial	
166	June - 18	Nov - 14	27,475.18	10,246.95	10,246.95	0.00	Used	7 Series	Commercial	
167	June - 18	Aug - 15	14,909.75	13,035.59	6,638.15	6,397.44	Used	1 Series	Private	
168	July - 18	Dec - 14	17,361.72	3,183.19	3,183.19	0.00	New	1 Series	Commercial	
169	July - 18	May - 16	23,441.71	19,201.04	18,850.78	350.26	New	MINI	Private	
170	July - 18	Aug - 14	16,689.73	13,072.09	0.00	13,072.09	Used	X5 Series	Commercial	
171	July - 18	Dec - 14	18,527.86	13,922.78	1,608.60	12,314.18	New	MINI	Private	
172	July - 18	Apr - 15	12,543.62	9,248.33	9,248.33	0.00	New	1 Series	Private	
173	July - 18	Aug - 13	20,173.07	15,147.39	10,550.34	4,597.05	Used	7 Series	Commercial	
174	July - 18	June - 14	17,448.21	13,345.87	5,841.40	7,504.47	Used	3 Series	Private	

**Compartment German Auto Loans 5**  
**Monthly Investor Report**



Rolls-Royce  
Motor Cars Limited

Reporting Date	Feb 11, 2019		
Payment Date	Feb 20, 2019		
Period No	28		
Monthly Period	Jan 31, 2019		
Interest Period	From	Jan 21, 2019	to Feb 20, 2019 = 30 days

**9. Defaulted Amount & Recovery Amount - Loan Level Data\***

	Month / Year of Default	Month / Year of Loan Origination	Principal Balance (Initial in EUR)	Principal Balance of Loan at Default (in EUR)	Recovery Total (in EUR)	Principal Balance End of Period (in EUR)	Object Type (new / used)	Vehicle Series	Customer Type (private / commercial)	Out of Deal (Month / Year)
175	July - 18	Aug - 15	26,391.86	20,641.59	16,082.20	4,559.39	Used	Non BMW Group (incl. Motorcycles)	Commercial	
176	July - 18	Oct - 15	31,371.06	26,285.03	15,974.22	10,310.81	Used	X3 Series	Commercial	
177	Aug - 18	Nov - 14	19,396.85	15,493.34	13,438.72	2,054.62	Used	X5 Series	Private	
178	Aug - 18	June - 13	34,157.96	20,530.58	20,530.58	0.00	New	5 Series	Private	
179	Aug - 18	Apr - 15	24,488.35	21,318.01	10,798.03	10,519.98	New	2 Series	Commercial	
180	Aug - 18	Jan - 15	4,712.86	539.31	539.31	0.00	Used	1 Series	Private	
181	Aug - 18	May - 16	38,223.87	29,298.73	19,486.33	9,812.40	New	X3 Series	Commercial	
182	Aug - 18	July - 15	31,079.48	17,085.08	537.90	16,547.18	Used	Non BMW Group (incl. Motorcycles)	Commercial	
183	Sept - 18	Jan - 15	12,098.01	7,759.45	4,728.19	3,031.26	Used	3 Series	Commercial	
184	Sept - 18	July - 15	25,738.50	22,187.52	19,686.68	2,500.84	Used	X6 Series	Private	
185	Sept - 18	Sept - 15	19,757.04	9,715.99	-104.85	9,820.84	New	1 Series	Commercial	
186	Sept - 18	June - 16	27,802.30	21,368.79	11,142.61	10,226.18	New	2 Series	Commercial	
187	Sept - 18	June - 16	46,421.14	38,951.59	25,549.50	13,402.09	Used	X6 Series	Commercial	
188	Sept - 18	June - 16	32,232.36	26,750.04	19,464.08	7,285.96	New	X1 Series	Private	
189	Sept - 18	Sept - 15	45,003.18	20,582.33	-206.95	20,789.28	New	4 Series	Commercial	
190	Sept - 18	Feb - 13	29,193.60	7,574.41	755.75	6,818.66	New	X3 Series	Commercial	
191	Sept - 18	May - 16	37,203.39	25,168.70	19,915.97	5,252.73	New	3 Series	Commercial	
192	Sept - 18	Dec - 15	11,954.39	8,575.11	0.00	8,575.11	Used	5 Series	Private	
193	Oct - 18	Nov - 15	31,763.24	25,652.71	14,073.30	11,579.41	Used	7 Series	Commercial	
194	Oct - 18	Mar - 15	55,368.37	49,026.78	0.00	49,026.78	New	X6 Series	Commercial	
195	Oct - 18	Sept - 15	6,844.48	6,223.88	0.00	6,223.88	Used	X5 Series	Private	
196	Oct - 18	July - 15	10,777.03	9,109.08	0.00	9,109.08	Used	1 Series	Commercial	
197	Oct - 18	Mar - 13	20,131.17	8,037.63	1,883.64	6,153.99	New	3 Series	Private	
198	Oct - 18	Mar - 15	43,407.24	33,322.87	18,240.48	15,082.39	New	4 Series	Commercial	
199	Oct - 18	Mar - 16	8,189.04	2,089.31	2,089.31	0.00	Used	5 Series	Private	
200	Oct - 18	May - 16	40,142.25	18,083.76	179.74	17,904.02	New	5 Series	Commercial	
201	Oct - 18	June - 16	20,038.13	18,065.15	14,535.00	3,530.15	New	MINI	Private	
202	Oct - 18	Mar - 16	11,916.06	7,664.03	0.00	7,664.03	Used	3 Series	Private	
203	Oct - 18	Feb - 15	27,110.19	20,475.97	15,707.45	4,768.52	Used	X6 Series	Commercial	

**Compartment German Auto Loans 5**  
**Monthly Investor Report**



Rolls-Royce  
Motor Cars Limited

Reporting Date	Feb 11, 2019			
Payment Date	Feb 20, 2019			
Period No	28			
Monthly Period	Jan 31, 2019			
Interest Period	From	Jan 21, 2019	to	Feb 20, 2019 = 30 days

**9. Defaulted Amount & Recovery Amount - Loan Level Data\***

	Month / Year of Default	Month / Year of Loan Origination	Principal Balance (Initial in EUR)	Principal Balance of Loan at Default (in EUR)	Recovery Total (in EUR)	Principal Balance End of Period (in EUR)	Object Type (new / used)	Vehicle Series	Customer Type (private / commercial)	Out of Deal (Month / Year)
204	Oct - 18	Mar - 16	5,033.95	917.42	826.84	90.58	Used	3 Series	Private	
205	Oct - 18	Feb - 16	8,405.69	6,565.49	6,565.49	0.00	Used	3 Series	Private	
206	Oct - 18	May - 16	22,698.55	12,027.06	7,472.60	4,554.46	Used	5 Series	Commercial	
207	Oct - 18	Apr - 16	18,377.40	15,095.39	9,658.77	5,436.62	New	Other BMW Group	Commercial	
208	Oct - 18	Mar - 15	41,599.92	2,524.01	482.66	2,041.35	New	6 Series	Private	
209	Oct - 18	Mar - 16	15,002.81	11,084.30	3,229.77	7,854.53	Used	1 Series	Private	
210	Nov - 18	June - 16	17,025.66	13,824.67	0.00	13,824.67	New	1 Series	Commercial	
211	Nov - 18	July - 15	9,952.50	6,473.68	6,473.68	0.00	Used	3 Series	Private	
212	Nov - 18	Apr - 16	6,397.54	1,510.55	604.02	906.53	Used	5 Series	Private	
213	Nov - 18	Mar - 15	19,160.75	14,557.33	5,572.50	8,984.83	Used	5 Series	Private	
214	Nov - 18	Apr - 16	46,225.52	38,320.68	29,598.87	8,721.81	Used	X5 Series	Commercial	
215	Nov - 18	Feb - 16	15,069.89	10,897.84	2,012.71	8,885.13	Used	3 Series	Private	
216	Nov - 18	Feb - 16	18,045.53	13,485.83	10,866.77	2,650.73	Used	MINI	Private	
217	Nov - 18	Apr - 15	9,002.35	257.27	257.27	0.00	Used	3 Series	Private	
218	Nov - 18	May - 16	12,817.49	9,474.08	9,474.08	0.00	Used	MINI	Private	
219	Nov - 18	Apr - 16	21,301.95	16,391.90	11,783.24	4,608.66	Used	5 Series	Private	
220	Nov - 18	May - 16	30,832.63	27,498.18	15,583.32	11,914.86	New	2 Series	Commercial	
221	Dec - 18	Mar - 16	6,828.80	5,753.93	0.00	5,753.93	Used	Other BMW Group	Private	
222	Dec - 18	May - 15	4,989.70	1,332.17	405.74	926.43	Used	3 Series	Private	
223	Dec - 18	Feb - 16	9,322.38	955.55	-54.61	1,030.51	Used	Other BMW Group	Private	
224	Dec - 18	Oct - 15	25,909.66	11,445.41	-256.10	11,701.51	Used	5 Series	Commercial	
225	Dec - 18	Aug - 15	19,841.42	15,258.09	12,887.50	2,370.59	Used	5 Series	Private	
226	Dec - 18	July - 15	26,261.89	20,091.37	0.00	20,091.37	Used	5 Series	Commercial	
227	Dec - 18	July - 13	20,128.03	12,725.51	8,363.00	4,362.51	New	1 Series	Private	
228	Dec - 18	May - 16	17,425.36	1,256.92	455.48	801.44	Used	3 Series	Private	
229	Dec - 18	May - 15	24,423.80	20,835.34	0.00	20,835.34	Used	X6 Series	Commercial	
230	Dec - 18	June - 16	78,663.04	64,762.83	40,103.07	24,659.76	New	7 Series	Commercial	
231	Dec - 18	Apr - 16	63,159.42	57,399.19	0.00	57,576.32	New	7 Series	Private	
232	Dec - 18	Apr - 16	21,450.56	14,695.89	0.00	14,695.89	New	3 Series	Commercial	

**Compartment German Auto Loans 5**  
**Monthly Investor Report**



Rolls-Royce  
Motor Cars Limited

Reporting Date	Feb 11, 2019		
Payment Date	Feb 20, 2019		
Period No	28		
Monthly Period	Jan 31, 2019		
Interest Period	From	Jan 21, 2019	to Feb 20, 2019 = 30 days

**9. Defaulted Amount & Recovery Amount - Loan Level Data\***

	Month / Year of Default	Month / Year of Loan Origination	Principal Balance (Initial in EUR)	Principal Balance of Loan at Default (in EUR)	Recovery Total (in EUR)	Principal Balance End of Period (in EUR)	Object Type (new / used)	Vehicle Series	Customer Type (private / commercial)	Out of Deal (Month / Year)
233	Jan - 19	June - 16	41,637.54	34,938.01	16,040.69	18,897.32	New	2 Series	Commercial	
234	Jan - 19	May - 14	13,676.01	10,113.40	3,530.79	6,582.61	Used	1 Series	Private	
235	Jan - 19	June - 16	13,025.56	10,442.92	5,218.72	5,224.20	Used	Non BMW Group (incl. Motorcycles)	Private	
236	Jan - 19	Feb - 15	21,369.17	12,654.69	0.00	12,654.69	Used	Non BMW Group (incl. Motorcycles)	Commercial	
237	Jan - 19	May - 16	41,820.01	33,808.58	22,818.02	10,990.56	New	4 Series	Private	
238	Jan - 19	Oct - 15	13,377.34	7,483.86	7,483.86	0.00	Used	X1 Series	Private	
239	Jan - 19	May - 16	67,469.00	51,958.66	24,138.07	27,820.59	New	X5 Series	Commercial	
240	Jan - 19	Dec - 15	19,224.66	8,901.50	6,400.00	2,501.50	Used	1 Series	Commercial	
241	Jan - 19	June - 15	28,081.73	18,996.05	0.00	18,996.05	New	1 Series	Commercial	
242	Jan - 19	May - 16	38,825.46	29,144.96	9,259.76	19,885.20	Used	5 Series	Commercial	
243	Jan - 19	Nov - 15	17,440.72	11,790.61	11,033.59	757.02	Used	5 Series	Private	
244	Jan - 19	Aug - 15	21,480.67	15,918.77	6,470.59	9,530.48	Used	Non BMW Group (incl. Motorcycles)	Commercial	
245	Mar - 17	June - 15	11,477.74	253.15	105.96	147.19	Used	X3 Series	Commercial	Mar - 17
246	Jan - 17	May - 14	15,875.79	15,875.79	14,998.26	877.53	Used	X6 Series	Commercial	May - 17
247	Feb - 17	Feb - 15	19,461.42	19,461.42	9,864.56	9,596.86	Used	5 Series	Commercial	May - 17
248	Mar - 17	Feb - 14	2,986.84	2,638.57	1,385.76	1,252.81	Used	Non BMW Group (incl. Motorcycles)	Commercial	May - 17
249	Mar - 17	June - 16	20,796.00	20,323.47	5,765.29	14,558.18	Used	3 Series	Private	May - 17
250	Mar - 17	June - 16	9,620.04	9,509.16	6,905.72	2,603.44	Used	1 Series	Commercial	May - 17
251	Mar - 17	June - 15	78,120.15	76,221.90	33,955.65	42,266.25	New	7 Series	Commercial	June - 17
252	Mar - 17	May - 16	34,482.06	33,887.95	32,501.03	1,468.77	Used	5 Series	Private	June - 17
253	Mar - 17	Feb - 14	19,225.53	18,377.08	12,637.86	5,739.22	New	3 Series	Private	June - 17
254	Mar - 17	Apr - 15	22,146.23	21,646.23	19,986.08	1,660.15	Used	7 Series	Commercial	June - 17
255	June - 17	Feb - 15	18,007.15	18,007.15	4,964.94	13,042.21	Used	Non BMW Group (incl. Motorcycles)	Commercial	July - 17
256	Apr - 17	Apr - 16	34,584.26	33,045.47	22,006.95	11,131.17	Used	X1 Series	Private	Aug - 17
257	May - 17	Aug - 13	8,075.14	7,876.18	5,326.03	2,550.15	Used	1 Series	Private	Aug - 17
258	May - 17	Sept - 14	16,038.63	15,844.57	6,293.72	9,550.85	Used	1 Series	Private	Aug - 17
259	May - 17	May - 14	19,500.30	18,567.07	8,514.93	10,052.14	New	MINI	Commercial	Aug - 17
260	Aug - 17	Feb - 14	28,100.80	3,457.52	1,940.45	1,517.07	New	X1 Series	Commercial	Aug - 17
261	Aug - 17	Sept - 15	5,565.68	4,453.12	1,644.27	2,808.85	Used	5 Series	Commercial	Aug - 17

**Compartment German Auto Loans 5**  
**Monthly Investor Report**



Rolls-Royce  
Motor Cars Limited

Reporting Date	Feb 11, 2019			
Payment Date	Feb 20, 2019			
Period No	28			
Monthly Period	Jan 31, 2019			
Interest Period	From	Jan 21, 2019	to	Feb 20, 2019 = 30 days

**9. Defaulted Amount & Recovery Amount - Loan Level Data\***

	Month / Year of Default	Month / Year of Loan Origination	Principal Balance (Initial in EUR)	Principal Balance of Loan at Default (in EUR)	Recovery Total (in EUR)	Principal Balance End of Period (in EUR)	Object Type (new / used)	Vehicle Series	Customer Type (private / commercial)	Out of Deal (Month / Year)
262	June - 17	Apr - 15	6,051.40	5,305.26	4,364.99	940.27	Used	3 Series	Private	Sept - 17
263	June - 17	June - 16	6,514.20	5,797.50	4,132.83	1,664.67	Used	5 Series	Commercial	Sept - 17
264	June - 17	June - 16	45,409.17	43,639.09	39,071.05	4,568.04	Used	X5 Series	Commercial	Sept - 17
265	June - 17	Mar - 15	7,355.16	6,363.22	5,661.36	701.86	Used	MINI	Commercial	Sept - 17
266	Sept - 17	June - 13	10,565.35	6,437.99	1,092.97	5,345.02	Used	3 Series	Private	Sept - 17
267	July - 17	Jan - 15	36,337.14	33,642.50	26,541.52	7,100.98	Used	X6 Series	Commercial	Oct - 17
268	July - 17	Aug - 14	11,432.49	10,970.07	8,952.54	2,017.53	Used	1 Series	Private	Oct - 17
269	July - 17	June - 16	32,057.68	30,926.11	22,553.95	8,372.16	Used	5 Series	Commercial	Oct - 17
270	July - 17	June - 14	23,857.46	22,798.66	20,988.39	1,810.27	New	2 Series	Private	Oct - 17
271	Oct - 17	Dec - 12	31,716.86	5,241.02	1,066.04	4,174.98	Used	5 Series	Commercial	Oct - 17
272	Aug - 17	Feb - 16	9,744.09	8,876.56	6,511.18	2,365.38	Used	Non BMW Group (incl. Motorcycles)	Private	Nov - 17
273	Aug - 17	July - 15	24,347.95	23,104.32	21,119.95	1,984.37	New	MINI	Commercial	Nov - 17
274	Aug - 17	May - 16	26,192.98	24,952.67	20,153.87	4,798.80	New	2 Series	Commercial	Nov - 17
275	Aug - 17	Apr - 16	5,463.91	4,720.01	3,062.42	1,657.59	Used	Non BMW Group (incl. Motorcycles)	Commercial	Nov - 17
276	Aug - 17	Mar - 16	45,113.29	42,738.69	33,461.98	9,276.71	Used	5 Series	Private	Nov - 17
277	Aug - 17	Feb - 16	42,113.63	40,302.52	30,798.34	9,629.79	New	3 Series	Private	Nov - 17
278	Aug - 17	Aug - 15	48,249.44	45,035.94	29,691.05	15,344.89	Used	X6 Series	Commercial	Nov - 17
279	Sept - 17	Feb - 16	20,247.77	17,808.67	13,361.76	4,446.91	Used	X5 Series	Commercial	Nov - 17
280	Nov - 17	Nov - 14	27,560.01	247.88	30.40	217.48	New	MINI	Private	Nov - 17
281	Sept - 17	May - 14	29,521.04	27,670.66	19,834.14	7,836.52	New	5 Series	Commercial	Dec - 17
282	Sept - 17	Jan - 16	13,087.92	11,994.43	10,290.61	1,703.82	New	Other BMW Group	Commercial	Dec - 17
283	Dec - 17	June - 14	17,681.36	2,325.59	735.91	1,589.68	New	MINI	Commercial	Dec - 17
284	Sept - 17	Jan - 15	14,067.97	11,753.08	10,676.73	1,076.35	Used	5 Series	Commercial	Jan - 18
285	Oct - 17	Aug - 14	10,800.18	8,596.26	5,824.34	2,771.92	Used	X3 Series	Commercial	Jan - 18
286	Oct - 17	May - 15	25,171.60	23,691.11	14,753.08	8,938.03	New	MINI	Private	Jan - 18
287	Oct - 17	Feb - 16	25,784.58	23,069.68	14,483.17	8,586.51	Used	5 Series	Commercial	Jan - 18
288	Oct - 17	July - 14	9,242.28	8,014.92	4,112.85	3,902.07	Used	1 Series	Private	Jan - 18
289	Nov - 17	Aug - 14	14,873.78	13,492.98	11,003.73	2,489.25	Used	X1 Series	Private	Jan - 18
290	Nov - 17	Mar - 15	18,159.26	17,785.02	11,118.83	6,666.19	New	MINI	Private	Jan - 18



**Compartment German Auto Loans 5**  
**Monthly Investor Report**



Rolls-Royce  
Motor Cars Limited

Reporting Date	Feb 11, 2019		
Payment Date	Feb 20, 2019		
Period No	28		
Monthly Period	Jan 31, 2019		
Interest Period	From	Jan 21, 2019	to Feb 20, 2019 = 30 days

**9. Defaulted Amount & Recovery Amount - Loan Level Data\***

	Month / Year of Default	Month / Year of Loan Origination	Principal Balance (Initial in EUR)	Principal Balance of Loan at Default (in EUR)	Recovery Total (in EUR)	Principal Balance End of Period (in EUR)	Object Type (new / used)	Vehicle Series	Customer Type (private / commercial)	Out of Deal (Month / Year)
291	Nov - 17	Nov - 15	22,683.72	20,803.26	13,055.48	7,747.78	New	1 Series	Commercial	Feb - 18
292	Nov - 17	Sept - 15	15,863.34	13,615.99	11,190.21	2,425.78	Used	1 Series	Private	Feb - 18
293	Nov - 17	Oct - 15	44,733.24	40,381.09	25,577.89	14,803.20	New	5 Series	Commercial	Feb - 18
294	Nov - 17	May - 15	17,363.08	16,494.34	16,369.61	124.73	Used	3 Series	Private	Feb - 18
295	Dec - 17	Sept - 15	19,652.27	16,908.97	10,227.58	6,681.39	Used	X1 Series	Commercial	Mar - 18
296	Dec - 17	Apr - 16	42,530.43	36,498.11	26,127.13	10,370.98	New	4 Series	Commercial	Mar - 18
297	Dec - 17	June - 14	27,651.96	23,693.29	13,972.10	9,721.19	Used	5 Series	Private	Mar - 18
298	Dec - 17	Mar - 16	48,918.53	42,868.97	28,793.08	14,075.89	Used	6 Series	Commercial	Mar - 18
299	Jan - 18	June - 16	38,486.40	33,698.46	17,556.76	16,141.70	New	3 Series	Commercial	Apr - 18
300	Jan - 18	June - 16	24,834.16	22,069.00	15,821.35	6,247.65	Used	MINI	Private	Apr - 18
301	Jan - 18	May - 16	7,117.64	6,504.06	5,804.51	699.55	Used	Other BMW Group	Private	Apr - 18
302	Jan - 18	Dec - 15	24,572.88	21,020.68	15,343.08	5,677.60	Used	5 Series	Commercial	Apr - 18
303	Jan - 18	Sept - 13	17,022.49	14,523.74	10,547.76	3,975.98	New	MINI	Private	Apr - 18
304	Feb - 18	Jan - 16	40,691.74	37,619.53	23,861.95	13,757.58	New	4 Series	Commercial	Apr - 18
305	Aug - 17	June - 13	13,622.63	11,947.72	9,516.05	2,431.67	New	1 Series	Commercial	May - 18
306	Feb - 18	May - 16	30,156.58	25,187.72	17,558.56	7,629.16	Used	5 Series	Commercial	May - 18
307	Feb - 18	Aug - 15	20,916.38	18,657.31	14,089.46	4,567.85	Used	5 Series	Private	May - 18
308	Feb - 18	Dec - 14	9,960.07	8,690.83	7,171.97	1,518.86	New	Non BMW Group (incl. Motorcycles)	Commercial	May - 18
309	Feb - 18	Feb - 16	10,109.11	9,132.11	8,592.12	539.99	Used	1 Series	Private	May - 18
310	Mar - 18	Dec - 14	33,583.98	27,774.90	17,298.49	10,476.41	New	2 Series	Commercial	May - 18
311	Mar - 18	May - 14	23,058.17	18,543.92	12,828.77	5,715.15	Used	5 Series	Private	May - 18
312	May - 18	July - 15	26,595.82	8,887.58	1,794.66	7,092.92	Used	3 Series	Private	May - 18
313	May - 18	May - 16	51,323.25	67.20	63.85	3.35	New	4 Series	Commercial	May - 18
314	Feb - 18	Apr - 16	38,857.59	35,690.54	21,544.47	14,146.07	New	Non BMW Group (incl. Motorcycles)	Private	June - 18
315	Mar - 18	Sept - 15	21,074.35	17,252.20	10,101.77	7,150.43	Used	Non BMW Group (incl. Motorcycles)	Private	June - 18
316	Mar - 18	June - 16	46,280.34	44,233.76	36,333.06	7,900.70	New	2 Series	Private	June - 18
317	Mar - 18	Feb - 14	12,228.83	10,184.92	9,646.13	538.79	Used	MINI	Private	June - 18
318	Mar - 18	Nov - 12	12,180.51	9,576.45	4,584.16	4,992.29	Used	3 Series	Private	June - 18
319	Mar - 18	Apr - 15	20,525.83	17,116.62	10,965.42	6,151.20	Used	3 Series	Private	June - 18

**Compartment German Auto Loans 5**  
**Monthly Investor Report**



Rolls-Royce  
Motor Cars Limited

Reporting Date	Feb 11, 2019		
Payment Date	Feb 20, 2019		
Period No	28		
Monthly Period	Jan 31, 2019		
Interest Period	From	Jan 21, 2019	to Feb 20, 2019 = 30 days

**9. Defaulted Amount & Recovery Amount - Loan Level Data\***

	Month / Year of Default	Month / Year of Loan Origination	Principal Balance (Initial in EUR)	Principal Balance of Loan at Default (in EUR)	Recovery Total (in EUR)	Principal Balance End of Period (in EUR)	Object Type (new / used)	Vehicle Series	Customer Type (private / commercial)	Out of Deal (Month / Year)
320	Mar - 18	June - 16	21,168.62	18,237.59	13,778.57	4,459.02	Used	1 Series	Private	June - 18
321	Apr - 18	Mar - 16	51,268.22	47,603.23	0.00	47,819.87	New	4 Series	Private	June - 18
322	Apr - 18	Mar - 16	80,178.42	70,803.43	44,749.05	26,054.38	New	7 Series	Commercial	June - 18
323	Mar - 18	Feb - 15	19,249.48	15,339.90	13,566.98	1,772.92	New	MINI	Private	July - 18
324	Apr - 18	July - 15	9,648.30	7,169.14	3,112.67	4,056.47	Used	Non BMW Group (incl. Motorcycles)	Private	July - 18
325	Apr - 18	May - 16	30,026.33	26,627.45	20,552.02	6,075.43	Used	7 Series	Private	July - 18
326	Apr - 18	May - 16	20,723.15	18,689.85	16,031.91	2,657.94	Used	2 Series	Commercial	July - 18
327	May - 18	Mar - 15	27,069.70	21,663.72	15,636.04	6,027.68	New	5 Series	Commercial	July - 18
328	Mar - 18	Mar - 16	22,036.56	19,540.84	14,859.23	4,681.61	New	2 Series	Commercial	Aug - 18
329	May - 18	June - 16	38,697.21	32,323.82	23,243.07	9,080.75	Used	X5 Series	Commercial	Aug - 18
330	May - 18	Mar - 14	13,322.30	9,037.93	8,122.34	915.59	Used	3 Series	Commercial	Aug - 18
331	May - 18	Apr - 16	14,054.62	11,808.13	7,560.79	4,247.34	Used	1 Series	Commercial	Aug - 18
332	June - 18	June - 14	13,008.29	10,129.19	7,794.52	2,334.67	Used	MINI	Private	Sept - 18
333	June - 18	Feb - 16	8,171.54	5,903.39	4,851.43	1,051.96	Used	5 Series	Private	Sept - 18
334	July - 18	Feb - 16	19,362.91	12,788.02	8,476.15	4,311.87	New	Other BMW Group	Commercial	Sept - 18
335	Sept - 18	Apr - 14	12,918.01	7,578.70	1,428.47	6,150.23	Used	1 Series	Private	Sept - 18
336	Apr - 18	Sept - 14	28,337.42	22,763.81	17,663.80	5,100.01	New	X1 Series	Private	Oct - 18
337	Apr - 18	Jan - 16	21,583.36	18,070.34	11,625.77	6,444.57	Used	3 Series	Commercial	Oct - 18
338	May - 18	June - 16	27,549.41	23,776.89	15,131.73	8,645.16	New	MINI	Commercial	Oct - 18
339	July - 18	Apr - 15	13,025.54	8,196.04	6,842.52	1,353.52	Used	MINI	Commercial	Oct - 18
340	July - 18	Apr - 15	19,703.22	14,441.30	12,648.40	1,792.90	Used	5 Series	Private	Oct - 18
341	Aug - 18	June - 15	12,680.22	7,141.65	855.41	6,286.24	New	Other BMW Group	Commercial	Nov - 18
342	Aug - 18	June - 16	21,145.94	17,603.85	11,065.41	6,538.44	Used	X5 Series	Commercial	Nov - 18
343	Aug - 18	Aug - 15	24,086.21	18,907.88	13,167.93	5,794.03	Used	3 Series	Private	Nov - 18
344	Aug - 18	Apr - 16	10,767.46	9,056.98	7,407.73	1,649.25	New	Other BMW Group	Private	Nov - 18
345	Aug - 18	June - 15	36,835.47	31,300.61	20,030.38	11,270.23	New	5 Series	Commercial	Nov - 18
346	Aug - 18	Apr - 16	24,800.50	20,253.92	15,158.58	5,095.34	Used	3 Series	Private	Nov - 18
347	Sept - 18	Apr - 16	21,478.24	16,688.24	11,592.48	5,095.76	Used	5 Series	Commercial	Nov - 18
348	Sept - 18	Apr - 16	33,154.99	21,849.66	19,230.55	2,619.11	Used	5 Series	Commercial	Nov - 18

**Compartment German Auto Loans 5**  
**Monthly Investor Report**



Rolls-Royce  
Motor Cars Limited

Reporting Date	Feb 11, 2019		
Payment Date	Feb 20, 2019		
Period No	28		
Monthly Period	Jan 31, 2019		
Interest Period	From	Jan 21, 2019	to Feb 20, 2019 = 30 days

**9. Defaulted Amount & Recovery Amount - Loan Level Data\***

	Month / Year of Default	Month / Year of Loan Origination	Principal Balance (Initial in EUR)	Principal Balance of Loan at Default (in EUR)	Recovery Total (in EUR)	Principal Balance End of Period (in EUR)	Object Type (new / used)	Vehicle Series	Customer Type (private / commercial)	Out of Deal (Month / Year)
349	Sept - 18	Mar - 16	23,114.29	18,689.07	11,556.70	7,132.37	Used	3 Series	Commercial	Dec - 18
350	Oct - 18	Mar - 15	37,872.62	1,154.76	749.23	405.53	New	X3 Series	Commercial	Dec - 18
351	Oct - 18	Feb - 16	20,380.06	17,130.17	15,096.22	2,033.95	New	Other BMW Group	Private	Jan - 19
352	Oct - 18	Sept - 15	16,755.29	12,492.35	10,638.79	1,853.56	New	1 Series	Private	Jan - 19
353	Oct - 18	May - 16	30,002.78	22,428.52	9,085.69	13,342.83	Used	5 Series	Commercial	Jan - 19

\*Applicable only if loans have defaulted. Does not include defaulted amounts less than 10 EUR.

**Compartment German Auto Loans 5**  
**Monthly Investor Report**



Rolls-Royce  
Motor Cars Limited

Reporting Date	Feb 11, 2019		
Payment Date	Feb 20, 2019		
Period No	28		
Monthly Period	Jan 31, 2019		
Interest Period	From	Jan 21, 2019	to Feb 20, 2019 = 30 days

**10. Outstanding note balance**

<b>1. Note balance</b>	<b>All Notes</b>	<b>Class A</b>	<b>Class B</b>
<b>Initial note information for Class</b>			
ISIN code		XS1484801763	XS1484802142
Currency		EUR	EUR
Legal final maturity		Oct 2023	Oct 2023
Rating (Fitch / Moody's / S&P/DBRS)		AAA/Aaa/N/A/N/A	N/A/N/A/N/A/N/A
Initial notes aggregate principal outstanding balance in EUR	1,075,300,000.00	1,000,000,000.00	75,300,000.00
Nominal amount per note in EUR		100,000.00	100,000.00
Initial number of notes per class in EUR		10,000	753
<b>Current Note Information</b>			
Notes aggregate principal outstanding balance in EUR - BoP	280,894,554.34	205,594,554.34	75,300,000.00
Available distribution amount in EUR	28,772,475.19		
Redemption per class in EUR		23,322,670.76	0,00
Redemption per note in EUR		2,332.27	0.00
Notes aggregate principal outstanding balance in EUR - EoP	257,571,883.58	182,271,883.58	75,300,000.00
Current pool factor		0.18	1.00
<b>2. Payments to investor per note</b>			
		<b>Class A</b>	<b>Class B</b>
Interest Type		Floating Rate	Fixed Rate
Reference Rate		1M_EURIBOR	NONE
Actual Interest Rate		-0.368%	NONE
Spread		0.400%	NONE
Coupon		0.032%	1.000%
Day count fraction		Actual/360	Actual/360
Interest days		30 days	30 days
Principal outstanding per note in EUR - BoP		20,559.46	100,000.00
Principal repayment per note in EUR		2,332.27	0.00
Principal outstanding per note in EUR - EoP		18,227.19	100,000.00
Interest payment per Note in EUR		0.55	83.33

**Compartment German Auto Loans 5**  
**Monthly Investor Report**



Rolls-Royce  
Motor Cars Limited

Reporting Date	Feb 11, 2019			
Payment Date	Feb 20, 2019			
Period No	28			
Monthly Period	Jan 31, 2019			
Interest Period	From	Jan 21, 2019	to	Feb 20, 2019 = 30 days

**10. Outstanding note balance**

<b>3. Credit enhancement</b>	Initial Period (in EUR)	Initial CE (in %)	Current Period (in EUR)	Current CE (in %)
Class A	1,000,000,000.00	7.50	182,271,883.58	42.44
Class B	75,300,000.00	0.50	75,300,000.00	17.94
Cash Reserve (+ Overcollateralisation)	5,379,959.75	0.00	55,148,585.12	0.00

"In its capacity as originator and lender, BMW Bank GmbH complies with the retention requirement of a material net economic interest in accordance with Art. 405 CRR. A minimum of 5.0% of the net economic interest will be retained throughout the life of the transaction in form of retention of the Class B Notes and the Subordinated Loan."

**4. Clean-Up Call Option**

If the aggregate outstanding principal balance has been reduced to less than 10% of the aggregate outstanding principal balance at the Issue Date, the seller will have the option under the receivables purchase Agreement to acquire all outstanding purchased receivables.

Aggregate outstanding principal balance at end of period (in EUR)	307,340,468.70
Clean-Up option exercisable	No

**Compartment German Auto Loans 5**  
**Monthly Investor Report**



Rolls-Royce  
Motor Cars Limited

Reporting Date	Feb 11, 2019			
Payment Date	Feb 20, 2019			
Period No	28			
Monthly Period	Jan 31, 2019			
Interest Period	From	Jan 21, 2019	to	Feb 20, 2019 = 30 days

**11. Original Principal Balance**

Initial Portfolio as of origination of contract

Group (in EUR) (by Original Principal Balance)	Original principal balance (in EUR)	Original Principal Balance (in % of total)	Number of Contracts	Number of Contracts (in % of total)
0.00 - 5,000.00	6,992,674.68	0.56	1,862	3.10
5.000,01 - 10.000,00	64,956,645.53	5.18	8,288	13.79
10.000,01 - 15.000,00	146,836,978.81	11.70	11,642	19.37
15.000,01 - 20.000,00	202,190,645.60	16.11	11,518	19.16
20.000,01 - 25.000,00	212,735,086.38	16.95	9,471	15.76
25.000,01 - 30.000,00	183,995,892.42	14.66	6,707	11.16
30.000,01 - 35.000,00	136,384,047.80	10.87	4,213	7.01
35.000,01 - 40.000,00	90,221,057.97	7.19	2,416	4.02
40.000,01 - 45.000,00	58,755,377.74	4.68	1,385	2.30
45.000,01 - 50.000,00	39,632,006.73	3.16	838	1.39
50.000,01 - 55.000,00	28,130,280.93	2.24	537	0.89
55.000,01 - 60.000,00	23,199,116.97	1.85	403	0.67
> 60.000,00	60,851,137.78	4.85	831	1.38
<b>Total</b>	<b>1,254,880,949.34</b>	<b>100.00</b>	<b>60,111</b>	<b>100.00</b>

Average:	20,876.06
Min:	1,049.00
Max:	200,000.00

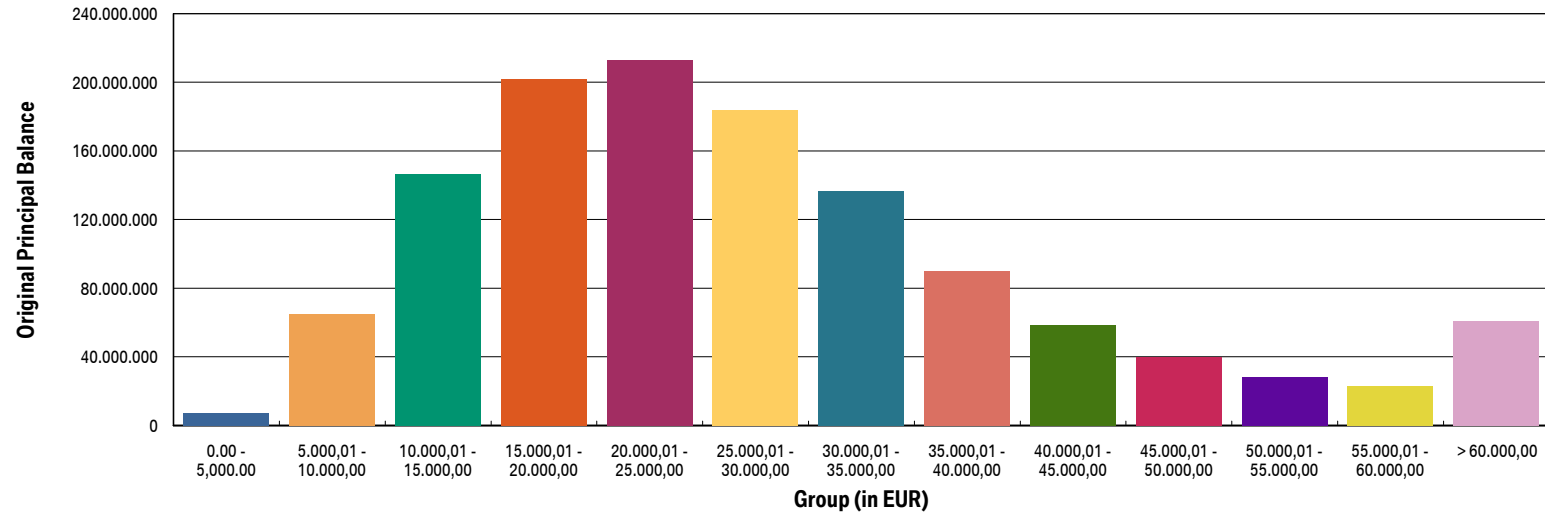
**Compartment German Auto Loans 5**  
**Monthly Investor Report**



Rolls-Royce  
Motor Cars Limited

Reporting Date	Feb 11, 2019			
Payment Date	Feb 20, 2019			
Period No	28			
Monthly Period	Jan 31, 2019			
Interest Period	From	Jan 21, 2019	to	Feb 20, 2019 = 30 days

**11a. Original Principal Balance (graph)**



**Compartment German Auto Loans 5**  
**Monthly Investor Report**



Rolls-Royce  
Motor Cars Limited

Reporting Date	Feb 11, 2019			
Payment Date	Feb 20, 2019			
Period No	28			
Monthly Period	Jan 31, 2019			
Interest Period	From	Jan 21, 2019	to	Feb 20, 2019 = 30 days

**12. Aggregate Principal Balance**

Initial Portfolio

Group (in EUR)	Aggregate Principal Balance (in EUR)	Aggregate Principal Balance (in % of total)	Number of Contracts	Number of Contracts (in % of total)
0.00 - 5,000.00	15,637,512.29	1.45	4,757	7.91
5.000,01 - 10.000,00	85,191,764.85	7.92	11,180	18.60
10.000,01 - 15.000,00	154,031,838.67	14.32	12,297	20.46
15.000,01 - 20.000,00	189,394,122.78	17.61	10,861	18.07
20.000,01 - 25.000,00	184,904,410.27	17.20	8,271	13.76
25.000,01 - 30.000,00	144,739,496.87	13.46	5,298	8.81
30.000,01 - 35.000,00	99,646,407.14	9.27	3,090	5.14
35.000,01 - 40.000,00	62,264,067.48	5.79	1,673	2.78
40.000,01 - 45.000,00	41,722,773.82	3.88	988	1.64
45.000,01 - 50.000,00	26,196,826.38	2.44	553	0.92
50.000,01 - 55.000,00	18,897,999.72	1.76	361	0.60
55.000,01 - 60.000,00	15,417,215.78	1.43	269	0.45
> 60.000,00	37,255,523.70	3.46	513	0.85
<b>Total</b>	<b>1,075,299,959.75</b>	<b>100.00</b>	<b>60,111</b>	<b>100.00</b>
Average:	17,888.57			
Min:	197.27			
Max:	187,245.56			



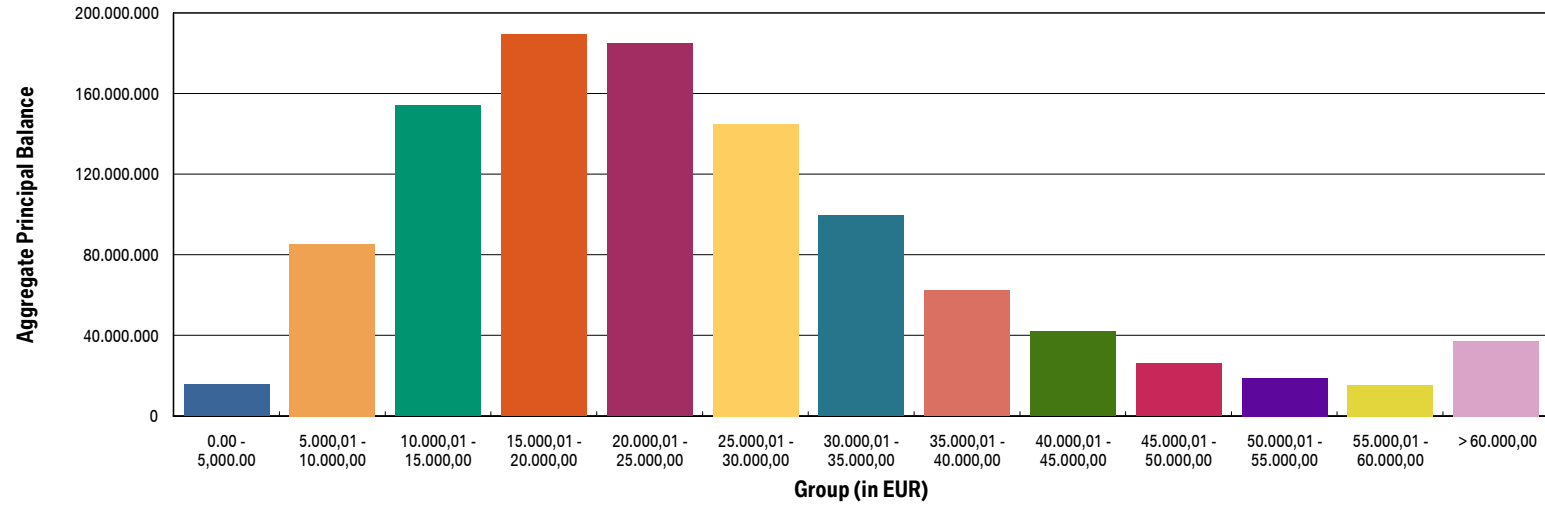
**Compartment German Auto Loans 5**  
**Monthly Investor Report**



Rolls-Royce  
 Motor Cars Limited

Reporting Date	Feb 11, 2019			
Payment Date	Feb 20, 2019			
Period No	28			
Monthly Period	Jan 31, 2019			
Interest Period	From	Jan 21, 2019	to	Feb 20, 2019 = 30 days

**12a. Aggregate Principal Balance (graph)**



**Compartment German Auto Loans 5**  
**Monthly Investor Report**



Rolls-Royce  
Motor Cars Limited

Reporting Date	Feb 11, 2019			
Payment Date	Feb 20, 2019			
Period No	28			
Monthly Period	Jan 31, 2019			
Interest Period	From	Jan 21, 2019	to	Feb 20, 2019 = 30 days

**13. Aggregate Outstanding Principal Balance**

Portfolio as of: Jan 31, 2019

Group (in EUR)	Aggregate Outstanding Principal Balance (in EUR)	Aggregate Outstanding Principal Balance (in % of total)	Number of Contracts	Number of Contracts (in % of total)
0.00 - 5,000.00	9,860,490.55	3.21	6,777	26.35
5,000,01 - 10,000,00	39,866,177.20	12.97	5,253	20.43
10,000,01 - 15,000,00	63,613,175.89	20.70	5,127	19.94
15,000,01 - 20,000,00	71,164,665.88	23.15	4,102	15.95
20,000,01 - 25,000,00	52,115,671.80	16.96	2,346	9.12
25,000,01 - 30,000,00	27,345,663.54	8.90	1,008	3.92
30,000,01 - 35,000,00	15,525,967.41	5.05	482	1.87
35,000,01 - 40,000,00	9,109,791.63	2.96	244	0.95
40,000,01 - 45,000,00	5,711,272.28	1.86	135	0.52
45,000,01 - 50,000,00	5,398,290.13	1.76	114	0.44
50,000,01 - 55,000,00	3,082,993.91	1.00	59	0.23
55,000,01 - 60,000,00	2,052,651.51	0.67	36	0.14
> 60,000,00	2,493,656.97	0.81	34	0.13
<b>Total</b>	<b>307,340,468.70</b>	<b>100.00</b>	<b>25,717</b>	<b>100.00</b>

WA:	11,950.87
Min:	0.00
Max:	128,316.06

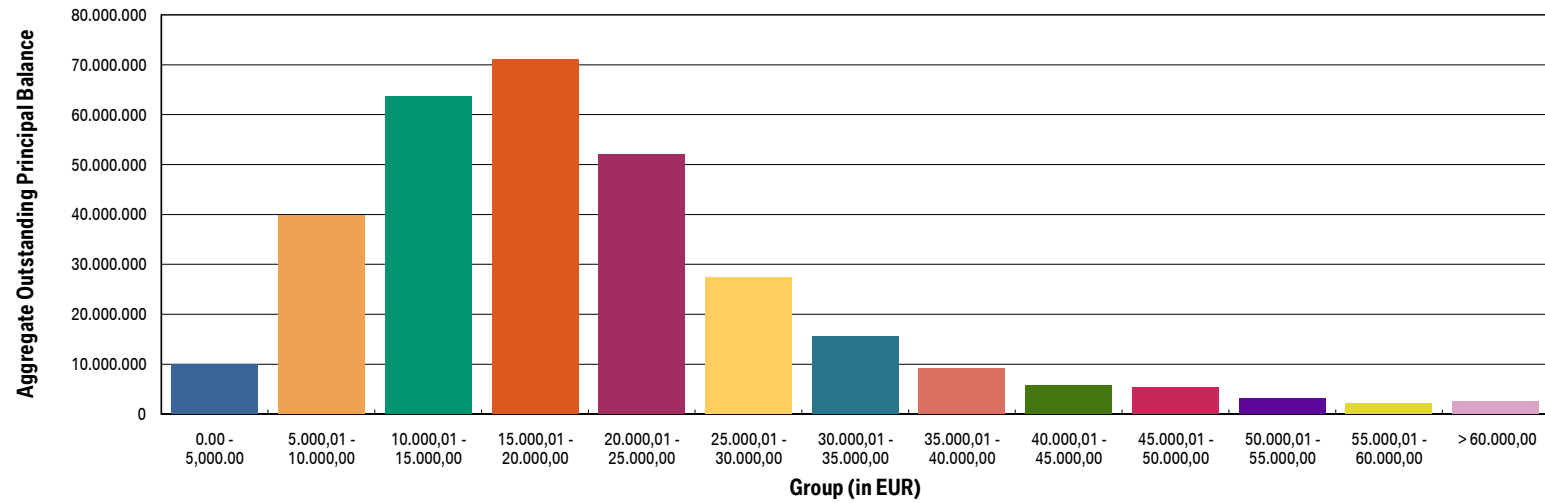
**Compartment German Auto Loans 5**  
**Monthly Investor Report**



Rolls-Royce  
 Motor Cars Limited

Reporting Date	Feb 11, 2019			
Payment Date	Feb 20, 2019			
Period No	28			
Monthly Period	Jan 31, 2019			
Interest Period	From	Jan 21, 2019	to	Feb 20, 2019 = 30 days

**13a. Aggregate Outstanding Principal Balance (graph)**



**Compartment German Auto Loans 5**  
**Monthly Investor Report**



Rolls-Royce  
Motor Cars Limited

Reporting Date	Feb 11, 2019				
Payment Date	Feb 20, 2019				
Period No	28				
Monthly Period	Jan 31, 2019				
Interest Period	From	Jan 21, 2019	to	Feb 20, 2019	= 30 days

**14. Down Payments**

Portfolio as of: Jan 31, 2019

Down Payment	Aggregate Outstanding Principal Balance (in EUR)	Aggregate Outstanding Principal Balance (in % of total)	Number of Contracts	Number of Contracts (in % of total)	Down Payment/ Purchase Price (in %)
No Down Payment	74,919,782.79	24.38	6,479	25.19	0.00
<=1000	7,008,707.00	2.28	687	2.67	4.24
1.000,01 - 2.000,00	16,386,048.15	5.33	1,582	6.15	8.56
2.000,01 - 3.000,00	20,753,824.20	6.75	1,994	7.75	12.30
3.000,01 - 4.000,00	17,929,619.60	5.83	1,700	6.61	16.02
4.000,01 - 5.000,00	31,054,422.40	10.10	2,679	10.42	17.98
5.000,01 - 6.000,00	17,604,191.74	5.73	1,488	5.79	20.04
6.000,01 - 7.000,00	16,150,335.42	5.25	1,299	5.05	21.88
7.000,01 - 8.000,00	15,391,831.50	5.01	1,246	4.85	24.08
8.000,01 - 9.000,00	8,350,165.59	2.72	681	2.65	25.70
9.000,01 - 10.000,00	25,104,091.23	8.17	1,806	7.02	26.54
10.000,01 - 11.000,00	5,563,263.22	1.81	383	1.49	26.36
11.000,01 - 12.000,00	7,455,003.66	2.43	551	2.14	29.41
12.000,01 - 13.000,00	5,661,980.46	1.84	385	1.50	29.03
13.000,01 - 14.000,00	3,684,033.98	1.20	281	1.09	31.98
14.000,01 - 15.000,00	9,693,019.03	3.15	702	2.73	33.91
> 15.000,00	24,630,148.73	8.01	1,774	6.90	39.82
<b>Total</b>	<b>307,340,468.70</b>	<b>100.00</b>	<b>25,717</b>	<b>100.00</b>	<b>16.87</b>

Minimum Down Payment:	19.18
Maximum Down Payment:	82,039.00
Average Down Payment:	5,778.36
Average Down Payment (customers that made a Down Payment):	7,724.41

**Compartment German Auto Loans 5**  
**Monthly Investor Report**



Rolls-Royce  
Motor Cars Limited

Reporting Date	Feb 11, 2019			
Payment Date	Feb 20, 2019			
Period No	28			
Monthly Period	Jan 31, 2019			
Interest Period	From	Jan 21, 2019	to	Feb 20, 2019 = 30 days

**15. Borrower Concentration**

Portfolio as of: Jan 31, 2019

Borrower (Top 20)	Aggregate Outstanding Principal Balance (in EUR)	Aggregate Outstanding Principal Balance (in % of total)	Number of Contracts	Number of Contracts (in % of total)
1	180,610.22	0.06	4	0.02
2	150,014.84	0.05	2	0.01
3	128,721.09	0.04	3	0.01
4	128,316.06	0.04	1	0.00
5	107,438.72	0.03	1	0.00
6	103,876.83	0.03	1	0.00
7	102,692.04	0.03	3	0.01
8	99,851.79	0.03	1	0.00
9	98,424.44	0.03	1	0.00
10	83,024.20	0.03	1	0.00
11	81,474.17	0.03	1	0.00
12	80,121.83	0.03	1	0.00
13	78,772.42	0.03	4	0.02
14	78,749.49	0.03	2	0.01
15	75,786.82	0.02	1	0.00
16	74,115.94	0.02	2	0.01
17	72,862.53	0.02	1	0.00
18	72,487.20	0.02	2	0.01
19	70,767.50	0.02	1	0.00
20	68,724.03	0.02	2	0.01
<b>Total</b>	<b>1,936,832.16</b>	<b>0.63</b>	<b>35</b>	<b>0.14</b>
<b>Total Portfolio Balance</b>	<b>307,340,468.70</b>			

**Compartment German Auto Loans 5**  
**Monthly Investor Report**



Reporting Date	Feb 11, 2019			
Payment Date	Feb 20, 2019			
Period No	28			
Monthly Period	Jan 31, 2019			
Interest Period	From	Jan 21, 2019	to	Feb 20, 2019 = 30 days

**16. Geographical Distribution**

Initial Portfolio

Post code area	Aggregate Principal Balance (in EUR)	Aggregate Principal Balance (in % of total)	Number of Contracts	Number of contracts (in % of total)
post code area 0	62,617,569.26	5.82	3,345	5.56
post code area 1	64,724,058.05	6.02	3,484	5.80
post code area 2	97,006,840.29	9.02	5,418	9.01
post code area 3	98,527,721.89	9.16	5,720	9.52
post code area 4	128,542,597.69	11.95	7,277	12.11
post code area 5	122,357,440.82	11.38	6,987	11.62
post code area 6	136,120,871.07	12.66	7,500	12.48
post code area 7	129,822,542.48	12.07	7,512	12.50
post code area 8	143,826,273.79	13.38	7,707	12.82
post code area 9	91,754,044.41	8.53	5,161	8.59
<b>Total</b>	<b>1,075,299,959.75</b>	<b>100.00</b>	<b>60,111</b>	<b>100.00</b>

**Compartment German Auto Loans 5**  
**Monthly Investor Report**



Rolls-Royce  
Motor Cars Limited

Reporting Date	Feb 11, 2019			
Payment Date	Feb 20, 2019			
Period No	28			
Monthly Period	Jan 31, 2019			
Interest Period	From	Jan 21, 2019	to	Feb 20, 2019 = 30 days

**16. Geographical Distribution**

Portfolio as of: Jan 31, 2019

Post code area	Aggregate Outstanding Principal Balance (in EUR)	Aggregate Outstanding Principal Balance (in % of total)	Number of Contracts	Number of Contracts (in % of total)
post code area 0	18,294,051.17	5.95	1,478	5.75
post code area 1	18,817,957.77	6.12	1,546	6.01
post code area 2	26,686,613.98	8.68	2,245	8.73
post code area 3	28,413,370.14	9.24	2,434	9.46
post code area 4	34,939,418.75	11.37	3,026	11.77
post code area 5	35,515,609.38	11.56	3,002	11.67
post code area 6	39,063,644.70	12.71	3,304	12.85
post code area 7	38,421,997.57	12.50	3,214	12.50
post code area 8	41,652,315.53	13.55	3,297	12.82
post code area 9	25,290,862.27	8.23	2,143	8.33
post code area Others	244,627.44	0.08	28	0.11
<b>Total</b>	<b>307,340,468.70</b>	<b>100.00</b>	<b>25,717</b>	<b>100.00</b>

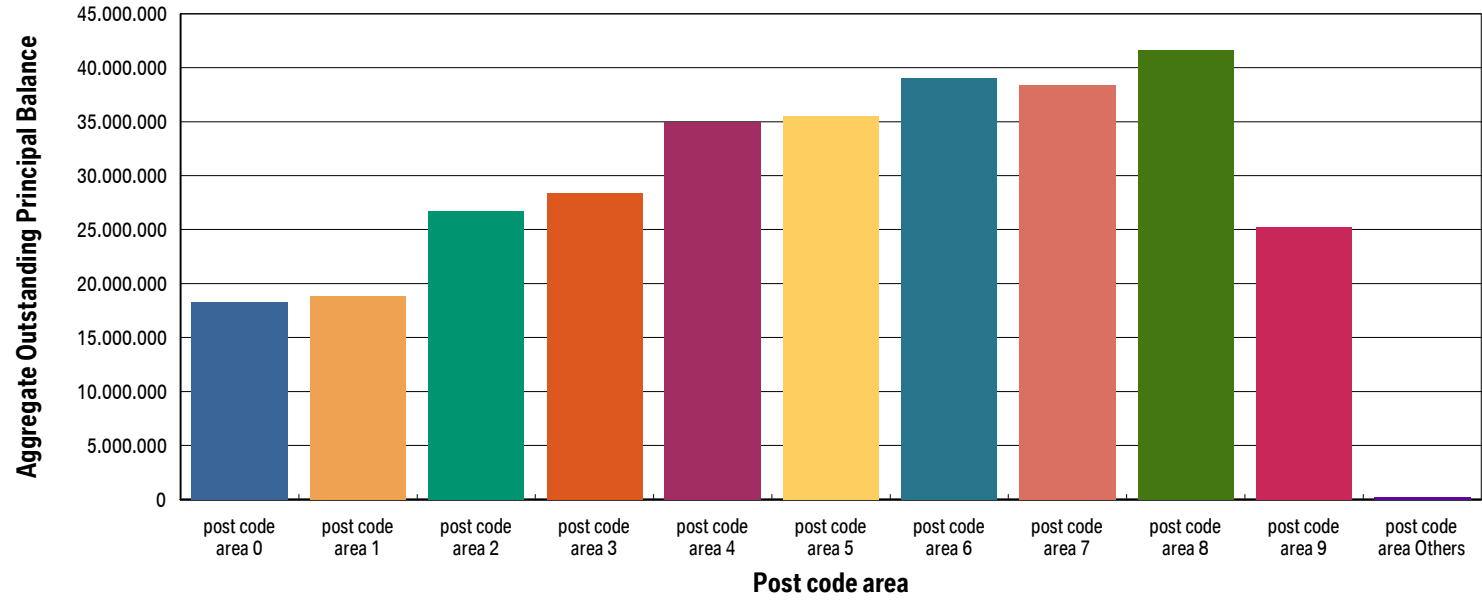
**Compartment German Auto Loans 5**  
**Monthly Investor Report**



Rolls-Royce  
 Motor Cars Limited

Reporting Date	Feb 11, 2019			
Payment Date	Feb 20, 2019			
Period No	28			
Monthly Period	Jan 31, 2019			
Interest Period	From	Jan 21, 2019	to	Feb 20, 2019 = 30 days

**16a. Geographical Distribution (graph)**





**Compartment German Auto Loans 5**  
**Monthly Investor Report**



Rolls-Royce  
Motor Cars Limited

Reporting Date	Feb 11, 2019			
Payment Date	Feb 20, 2019			
Period No	28			
Monthly Period	Jan 31, 2019			
Interest Period	From	Jan 21, 2019	to	Feb 20, 2019 = 30 days

**17. Car Type & Customer Group**

Initial Portfolio

Car Type	Aggregate Principal Balance (in EUR)	Aggregate Principal Balance (in % of total)	Number of Contracts	Number of Contracts (in % of total)
New	501,246,255.90	46.61	21,802	36.27
Used	574,053,703.85	53.39	38,309	63.73
<b>Total</b>	<b>1,075,299,959.75</b>	<b>100.00</b>	<b>60,111</b>	<b>100.00</b>

Customer Group	Aggregate Principal Balance (in EUR)	Aggregate Principal Balance (in % of total)	Number of Contracts	Number of Contracts (in % of total)
Commercial	292,082,204.46	27.16	12,141	20.20
Private Individual	783,217,755.29	72.84	47,970	79.80
<b>Total</b>	<b>1,075,299,959.75</b>	<b>100.00</b>	<b>60,111</b>	<b>100.00</b>

**Compartment German Auto Loans 5**  
**Monthly Investor Report**



Rolls-Royce  
Motor Cars Limited

Reporting Date	Feb 11, 2019			
Payment Date	Feb 20, 2019			
Period No	28			
Monthly Period	Jan 31, 2019			
Interest Period	From	Jan 21, 2019	to	Feb 20, 2019 = 30 days

**17. Car Type & Customer Group**

Portfolio as of: Jan 31, 2019

Car Type	Aggregate Outstanding Principal Balance (in EUR)	Aggregate Outstanding Principal Balance (in % of total)	Number of Contracts	Number of Contracts (in % of total)
New	140,795,593.64	45.81	9,330	36.28
Used	166,544,875.06	54.19	16,387	63.72
<b>Total</b>	<b>307,340,468.70</b>	<b>100.00</b>	<b>25,717</b>	<b>100.00</b>

Customer Group	Aggregate Outstanding Principal Balance (in EUR)	Aggregate Outstanding Principal Balance (in % of total)	Number of Contracts	Number of Contracts (in % of total)
Commercial	76,283,894.78	24.82	4,802	18.67
Private Individual	231,056,573.92	75.18	20,915	81.33
<b>Total</b>	<b>307,340,468.70</b>	<b>100.00</b>	<b>25,717</b>	<b>100.00</b>

**Compartment German Auto Loans 5**  
**Monthly Investor Report**



Rolls-Royce  
Motor Cars Limited

Reporting Date	Feb 11, 2019			
Payment Date	Feb 20, 2019			
Period No	28			
Monthly Period	Jan 31, 2019			
Interest Period	From	Jan 21, 2019	to	Feb 20, 2019 = 30 days

**18. Delinquencies**

Initial Portfolio

Days past due	Aggregate Principal Balance (in EUR)	Aggregate Principal Balance (in % of total)	Number of Contracts	Number of Contracts (in % of total)
1 - 30	0.00	0.00	0	0.00
31 - 60	0.00	0.00	0	0.00
61 - 90	0.00	0.00	0	0.00
91 - 120	0.00	0.00	0	0.00
> 120	0.00	0.00	0	0.00
<b>Total</b>	<b>0.00</b>	<b>0.00</b>	<b>0</b>	<b>0.00</b>

Portfolio as of: Jan 31, 2019

Days past due	Aggregate Outstanding Principal Balance (in EUR)	Aggregate Outstanding Principal Balance (in % of total)	Number of Contracts	Number of Contracts (in % of total)
1 - 30	4,858,231.32	1.58	325	1.26
31 - 60	1,119,481.60	0.36	68	0.26
61 - 90	369,735.60	0.12	21	0.08
91 - 120	226,585.28	0.07	16	0.06
> 120	236,503.47	0.08	17	0.07
<b>Total</b>	<b>6,810,537.27</b>	<b>2.22</b>	<b>447</b>	<b>1.74</b>

**Compartment German Auto Loans 5**  
**Monthly Investor Report**



Rolls-Royce  
Motor Cars Limited

Reporting Date	Feb 11, 2019				
Payment Date	Feb 20, 2019				
Period No	28				
Monthly Period	Jan 31, 2019				
Interest Period	From	Jan 21, 2019	to	Feb 20, 2019	= 30 days

**18a. Delinquencies Analysis**

Monthly Period	Performing (in EUR)	31-60 days past due (in EUR)	61-90 days past due (in EUR)	91-120 days past due (in EUR)	>120 days past due (in EUR)
Oct - 16	1,050,465,864.65	0.00	0.00	0.00	0.00
Nov - 16	1,023,168,246.00	73,694.72	0.00	0.00	0.00
Dec - 16	991,189,256.94	773,609.52	25,355.68	0.00	0.00
Jan - 17	960,589,390.63	716,892.79	322,067.14	25,355.68	0.00
Feb - 17	931,192,969.16	667,682.73	82,782.59	137,186.88	25,355.68
Mar - 17	896,855,587.60	940,464.94	131,588.11	7,876.18	162,542.56
Apr - 17	865,832,054.58	1,118,085.96	444,027.66	75,267.03	145,063.06
May - 17	832,607,506.57	1,061,121.62	423,641.71	307,962.49	119,869.46
June - 17	800,546,797.86	1,036,925.52	602,947.47	289,431.30	210,879.46
July - 17	769,306,387.22	1,259,034.62	545,847.32	367,084.79	309,145.59
Aug - 17	739,845,101.64	1,023,053.29	507,725.30	269,339.21	561,371.65
Sept - 17	712,293,859.88	1,146,323.49	501,842.44	277,873.93	526,390.90
Oct - 17	684,853,799.32	875,518.50	542,497.21	395,360.84	467,685.91
Nov - 17	657,686,184.62	1,155,926.74	419,283.64	248,012.34	523,206.35
Dec - 17	631,240,622.75	1,356,281.63	345,889.66	282,993.91	440,506.51
Jan - 18	604,923,287.18	960,207.97	475,008.65	199,500.54	404,017.84
Feb - 18	578,831,482.33	992,621.09	512,566.25	189,176.77	255,408.35
Mar - 18	550,863,808.86	925,722.88	445,929.54	229,389.94	258,707.73
Apr - 18	522,595,400.35	1,000,695.48	418,552.34	205,905.13	233,707.72
May - 18	496,437,597.26	1,011,294.80	407,669.86	225,203.03	311,238.22
June - 18	468,608,888.67	952,948.61	432,485.51	268,954.09	222,630.27
July - 18	441,572,492.24	919,493.63	371,184.37	273,459.79	307,819.75
Aug - 18	417,906,385.80	878,398.70	344,764.72	252,139.98	329,930.10
Sept - 18	395,648,931.17	889,629.56	326,900.62	212,307.43	406,952.41
Oct - 18	372,258,829.52	937,151.72	261,851.62	209,422.17	265,491.51
Nov - 18	349,784,481.90	1,044,454.29	325,791.11	226,880.86	278,283.33

**Compartment German Auto Loans 5**  
**Monthly Investor Report**



Rolls-Royce  
Motor Cars Limited

Reporting Date	Feb 11, 2019				
Payment Date	Feb 20, 2019				
Period No	28				
Monthly Period	Jan 31, 2019				
Interest Period	From	Jan 21, 2019	to	Feb 20, 2019	= 30 days

**18a. Delinquencies Analysis**

Monthly Period	Performing (in EUR)	31-60 days past due (in EUR)	61-90 days past due (in EUR)	91-120 days past due (in EUR)	>120 days past due (in EUR)
Dec - 18	327,960,590.34	1,180,982.31	348,315.08	233,424.13	220,972.71
Jan - 19	305,388,162.75	1,119,481.60	369,735.60	226,585.28	236,503.47

**Compartment German Auto Loans 5**  
**Monthly Investor Report**



Rolls-Royce  
Motor Cars Limited

Reporting Date	Feb 11, 2019			
Payment Date	Feb 20, 2019			
Period No	28			
Monthly Period	Jan 31, 2019			
Interest Period	From	Jan 21, 2019	to	Feb 20, 2019 = 30 days

**19. Seasoning**

Initial Portfolio

Group (in months)	Aggregate Principal Balance (in EUR)	Aggregate Principal Balance (in % of total)	Number of Contracts	Number of Contracts (in % of total)
<= 6	513,461,995.51	47.75	25,739	42.82
> 6 - <= 12	226,923,217.37	21.10	12,091	20.11
> 12 - <= 24	222,568,634.78	20.70	13,792	22.94
> 24 - <= 36	93,678,838.18	8.71	6,697	11.14
> 36 - <= 42	10,978,926.39	1.02	1,006	1.67
> 42 - <= 48	4,808,691.72	0.45	486	0.81
> 48 - <= 53	2,879,655.80	0.27	300	0.50
> 53	0.00	0.00	0	0.00
<b>Total</b>	<b>1,075,299,959.75</b>	<b>100.00</b>	<b>60,111</b>	<b>100.00</b>

WA Seasoning (in months):	10.84
Min (in months):	3.00
Max (in months):	53.00

**Compartment German Auto Loans 5**  
**Monthly Investor Report**



Rolls-Royce  
Motor Cars Limited

Reporting Date	Feb 11, 2019			
Payment Date	Feb 20, 2019			
Period No	28			
Monthly Period	Jan 31, 2019			
Interest Period	From	Jan 21, 2019	to	Feb 20, 2019 = 30 days

**19. Seasoning**

Portfolio as of: Jan 31, 2019

Group (in months)	Aggregate Outstanding Principal Balance (in EUR)	Aggregate Outstanding Principal Balance (in % of total)	Number of Contracts	Number of Contracts (in % of total)
<= 6	0.00	0.00	0	0.00
> 6 - <= 12	0.00	0.00	0	0.00
> 12 - <= 24	0.00	0.00	0	0.00
> 24 - <= 36	265,071,129.15	86.25	20,599	80.10
> 36 - <= 42	22,566,306.37	7.34	2,722	10.58
> 42 - <= 48	9,908,673.87	3.22	1,151	4.48
> 48 - <= 53	5,163,388.44	1.68	601	2.34
> 53	4,630,970.87	1.51	644	2.50
<b>Total</b>	<b>307,340,468.70</b>	<b>100.00</b>	<b>25,717</b>	<b>100.00</b>

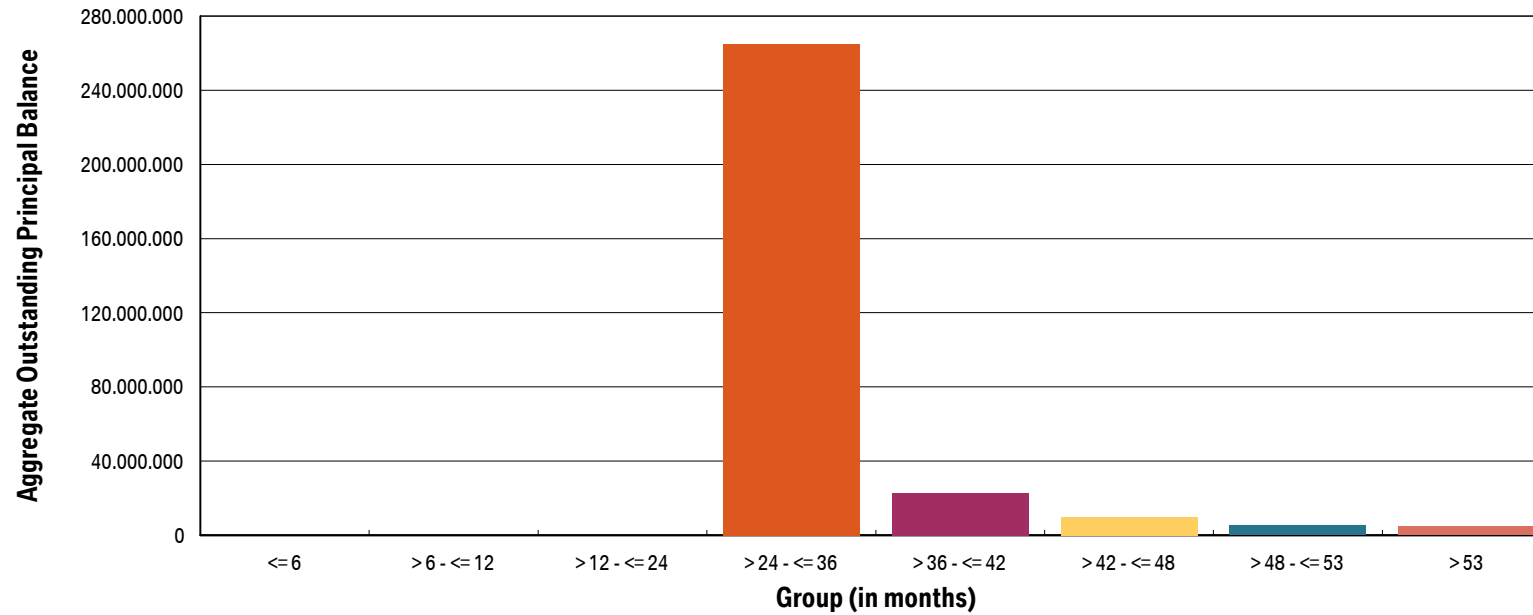
WA Seasoning (in months):	34.33
Min (in months):	31.00
Max (in months):	81.00

**Compartment German Auto Loans 5**  
**Monthly Investor Report**



Reporting Date	Feb 11, 2019				
Payment Date	Feb 20, 2019				
Period No	28				
Monthly Period	Jan 31, 2019				
Interest Period	From	Jan 21, 2019	to	Feb 20, 2019	= 30 days

**19a. Seasoning (graph)**





**Compartment German Auto Loans 5**  
**Monthly Investor Report**



Rolls-Royce  
Motor Cars Limited

Reporting Date	Feb 11, 2019			
Payment Date	Feb 20, 2019			
Period No	28			
Monthly Period	Jan 31, 2019			
Interest Period	From	Jan 21, 2019	to	Feb 20, 2019 = 30 days

**20. Remaining Term**

Initial Portfolio

Group (in months)	Aggregate Principal Balance (in EUR)	Aggregate Principal Balance (in % of total)	Number of Contracts	Number of Contracts (in % of total)
<= 6	20,798,111.35	1.93	2,129	3.54
> 6 - <= 12	62,043,913.58	5.77	5,270	8.77
> 12 - <= 24	216,926,052.89	20.17	14,643	24.36
> 24 - <= 36	461,531,199.46	42.92	23,125	38.47
> 36 - <= 42	68,695,580.55	6.39	3,896	6.48
> 42 - <= 48	86,831,785.01	8.08	4,327	7.20
> 48 - <= 53	45,890,323.30	4.27	2,001	3.33
> 53	112,582,993.61	10.47	4,720	7.85
<b>Total</b>	<b>1,075,299,959.75</b>	<b>100.00</b>	<b>60,111</b>	<b>100.00</b>

WA Remaining Term (in months):	31.83
Min (in months):	3.00
Max (in months):	60.00

**Compartment German Auto Loans 5**  
**Monthly Investor Report**



Rolls-Royce  
Motor Cars Limited

Reporting Date	Feb 11, 2019			
Payment Date	Feb 20, 2019			
Period No	28			
Monthly Period	Jan 31, 2019			
Interest Period	From	Jan 21, 2019	to	Feb 20, 2019 = 30 days

**20. Remaining Term**

Portfolio as of: Jan 31, 2019

Group (in months)	Aggregate Outstanding Principal Balance (in EUR)	Aggregate Outstanding Principal Balance (in % of total)	Number of Contracts	Number of Contracts (in % of total)
<= 6	160,941,710.08	52.37	15,385	59.82
> 6 - <= 12	14,870,213.59	4.84	1,404	5.46
> 12 - <= 24	66,195,408.67	21.54	5,067	19.70
> 24 - <= 36	65,333,136.36	21.26	3,861	15.01
> 36 - <= 42	0.00	0.00	0	0.00
> 42 - <= 48	0.00	0.00	0	0.00
> 48 - <= 53	0.00	0.00	0	0.00
> 53	0.00	0.00	0	0.00
<b>Total</b>	<b>307,340,468.70</b>	<b>100.00</b>	<b>25,717</b>	<b>100.00</b>

WA Remaining Term (in months):	11.57
Min (in months):	0.00
Max (in months):	32.00

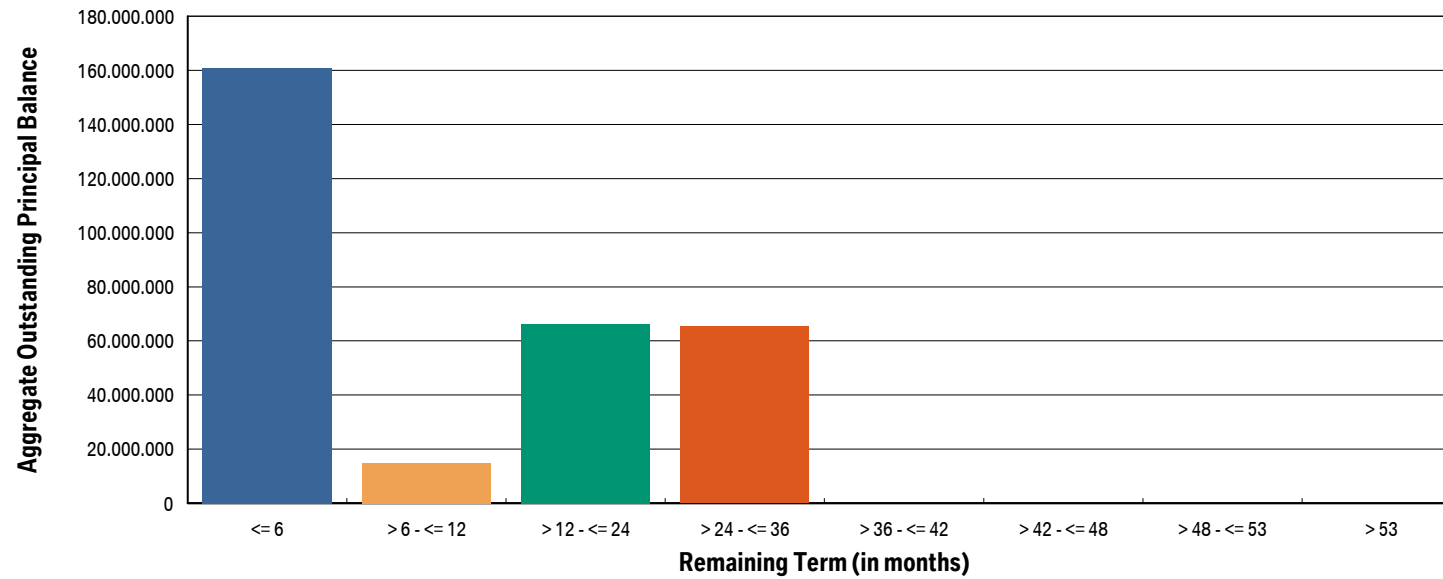
**Compartment German Auto Loans 5**  
**Monthly Investor Report**



Rolls-Royce  
 Motor Cars Limited

Reporting Date	Feb 11, 2019				
Payment Date	Feb 20, 2019				
Period No	28				
Monthly Period	Jan 31, 2019				
Interest Period	From	Jan 21, 2019	to	Feb 20, 2019	= 30 days

**20a. Remaining Term (graph)**



**Compartment German Auto Loans 5**  
**Monthly Investor Report**



Rolls-Royce  
Motor Cars Limited

Reporting Date	Feb 11, 2019			
Payment Date	Feb 20, 2019			
Period No	28			
Monthly Period	Jan 31, 2019			
Interest Period	From	Jan 21, 2019	to	Feb 20, 2019 = 30 days

**21. Original Term**

Initial Portfolio

Group (in months)	Aggregate Principal Balance (in EUR)	Aggregate Principal Balance (in % of total)	Number of Contracts	Number of Contracts (in % of total)
<= 6	0.00	0.00	0	0.00
> 6 - <= 12	755,642.02	0.07	247	0.41
> 12 - <= 24	40,304,275.47	3.75	4,425	7.36
> 24 - <= 36	623,602,005.18	57.99	33,569	55.85
> 36 - <= 42	6,532,424.98	0.61	499	0.83
> 42 - <= 48	163,854,877.82	15.24	9,826	16.35
> 48 - <= 53	877,754.24	0.08	56	0.09
> 53	239,372,980.04	22.26	11,489	19.11
<b>Total</b>	<b>1,075,299,959.75</b>	<b>100.00</b>	<b>60,111</b>	<b>100.00</b>

WA Original Term (in months):	42.67
Min (in months):	12.00
Max (in months):	96.00

**Compartment German Auto Loans 5**  
**Monthly Investor Report**



Rolls-Royce  
Motor Cars Limited

Reporting Date	Feb 11, 2019			
Payment Date	Feb 20, 2019			
Period No	28			
Monthly Period	Jan 31, 2019			
Interest Period	From	Jan 21, 2019	to	Feb 20, 2019 = 30 days

**22. Vehicle Class**

Initial Portfolio

Group	Aggregate Principal Balance (in EUR)	Aggregate Principal Balance (in % of total)	Number of Contracts	Number of Contracts (in % of total)
BMW 1 Series	146,672,405.77	13.64	11,296	18.79
BMW 2 Series	82,922,645.22	7.71	3,480	5.79
BMW 3 Series	164,357,045.23	15.28	10,198	16.97
BMW 4 Series	37,243,190.54	3.46	1,136	1.89
BMW 5 Series	136,534,367.43	12.70	6,542	10.88
BMW 6 Series	12,000,051.05	1.12	318	0.53
BMW 7 Series	20,499,531.87	1.91	703	1.17
BMW X1 Series	74,567,841.28	6.93	4,127	6.87
BMW X3 Series	68,158,284.25	6.34	3,068	5.10
BMW X4 Series	12,984,192.20	1.21	321	0.53
BMW X5 Series	55,219,912.04	5.14	1,733	2.88
BMW X6 Series	23,366,226.03	2.17	602	1.00
BMW Z Series	12,893,256.57	1.20	703	1.17
MINI	122,921,806.64	11.43	8,390	13.96
Non BMW Group Models (incl. Motorcycles)	32,726,810.87	3.04	2,657	4.42
Other BMW Group (incl. Motorcycles)	72,232,392.76	6.72	4,837	8.05
<b>Total</b>	<b>1,075,299,959.75</b>	<b>100.00</b>	<b>60,111</b>	<b>100.00</b>

**Compartment German Auto Loans 5**  
**Monthly Investor Report**



Rolls-Royce  
Motor Cars Limited

Reporting Date	Feb 11, 2019			
Payment Date	Feb 20, 2019			
Period No	28			
Monthly Period	Jan 31, 2019			
Interest Period	From	Jan 21, 2019	to	Feb 20, 2019 = 30 days

**22.Vehicle Class**

Portfolio as of: Jan 31, 2019

Group	Aggregate Outstanding Principal Balance (in EUR)	Aggregate Outstanding Principal Balance (in % of total)	Number of Contracts	Number of Contracts (in % of total)
BMW 1 Series	41,924,973.63	13.64	4,918	19.12
BMW 2 Series	34,704,922.54	11.29	2,169	8.43
BMW 3 Series	45,833,196.07	14.91	4,154	16.15
BMW 4 Series	12,747,155.66	4.15	583	2.27
BMW 5 Series	39,164,049.60	12.74	2,803	10.90
BMW 6 Series	4,241,853.86	1.38	175	0.68
BMW 7 Series	5,381,274.38	1.75	266	1.03
BMW X1 Series	20,968,002.89	6.82	1,808	7.03
BMW X3 Series	19,682,903.41	6.40	1,352	5.26
BMW X4 Series	3,612,647.89	1.18	142	0.55
BMW X5 Series	15,502,681.27	5.04	703	2.73
BMW X6 Series	7,049,828.41	2.29	283	1.10
BMW Z Series	3,273,819.84	1.07	269	1.05
BMW i Series	328,729.28	0.11	16	0.06
MINI	38,877,905.53	12.65	3,910	15.20
Non BMW Group Models (incl. Motorcycles)	8,929,778.40	2.91	1,017	3.95
Other BMW Group (incl. Motorcycles)	5,116,746.04	1.66	1,149	4.47
<b>Total</b>	<b>307,340,468.70</b>	<b>100.00</b>	<b>25,717</b>	<b>100.00</b>

**Compartment German Auto Loans 5**  
**Monthly Investor Report**



Reporting Date	Feb 11, 2019			
Payment Date	Feb 20, 2019			
Period No	28			
Monthly Period	Jan 31, 2019			
Interest Period	From	Jan 21, 2019	to	Feb 20, 2019 = 30 days

**23. Payment Type**

Initial Portfolio:

Group	Aggregate Principal Balance (in EUR)	Aggregate Principal Balance (in % of total)	Number of Contracts	Number of Contracts (in % of total)
Direct debit	1,072,751,732.87	99.76	59,957	99.74
Self payment	2,548,226.88	0.24	154	0.26
<b>Total</b>	<b>1,075,299,959.75</b>	<b>100.00</b>	<b>60,111</b>	<b>100.00</b>

Portfolio as of: Jan 31, 2019

Group	Aggregate Outstanding Principal Balance (in EUR)	Aggregate Outstanding Principal Balance (in % of total)	Number of Contracts	Number of Contracts (in % of total)
Direct debit	295,252,475.63	96.07	24,132	93.84
Self payment	12,087,993.07	3.93	1,585	6.16
<b>Total</b>	<b>307,340,468.70</b>	<b>100.00</b>	<b>25,717</b>	<b>100.00</b>

**24. Interest Rates**

		Weighted Average Nominal Interest Rate (in %)
Aggregate Principal Balance (Initial)	1,075,299,959.75	3.53
Aggregate Outstanding Principal Balance	307,340,468.70	3.35

**Compartment German Auto Loans 5**  
**Monthly Investor Report**



Rolls-Royce  
Motor Cars Limited

Reporting Date	Feb 11, 2019			
Payment Date	Feb 20, 2019			
Period No	28			
Monthly Period	Jan 31, 2019			
Interest Period	From	Jan 21, 2019	to	Feb 20, 2019 = 30 days

**25. Credit Type**

Initial Portfolio

Credit Type	Aggregate Principal Balance (in EUR)	Aggregate Principal Balance (in % of total)	Number of Contracts	Number of Contracts (in % of total)
Balloon	1,060,074,871.58	98.58	57,636	95.88
Equal Instalment Loan	15,225,088.17	1.42	2,475	4.12
<b>Total</b>	<b>1,075,299,959.75</b>	<b>100.00</b>	<b>60,111</b>	<b>100.00</b>

Portfolio as of: Jan 31, 2019

Credit Type	Aggregate Outstanding Principal Balance (in EUR)	Aggregate Outstanding Principal Balance (in % of total)	Number of Contracts	Number of Contracts (in % of total)
Balloon	305,507,371.38	99.40	25,080	97.52
Equal Instalment Loan	1,833,097.32	0.60	637	2.48
<b>Total</b>	<b>307,340,468.70</b>	<b>100.00</b>	<b>25,717</b>	<b>100.00</b>



**Compartment German Auto Loans 5**  
**Monthly Investor Report**



Rolls-Royce  
Motor Cars Limited

Reporting Date	Feb 11, 2019			
Payment Date	Feb 20, 2019			
Period No	28			
Monthly Period	Jan 31, 2019			
Interest Period	From	Jan 21, 2019	to	Feb 20, 2019 = 30 days

**26. Contracts Per Customer**

Initial Portfolio :

Group	Aggregate Principal Balance (in EUR)	Aggregate Principal Balance (in % of total)	Number of Contracts	Number of Contracts (in % of total)
1	1,017,602,889.73	94.63	57,446	95.57
2 - 4	51,656,379.60	4.80	2,379	3.96
5 - 7	2,535,838.20	0.24	133	0.22
8 - 10	1,010,395.69	0.09	34	0.06
> 10	2,494,456.53	0.23	119	0.20
<b>Total</b>	<b>1,075,299,959.75</b>	<b>100.00</b>	<b>60,111</b>	<b>100.00</b>

Portfolio as of: Jan 31, 2019

Group	Aggregate Outstanding Principal Balance (in EUR)	Aggregate Outstanding Principal Balance (in % of total)	Number of Contracts	Number of Contracts (in % of total)
1	300,497,973.46	97.77	25,263	98.23
2 - 4	6,742,597.48	2.19	434	1.69
5 - 7	99,897.76	0.03	20	0.08
8 - 10	0.00	0.00	0	0.00
> 10	0.00	0.00	0	0.00
<b>Total</b>	<b>307,340,468.70</b>	<b>100.00</b>	<b>25,717</b>	<b>100.00</b>

**Compartment German Auto Loans 5**  
**Monthly Investor Report**



Rolls-Royce  
Motor Cars Limited

Reporting Date	Feb 11, 2019		
Payment Date	Feb 20, 2019		
Period No	28		
Monthly Period	Jan 31, 2019		
Interest Period	From	Jan 21, 2019	to Feb 20, 2019 = 30 days

**27. Amortisation**

Initial Portfolio

Period	Principal Balance (in EUR)
	1,075,299,959.75
1	1,060,386,536.06
2	1,045,426,599.52
3	1,026,524,829.90
4	1,007,855,953.55
5	988,686,108.16
6	967,785,992.11
7	946,194,178.56
8	923,515,218.64
9	901,472,839.78
10	878,059,167.42
11	856,341,784.93
12	834,355,646.06
13	811,456,793.04
14	790,219,649.31
15	768,583,336.56
16	747,367,096.70
17	724,682,607.23
18	700,065,405.54
19	673,439,291.74
20	648,989,076.41
21	623,439,136.21
22	596,069,967.45
23	571,980,335.04
24	548,230,253.84
25	524,914,708.88
26	503,309,658.01
27	479,758,473.01
28	459,530,956.11
29	417,248,019.52

Current Portfolio

Period	Principal Balance in EUR	Reduction in EUR
	307,340,468.70	
1	279,295,230.33	28,045,238.37
2	247,049,372.84	32,245,857.49
3	212,047,579.61	35,001,793.23
4	177,870,101.42	34,177,478.19
5	135,854,052.65	42,016,048.77
6	131,125,836.32	4,728,216.33
7	126,634,006.75	4,491,829.57
8	122,218,800.32	4,415,206.43
9	117,678,322.18	4,540,478.14
10	113,216,661.20	4,461,660.98
11	108,993,468.33	4,223,192.87
12	104,964,806.13	4,028,662.20
13	97,164,814.78	7,799,991.35
14	88,387,851.57	8,776,963.21
15	78,854,056.34	9,533,795.23
16	70,086,597.45	8,767,458.89
17	60,697,495.18	9,389,102.27
18	57,759,498.86	2,937,996.32
19	55,107,775.42	2,651,723.44
20	52,604,330.07	2,503,445.35
21	49,697,804.60	2,906,525.47
22	46,819,304.48	2,878,500.12
23	44,264,785.98	2,554,518.50
24	41,637,401.70	2,627,384.28
25	35,051,023.76	6,586,377.94
26	26,523,583.20	8,527,440.56
27	17,633,507.25	8,890,075.95
28	9,088,591.93	8,544,915.32
29	9,268.96	9,079,322.97

**Compartment German Auto Loans 5**  
**Monthly Investor Report**



Rolls-Royce  
Motor Cars Limited

Reporting Date	Feb 11, 2019		
Payment Date	Feb 20, 2019		
Period No	28		
Monthly Period	Jan 31, 2019		
Interest Period	From	Jan 21, 2019	to Feb 20, 2019 = 30 days

**27. Amortisation**

Initial Portfolio

Period	Principal Balance (in EUR)
30	368,110,583.56
31	315,883,732.10
32	266,971,426.53
33	207,605,891.99
34	199,995,423.62
35	192,652,298.34
36	185,570,957.79
37	178,252,601.50
38	171,226,550.03
39	164,203,833.86
40	157,860,640.63
41	145,432,969.52
42	132,451,308.60
43	118,294,874.77
44	104,799,700.84
45	91,436,580.53
46	86,948,391.53
47	82,655,660.97
48	78,735,516.85
49	74,089,415.13
50	69,538,105.32
51	65,370,908.76
52	61,561,880.36
53	50,953,560.47
54	38,628,975.62
55	25,461,519.43
56	13,413,160.21
57	13,091.22
58	4,532.28
59	1,245.01

Current Portfolio

Period	Principal Balance in EUR	Reduction in EUR
30	3,377.28	5,891.68
31	966.00	2,411.28
32	0.00	966.00
33	0.00	0.00
34	0.00	0.00
35	0.00	0.00
36	0.00	0.00
37	0.00	0.00
38	0.00	0.00
39	0.00	0.00
40	0.00	0.00
41	0.00	0.00
42	0.00	0.00
43	0.00	0.00
44	0.00	0.00
45	0.00	0.00
46	0.00	0.00
47	0.00	0.00
48	0.00	0.00
49	0.00	0.00
50	0.00	0.00
51	0.00	0.00
52	0.00	0.00
53	0.00	0.00
54	0.00	0.00
55	0.00	0.00
56	0.00	0.00
57	0.00	0.00
58	0.00	0.00
59	0.00	0.00

**Compartment German Auto Loans 5**  
**Monthly Investor Report**



Rolls-Royce  
Motor Cars Limited

Reporting Date	Feb 11, 2019			
Payment Date	Feb 20, 2019			
Period No	28			
Monthly Period	Jan 31, 2019			
Interest Period	From	Jan 21, 2019	to	Feb 20, 2019 = 30 days

**27. Amortisation**

Initial Portfolio

Period	Principal Balance (in EUR)
60	0.00

Current Portfolio

Period	Principal Balance in EUR	Reduction in EUR
60	0.00	0.00

**Compartment German Auto Loans 5**  
**Monthly Investor Report**



Rolls-Royce  
 Motor Cars Limited

Reporting Date	Feb 11, 2019			
Payment Date	Feb 20, 2019			
Period No	28			
Monthly Period	Jan 31, 2019			
Interest Period	From	Jan 21, 2019	to	Feb 20, 2019 = 30 days

**28. Priority of Payments**

**Priority of Payments\***

Available Distribution Amount	+	28,772,475.19
Taxes	-	577.80
Trustee Payment	-	0.00
Senior Expenses	-	979.14
Swap Net Payment	-	0.00
Class A Interest	-	5,500.00
Class B Interest	-	62,747.49
Cash Reserve	-	5,380,000.00
Principal Class A	-	23,322,670.76
Principal Class B	-	0.00
Swap Termination Event	-	0.00
Subordinated Loan Interest	-	0.00
Subordinated Loan Principal	-	0.00
Seller	-	0.00

\*all Amounts in EUR

**Compartment German Auto Loans 5**  
**Monthly Investor Report**



Rolls-Royce  
Motor Cars Limited

Reporting Date	Feb 11, 2019			
Payment Date	Feb 20, 2019			
Period No	28			
Monthly Period	Jan 31, 2019			
Interest Period	From	Jan 21, 2019	to	Feb 20, 2019 = 30 days

**29. Transaction costs**

	<b>Class A</b>	<b>Class B</b>	<b>Subordinated Loan</b>	<b>Total</b>
Senior Expenses				<b>979.14</b>
Interest accrued for the Period (in EUR)	<b>5,500.00</b>	<b>62,747.49</b>	<b>3,954.30</b>	<b>72,201.79</b>
Interest payments for the Period (in EUR)	<b>5,500.00</b>	<b>62,747.49</b>	<b>0.00</b>	<b>68,247.49</b>
Cumulative Interest Payments (in EUR)	<b>395,600.00</b>	<b>1,784,195.85</b>	<b>0.00</b>	<b>2,179,795.85</b>
Unpaid Interest for the Period (in EUR)	<b>0.00</b>	<b>0.00</b>	<b>3,954.30</b>	<b>3,954.30</b>
Cumulative Unpaid Interest (in EUR)	<b>0.00</b>	<b>0.00</b>	<b>112,073.18</b>	<b>112,073.18</b>

**Compartment German Auto Loans 5**  
**Monthly Investor Report**



Rolls-Royce  
Motor Cars Limited

Reporting Date	Feb 11, 2019			
Payment Date	Feb 20, 2019			
Period No	28			
Monthly Period	Jan 31, 2019			
Interest Period	From	Jan 21, 2019	to	Feb 20, 2019 = 30 days

**30. Ratings**

			Fitch	S&P	Moody's	DBRS
<b>Notes - current ratings</b>						
	Class A		AAA	N/A	Aaa	N/A
	Class B		N/A	N/A	N/A	N/A

			Fitch	S&P	Moody's	DBRS	Trigger Breached
<b>Transaction Parties - current ratings</b>							
	BMW AG	long term	N/A	A+	A1	A	no
		short term	N/A	A-1	P-1	N/A	no
<b>Issuer Account Bank:</b>	Elavon Financial Services Limited, UK Branch	long term	AA-	AA-	Aa2	N/A	no
		short term	F1+	A-1+	P-1	N/A	no
<b>Swap Provider:</b>	Lloyds Bank Corporate Markets plc	long term	A+	A	Aa3	A	no
		short term	F1	A-1	P-1	R-1 M	no
<b>Calculation Agent:</b>	Elavon Financial Services Limited, UK Branch	long term	AA-	AA-	Aa2	N/A	no
		short term	F1+	A-1+	P-1	N/A	no
<b>Trustee:</b>	U.S. Bank Trustees Limited	long term	AA-	A+	A1	N/A	no
		short term	F1+	A-1	P-1	N/A	no

			Fitch	S&P	Moody's	DBRS
<b>Transaction Parties - required ratings</b>						
	BMW AG	long term	N/A	N/A	A2	N/A
		short term	N/A	N/A	P-1	N/A
<b>Issuer Account Bank:</b>	Elavon Financial Services Limited, UK Branch	long term	A	N/A	A2	N/A
		short term	F1	N/A	P-1	N/A
<b>Swap Provider:</b>	Lloyds Bank Corporate Markets plc	long term	A	N/A	Baa1	N/A
		short term	F1	N/A	N/A	N/A

**Compartment German Auto Loans 5**  
**Monthly Investor Report**



Rolls-Royce  
 Motor Cars Limited

Reporting Date	Feb 11, 2019			
Payment Date	Feb 20, 2019			
Period No	28			
Monthly Period	Jan 31, 2019			
Interest Period	From	Jan 21, 2019	to	Feb 20, 2019 = 30 days

**31. Swap counterparty data**

<b>Swap counterparty data</b>	
Swap counterparty provider	Lloyds Bank PLC
Swap termination event	No

<b>Swap data</b>	
Swap type	Fixed floating interest rate swap
Notional amount (in EUR)	205,594,554.34
Fixed rate (in %)	-0.4119
Floating rate (Euribor in %)	-0.3680
Net swap payments (in EUR) (- from SPV / + to SPV)	7,521.33