



Bavarian Sky S.A., Compartment German Auto Loans 5

Monthly Investor Report - December 2018

**BMW
GROUP**



Rolls-Royce
Motor Cars Limited

Compartment German Auto Loans 5

Monthly Investor Report



Rolls-Royce
Motor Cars Limited

Reporting Date	Jan 10, 2019
Payment Date	Jan 21, 2019
Period No	27
Monthly Period	Dec 31, 2018
Interest Period	From Dec 20, 2018 to Jan 21, 2019 = 32 days

Cover Sheet Monthly Investor Report

Index

1. Contact Information
2. Reporting Contact Details
3. Counterparty History
4. Overview Dates
5. Portfolio information
6. Reserves
7. Performance data
8. Defaulted Amount & Recovery Amount
9. Defaulted Amount & Recovery Amount - Loan Level Data
10. Outstanding Note Balance
11. Original Principal Balance
12. Aggregate Principal Balance
13. Aggregate Outstanding Principal Balance
14. Down Payments
15. Borrower Concentration
16. Geographical Distribution
17. Car Type & Customer Group
18. Delinquencies
19. Seasoning
20. Remaining Term
21. Original Term
22. Vehicle Class
23. Payment Type
24. Interest Rates
25. Credit Type
26. Contracts per Customer
27. Amortisation
28. Priority of Payments
29. Transaction Costs
30. Ratings
31. Swap Counterparties

Compartment German Auto Loans 5

Monthly Investor Report

BMW
GROUP



Rolls-Royce
Motor Cars Limited

Reporting Date	Jan 10, 2019
Payment Date	Jan 21, 2019
Period No	27
Monthly Period	Dec 31, 2018
Interest Period	From Dec 20, 2018 to Jan 21, 2019 = 32 days

1. Contact Information

Transaction Parties

Issuer:

Bavarian Sky S.A.
Acting in respect of its Compartment German Auto Loans 5
2a, rue Nicolas Bové
L-1253 Luxembourg
Luxembourg
Attn.: Valérie Schleimer
valerie.schleimer@intertrustgroup.com
+352 26 563171

Corporate Administrator:

Intertrust (Luxembourg) S.à r.l.
6, Rue Eugène Ruppert
L-2453 Luxembourg
Luxembourg
Attn.: Valérie Schleimer
valerie.schleimer@intertrustgroup.com
+352 26 44 91

Originator/Servicer:

BMW Bank GmbH
Heidemannstrasse 164
80939 Munich
Germany
Attn.: Antoun Zakhour
abs.bmwgroup@bmw.de
+49-89-382-61467
Attn.: Michael Dalchow
abs.bmwgroup@bmw.de
+49-89-382-53070

Compartment German Auto Loans 5
Monthly Investor Report



Rolls-Royce
Motor Cars Limited

Reporting Date	Jan 10, 2019
Payment Date	Jan 21, 2019
Period No	27
Monthly Period	Dec 31, 2018
Interest Period	From Dec 20, 2018 to Jan 21, 2019 = 32 days

1. Contact Information

Transaction Parties

**Calculation Agent/Paying Agent/
Interest Determination Agent:**

Elavon Financial Services Limited, UK Branch
125 Old Broad Street, 5th Floor
EC2N 1AR London
United Kingdom
Attn.: Structured Finance Relationship Management
mbs.relationship.management@usbank.com

Trustee:

U.S. Bank Trustees Limited
125 Old Broad Street 5th Floor
EC2N 1AR London
United Kingdom
Attn.: Structured Finance Relationship Management
mbs.relationship.management@usbank.com; chris.yates1@usbank.com
+44 207 330 2144

Issuer Account Bank:

Elavon Financial Services Limited, UK Branch
125 Old Broad Street, 5th Floor
EC2N 1AR London
United Kingdom
Attn.: Structured Finance Relationship Management
mbs.relationship.management@usbank.com

Compartment German Auto Loans 5

Monthly Investor Report



Rolls-Royce
Motor Cars Limited

Reporting Date	Jan 10, 2019
Payment Date	Jan 21, 2019
Period No	27
Monthly Period	Dec 31, 2018
Interest Period	From Dec 20, 2018 to Jan 21, 2019 = 32 days

1. Contact Information

Transaction Parties

Data Trustee:

Intertrust Trustees Limited

35 Great St. Helen's
EC3A 6AP London
United Kingdom
Attn.: The Directors
IntertrustTrustees-uk@intertrustgroup.com
+44 20 73986300

Swap Counterparty:

Lloyds Bank PLC

10 Gresham Street
EC2V 7AE London
United Kingdom
WMTT-IRPConfirmations@lloydsbanking.com

Rating Agencies:

Fitch Ratings Ltd

30 North Colonnade, Canary Wharf
E14 5GN London
United Kingdom
ABSsurveillance@fitchratings.com

Moody's Investors Service Limited

One Canada Square, Canary Wharf
E14 5FH London
United Kingdom
monitor.abs@moodys.com

Compartment German Auto Loans 5
Monthly Investor Report



Rolls-Royce
Motor Cars Limited

Reporting Date	Jan 10, 2019
Payment Date	Jan 21, 2019
Period No	27
Monthly Period	Dec 31, 2018
Interest Period	From Dec 20, 2018 to Jan 21, 2019 = 32 days

2. Reporting Contact Details

Contact for Servicer Report (Portfolio related information in Investor Report)

Contact for Investor Reporting:

BMW Bank GmbH

Heidemannstrasse 164
80939 Munich
Germany

Attn.: Antoun Zakhour
abs.bmwgroup@bmw.de
+49-89-382-61467

Attn.: Michael Dalchow
abs.bmwgroup@bmw.de
+49-89-382-53070

Calculation Agent:

Elavon Financial Services Limited, UK Branch

125 Old Broad Street, 5th Floor
EC2N 1AR London
United Kingdom

Attn. Structured Finance Relationship Management
mbs.relationship.management@usbank.com

Compartment German Auto Loans 5
Monthly Investor Report



Reporting Date	Jan 10, 2019
Payment Date	Jan 21, 2019
Period No	27
Monthly Period	Dec 31, 2018
Interest Period	From Dec 20, 2018 to Jan 21, 2019 = 32 days

3. Counterparty History

Replacement Party to be added if applicable

Compartment German Auto Loans 5
Monthly Investor Report



Rolls-Royce
Motor Cars Limited

Reporting Date	Jan 10, 2019			
Payment Date	Jan 21, 2019			
Period No	27			
Monthly Period	Dec 31, 2018			
Interest Period	From	Dec 20, 2018	to	Jan 21, 2019 = 32 days

4. Overview Dates

Initial Cut-Off Date:	30/09/2016		
Issue Date:	20/10/2016	Legal Maturity Date:	20/10/2023
Reporting Date	10/01/2019		
Investor Reporting Date	17/01/2019		
Interest Determination Date	18/12/2018		
Reporting Frequency:	monthly		
Monthly Period No. (since Issue Date):	27	(since Issue Date)	
Payment Date:	21/01/2019		
Next Payment Date	20/02/2019		
Monthly Period:	01/12/2018	until	31/12/2018

Compartment German Auto Loans 5

Monthly Investor Report



Rolls-Royce
Motor Cars Limited

Reporting Date	Jan 10, 2019		
Payment Date	Jan 21, 2019		
Period No	27		
Monthly Period	Dec 31, 2018		
Interest Period	From	Dec 20, 2018	to Jan 21, 2019 = 32 days

5. Portfolio information

	current period	prior period
Outstanding receivables in EUR	Aggregate outstanding principal balance	Aggregate outstanding principal balance
Beginning of period in EUR	351,659,891.49	373,932,746.54
Scheduled principal payments in EUR	13,838,921.79	13,485,195.13
Prepayment* principal in EUR	7,146,982.42	8,036,700.34
Prepayments* number of contracts	494	538
Repurchases* principal in EUR	575,944.29	690,151.52
Repurchases* number of contracts	28	40
Total principal collections in EUR	21,561,848.50	22,212,046.99
Total interest collections in EUR	960,283.47	1,030,483.47
Defaulted Amounts in EUR	233,126.44	210,954.41
Recoveries in EUR	79,368.02	150,146.35
Late Recoveries in EUR	6,580.55	58,177.30
End of Period in EUR	329,944,284.57	351,659,891.49
Current prepayment rate (annualised) in %	22.63	23.71

* Prepayments are defined as all contracts that are early settled by the borrower and repurchases are defined as all contracts that are repurchased due to modification of contract.

Compartment German Auto Loans 5
Monthly Investor Report



Rolls-Royce
Motor Cars Limited

Reporting Date	Jan 10, 2019			
Payment Date	Jan 21, 2019			
Period No	27			
Monthly Period	Dec 31, 2018			
Interest Period	From	Dec 20, 2018	to	Jan 21, 2019 = 32 days

6. Reserves

Aggregate outstanding notes balance

Initial outstanding notes balance in EUR 1,075,300,000.00

Cash Reserve	in EUR
Outstanding cash reserve beginning of period	5,380,000.00
Interest on cash reserve - previous period	0.00
Required cash reserve	5,380,000.00
Outstanding cash reserve end of period	5,380,000.00

Triggers*								
Reserves	Current ratio	Trigger	Required Rating BMW AG				Trigger Breach	
			Fitch	S&P	Moody's	DBRS		
Commingling Reserve			Long Term	A	N/A	A2	N/A	no
			Short Term	F1	N/A	P-1	N/A	no

* Breach of one of these triggers in conjunction with any other event as set out in the Servicing Agreement and / or the Receivables Purchase Agreement will oblige BMW Bank GmbH to post additional cash collateral. The Reserves will be adjusted on a monthly basis and shall be deposited in the Issuer Account and exclusively reserved to cover risks.

Commingling Reserve	in EUR
Outstanding Commingling Reserve end of period	0.00

Set-Off Risk (current ratio): 0,00%

Compartment German Auto Loans 5
Monthly Investor Report



Rolls-Royce
Motor Cars Limited

Reporting Date	Jan 10, 2019		
Payment Date	Jan 21, 2019		
Period No	27		
Monthly Period	Dec 31, 2018		
Interest Period	From	Dec 20, 2018	to Jan 21, 2019 = 32 days

7. Performance data

Aggregate outstanding notes balance

Beginning of period (in EUR)	303,351,696.94
End of period (in EUR)	280,895,759.34

Ratios

31- 60 days past due

	(in EUR)	(in %)
31- 60 days past due period before previous period	937,151.72	0.25
31- 60 days past due previous period	1,044,454.29	0.30
31- 60 days past due current period	1,180,982.31	0.36

61- 90 days past due

	(in EUR)	(in %)
61- 90 days past due period before previous period	261,851.62	0.07
61- 90 days past due previous period	325,791.11	0.09
61- 90 days past due current period	348,315.08	0.11

Cumulative net loss ratio

	Current ratio
Cumulative net loss ratio (in %)	0.31

Compartment German Auto Loans 5
Monthly Investor Report



Rolls-Royce
 Motor Cars Limited

Reporting Date	Jan 10, 2019			
Payment Date	Jan 21, 2019			
Period No	27			
Monthly Period	Dec 31, 2018			
Interest Period	From	Dec 20, 2018	to	Jan 21, 2019 = 32 days

7. Performance data

Performance data	
Number of contracts being 31 - 60 days delinquent	60
Number of contracts being 61 - 90 days delinquent	24
Balance of contracts being 31 - 60 days delinquent (in EUR)	1,180,982.31
Balance of contracts being 61 - 90 days delinquent (in EUR)	348,315.08
Defaulted amounts (in EUR)	233.126
Cumulative defaulted amounts (in EUR)	7.254.221
Recoveries (in EUR)	79,368.02
Cumulative recoveries (in EUR)	3,933,908.17

Compartment German Auto Loans 5
Monthly Investor Report



Rolls-Royce
Motor Cars Limited

Reporting Date	Jan 10, 2019			
Payment Date	Jan 21, 2019			
Period No	27			
Monthly Period	Dec 31, 2018			
Interest Period	From	Dec 20, 2018	to	Jan 21, 2019 = 32 days

8. Defaulted Amount & Recovery Amount

(as at end of Monthly Period)

Collection Period	No. of Defaulted Agreements in Collection Period	Defaulted Amount in Collection Period (in EUR)	Cumulative Defaulted Amount since Initial Cut-Off Date (in EUR)	Cumulative Amount of Purchased Receivables (in EUR)	Cumulative Default Ratio (in %)	Recovery Amount in Collection Period (in EUR)	Cumulative Recoveries since Initial Cut-Off Date (in EUR)	Cumulative Net Losses (in EUR)	Cumulative Net Loss Ratio (in %)
Sept - 16	0	n/a	n/a	1,075,299,960.00	n/a	n/a	n/a	n/a	n/a
Oct - 16	12	54.97	54.97	1,075,299,960.00	0.00	0.00	0.00	55.00	0.00
Nov - 16	9	47.02	101.99	1,075,299,960.00	0.00	0.00	0.00	102.00	0.00
Dec - 16	18	49,451.84	49,553.83	1,075,299,960.00	0.00	419.76	419.76	49,134.00	0.00
Jan - 17	20	64,574.57	114,128.40	1,075,299,960.00	0.01	46,042.72	46,462.48	67,666.00	0.01
Feb - 17	19	128,515.72	242,644.12	1,075,299,960.00	0.02	85,561.07	132,023.55	110,621.00	0.01
Mar - 17	34	190,843.53	433,487.65	1,075,299,960.00	0.04	121,239.60	253,263.15	180,225.00	0.02
Apr - 17	17	130,432.12	563,919.77	1,075,299,960.00	0.05	84,685.97	337,949.12	225,971.00	0.02
May - 17	25	158,809.81	722,729.58	1,075,299,960.00	0.07	103,854.85	441,803.97	280,926.00	0.03
June - 17	25	337,181.73	1,059,911.31	1,075,299,960.00	0.10	164,290.18	606,094.15	453,817.00	0.04
July - 17	23	283,651.22	1,343,562.53	1,075,299,960.00	0.12	205,426.21	811,520.36	532,042.00	0.05
Aug - 17	32	357,283.94	1,700,846.47	1,075,299,960.00	0.16	214,193.98	1,025,714.34	675,132.00	0.06
Sept - 17	37	362,834.88	2,063,681.35	1,075,299,960.00	0.19	180,755.82	1,206,470.16	857,211.00	0.08
Oct - 17	36	299,389.29	2,363,070.64	1,075,299,960.00	0.22	107,556.17	1,314,026.33	1,049,044.00	0.10
Nov - 17	33	444,395.95	2,807,466.59	1,075,299,960.00	0.26	160,879.94	1,474,906.27	1,332,560.00	0.12
Dec - 17	33	412,367.37	3,219,833.96	1,075,299,960.00	0.30	194,108.59	1,669,014.86	1,550,819.00	0.14
Jan - 18	32	451,295.14	3,671,129.10	1,075,299,960.00	0.34	235,162.92	1,904,177.78	1,766,951.00	0.16
Feb - 18	29	574,350.31	4,245,479.41	1,075,299,960.00	0.39	326,748.35	2,230,926.13	2,014,553.00	0.19
Mar - 18	40	497,542.60	4,743,022.01	1,075,299,960.00	0.44	328,291.40	2,559,217.53	2,183,804.00	0.20
Apr - 18	33	466,515.32	5,209,537.33	1,075,299,960.00	0.48	253,070.90	2,812,288.43	2,397,249.00	0.22
May - 18	22	271,883.37	5,481,420.70	1,075,299,960.00	0.51	158,270.91	2,970,559.34	2,510,861.00	0.23
June - 18	45	289,428.15	5,770,848.85	1,075,299,960.00	0.54	151,427.75	3,121,987.09	2,648,862.00	0.25
July - 18	28	211,579.61	5,982,428.46	1,075,299,960.00	0.56	147,862.32	3,269,849.41	2,712,579.00	0.25
Aug - 18	24	233,493.82	6,215,922.28	1,075,299,960.00	0.58	147,157.67	3,417,007.08	2,798,915.00	0.26
Sept - 18	24	260,376.86	6,476,299.14	1,075,299,960.00	0.60	150,155.26	3,567,162.34	2,909,137.00	0.27
Oct - 18	36	333,840.55	6,810,139.69	1,075,299,960.00	0.63	137,231.46	3,704,393.80	3,105,746.00	0.29
Nov - 18	23	210,954.41	7,021,094.10	1,075,299,960.00	0.65	150,146.35	3,854,540.15	3,166,554.00	0.29

Compartment German Auto Loans 5
Monthly Investor Report



Rolls-Royce
Motor Cars Limited

Reporting Date	Jan 10, 2019			
Payment Date	Jan 21, 2019			
Period No	27			
Monthly Period	Dec 31, 2018			
Interest Period	From	Dec 20, 2018	to	Jan 21, 2019 = 32 days

8. Defaulted Amount & Recovery Amount

(as at end of Monthly Period)

Collection Period	No. of Defaulted Agreements in Collection Period	Defaulted Amount in Collection Period (in EUR)	Cumulative Defaulted Amount since Initial Cut-Off Date (in EUR)	Cumulative Amount of Purchased Receivables (in EUR)	Cumulative Default Ratio (in %)	Recovery Amount in Collection Period (in EUR)	Cumulative Recoveries since Initial Cut-Off Date (in EUR)	Cumulative Net Losses (in EUR)	Cumulative Net Loss Ratio (in %)
Dec - 18	22	233,126.44	7,254,220.54	1,075,299,960.00	0.67	79,368.02	3,933,908.17	3,320,312.00	0.31

Compartment German Auto Loans 5
Monthly Investor Report



Rolls-Royce
Motor Cars Limited

Reporting Date	Jan 10, 2019		
Payment Date	Jan 21, 2019		
Period No	27		
Monthly Period	Dec 31, 2018		
Interest Period	From	Dec 20, 2018	to Jan 21, 2019 = 32 days

9. Defaulted Amount & Recovery Amount - Loan Level Data*

	Month / Year of Default	Month / Year of Loan Origination	Principal Balance (Initial in EUR)	Principal Balance of Loan at Default (in EUR)	Recovery Total (in EUR)	Principal Balance End of Period (in EUR)	Object Type (new / used)	Vehicle Series	Customer Type (private / commercial)	Out of Deal (Month / Year)
1	Dec - 16	June - 16	50,214.58	49,378.14	2,609.96	46,768.18	Used	3 Series	Private	
2	Jan - 17	Dec - 13	37,533.92	37,141.54	20,598.75	16,542.79	New	5 Series	Commercial	
3	Jan - 17	Feb - 16	9,407.79	9,277.96	7,667.10	1,610.86	Used	Other BMW Group	Private	
4	Feb - 17	Sept - 15	20,895.96	20,424.93	16,243.70	4,181.23	Used	X1 Series	Commercial	
5	Feb - 17	Oct - 15	13,219.89	12,926.80	11,863.12	1,063.68	Used	1 Series	Private	
6	Feb - 17	Sept - 14	39,217.65	38,490.19	20,228.27	18,261.92	Used	5 Series	Commercial	
7	Feb - 17	Mar - 16	16,955.66	16,211.03	9,535.00	6,676.03	Used	Non BMW Group (incl. Motorcycles)	Commercial	
8	Feb - 17	Oct - 15	21,138.28	20,923.75	20,923.75	0.00	New	1 Series	Commercial	
9	Apr - 17	Dec - 14	72,265.28	69,328.43	47,918.19	21,410.24	New	X6 Series	Commercial	
10	Apr - 17	May - 16	19,354.35	18,812.95	11,075.30	7,737.65	Used	3 Series	Commercial	
11	Apr - 17	Dec - 15	10,263.99	9,400.14	6,328.88	3,071.26	Used	Non BMW Group (incl. Motorcycles)	Private	
12	May - 17	June - 16	12,239.94	11,316.41	11,316.41	0.00	Used	7 Series	Private	
13	May - 17	Dec - 13	30,939.40	29,096.99	15,021.94	14,075.05	Used	X5 Series	Commercial	
14	May - 17	May - 16	7,967.79	2,981.83	-4,866.30	7,848.13	New	Other BMW Group	Commercial	
15	May - 17	Aug - 14	14,805.44	13,976.85	10,730.43	3,246.42	Used	6 Series	Commercial	
16	May - 17	June - 16	37,479.63	37,479.63	37,479.63	0.00	New	X6 Series	Commercial	
17	May - 17	May - 16	7,967.79	3,981.83	945.52	3,036.31	New	Other BMW Group	Commercial	
18	May - 17	Apr - 16	31,209.66	30,763.97	30,763.97	0.00	New	X4 Series	Commercial	
19	June - 17	May - 15	28,439.84	28,439.84	4,558.07	23,881.77	Used	Non BMW Group (incl. Motorcycles)	Commercial	
20	June - 17	Feb - 15	23,749.38	22,434.13	13,380.38	9,053.75	New	2 Series	Commercial	
21	June - 17	July - 15	53,260.26	53,260.26	48,913.54	4,346.72	New	X6 Series	Commercial	
22	June - 17	July - 14	25,655.94	23,870.83	13,528.33	10,342.50	Used	3 Series	Private	
23	June - 17	July - 14	30,519.03	28,197.29	22,255.60	5,941.69	New	4 Series	Commercial	
24	June - 17	Feb - 16	28,068.62	26,141.99	10,814.75	15,327.24	Used	5 Series	Commercial	
25	June - 17	July - 12	17,886.90	16,100.09	13,633.04	2,467.05	Used	X5 Series	Commercial	
26	June - 17	Apr - 15	47,354.02	43,173.15	22,660.95	20,512.20	New	5 Series	Private	
27	June - 17	Dec - 14	7,454.45	7,206.10	3,438.15	3,767.95	Used	1 Series	Commercial	
28	July - 17	Dec - 15	18,773.22	17,757.38	10,302.21	7,455.17	Used	1 Series	Private	
29	July - 17	Feb - 15	29,623.81	28,096.33	22,411.31	5,685.02	Used	X6 Series	Commercial	

Compartment German Auto Loans 5
Monthly Investor Report



Rolls-Royce
Motor Cars Limited

Reporting Date	Jan 10, 2019		
Payment Date	Jan 21, 2019		
Period No	27		
Monthly Period	Dec 31, 2018		
Interest Period	From	Dec 20, 2018	to Jan 21, 2019 = 32 days

9. Defaulted Amount & Recovery Amount - Loan Level Data*

	Month / Year of Default	Month / Year of Loan Origination	Principal Balance (Initial in EUR)	Principal Balance of Loan at Default (in EUR)	Recovery Total (in EUR)	Principal Balance End of Period (in EUR)	Object Type (new / used)	Vehicle Series	Customer Type (private / commercial)	Out of Deal (Month / Year)
30	July - 17	May - 16	23,714.19	9,659.50	-200.00	9,859.50	Used	X5 Series	Commercial	
31	July - 17	Mar - 16	20,437.23	19,245.85	11,519.26	7,726.59	Used	5 Series	Commercial	
32	July - 17	May - 14	25,899.70	22,810.32	22,810.32	0.00	New	Non BMW Group (incl. Motorcycles)	Commercial	
33	July - 17	Feb - 15	17,783.63	16,238.55	10,472.37	5,766.18	Used	5 Series	Commercial	
34	July - 17	Nov - 13	6,030.73	3,356.67	3,356.67	0.00	Used	1 Series	Private	
35	July - 17	June - 16	35,891.38	35,359.01	24,314.19	11,044.82	Used	5 Series	Commercial	
36	Aug - 17	May - 16	20,268.65	13,830.20	13,830.20	0.00	Used	MINI	Commercial	
37	Aug - 17	Feb - 16	14,474.76	13,299.48	9,325.71	3,973.77	Used	5 Series	Commercial	
38	Aug - 17	June - 16	44,500.80	40,653.18	23,566.74	17,086.44	New	4 Series	Commercial	
39	Aug - 17	Sept - 14	21,288.51	19,962.24	14,093.97	5,868.27	New	MINI	Commercial	
40	Aug - 17	Sept - 15	5,611.49	4,984.31	4,314.83	669.48	Used	Other BMW Group	Private	
41	Aug - 17	Apr - 16	27,142.23	7,095.51	122.54	6,972.97	Used	5 Series	Commercial	
42	Aug - 17	June - 16	75,103.42	4,889.40	0.00	4,889.40	New	4 Series	Private	
43	Aug - 17	Dec - 13	45,098.59	30,044.34	-1,695.72	31,740.06	Used	7 Series	Commercial	
44	Aug - 17	Feb - 16	8,380.82	8,066.71	0.00	8,066.71	Used	3 Series	Private	
45	Sept - 17	Mar - 16	23,634.57	7,441.65	-86.88	7,528.53	Used	X1 Series	Commercial	
46	Sept - 17	Nov - 15	62,549.55	60,266.42	60,266.42	0.00	New	4 Series	Commercial	
47	Sept - 17	Dec - 13	6,990.37	5,820.38	1,236.84	4,583.54	Used	3 Series	Private	
48	Sept - 17	Mar - 16	13,697.91	12,883.90	8,495.32	4,388.58	Used	1 Series	Commercial	
49	Sept - 17	Apr - 16	45,516.89	22,796.82	-447.80	23,244.62	New	4 Series	Commercial	
50	Sept - 17	June - 16	37,788.81	35,391.13	16,511.86	18,879.27	New	2 Series	Private	
51	Sept - 17	Aug - 14	29,769.84	8,362.17	-155.20	8,517.37	New	BMW Series	Commercial	
52	Sept - 17	May - 14	5,584.08	1,673.03	-86.24	1,759.27	Used	MINI	Private	
53	Sept - 17	May - 16	25,096.67	12,123.75	5,698.08	6,425.67	Used	3 Series	Private	
54	Sept - 17	Apr - 16	30,148.83	28,054.96	24,304.75	3,750.21	New	X1 Series	Commercial	
55	Sept - 17	Sept - 15	40,465.33	36,751.37	20,092.42	16,658.95	New	5 Series	Commercial	
56	Sept - 17	Apr - 15	12,740.25	12,262.82	6,568.82	5,694.00	Used	1 Series	Commercial	
57	Sept - 17	Aug - 15	12,050.65	11,235.55	5,700.00	5,535.55	Used	3 Series	Private	
58	Sept - 17	May - 16	20,552.26	20,168.41	11,664.82	8,503.59	Used	3 Series	Private	

Compartment German Auto Loans 5
Monthly Investor Report



Reporting Date	Jan 10, 2019		
Payment Date	Jan 21, 2019		
Period No	27		
Monthly Period	Dec 31, 2018		
Interest Period	From	Dec 20, 2018	to Jan 21, 2019 = 32 days

9. Defaulted Amount & Recovery Amount - Loan Level Data*

	Month / Year of Default	Month / Year of Loan Origination	Principal Balance (Initial in EUR)	Principal Balance of Loan at Default (in EUR)	Recovery Total (in EUR)	Principal Balance End of Period (in EUR)	Object Type (new / used)	Vehicle Series	Customer Type (private / commercial)	Out of Deal (Month / Year)
59	Oct - 17	May - 16	31,906.83	30,209.70	16,354.51	13,855.19	Used	5 Series	Commercial	
60	Oct - 17	Feb - 14	15,722.48	14,746.67	10,452.00	4,294.67	Used	X1 Series	Private	
61	Oct - 17	Feb - 16	41,256.45	39,383.88	26,023.39	13,360.49	Used	6 Series	Commercial	
62	Oct - 17	May - 16	14,975.62	12,483.29	12,483.29	0.00	Used	3 Series	Private	
63	Oct - 17	May - 16	4,315.55	3,694.59	0.00	3,694.59	Used	Non BMW Group (incl. Motorcycles)	Private	
64	Oct - 17	May - 15	11,725.53	7,492.17	4,350.26	3,141.91	Used	Non BMW Group (incl. Motorcycles)	Commercial	
65	Oct - 17	Dec - 14	26,962.99	10,003.27	-13.26	10,016.53	Used	5 Series	Commercial	
66	Oct - 17	May - 13	8,540.59	4,285.60	4,285.60	0.00	Used	3 Series	Private	
67	Oct - 17	June - 16	13,207.18	11,285.30	7,575.21	3,710.09	Used	Non BMW Group (incl. Motorcycles)	Commercial	
68	Oct - 17	July - 14	19,420.84	18,725.55	-180.00	18,905.55	New	1 Series	Commercial	
69	Oct - 17	Apr - 16	13,681.66	12,811.23	8,398.56	4,412.67	New	Other BMW Group	Private	
70	Oct - 17	Sept - 14	25,411.07	22,001.22	12,589.25	9,411.97	New	X1 Series	Commercial	
71	Oct - 17	July - 14	28,501.89	24,055.76	14,804.87	9,250.89	Used	5 Series	Commercial	
72	Oct - 17	Aug - 15	13,165.87	12,610.27	12,610.27	0.00	Used	3 Series	Private	
73	Nov - 17	Feb - 16	15,621.03	11,745.09	7,244.90	4,500.19	Used	Non BMW Group (incl. Motorcycles)	Commercial	
74	Nov - 17	Aug - 15	8,510.91	7,018.12	5,335.21	1,682.91	Used	3 Series	Private	
75	Nov - 17	Apr - 16	43,761.40	41,184.37	41,247.68	0.00	Used	X6 Series	Private	
76	Nov - 17	Apr - 15	2,322.47	383.76	383.76	0.00	Used	5 Series	Private	
77	Nov - 17	Apr - 16	76,915.57	71,264.02	30,509.56	40,754.46	New	7 Series	Commercial	
78	Nov - 17	Mar - 16	24,773.12	23,307.28	0.00	23,307.28	Used	5 Series	Commercial	
79	Nov - 17	Dec - 14	34,903.60	31,355.06	18,179.33	13,175.73	Used	X6 Series	Commercial	
80	Nov - 17	Sept - 15	42,924.41	41,751.62	14,321.28	27,430.34	Used	Non BMW Group (incl. Motorcycles)	Commercial	
81	Nov - 17	Apr - 16	7,435.13	6,604.20	6,604.20	0.00	Used	3 Series	Private	
82	Nov - 17	Apr - 14	41,559.82	41,059.69	0.00	41,059.69	New	5 Series	Commercial	
83	Nov - 17	May - 16	14,019.07	6,940.80	0.00	6,940.80	Used	1 Series	Private	
84	Dec - 17	Dec - 15	9,152.63	7,986.92	2,823.24	5,163.68	Used	Non BMW Group (incl. Motorcycles)	Private	
85	Dec - 17	Oct - 15	12,944.91	12,153.44	2,256.00	9,897.44	Used	Non BMW Group (incl. Motorcycles)	Commercial	
86	Dec - 17	May - 12	9,642.48	6,849.70	3,925.06	2,924.64	Used	5 Series	Private	
87	Dec - 17	July - 14	45,744.85	41,396.66	17,009.82	24,386.84	New	5 Series	Commercial	

Compartment German Auto Loans 5
Monthly Investor Report



Rolls-Royce
Motor Cars Limited

Reporting Date	Jan 10, 2019
Payment Date	Jan 21, 2019
Period No	27
Monthly Period	Dec 31, 2018
Interest Period	From Dec 20, 2018 to Jan 21, 2019 = 32 days

9. Defaulted Amount & Recovery Amount - Loan Level Data*

	Month / Year of Default	Month / Year of Loan Origination	Principal Balance (Initial in EUR)	Principal Balance of Loan at Default (in EUR)	Recovery Total (in EUR)	Principal Balance End of Period (in EUR)	Object Type (new / used)	Vehicle Series	Customer Type (private / commercial)	Out of Deal (Month / Year)
88	Dec - 17	Feb - 16	63,643.51	59,171.70	40,739.21	18,432.49	New	X6 Series	Commercial	
89	Dec - 17	July - 14	38,117.92	21,855.79	0.00	21,855.79	Used	X3 Series	Commercial	
90	Dec - 17	Dec - 15	45,856.10	42,891.53	18,095.60	24,795.93	Used	6 Series	Commercial	
91	Dec - 17	Apr - 16	15,660.75	13,283.92	13,283.92	0.00	Used	1 Series	Private	
92	Dec - 17	July - 14	47,846.08	44,876.19	19,625.15	25,251.04	Used	X5 Series	Private	
93	Dec - 17	May - 14	16,652.18	13,701.53	7,572.73	6,128.80	Used	7 Series	Commercial	
94	Jan - 18	June - 16	43,467.46	38,079.36	24,578.98	13,500.38	Used	X5 Series	Commercial	
95	Jan - 18	Jan - 16	20,348.37	825.99	180.88	673.42	Used	X5 Series	Commercial	
96	Jan - 18	Mar - 16	12,820.65	11,053.86	0.00	11,053.86	Used	3 Series	Private	
97	Jan - 18	July - 14	10,335.53	4,263.63	-259.16	4,522.79	Used	5 Series	Commercial	
98	Jan - 18	Apr - 16	55,539.52	50,706.89	33,488.75	17,218.14	Used	X6 Series	Commercial	
99	Jan - 18	June - 14	14,438.97	5,822.72	5,822.72	0.00	Used	5 Series	Private	
100	Jan - 18	Dec - 15	27,248.82	25,243.59	15,558.03	9,685.56	New	MINI	Private	
101	Jan - 18	Sept - 15	24,876.32	22,968.44	0.00	22,968.44	New	1 Series	Commercial	
102	Jan - 18	Aug - 15	51,959.06	49,546.83	32,104.23	17,442.60	New	X5 Series	Commercial	
103	Jan - 18	Feb - 16	13,711.80	10,916.50	10,916.50	0.00	Used	X5 Series	Private	
104	Jan - 18	Mar - 16	9,258.27	5,796.37	5,796.37	0.00	Used	X3 Series	Commercial	
105	Jan - 18	Nov - 14	32,558.44	26,879.60	26,879.60	0.00	New	3 Series	Private	
106	Jan - 18	May - 14	4,487.90	3,047.76	1,451.31	1,596.45	Used	3 Series	Commercial	
107	Jan - 18	May - 16	12,562.90	11,649.71	9,227.94	2,421.77	Used	Other BMW Group	Commercial	
108	Jan - 18	June - 16	31,896.47	28,684.08	16,651.20	12,032.88	New	2 Series	Private	
109	Jan - 18	Feb - 15	6,944.32	5,774.15	5,774.15	0.00	New	Other BMW Group	Private	
110	Jan - 18	June - 16	19,765.67	6,386.97	-76.03	6,463.00	Used	5 Series	Commercial	
111	Feb - 18	Oct - 14	10,879.37	9,844.32	4,405.03	5,439.29	Used	1 Series	Commercial	
112	Feb - 18	Sept - 15	21,475.25	11,283.86	0.00	11,283.86	New	1 Series	Commercial	
113	Feb - 18	Oct - 15	23,359.19	18,220.04	18,220.04	0.00	New	1 Series	Private	
114	Feb - 18	Apr - 16	62,353.91	55,838.05	23,703.75	32,134.30	New	7 Series	Commercial	
115	Feb - 18	June - 16	34,632.07	34,565.90	0.00	34,565.90	New	4 Series	Commercial	
116	Feb - 18	Feb - 16	11,272.14	9,858.66	4,864.50	4,994.16	Used	3 Series	Private	

Compartment German Auto Loans 5
Monthly Investor Report



Rolls-Royce
Motor Cars Limited

Reporting Date	Jan 10, 2019		
Payment Date	Jan 21, 2019		
Period No	27		
Monthly Period	Dec 31, 2018		
Interest Period	From	Dec 20, 2018	to Jan 21, 2019 = 32 days

9. Defaulted Amount & Recovery Amount - Loan Level Data*

	Month / Year of Default	Month / Year of Loan Origination	Principal Balance (Initial in EUR)	Principal Balance of Loan at Default (in EUR)	Recovery Total (in EUR)	Principal Balance End of Period (in EUR)	Object Type (new / used)	Vehicle Series	Customer Type (private / commercial)	Out of Deal (Month / Year)
117	Feb - 18	Oct - 14	12,389.34	10,418.69	10,418.69	0.00	Used	3 Series	Commercial	
118	Feb - 18	Dec - 15	40,017.12	30,257.27	19,011.00	11,246.27	Used	7 Series	Commercial	
119	Feb - 18	Feb - 15	21,756.88	16,687.20	10,172.28	6,514.92	New	1 Series	Commercial	
120	Feb - 18	Jan - 16	49,455.42	45,627.15	31,528.90	14,098.25	Used	5 Series	Commercial	
121	Feb - 18	Feb - 16	18,074.34	15,512.99	11,924.22	3,588.77	Used	MINI	Commercial	
122	Feb - 18	Nov - 15	14,998.81	13,513.80	7,975.16	5,538.64	Used	1 Series	Commercial	
123	Feb - 18	Nov - 15	16,354.07	14,584.66	7,680.22	6,904.44	Used	1 Series	Commercial	
124	Feb - 18	July - 15	1,595.91	831.59	831.59	0.00	Used	MINI	Private	
125	Mar - 18	Aug - 14	2,877.31	634.39	634.39	0.00	Used	MINI	Private	
126	Mar - 18	Mar - 16	42,973.69	37,457.78	23,369.01	14,088.77	New	X1 Series	Commercial	
127	Mar - 18	May - 16	30,076.05	27,813.89	16,024.77	11,789.12	New	MINI	Commercial	
128	Mar - 18	Dec - 15	28,256.67	24,075.17	12,608.14	11,467.03	New	1 Series	Commercial	
129	Mar - 18	Mar - 16	44,852.08	37,949.45	24,686.55	13,262.90	Used	X5 Series	Private	
130	Mar - 18	Dec - 15	69,727.80	61,543.83	42,084.36	19,459.47	New	X6 Series	Commercial	
131	Mar - 18	May - 15	37,507.33	30,439.39	7,287.48	23,151.91	Used	X5 Series	Private	
132	Mar - 18	Sept - 14	21,632.80	18,225.25	7,136.39	11,088.86	Used	5 Series	Commercial	
133	Mar - 18	Sept - 15	14,230.16	12,279.52	9,168.15	3,111.37	Used	1 Series	Commercial	
134	Apr - 18	Aug - 15	3,728.50	2,101.78	416.16	1,685.62	Used	Non BMW Group (incl. Motorcycles)	Private	
135	Apr - 18	Feb - 16	47,439.72	39,274.42	24,087.88	15,186.54	Used	6 Series	Commercial	
136	Apr - 18	Jan - 16	8,359.05	6,583.76	6,583.76	0.00	New	Other BMW Group	Private	
137	Apr - 18	Aug - 15	85,356.93	69,029.04	40,299.89	28,729.15	New	6 Series	Commercial	
138	Apr - 18	July - 15	6,107.26	3,428.54	3,428.54	0.00	Used	1 Series	Commercial	
139	Apr - 18	June - 16	18,768.60	11,558.28	11,558.28	0.00	Used	X3 Series	Private	
140	Apr - 18	July - 14	10,959.08	2,351.34	2,351.34	0.00	Used	1 Series	Private	
141	Apr - 18	Jan - 15	18,242.20	13,509.89	9,782.00	3,727.89	New	1 Series	Private	
142	Apr - 18	Apr - 16	32,543.67	29,044.23	19,236.53	9,807.70	Used	X5 Series	Commercial	
143	Apr - 18	Mar - 15	23,901.58	20,637.10	12,497.40	8,139.70	New	X1 Series	Commercial	
144	Apr - 18	Feb - 16	46,456.95	39,346.73	39,346.73	0.00	New	4 Series	Commercial	
145	May - 18	Feb - 15	12,276.37	5,554.73	5,554.73	0.00	New	1 Series	Private	

Compartment German Auto Loans 5
Monthly Investor Report



Rolls-Royce
Motor Cars Limited

Reporting Date	Jan 10, 2019		
Payment Date	Jan 21, 2019		
Period No	27		
Monthly Period	Dec 31, 2018		
Interest Period	From	Dec 20, 2018	to Jan 21, 2019 = 32 days

9. Defaulted Amount & Recovery Amount - Loan Level Data*

	Month / Year of Default	Month / Year of Loan Origination	Principal Balance (Initial in EUR)	Principal Balance of Loan at Default (in EUR)	Recovery Total (in EUR)	Principal Balance End of Period (in EUR)	Object Type (new / used)	Vehicle Series	Customer Type (private / commercial)	Out of Deal (Month / Year)
146	May - 18	Dec - 14	20,549.80	18,010.45	10,163.00	7,847.45	New	3 Series	Private	
147	May - 18	Apr - 15	15,376.17	13,453.33	12,923.29	530.04	Used	1 Series	Private	
148	May - 18	Oct - 14	54,310.98	2,596.80	2,596.80	0.00	New	5 Series	Commercial	
149	May - 18	May - 16	59,688.58	47,690.97	23,899.75	23,791.22	New	4 Series	Commercial	
150	May - 18	Jan - 16	53,184.54	45,374.16	21,325.26	24,048.90	Used	X4 Series	Commercial	
151	June - 18	Apr - 16	6,070.47	3,693.91	1,553.26	2,140.65	Used	3 Series	Private	
152	June - 18	May - 14	12,824.83	9,643.03	0.00	9,643.03	Used	7 Series	Commercial	
153	June - 18	June - 16	10,525.68	8,263.17	6,168.00	2,095.17	Used	5 Series	Private	
154	June - 18	Nov - 14	6,712.80	4,582.43	0.00	4,582.43	Used	1 Series	Private	
155	June - 18	Nov - 12	7,472.29	4,272.31	1,798.06	2,474.25	Used	1 Series	Private	
156	June - 18	May - 15	34,847.66	27,775.79	10,864.50	16,911.29	New	3 Series	Private	
157	June - 18	Nov - 14	5,484.43	645.34	645.34	0.00	Used	Non BMW Group (incl. Motorcycles)	Private	
158	June - 18	May - 16	55,718.69	48,863.84	34,792.77	14,071.07	New	X5 Series	Commercial	
159	June - 18	Aug - 15	21,388.66	17,059.26	7,927.23	9,132.03	Used	5 Series	Commercial	
160	June - 18	May - 13	15,655.53	10,255.72	10,255.72	0.00	Used	5 Series	Private	
161	June - 18	Oct - 15	16,128.29	12,871.04	0.00	12,871.04	Used	3 Series	Private	
162	June - 18	Apr - 16	32,254.33	26,082.96	20,605.32	5,477.64	New	MINI	Commercial	
163	June - 18	Feb - 16	23,630.10	14,953.74	10,958.85	3,994.89	Used	5 Series	Commercial	
164	June - 18	Feb - 16	9,489.83	7,923.79	0.00	7,923.79	Used	3 Series	Private	
165	June - 18	May - 16	43,646.61	38,876.18	26,020.06	12,856.12	New	4 Series	Commercial	
166	June - 18	Nov - 14	27,475.18	10,246.95	10,246.95	0.00	Used	7 Series	Commercial	
167	June - 18	Aug - 15	14,909.75	13,035.59	6,638.15	6,397.44	Used	1 Series	Private	
168	July - 18	Dec - 14	17,361.72	3,183.19	3,183.19	0.00	New	1 Series	Commercial	
169	July - 18	May - 16	23,441.71	19,201.04	18,850.78	350.26	New	MINI	Private	
170	July - 18	Aug - 14	16,689.73	13,072.09	0.00	13,072.09	Used	X5 Series	Commercial	
171	July - 18	Dec - 14	18,527.86	13,922.78	1,340.50	12,582.28	New	MINI	Private	
172	July - 18	Apr - 15	12,543.62	9,248.33	9,248.33	0.00	New	1 Series	Private	
173	July - 18	Aug - 13	20,173.07	15,147.39	10,550.34	4,597.05	Used	7 Series	Commercial	
174	July - 18	June - 14	17,448.21	13,345.87	5,841.40	7,504.47	Used	3 Series	Private	

Compartment German Auto Loans 5
Monthly Investor Report



Rolls-Royce
Motor Cars Limited

Reporting Date	Jan 10, 2019		
Payment Date	Jan 21, 2019		
Period No	27		
Monthly Period	Dec 31, 2018		
Interest Period	From	Dec 20, 2018	to Jan 21, 2019 = 32 days

9. Defaulted Amount & Recovery Amount - Loan Level Data*

	Month / Year of Default	Month / Year of Loan Origination	Principal Balance (Initial in EUR)	Principal Balance of Loan at Default (in EUR)	Recovery Total (in EUR)	Principal Balance End of Period (in EUR)	Object Type (new / used)	Vehicle Series	Customer Type (private / commercial)	Out of Deal (Month / Year)
175	July - 18	Aug - 15	26,391.86	20,641.59	17,062.53	3,579.06	Used	Non BMW Group (incl. Motorcycles)	Commercial	
176	July - 18	Oct - 15	31,371.06	26,285.03	15,974.22	10,310.81	Used	X3 Series	Commercial	
177	Aug - 18	Nov - 14	19,396.85	15,493.34	13,535.00	1,958.34	Used	X5 Series	Private	
178	Aug - 18	June - 13	34,157.96	20,530.58	20,530.58	0.00	New	5 Series	Private	
179	Aug - 18	Apr - 15	24,488.35	21,318.01	10,798.03	10,519.98	New	2 Series	Commercial	
180	Aug - 18	Jan - 15	4,712.86	539.31	481.24	58.07	Used	1 Series	Private	
181	Aug - 18	May - 16	38,223.87	29,298.73	19,486.33	9,812.40	New	X3 Series	Commercial	
182	Aug - 18	July - 15	31,079.48	17,085.08	537.90	16,547.18	Used	Non BMW Group (incl. Motorcycles)	Commercial	
183	Sept - 18	Jan - 15	12,098.01	7,759.45	5,462.18	2,297.27	Used	3 Series	Commercial	
184	Sept - 18	July - 15	25,738.50	22,187.52	19,383.68	2,803.84	Used	X6 Series	Private	
185	Sept - 18	Sept - 15	19,757.04	9,715.99	-104.85	9,820.84	New	1 Series	Commercial	
186	Sept - 18	June - 16	27,802.30	21,368.79	11,142.61	10,226.18	New	2 Series	Commercial	
187	Sept - 18	June - 16	46,421.14	38,951.59	26,936.50	12,015.09	Used	X6 Series	Commercial	
188	Sept - 18	June - 16	32,232.36	26,750.04	20,168.07	6,581.97	New	X1 Series	Private	
189	Sept - 18	Sept - 15	45,003.18	20,582.33	-206.95	20,789.28	New	4 Series	Commercial	
190	Sept - 18	Feb - 13	29,193.60	7,574.41	604.60	6,969.81	New	X3 Series	Commercial	
191	Sept - 18	May - 16	37,203.39	25,168.70	19,915.97	5,252.73	New	3 Series	Commercial	
192	Sept - 18	Dec - 15	11,954.39	8,575.11	0.00	8,575.11	Used	5 Series	Private	
193	Oct - 18	Feb - 16	20,380.06	17,130.17	13,621.28	3,508.89	New	Other BMW Group	Private	
194	Oct - 18	Nov - 15	31,763.24	25,652.71	14,073.30	11,579.41	Used	7 Series	Commercial	
195	Oct - 18	Mar - 15	55,368.37	49,026.78	0.00	49,026.78	New	X6 Series	Commercial	
196	Oct - 18	Sept - 15	6,844.48	6,223.88	0.00	6,223.88	Used	X5 Series	Private	
197	Oct - 18	July - 15	10,777.03	9,109.08	0.00	9,109.08	Used	1 Series	Commercial	
198	Oct - 18	Mar - 13	20,131.17	8,037.63	1,412.73	6,624.90	New	3 Series	Private	
199	Oct - 18	Mar - 15	43,407.24	33,322.87	19,222.92	14,099.95	New	4 Series	Commercial	
200	Oct - 18	Mar - 16	8,189.04	2,089.31	2,089.31	0.00	Used	5 Series	Private	
201	Oct - 18	May - 16	40,142.25	18,083.76	0.00	18,083.76	New	5 Series	Commercial	
202	Oct - 18	June - 16	20,038.13	18,065.15	14,535.00	3,530.15	New	MINI	Private	
203	Oct - 18	Mar - 16	11,916.06	7,664.03	0.00	7,664.03	Used	3 Series	Private	

Compartment German Auto Loans 5
Monthly Investor Report



Rolls-Royce
Motor Cars Limited

Reporting Date	Jan 10, 2019		
Payment Date	Jan 21, 2019		
Period No	27		
Monthly Period	Dec 31, 2018		
Interest Period	From	Dec 20, 2018	to Jan 21, 2019 = 32 days

9. Defaulted Amount & Recovery Amount - Loan Level Data*

	Month / Year of Default	Month / Year of Loan Origination	Principal Balance (Initial in EUR)	Principal Balance of Loan at Default (in EUR)	Recovery Total (in EUR)	Principal Balance End of Period (in EUR)	Object Type (new / used)	Vehicle Series	Customer Type (private / commercial)	Out of Deal (Month / Year)
204	Oct - 18	Sept - 15	16,755.29	12,492.35	9,660.00	2,832.35	New	1 Series	Private	
205	Oct - 18	Feb - 15	27,110.19	20,475.97	15,707.45	4,768.52	Used	X6 Series	Commercial	
206	Oct - 18	Mar - 16	5,033.95	917.42	620.13	297.29	Used	3 Series	Private	
207	Oct - 18	Feb - 16	8,405.69	6,565.49	6,565.49	0.00	Used	3 Series	Private	
208	Oct - 18	May - 16	22,698.55	12,027.06	7,926.04	4,101.02	Used	5 Series	Commercial	
209	Oct - 18	May - 16	30,002.78	22,428.52	7,675.13	14,753.39	Used	5 Series	Commercial	
210	Oct - 18	Apr - 16	18,377.40	15,095.39	9,658.77	5,436.62	New	Other BMW Group	Commercial	
211	Oct - 18	Mar - 15	41,599.92	2,524.01	265.25	2,258.76	New	6 Series	Private	
212	Oct - 18	Mar - 16	15,002.81	11,084.30	3,229.77	7,854.53	Used	1 Series	Private	
213	Nov - 18	June - 16	17,025.66	13,824.67	0.00	13,824.67	New	1 Series	Commercial	
214	Nov - 18	July - 15	9,952.50	6,473.68	6,473.68	0.00	Used	3 Series	Private	
215	Nov - 18	Apr - 16	6,397.54	1,510.55	201.34	1,309.21	Used	5 Series	Private	
216	Nov - 18	Mar - 15	19,160.75	14,557.33	5,572.50	8,984.83	Used	5 Series	Private	
217	Nov - 18	Apr - 16	46,225.52	38,320.68	29,598.87	8,721.81	Used	X5 Series	Commercial	
218	Nov - 18	Feb - 16	15,069.89	10,897.84	2,012.71	8,885.13	Used	3 Series	Private	
219	Nov - 18	Feb - 16	18,045.53	13,485.83	10,866.77	2,650.73	Used	MINI	Private	
220	Nov - 18	Apr - 15	9,002.35	257.27	150.78	106.49	Used	3 Series	Private	
221	Nov - 18	May - 16	12,817.49	9,474.08	9,474.08	0.00	Used	MINI	Private	
222	Nov - 18	Apr - 16	21,301.95	16,391.90	12,035.00	4,356.90	Used	5 Series	Private	
223	Nov - 18	May - 16	30,832.63	27,498.18	15,583.32	11,914.86	New	2 Series	Commercial	
224	Dec - 18	Mar - 16	6,828.80	5,753.93	0.00	5,753.93	Used	Other BMW Group	Private	
225	Dec - 18	May - 15	4,989.70	1,332.17	202.87	1,129.30	Used	3 Series	Private	
226	Dec - 18	Feb - 16	9,322.38	955.55	955.55	0.00	Used	Other BMW Group	Private	
227	Dec - 18	Oct - 15	25,909.66	11,445.41	9,820.00	1,625.41	Used	5 Series	Commercial	
228	Dec - 18	Aug - 15	19,841.42	15,258.09	12,887.50	2,370.59	Used	5 Series	Private	
229	Dec - 18	July - 15	26,261.89	20,091.37	0.00	20,091.37	Used	5 Series	Commercial	
230	Dec - 18	July - 13	20,128.03	12,725.51	8,363.00	4,362.51	New	1 Series	Private	
231	Dec - 18	May - 16	17,425.36	1,256.92	455.48	801.44	Used	3 Series	Private	
232	Dec - 18	May - 15	24,423.80	20,835.34	0.00	20,835.34	Used	X6 Series	Commercial	

Compartment German Auto Loans 5
Monthly Investor Report



Rolls-Royce
Motor Cars Limited

Reporting Date	Jan 10, 2019		
Payment Date	Jan 21, 2019		
Period No	27		
Monthly Period	Dec 31, 2018		
Interest Period	From	Dec 20, 2018	to Jan 21, 2019 = 32 days

9. Defaulted Amount & Recovery Amount - Loan Level Data*

	Month / Year of Default	Month / Year of Loan Origination	Principal Balance (Initial in EUR)	Principal Balance of Loan at Default (in EUR)	Recovery Total (in EUR)	Principal Balance End of Period (in EUR)	Object Type (new / used)	Vehicle Series	Customer Type (private / commercial)	Out of Deal (Month / Year)
233	Dec - 18	June - 16	78,663.04	64,762.83	40,103.07	24,659.76	New	7 Series	Commercial	
234	Dec - 18	Apr - 16	63,159.42	57,399.19	0.00	57,576.32	New	7 Series	Private	
235	Dec - 18	Apr - 16	21,450.56	14,695.89	0.00	14,695.89	New	3 Series	Commercial	
236	Mar - 17	June - 15	11,477.74	253.15	105.96	147.19	Used	X3 Series	Commercial	Mar - 17
237	Jan - 17	May - 14	15,875.79	15,875.79	14,998.26	877.53	Used	X6 Series	Commercial	May - 17
238	Feb - 17	Feb - 15	19,461.42	19,461.42	9,864.56	9,596.86	Used	5 Series	Commercial	May - 17
239	Mar - 17	Feb - 14	2,986.84	2,638.57	1,385.76	1,252.81	Used	Non BMW Group (incl. Motorcycles)	Commercial	May - 17
240	Mar - 17	June - 16	20,796.00	20,323.47	5,765.29	14,558.18	Used	3 Series	Private	May - 17
241	Mar - 17	June - 16	9,620.04	9,509.16	6,905.72	2,603.44	Used	1 Series	Commercial	May - 17
242	Mar - 17	June - 15	78,120.15	76,221.90	33,955.65	42,266.25	New	7 Series	Commercial	June - 17
243	Mar - 17	May - 16	34,482.06	33,887.95	32,501.03	1,468.77	Used	5 Series	Private	June - 17
244	Mar - 17	Feb - 14	19,225.53	18,377.08	12,637.86	5,739.22	New	3 Series	Private	June - 17
245	Mar - 17	Apr - 15	22,146.23	21,646.23	19,986.08	1,660.15	Used	7 Series	Commercial	June - 17
246	June - 17	Feb - 15	18,007.15	18,007.15	4,964.94	13,042.21	Used	Non BMW Group (incl. Motorcycles)	Commercial	July - 17
247	Apr - 17	Apr - 16	34,584.26	33,045.47	22,006.95	11,131.17	Used	X1 Series	Private	Aug - 17
248	May - 17	Aug - 13	8,075.14	7,876.18	5,326.03	2,550.15	Used	1 Series	Private	Aug - 17
249	May - 17	Sept - 14	16,038.63	15,844.57	6,293.72	9,550.85	Used	1 Series	Private	Aug - 17
250	May - 17	May - 14	19,500.30	18,567.07	8,514.93	10,052.14	New	MINI	Commercial	Aug - 17
251	Aug - 17	Feb - 14	28,100.80	3,457.52	1,940.45	1,517.07	New	X1 Series	Commercial	Aug - 17
252	Aug - 17	Sept - 15	5,565.68	4,453.12	1,644.27	2,808.85	Used	5 Series	Commercial	Aug - 17
253	June - 17	Apr - 15	6,051.40	5,305.26	4,364.99	940.27	Used	3 Series	Private	Sept - 17
254	June - 17	June - 16	6,514.20	5,797.50	4,132.83	1,664.67	Used	5 Series	Commercial	Sept - 17
255	June - 17	June - 16	45,409.17	43,639.09	39,071.05	4,568.04	Used	X5 Series	Commercial	Sept - 17
256	June - 17	Mar - 15	7,355.16	6,363.22	5,661.36	701.86	Used	MINI	Commercial	Sept - 17
257	Sept - 17	June - 13	10,565.35	6,437.99	1,092.97	5,345.02	Used	3 Series	Private	Sept - 17
258	July - 17	Jan - 15	36,337.14	33,642.50	26,541.52	7,100.98	Used	X6 Series	Commercial	Oct - 17
259	July - 17	Aug - 14	11,432.49	10,970.07	8,952.54	2,017.53	Used	1 Series	Private	Oct - 17
260	July - 17	June - 16	32,057.68	30,926.11	22,553.95	8,372.16	Used	5 Series	Commercial	Oct - 17
261	July - 17	June - 14	23,857.46	22,798.66	20,988.39	1,810.27	New	2 Series	Private	Oct - 17

Compartment German Auto Loans 5
Monthly Investor Report



Rolls-Royce
Motor Cars Limited

Reporting Date	Jan 10, 2019		
Payment Date	Jan 21, 2019		
Period No	27		
Monthly Period	Dec 31, 2018		
Interest Period	From	Dec 20, 2018	to Jan 21, 2019 = 32 days

9. Defaulted Amount & Recovery Amount - Loan Level Data*

	Month / Year of Default	Month / Year of Loan Origination	Principal Balance (Initial in EUR)	Principal Balance of Loan at Default (in EUR)	Recovery Total (in EUR)	Principal Balance End of Period (in EUR)	Object Type (new / used)	Vehicle Series	Customer Type (private / commercial)	Out of Deal (Month / Year)
262	Oct - 17	Dec - 12	31,716.86	5,241.02	1,066.04	4,174.98	Used	5 Series	Commercial	Oct - 17
263	Aug - 17	Feb - 16	9,744.09	8,876.56	6,511.18	2,365.38	Used	Non BMW Group (incl. Motorcycles)	Private	Nov - 17
264	Aug - 17	July - 15	24,347.95	23,104.32	21,119.95	1,984.37	New	MINI	Commercial	Nov - 17
265	Aug - 17	May - 16	26,192.98	24,952.67	20,153.87	4,798.80	New	2 Series	Commercial	Nov - 17
266	Aug - 17	Apr - 16	5,463.91	4,720.01	3,062.42	1,657.59	Used	Non BMW Group (incl. Motorcycles)	Commercial	Nov - 17
267	Aug - 17	Mar - 16	45,113.29	42,738.69	33,461.98	9,276.71	Used	5 Series	Private	Nov - 17
268	Aug - 17	Feb - 16	42,113.63	40,302.52	30,798.34	9,629.79	New	3 Series	Private	Nov - 17
269	Aug - 17	Aug - 15	48,249.44	45,035.94	29,691.05	15,344.89	Used	X6 Series	Commercial	Nov - 17
270	Sept - 17	Feb - 16	20,247.77	17,808.67	13,361.76	4,446.91	Used	X5 Series	Commercial	Nov - 17
271	Nov - 17	Nov - 14	27,560.01	247.88	30.40	217.48	New	MINI	Private	Nov - 17
272	Sept - 17	May - 14	29,521.04	27,670.66	19,834.14	7,836.52	New	5 Series	Commercial	Dec - 17
273	Sept - 17	Jan - 16	13,087.92	11,994.43	10,290.61	1,703.82	New	Other BMW Group	Commercial	Dec - 17
274	Dec - 17	June - 14	17,681.36	2,325.59	735.91	1,589.68	New	MINI	Commercial	Dec - 17
275	Sept - 17	Jan - 15	14,067.97	11,753.08	10,676.73	1,076.35	Used	5 Series	Commercial	Jan - 18
276	Oct - 17	Aug - 14	10,800.18	8,596.26	5,824.34	2,771.92	Used	X3 Series	Commercial	Jan - 18
277	Oct - 17	May - 15	25,171.60	23,691.11	14,753.08	8,938.03	New	MINI	Private	Jan - 18
278	Oct - 17	Feb - 16	25,784.58	23,069.68	14,483.17	8,586.51	Used	5 Series	Commercial	Jan - 18
279	Oct - 17	July - 14	9,242.28	8,014.92	4,112.85	3,902.07	Used	1 Series	Private	Jan - 18
280	Nov - 17	Aug - 14	14,873.78	13,492.98	11,003.73	2,489.25	Used	X1 Series	Private	Jan - 18
281	Nov - 17	Mar - 15	18,159.26	17,785.02	11,118.83	6,666.19	New	MINI	Private	Jan - 18
282	Nov - 17	Nov - 15	22,683.72	20,803.26	13,055.48	7,747.78	New	1 Series	Commercial	Feb - 18
283	Nov - 17	Sept - 15	15,863.34	13,615.99	11,190.21	2,425.78	Used	1 Series	Private	Feb - 18
284	Nov - 17	Oct - 15	44,733.24	40,381.09	25,577.89	14,803.20	New	5 Series	Commercial	Feb - 18
285	Nov - 17	May - 15	17,363.08	16,494.34	16,369.61	124.73	Used	3 Series	Private	Feb - 18
286	Dec - 17	Sept - 15	19,652.27	16,908.97	10,227.58	6,681.39	Used	X1 Series	Commercial	Mar - 18
287	Dec - 17	Apr - 16	42,530.43	36,498.11	26,127.13	10,370.98	New	4 Series	Commercial	Mar - 18
288	Dec - 17	June - 14	27,651.96	23,693.29	13,972.10	9,721.19	Used	5 Series	Private	Mar - 18
289	Dec - 17	Mar - 16	48,918.53	42,868.97	28,793.08	14,075.89	Used	6 Series	Commercial	Mar - 18
290	Jan - 18	June - 16	38,486.40	33,698.46	17,556.76	16,141.70	New	3 Series	Commercial	Apr - 18

Compartment German Auto Loans 5
Monthly Investor Report



Rolls-Royce
Motor Cars Limited

Reporting Date	Jan 10, 2019		
Payment Date	Jan 21, 2019		
Period No	27		
Monthly Period	Dec 31, 2018		
Interest Period	From	Dec 20, 2018	to Jan 21, 2019 = 32 days

9. Defaulted Amount & Recovery Amount - Loan Level Data*

	Month / Year of Default	Month / Year of Loan Origination	Principal Balance (Initial in EUR)	Principal Balance of Loan at Default (in EUR)	Recovery Total (in EUR)	Principal Balance End of Period (in EUR)	Object Type (new / used)	Vehicle Series	Customer Type (private / commercial)	Out of Deal (Month / Year)
291	Jan - 18	June - 16	24,834.16	22,069.00	15,821.35	6,247.65	Used	MINI	Private	Apr - 18
292	Jan - 18	May - 16	7,117.64	6,504.06	5,804.51	699.55	Used	Other BMW Group	Private	Apr - 18
293	Jan - 18	Dec - 15	24,572.88	21,020.68	15,343.08	5,677.60	Used	5 Series	Commercial	Apr - 18
294	Jan - 18	Sept - 13	17,022.49	14,523.74	10,547.76	3,975.98	New	MINI	Private	Apr - 18
295	Feb - 18	Jan - 16	40,691.74	37,619.53	23,861.95	13,757.58	New	4 Series	Commercial	Apr - 18
296	Aug - 17	June - 13	13,622.63	11,947.72	9,516.05	2,431.67	New	1 Series	Commercial	May - 18
297	Feb - 18	May - 16	30,156.58	25,187.72	17,558.56	7,629.16	Used	5 Series	Commercial	May - 18
298	Feb - 18	Aug - 15	20,916.38	18,657.31	14,089.46	4,567.85	Used	5 Series	Private	May - 18
299	Feb - 18	Dec - 14	9,960.07	8,690.83	7,171.97	1,518.86	New	Non BMW Group (incl. Motorcycles)	Commercial	May - 18
300	Feb - 18	Feb - 16	10,109.11	9,132.11	8,592.12	539.99	Used	1 Series	Private	May - 18
301	Mar - 18	Dec - 14	33,583.98	27,774.90	17,298.49	10,476.41	New	2 Series	Commercial	May - 18
302	Mar - 18	May - 14	23,058.17	18,543.92	12,828.77	5,715.15	Used	5 Series	Private	May - 18
303	May - 18	July - 15	26,595.82	8,887.58	1,794.66	7,092.92	Used	3 Series	Private	May - 18
304	May - 18	May - 16	51,323.25	67.20	63.85	3.35	New	4 Series	Commercial	May - 18
305	Feb - 18	Apr - 16	38,857.59	35,690.54	21,544.47	14,146.07	New	Non BMW Group (incl. Motorcycles)	Private	June - 18
306	Mar - 18	Sept - 15	21,074.35	17,252.20	10,101.77	7,150.43	Used	Non BMW Group (incl. Motorcycles)	Private	June - 18
307	Mar - 18	June - 16	46,280.34	44,233.76	36,333.06	7,900.70	New	2 Series	Private	June - 18
308	Mar - 18	Feb - 14	12,228.83	10,184.92	9,646.13	538.79	Used	MINI	Private	June - 18
309	Mar - 18	Nov - 12	12,180.51	9,576.45	4,584.16	4,992.29	Used	3 Series	Private	June - 18
310	Mar - 18	Apr - 15	20,525.83	17,116.62	10,965.42	6,151.20	Used	3 Series	Private	June - 18
311	Mar - 18	June - 16	21,168.62	18,237.59	13,778.57	4,459.02	Used	1 Series	Private	June - 18
312	Apr - 18	Mar - 16	51,268.22	47,603.23	0.00	47,819.87	New	4 Series	Private	June - 18
313	Apr - 18	Mar - 16	80,178.42	70,803.43	44,749.05	26,054.38	New	7 Series	Commercial	June - 18
314	Mar - 18	Feb - 15	19,249.48	15,339.90	13,566.98	1,772.92	New	MINI	Private	July - 18
315	Apr - 18	July - 15	9,648.30	7,169.14	3,112.67	4,056.47	Used	Non BMW Group (incl. Motorcycles)	Private	July - 18
316	Apr - 18	May - 16	30,026.33	26,627.45	20,552.02	6,075.43	Used	7 Series	Private	July - 18
317	Apr - 18	May - 16	20,723.15	18,689.85	16,031.91	2,657.94	Used	2 Series	Commercial	July - 18
318	May - 18	Mar - 15	27,069.70	21,663.72	15,636.04	6,027.68	New	5 Series	Commercial	July - 18
319	Mar - 18	Mar - 16	22,036.56	19,540.84	14,859.23	4,681.61	New	2 Series	Commercial	Aug - 18

Compartment German Auto Loans 5
Monthly Investor Report



Rolls-Royce
Motor Cars Limited

Reporting Date	Jan 10, 2019		
Payment Date	Jan 21, 2019		
Period No	27		
Monthly Period	Dec 31, 2018		
Interest Period	From	Dec 20, 2018	to Jan 21, 2019 = 32 days

9. Defaulted Amount & Recovery Amount - Loan Level Data*

	Month / Year of Default	Month / Year of Loan Origination	Principal Balance (Initial in EUR)	Principal Balance of Loan at Default (in EUR)	Recovery Total (in EUR)	Principal Balance End of Period (in EUR)	Object Type (new / used)	Vehicle Series	Customer Type (private / commercial)	Out of Deal (Month / Year)
320	May - 18	June - 16	38,697.21	32,323.82	23,243.07	9,080.75	Used	X5 Series	Commercial	Aug - 18
321	May - 18	Mar - 14	13,322.30	9,037.93	8,122.34	915.59	Used	3 Series	Commercial	Aug - 18
322	May - 18	Apr - 16	14,054.62	11,808.13	7,560.79	4,247.34	Used	1 Series	Commercial	Aug - 18
323	June - 18	June - 14	13,008.29	10,129.19	7,794.52	2,334.67	Used	MINI	Private	Sept - 18
324	June - 18	Feb - 16	8,171.54	5,903.39	4,851.43	1,051.96	Used	5 Series	Private	Sept - 18
325	July - 18	Feb - 16	19,362.91	12,788.02	8,476.15	4,311.87	New	Other BMW Group	Commercial	Sept - 18
326	Sept - 18	Apr - 14	12,918.01	7,578.70	1,428.47	6,150.23	Used	1 Series	Private	Sept - 18
327	Apr - 18	Sept - 14	28,337.42	22,763.81	17,663.80	5,100.01	New	X1 Series	Private	Oct - 18
328	Apr - 18	Jan - 16	21,583.36	18,070.34	11,625.77	6,444.57	Used	3 Series	Commercial	Oct - 18
329	May - 18	June - 16	27,549.41	23,776.89	15,131.73	8,645.16	New	MINI	Commercial	Oct - 18
330	July - 18	Apr - 15	13,025.54	8,196.04	6,842.52	1,353.52	Used	MINI	Commercial	Oct - 18
331	July - 18	Apr - 15	19,703.22	14,441.30	12,648.40	1,792.90	Used	5 Series	Private	Oct - 18
332	Aug - 18	June - 15	12,680.22	7,141.65	855.41	6,286.24	New	Other BMW Group	Commercial	Nov - 18
333	Aug - 18	June - 16	21,145.94	17,603.85	11,065.41	6,538.44	Used	X5 Series	Commercial	Nov - 18
334	Aug - 18	Aug - 15	24,086.21	18,907.88	13,167.93	5,794.03	Used	3 Series	Private	Nov - 18
335	Aug - 18	Apr - 16	10,767.46	9,056.98	7,407.73	1,649.25	New	Other BMW Group	Private	Nov - 18
336	Aug - 18	June - 15	36,835.47	31,300.61	20,030.38	11,270.23	New	5 Series	Commercial	Nov - 18
337	Aug - 18	Apr - 16	24,800.50	20,253.92	15,158.58	5,095.34	Used	3 Series	Private	Nov - 18
338	Sept - 18	Apr - 16	21,478.24	16,688.24	11,592.48	5,095.76	Used	5 Series	Commercial	Nov - 18
339	Sept - 18	Apr - 16	33,154.99	21,849.66	19,230.55	2,619.11	Used	5 Series	Commercial	Nov - 18
340	Sept - 18	Mar - 16	23,114.29	18,689.07	11,556.70	7,132.37	Used	3 Series	Commercial	Dec - 18
341	Oct - 18	Mar - 15	37,872.62	1,154.76	749.23	405.53	New	X3 Series	Commercial	Dec - 18

*Applicable only if loans have defaulted. Does not include defaulted amounts less than 10 EUR.

Compartment German Auto Loans 5
Monthly Investor Report



Rolls-Royce
Motor Cars Limited

Reporting Date	Jan 10, 2019		
Payment Date	Jan 21, 2019		
Period No	27		
Monthly Period	Dec 31, 2018		
Interest Period	From	Dec 20, 2018	to Jan 21, 2019 = 32 days

10. Outstanding note balance

1. Note balance	All Notes	Class A	Class B
Initial note information for Class			
ISIN code		XS1484801763	XS1484802142
Currency		EUR	EUR
Legal final maturity		Oct 2023	Oct 2023
Rating (Fitch / Moody's / S&P/DBRS)		AAA/Aaa/N/A/N/A	N/A/N/A/N/A/N/A
Initial notes aggregate principal outstanding balance in EUR	1,075,300,000.00	1,000,000,000.00	75,300,000.00
Nominal amount per note in EUR		100,000.00	100,000.00
Initial number of notes per class in EUR		10,000	753
Current Note Information			
Notes aggregate principal outstanding balance in EUR - BoP	303,351,696.94	228,051,696.94	75,300,000.00
Available distribution amount in EUR	27,912,190.30		
Redemption per class in EUR		22,455,937.60	0,00
Redemption per note in EUR		2,245.59	0.00
Notes aggregate principal outstanding balance in EUR - EoP	280,895,759.34	205,595,759.34	75,300,000.00
Current pool factor		0.21	1.00
2. Payments to investor per note			
		Class A	Class B
Interest Type		Floating Rate	Fixed Rate
Reference Rate		1M_EURIBOR	NONE
Actual Interest Rate		-0.369%	NONE
Spread		0.400%	NONE
Coupon		0.031%	1.000%
Day count fraction		Actual/360	Actual/360
Interest days		32 days	32 days
Principal outstanding per note in EUR - BoP		22,805.17	100,000.00
Principal repayment per note in EUR		2,245.59	0.00
Principal outstanding per note in EUR - EoP		20,559.58	100,000.00
Interest payment per Note in EUR		0.63	88.89

Compartment German Auto Loans 5
Monthly Investor Report



Rolls-Royce
Motor Cars Limited

Reporting Date	Jan 10, 2019			
Payment Date	Jan 21, 2019			
Period No	27			
Monthly Period	Dec 31, 2018			
Interest Period	From	Dec 20, 2018	to	Jan 21, 2019 = 32 days

10. Outstanding note balance

3. Credit enhancement	Initial Period (in EUR)	Initial CE (in %)	Current Period (in EUR)	Current CE (in %)
Class A	1,000,000,000.00	7.50	205,595,759.34	39.32
Class B	75,300,000.00	0.50	75,300,000.00	16.50
Cash Reserve (+ Overcollateralisation)	5,379,959.75	0.00	54,428,525.23	0.00

"In its capacity as originator and lender, BMW Bank GmbH complies with the retention requirement of a material net economic interest in accordance with Art. 405 CRR. A minimum of 5.0% of the net economic interest will be retained throughout the life of the transaction in form of retention of the Class B Notes and the Subordinated Loan."

4. Clean-Up Call Option

If the aggregate outstanding principal balance has been reduced to less than 10% of the aggregate outstanding principal balance at the Issue Date, the seller will have the option under the receivables purchase Agreement to acquire all outstanding purchased receivables.

Aggregate outstanding principal balance at end of period (in EUR)	329,944,284.57
Clean-Up option exercisable	No

Compartment German Auto Loans 5
Monthly Investor Report



Rolls-Royce
Motor Cars Limited

Reporting Date	Jan 10, 2019			
Payment Date	Jan 21, 2019			
Period No	27			
Monthly Period	Dec 31, 2018			
Interest Period	From	Dec 20, 2018	to	Jan 21, 2019 = 32 days

11. Original Principal Balance

Initial Portfolio as of origination of contract

Group (in EUR) (by Original Principal Balance)	Original principal balance (in EUR)	Original Principal Balance (in % of total)	Number of Contracts	Number of Contracts (in % of total)
0.00 - 5,000.00	6,992,674.68	0.56	1,862	3.10
5.000,01 - 10.000,00	64,956,645.53	5.18	8,288	13.79
10.000,01 - 15.000,00	146,836,978.81	11.70	11,642	19.37
15.000,01 - 20.000,00	202,190,645.60	16.11	11,518	19.16
20.000,01 - 25.000,00	212,735,086.38	16.95	9,471	15.76
25.000,01 - 30.000,00	183,995,892.42	14.66	6,707	11.16
30.000,01 - 35.000,00	136,384,047.80	10.87	4,213	7.01
35.000,01 - 40.000,00	90,221,057.97	7.19	2,416	4.02
40.000,01 - 45.000,00	58,755,377.74	4.68	1,385	2.30
45.000,01 - 50.000,00	39,632,006.73	3.16	838	1.39
50.000,01 - 55.000,00	28,130,280.93	2.24	537	0.89
55.000,01 - 60.000,00	23,199,116.97	1.85	403	0.67
> 60.000,00	60,851,137.78	4.85	831	1.38
Total	1,254,880,949.34	100.00	60,111	100.00

Compartment German Auto Loans 5

Monthly Investor Report

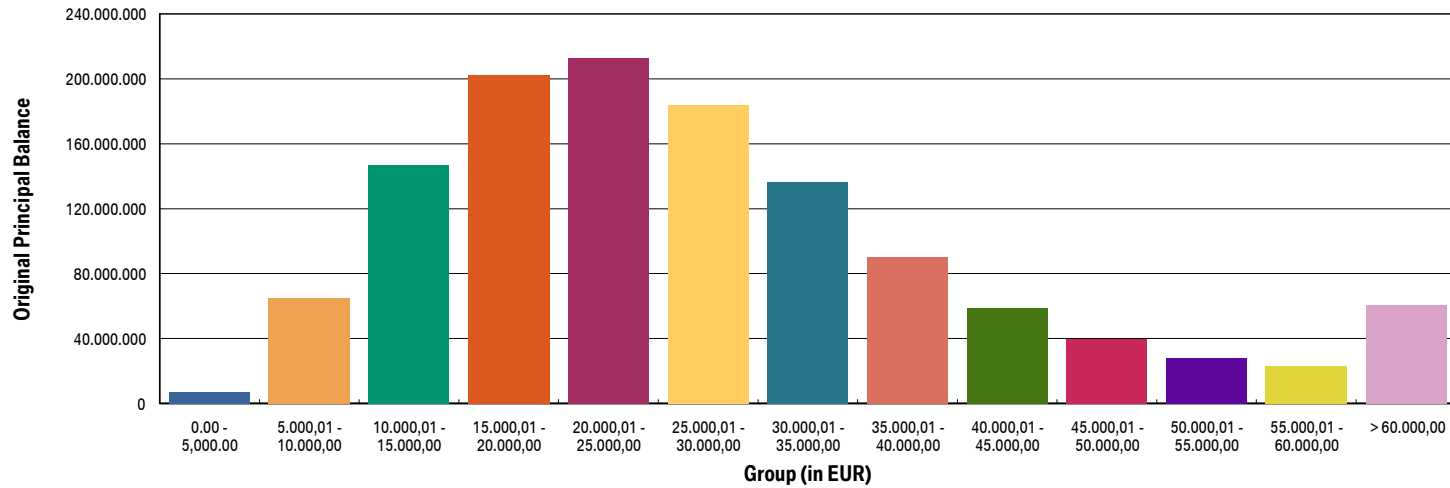


Rolls-Royce
Motor Cars Limited

Reporting Date	Jan 10, 2019		
Payment Date	Jan 21, 2019		
Period No	27		
Monthly Period	Dec 31, 2018		
Interest Period	From	Dec 20, 2018	to Jan 21, 2019 = 32 days

Average:	20,876.06
Min:	1,049.00
Max:	200,000.00

11a. Original Principal Balance (graph)



Compartment German Auto Loans 5
Monthly Investor Report



Rolls-Royce
Motor Cars Limited

Reporting Date	Jan 10, 2019			
Payment Date	Jan 21, 2019			
Period No	27			
Monthly Period	Dec 31, 2018			
Interest Period	From	Dec 20, 2018	to	Jan 21, 2019 = 32 days

12. Aggregate Principal Balance

Initial Portfolio

Group (in EUR)	Aggregate Principal Balance (in EUR)	Aggregate Principal Balance (in % of total)	Number of Contracts	Number of Contracts (in % of total)
0.00 - 5,000.00	15,637,512.29	1.45	4,757	7.91
5.000,01 - 10.000,00	85,191,764.85	7.92	11,180	18.60
10.000,01 - 15.000,00	154,031,838.67	14.32	12,297	20.46
15.000,01 - 20.000,00	189,394,122.78	17.61	10,861	18.07
20.000,01 - 25.000,00	184,904,410.27	17.20	8,271	13.76
25.000,01 - 30.000,00	144,739,496.87	13.46	5,298	8.81
30.000,01 - 35.000,00	99,646,407.14	9.27	3,090	5.14
35.000,01 - 40.000,00	62,264,067.48	5.79	1,673	2.78
40.000,01 - 45.000,00	41,722,773.82	3.88	988	1.64
45.000,01 - 50.000,00	26,196,826.38	2.44	553	0.92
50.000,01 - 55.000,00	18,897,999.72	1.76	361	0.60
55.000,01 - 60.000,00	15,417,215.78	1.43	269	0.45
> 60.000,00	37,255,523.70	3.46	513	0.85
Total	1,075,299,959.75	100.00	60,111	100.00

Compartment German Auto Loans 5
Monthly Investor Report

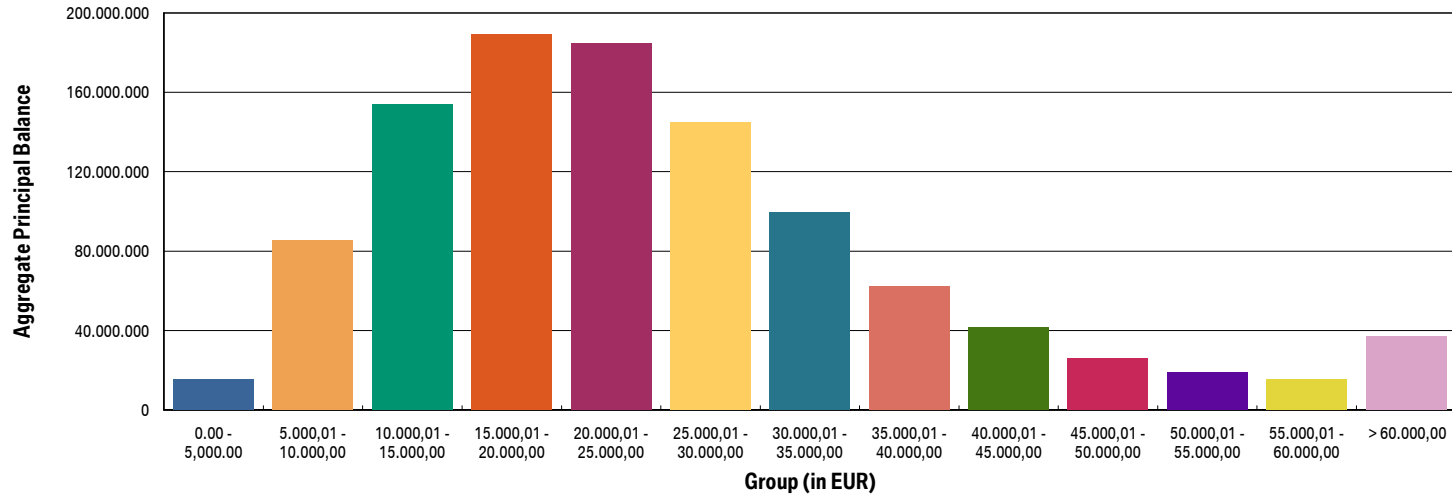


Rolls-Royce
 Motor Cars Limited

Reporting Date	Jan 10, 2019			
Payment Date	Jan 21, 2019			
Period No	27			
Monthly Period	Dec 31, 2018			
Interest Period	From	Dec 20, 2018	to	Jan 21, 2019 = 32 days

Average:	17,888.57
Min:	197.27
Max:	187,245.56

12a. Aggregate Principal Balance (graph)



Compartment German Auto Loans 5
Monthly Investor Report



Rolls-Royce
Motor Cars Limited

Reporting Date	Jan 10, 2019			
Payment Date	Jan 21, 2019			
Period No	27			
Monthly Period	Dec 31, 2018			
Interest Period	From	Dec 20, 2018	to	Jan 21, 2019 = 32 days

13. Aggregate Outstanding Principal Balance

Portfolio as of: Dec 31, 2018

Group (in EUR)	Aggregate Outstanding Principal Balance (in EUR)	Aggregate Outstanding Principal Balance (in % of total)	Number of Contracts	Number of Contracts (in % of total)
0.00 - 5,000.00	10,216,005.31	3.10	6,750	25.09
5,000,01 - 10,000,00	41,759,723.15	12.66	5,511	20.48
10,000,01 - 15,000,00	67,468,112.13	20.45	5,428	20.18
15,000,01 - 20,000,00	75,276,605.74	22.81	4,329	16.09
20,000,01 - 25,000,00	56,584,975.72	17.15	2,545	9.46
25,000,01 - 30,000,00	30,062,901.14	9.11	1,109	4.12
30,000,01 - 35,000,00	17,114,987.44	5.19	531	1.97
35,000,01 - 40,000,00	10,304,024.85	3.12	276	1.03
40,000,01 - 45,000,00	6,217,755.34	1.88	147	0.55
45,000,01 - 50,000,00	5,936,152.43	1.80	125	0.46
50,000,01 - 55,000,00	3,537,177.04	1.07	68	0.25
55,000,01 - 60,000,00	2,447,802.64	0.74	43	0.16
> 60,000,00	3,018,061.64	0.91	42	0.16
Total	329,944,284.57	100.00	26,904	100.00

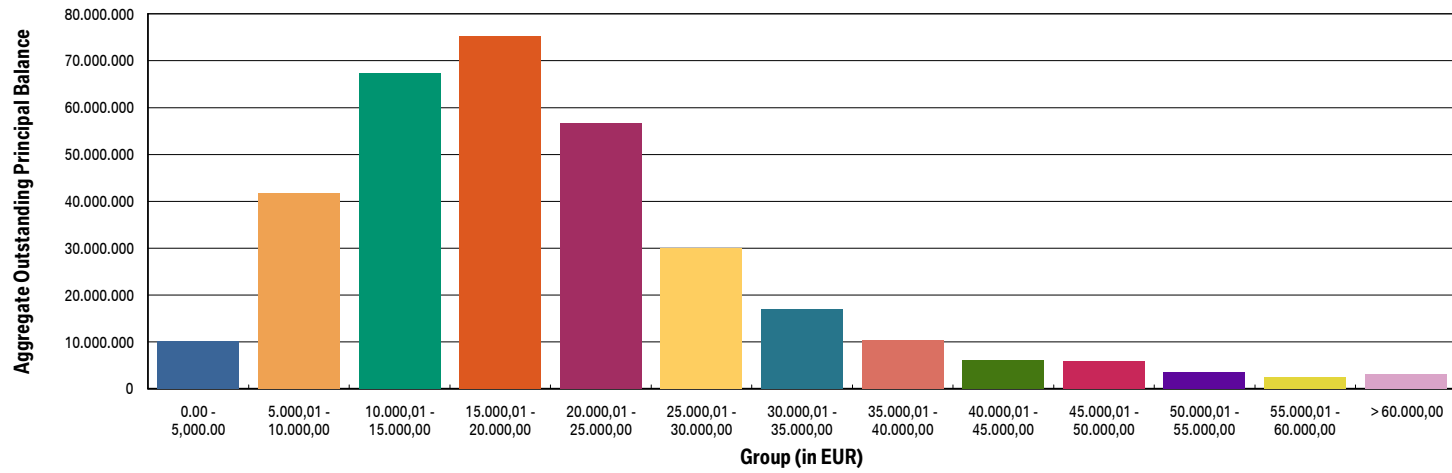
WA:	12,263.76
Min:	0.00
Max:	129,284.14

Compartment German Auto Loans 5
Monthly Investor Report



Reporting Date	Jan 10, 2019				
Payment Date	Jan 21, 2019				
Period No	27				
Monthly Period	Dec 31, 2018				
Interest Period	From	Dec 20, 2018	to	Jan 21, 2019	= 32 days

13a. Aggregate Outstanding Principal Balance (graph)



Compartment German Auto Loans 5
Monthly Investor Report



Rolls-Royce
Motor Cars Limited

Reporting Date	Jan 10, 2019				
Payment Date	Jan 21, 2019				
Period No	27				
Monthly Period	Dec 31, 2018				
Interest Period	From	Dec 20, 2018	to	Jan 21, 2019	= 32 days

14. Down Payments

Portfolio as of: Dec 31, 2018

Down Payment	Aggregate Outstanding Principal Balance (in EUR)	Aggregate Outstanding Principal Balance (in % of total)	Number of Contracts	Number of Contracts (in % of total)	Down Payment/Purchase Price (in %)
No Down Payment	79,997,738.62	24.25	6,769	25.16	0.00
<=1000	7,597,266.57	2.30	719	2.67	4.24
1.000,01 - 2.000,00	17,244,508.61	5.23	1,651	6.14	8.57
2.000,01 - 3.000,00	21,939,712.82	6.65	2,080	7.73	12.34
3.000,01 - 4.000,00	19,163,846.70	5.81	1,784	6.63	16.03
4.000,01 - 5.000,00	33,123,347.14	10.04	2,790	10.37	18.02
5.000,01 - 6.000,00	18,889,593.01	5.73	1,561	5.80	20.12
6.000,01 - 7.000,00	17,306,958.34	5.25	1,361	5.06	21.97
7.000,01 - 8.000,00	16,657,255.22	5.05	1,298	4.82	24.15
8.000,01 - 9.000,00	9,181,297.94	2.78	715	2.66	25.63
9.000,01 - 10.000,00	27,202,399.84	8.24	1,893	7.04	26.44
10.000,01 - 11.000,00	6,022,604.04	1.83	402	1.49	26.36
11.000,01 - 12.000,00	8,020,147.38	2.43	576	2.14	29.28
12.000,01 - 13.000,00	5,990,801.87	1.82	401	1.49	29.14
13.000,01 - 14.000,00	4,123,300.18	1.25	305	1.13	31.77
14.000,01 - 15.000,00	10,462,586.46	3.17	735	2.73	33.82
> 15.000,00	27,020,919.83	8.19	1,864	6.93	39.65
Total	329,944,284.57	100.00	26,904	100.00	16.96

Minimum Down Payment:	19.18
Maximum Down Payment:	82,039.00
Average Down Payment:	5,790.64
Average Down Payment (customers that made a Down Payment):	7,737.34

Compartment German Auto Loans 5
Monthly Investor Report



Rolls-Royce
Motor Cars Limited

Reporting Date	Jan 10, 2019			
Payment Date	Jan 21, 2019			
Period No	27			
Monthly Period	Dec 31, 2018			
Interest Period	From	Dec 20, 2018	to	Jan 21, 2019 = 32 days

15. Borrower Concentration

Portfolio as of: Dec 31, 2018

Borrower (Top 20)	Aggregate Outstanding Principal Balance (in EUR)	Aggregate Outstanding Principal Balance (in % of total)	Number of Contracts	Number of Contracts (in % of total)
1	184,262.61	0.06	4	0.01
2	180,679.75	0.05	4	0.01
3	151,930.22	0.05	2	0.01
4	129,284.14	0.04	1	0.00
5	108,822.98	0.03	1	0.00
6	104,801.99	0.03	1	0.00
7	104,561.06	0.03	3	0.01
8	101,318.10	0.03	1	0.00
9	99,735.07	0.03	1	0.00
10	84,335.41	0.03	1	0.00
11	82,530.13	0.03	2	0.01
12	82,014.32	0.02	1	0.00
13	81,153.07	0.02	1	0.00
14	79,756.05	0.02	2	0.01
15	79,602.41	0.02	4	0.01
16	77,165.11	0.02	1	0.00
17	75,266.42	0.02	2	0.01
18	74,893.38	0.02	5	0.02
19	74,134.87	0.02	1	0.00
20	72,880.62	0.02	2	0.01
Total	2,029,127.71	0.61	40	0.15
Total Portfolio Balance	329,944,284.57			

Compartment German Auto Loans 5
Monthly Investor Report



Reporting Date	Jan 10, 2019			
Payment Date	Jan 21, 2019			
Period No	27			
Monthly Period	Dec 31, 2018			
Interest Period	From	Dec 20, 2018	to	Jan 21, 2019 = 32 days

16. Geographical Distribution

Initial Portfolio

Post code area	Aggregate Principal Balance (in EUR)	Aggregate Principal Balance (in % of total)	Number of Contracts	Number of contracts (in % of total)
post code area 0	62,617,569.26	5.82	3,345	5.56
post code area 1	64,724,058.05	6.02	3,484	5.80
post code area 2	97,006,840.29	9.02	5,418	9.01
post code area 3	98,527,721.89	9.16	5,720	9.52
post code area 4	128,542,597.69	11.95	7,277	12.11
post code area 5	122,357,440.82	11.38	6,987	11.62
post code area 6	136,120,871.07	12.66	7,500	12.48
post code area 7	129,822,542.48	12.07	7,512	12.50
post code area 8	143,826,273.79	13.38	7,707	12.82
post code area 9	91,754,044.41	8.53	5,161	8.59
Total	1,075,299,959.75	100.00	60,111	100.00

Compartment German Auto Loans 5
Monthly Investor Report



Rolls-Royce
Motor Cars Limited

Reporting Date	Jan 10, 2019			
Payment Date	Jan 21, 2019			
Period No	27			
Monthly Period	Dec 31, 2018			
Interest Period	From	Dec 20, 2018	to	Jan 21, 2019 = 32 days

16. Geographical Distribution

Portfolio as of: Dec 31, 2018

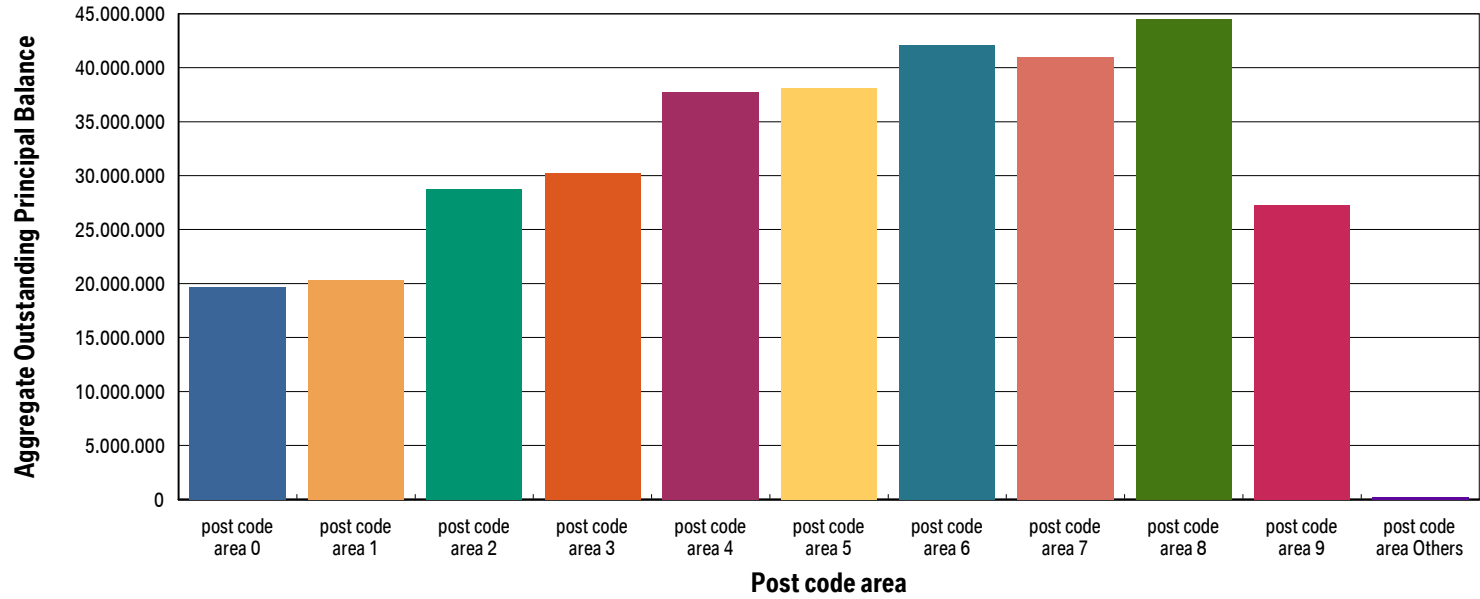
Post code area	Aggregate Outstanding Principal Balance (in EUR)	Aggregate Outstanding Principal Balance (in % of total)	Number of Contracts	Number of Contracts (in % of total)
post code area 0	19,648,553.30	5.96	1,537	5.71
post code area 1	20,300,528.87	6.15	1,632	6.07
post code area 2	28,738,217.07	8.71	2,341	8.70
post code area 3	30,272,400.76	9.18	2,544	9.46
post code area 4	37,724,132.53	11.43	3,184	11.83
post code area 5	38,080,610.86	11.54	3,134	11.65
post code area 6	42,074,190.17	12.75	3,451	12.83
post code area 7	40,981,984.74	12.42	3,363	12.50
post code area 8	44,557,019.95	13.50	3,440	12.79
post code area 9	27,311,365.48	8.28	2,251	8.37
post code area Others	255,280.84	0.08	27	0.10
Total	329,944,284.57	100.00	26,904	100.00

Compartment German Auto Loans 5
Monthly Investor Report



Reporting Date	Jan 10, 2019				
Payment Date	Jan 21, 2019				
Period No	27				
Monthly Period	Dec 31, 2018				
Interest Period	From	Dec 20, 2018	to	Jan 21, 2019	= 32 days

16a. Geographical Distribution (graph)



Compartment German Auto Loans 5
Monthly Investor Report



Rolls-Royce
Motor Cars Limited

Reporting Date	Jan 10, 2019			
Payment Date	Jan 21, 2019			
Period No	27			
Monthly Period	Dec 31, 2018			
Interest Period	From	Dec 20, 2018	to	Jan 21, 2019 = 32 days

17. Car Type & Customer Group

Initial Portfolio

Car Type	Aggregate Principal Balance (in EUR)	Aggregate Principal Balance (in % of total)	Number of Contracts	Number of Contracts (in % of total)
New	501,246,255.90	46.61	21,802	36.27
Used	574,053,703.85	53.39	38,309	63.73
Total	1,075,299,959.75	100.00	60,111	100.00

Customer Group	Aggregate Principal Balance (in EUR)	Aggregate Principal Balance (in % of total)	Number of Contracts	Number of Contracts (in % of total)
Commercial	292,082,204.46	27.16	12,141	20.20
Private Individual	783,217,755.29	72.84	47,970	79.80
Total	1,075,299,959.75	100.00	60,111	100.00

Compartment German Auto Loans 5
Monthly Investor Report



Rolls-Royce
Motor Cars Limited

Reporting Date	Jan 10, 2019			
Payment Date	Jan 21, 2019			
Period No	27			
Monthly Period	Dec 31, 2018			
Interest Period	From	Dec 20, 2018	to	Jan 21, 2019 = 32 days

17. Car Type & Customer Group

Portfolio as of: Dec 31, 2018

Car Type	Aggregate Outstanding Principal Balance (in EUR)	Aggregate Outstanding Principal Balance (in % of total)	Number of Contracts	Number of Contracts (in % of total)
New	153,034,978.88	46.38	9,840	36.57
Used	176,909,305.69	53.62	17,064	63.43
Total	329,944,284.57	100.00	26,904	100.00

Customer Group	Aggregate Outstanding Principal Balance (in EUR)	Aggregate Outstanding Principal Balance (in % of total)	Number of Contracts	Number of Contracts (in % of total)
Commercial	82,611,437.83	25.04	5,030	18.70
Private Individual	247,332,846.74	74.96	21,874	81.30
Total	329,944,284.57	100.00	26,904	100.00

Compartment German Auto Loans 5
Monthly Investor Report



Rolls-Royce
Motor Cars Limited

Reporting Date	Jan 10, 2019			
Payment Date	Jan 21, 2019			
Period No	27			
Monthly Period	Dec 31, 2018			
Interest Period	From	Dec 20, 2018	to	Jan 21, 2019 = 32 days

18. Delinquencies

Initial Portfolio

Days past due	Aggregate Principal Balance (in EUR)	Aggregate Principal Balance (in % of total)	Number of Contracts	Number of Contracts (in % of total)
1 - 30	0.00	0.00	0	0.00
31 - 60	0.00	0.00	0	0.00
61 - 90	0.00	0.00	0	0.00
91 - 120	0.00	0.00	0	0.00
> 120	0.00	0.00	0	0.00
Total	0.00	0.00	0	0.00

Portfolio as of: Dec 31, 2018

Days past due	Aggregate Outstanding Principal Balance (in EUR)	Aggregate Outstanding Principal Balance (in % of total)	Number of Contracts	Number of Contracts (in % of total)
1 - 30	4,967,063.01	1.51	321	1.19
31 - 60	1,180,982.31	0.36	60	0.22
61 - 90	348,315.08	0.11	24	0.09
91 - 120	233,424.13	0.07	16	0.06
> 120	220,972.71	0.07	15	0.06
Total	6,950,757.24	2.11	436	1.62

Compartment German Auto Loans 5
Monthly Investor Report



Rolls-Royce
Motor Cars Limited

Reporting Date	Jan 10, 2019				
Payment Date	Jan 21, 2019				
Period No	27				
Monthly Period	Dec 31, 2018				
Interest Period	From	Dec 20, 2018	to	Jan 21, 2019	= 32 days

18a. Delinquencies Analysis

Monthly Period	Performing (in EUR)	31-60 days past due (in EUR)	61-90 days past due (in EUR)	91-120 days past due (in EUR)	>120 days past due (in EUR)
Oct - 16	1,050,465,864.65	0.00	0.00	0.00	0.00
Nov - 16	1,023,168,246.00	73,694.72	0.00	0.00	0.00
Dec - 16	991,189,256.94	773,609.52	25,355.68	0.00	0.00
Jan - 17	960,589,390.63	716,892.79	322,067.14	25,355.68	0.00
Feb - 17	931,192,969.16	667,682.73	82,782.59	137,186.88	25,355.68
Mar - 17	896,855,587.60	940,464.94	131,588.11	7,876.18	162,542.56
Apr - 17	865,832,054.58	1,118,085.96	444,027.66	75,267.03	145,063.06
May - 17	832,607,506.57	1,061,121.62	423,641.71	307,962.49	119,869.46
June - 17	800,546,797.86	1,036,925.52	602,947.47	289,431.30	210,879.46
July - 17	769,306,387.22	1,259,034.62	545,847.32	367,084.79	309,145.59
Aug - 17	739,845,101.64	1,023,053.29	507,725.30	269,339.21	561,371.65
Sept - 17	712,293,859.88	1,146,323.49	501,842.44	277,873.93	526,390.90
Oct - 17	684,853,799.32	875,518.50	542,497.21	395,360.84	467,685.91
Nov - 17	657,686,184.62	1,155,926.74	419,283.64	248,012.34	523,206.35
Dec - 17	631,240,622.75	1,356,281.63	345,889.66	282,993.91	440,506.51
Jan - 18	604,923,287.18	960,207.97	475,008.65	199,500.54	404,017.84
Feb - 18	578,831,482.33	992,621.09	512,566.25	189,176.77	255,408.35
Mar - 18	550,863,808.86	925,722.88	445,929.54	229,389.94	258,707.73
Apr - 18	522,595,400.35	1,000,695.48	418,552.34	205,905.13	233,707.72
May - 18	496,437,597.26	1,011,294.80	407,669.86	225,203.03	311,238.22
June - 18	468,608,888.67	952,948.61	432,485.51	268,954.09	222,630.27
July - 18	441,572,492.24	919,493.63	371,184.37	273,459.79	307,819.75
Aug - 18	417,906,385.80	878,398.70	344,764.72	252,139.98	329,930.10

Compartment German Auto Loans 5
Monthly Investor Report



Rolls-Royce
 Motor Cars Limited

Reporting Date	Jan 10, 2019				
Payment Date	Jan 21, 2019				
Period No	27				
Monthly Period	Dec 31, 2018				
Interest Period	From	Dec 20, 2018	to	Jan 21, 2019	= 32 days

Sept - 18	395,648,931.17	889,629.56	326,900.62	212,307.43	406,952.41
Oct - 18	372,258,829.52	937,151.72	261,851.62	209,422.17	265,491.51
Nov - 18	349,784,481.90	1,044,454.29	325,791.11	226,880.86	278,283.33
Dec - 18	327,960,590.34	1,180,982.31	348,315.08	233,424.13	220,972.71

Compartment German Auto Loans 5
Monthly Investor Report



Rolls-Royce
Motor Cars Limited

Reporting Date	Jan 10, 2019			
Payment Date	Jan 21, 2019			
Period No	27			
Monthly Period	Dec 31, 2018			
Interest Period	From	Dec 20, 2018	to	Jan 21, 2019 = 32 days

19. Seasoning

Initial Portfolio

Group (in months)	Aggregate Principal Balance (in EUR)	Aggregate Principal Balance (in % of total)	Number of Contracts	Number of Contracts (in % of total)
<= 6	513,461,995.51	47.75	25,739	42.82
> 6 - <= 12	226,923,217.37	21.10	12,091	20.11
> 12 - <= 24	222,568,634.78	20.70	13,792	22.94
> 24 - <= 36	93,678,838.18	8.71	6,697	11.14
> 36 - <= 42	10,978,926.39	1.02	1,006	1.67
> 42 - <= 48	4,808,691.72	0.45	486	0.81
> 48 - <= 53	2,879,655.80	0.27	300	0.50
> 53	0.00	0.00	0	0.00
Total	1,075,299,959.75	100.00	60,111	100.00

WA Seasoning (in months):	10.84
Min (in months):	3.00
Max (in months):	53.00

Compartment German Auto Loans 5
Monthly Investor Report



Rolls-Royce
Motor Cars Limited

Reporting Date	Jan 10, 2019			
Payment Date	Jan 21, 2019			
Period No	27			
Monthly Period	Dec 31, 2018			
Interest Period	From	Dec 20, 2018	to	Jan 21, 2019 = 32 days

19. Seasoning

Portfolio as of: Dec 31, 2018

Group (in months)	Aggregate Outstanding Principal Balance (in EUR)	Aggregate Outstanding Principal Balance (in % of total)	Number of Contracts	Number of Contracts (in % of total)
<= 6	0.00	0.00	0	0.00
> 6 - <= 12	0.00	0.00	0	0.00
> 12 - <= 24	0.00	0.00	0	0.00
> 24 - <= 36	288,759,161.68	87.52	21,932	81.52
> 36 - <= 42	22,274,215.56	6.75	2,656	9.87
> 42 - <= 48	9,316,294.75	2.82	1,056	3.93
> 48 - <= 53	5,506,459.97	1.67	663	2.46
> 53	4,088,152.61	1.24	597	2.22
Total	329,944,284.57	100.00	26,904	100.00

WA Seasoning (in months):	33.43
Min (in months):	30.00
Max (in months):	80.00

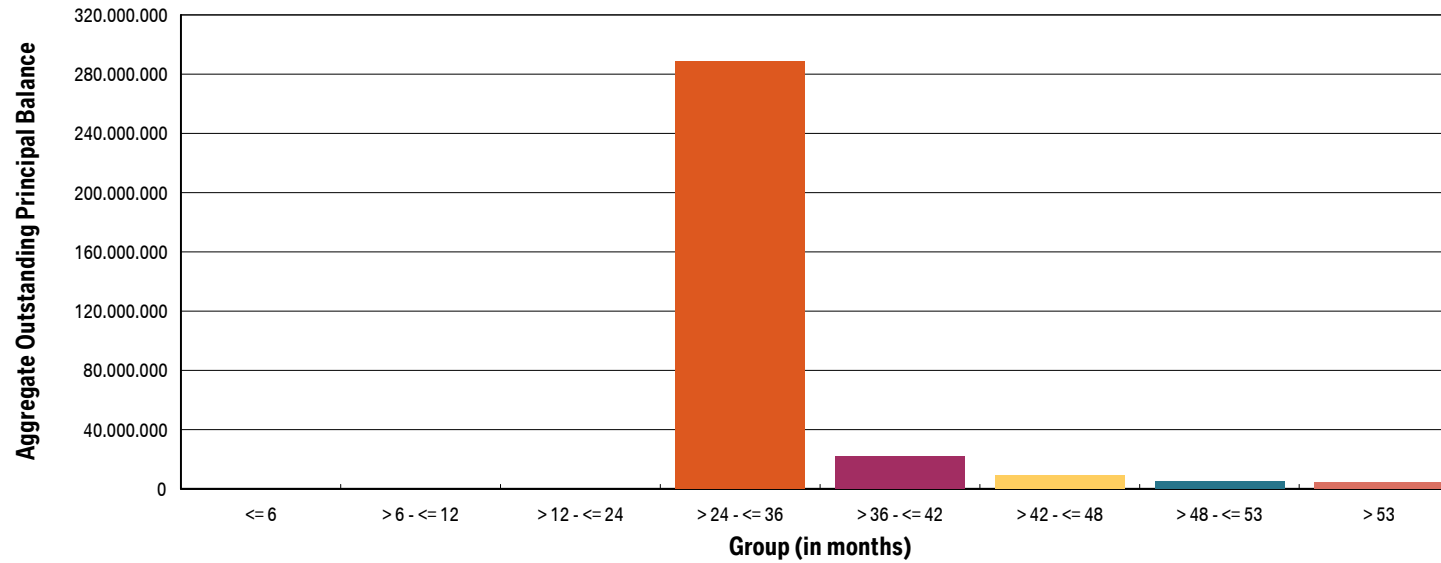
Compartment German Auto Loans 5
Monthly Investor Report



Rolls-Royce
 Motor Cars Limited

Reporting Date	Jan 10, 2019				
Payment Date	Jan 21, 2019				
Period No	27				
Monthly Period	Dec 31, 2018				
Interest Period	From	Dec 20, 2018	to	Jan 21, 2019	= 32 days

19a. Seasoning (graph)



Compartment German Auto Loans 5
Monthly Investor Report



Rolls-Royce
Motor Cars Limited

Reporting Date	Jan 10, 2019			
Payment Date	Jan 21, 2019			
Period No	27			
Monthly Period	Dec 31, 2018			
Interest Period	From	Dec 20, 2018	to	Jan 21, 2019 = 32 days

20. Remaining Term

Initial Portfolio

Group (in months)	Aggregate Principal Balance (in EUR)	Aggregate Principal Balance (in % of total)	Number of Contracts	Number of Contracts (in % of total)
<= 6	20,798,111.35	1.93	2,129	3.54
> 6 - <= 12	62,043,913.58	5.77	5,270	8.77
> 12 - <= 24	216,926,052.89	20.17	14,643	24.36
> 24 - <= 36	461,531,199.46	42.92	23,125	38.47
> 36 - <= 42	68,695,580.55	6.39	3,896	6.48
> 42 - <= 48	86,831,785.01	8.08	4,327	7.20
> 48 - <= 53	45,890,323.30	4.27	2,001	3.33
> 53	112,582,993.61	10.47	4,720	7.85
Total	1,075,299,959.75	100.00	60,111	100.00

WA Remaining Term (in months):	31.83
Min (in months):	3.00
Max (in months):	60.00

Compartment German Auto Loans 5
Monthly Investor Report



Rolls-Royce
Motor Cars Limited

Reporting Date	Jan 10, 2019			
Payment Date	Jan 21, 2019			
Period No	27			
Monthly Period	Dec 31, 2018			
Interest Period	From	Dec 20, 2018	to	Jan 21, 2019 = 32 days

20. Remaining Term

Portfolio as of: Dec 31, 2018

Group (in months)	Aggregate Outstanding Principal Balance (in EUR)	Aggregate Outstanding Principal Balance (in % of total)	Number of Contracts	Number of Contracts (in % of total)
<= 6	174,979,710.00	53.03	16,092	59.81
> 6 - <= 12	15,753,464.67	4.77	1,450	5.39
> 12 - <= 24	68,877,868.45	20.88	5,264	19.57
> 24 - <= 36	70,333,241.45	21.32	4,098	15.23
> 36 - <= 42	0.00	0.00	0	0.00
> 42 - <= 48	0.00	0.00	0	0.00
> 48 - <= 53	0.00	0.00	0	0.00
> 53	0.00	0.00	0	0.00
Total	329,944,284.57	100.00	26,904	100.00

WA Remaining Term (in months):	12.20
Min (in months):	0.00
Max (in months):	33.00

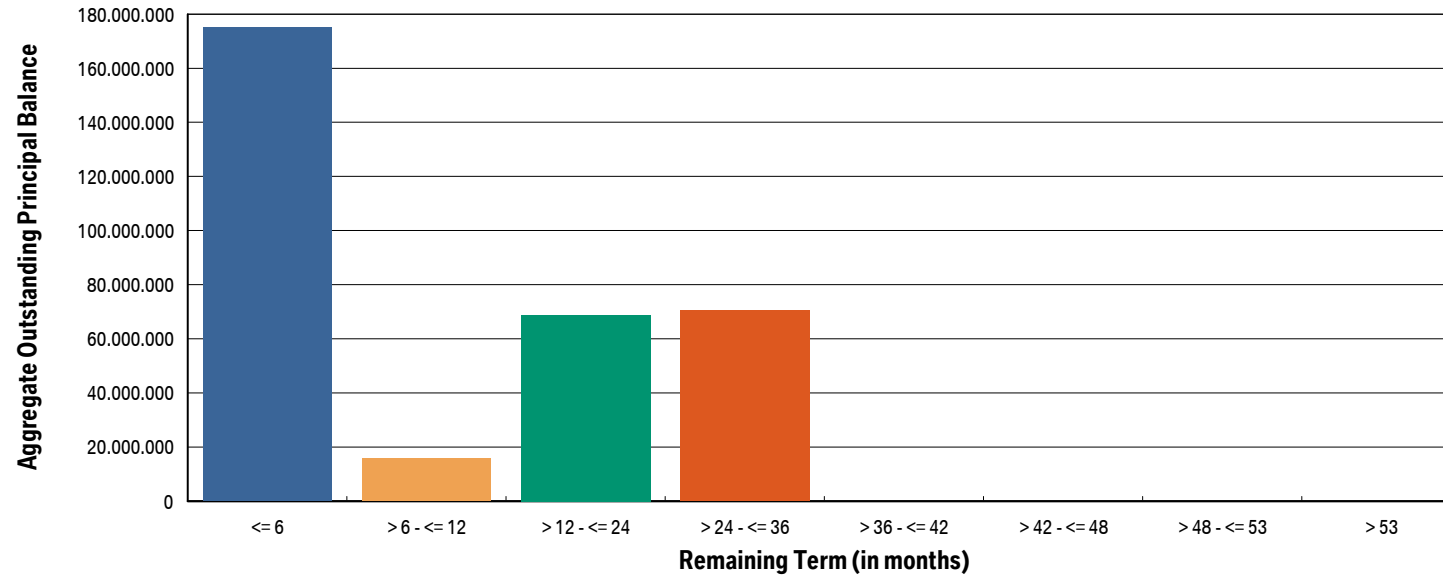
Compartment German Auto Loans 5
Monthly Investor Report



Rolls-Royce
 Motor Cars Limited

Reporting Date	Jan 10, 2019				
Payment Date	Jan 21, 2019				
Period No	27				
Monthly Period	Dec 31, 2018				
Interest Period	From	Dec 20, 2018	to	Jan 21, 2019	= 32 days

20a. Remaining Term (graph)



Compartment German Auto Loans 5
Monthly Investor Report



Rolls-Royce
Motor Cars Limited

Reporting Date	Jan 10, 2019			
Payment Date	Jan 21, 2019			
Period No	27			
Monthly Period	Dec 31, 2018			
Interest Period	From	Dec 20, 2018	to	Jan 21, 2019 = 32 days

21. Original Term

Initial Portfolio

Group (in months)	Aggregate Principal Balance (in EUR)	Aggregate Principal Balance (in % of total)	Number of Contracts	Number of Contracts (in % of total)
<= 6	0.00	0.00	0	0.00
> 6 - <= 12	755,642.02	0.07	247	0.41
> 12 - <= 24	40,304,275.47	3.75	4,425	7.36
> 24 - <= 36	623,602,005.18	57.99	33,569	55.85
> 36 - <= 42	6,532,424.98	0.61	499	0.83
> 42 - <= 48	163,854,877.82	15.24	9,826	16.35
> 48 - <= 53	877,754.24	0.08	56	0.09
> 53	239,372,980.04	22.26	11,489	19.11
Total	1,075,299,959.75	100.00	60,111	100.00

WA Original Term (in months):	42.67
Min (in months):	12.00
Max (in months):	96.00

Compartment German Auto Loans 5
Monthly Investor Report



Rolls-Royce
Motor Cars Limited

Reporting Date	Jan 10, 2019			
Payment Date	Jan 21, 2019			
Period No	27			
Monthly Period	Dec 31, 2018			
Interest Period	From	Dec 20, 2018	to	Jan 21, 2019 = 32 days

22. Vehicle Class

Initial Portfolio

Group	Aggregate Principal Balance (in EUR)	Aggregate Principal Balance (in % of total)	Number of Contracts	Number of Contracts (in % of total)
BMW 1 Series	146,672,405.77	13.64	11,296	18.79
BMW 2 Series	82,922,645.22	7.71	3,480	5.79
BMW 3 Series	164,357,045.23	15.28	10,198	16.97
BMW 4 Series	37,243,190.54	3.46	1,136	1.89
BMW 5 Series	136,534,367.43	12.70	6,542	10.88
BMW 6 Series	12,000,051.05	1.12	318	0.53
BMW 7 Series	20,499,531.87	1.91	703	1.17
BMW X1 Series	74,567,841.28	6.93	4,127	6.87
BMW X3 Series	68,158,284.25	6.34	3,068	5.10
BMW X4 Series	12,984,192.20	1.21	321	0.53
BMW X5 Series	55,219,912.04	5.14	1,733	2.88
BMW X6 Series	23,366,226.03	2.17	602	1.00
BMW Z Series	12,893,256.57	1.20	703	1.17
MINI	122,921,806.64	11.43	8,390	13.96
Non BMW Group Models (incl. Motorcycles)	32,726,810.87	3.04	2,657	4.42
Other BMW Group (incl. Motorcycles)	72,232,392.76	6.72	4,837	8.05
Total	1,075,299,959.75	100.00	60,111	100.00

Compartment German Auto Loans 5
Monthly Investor Report



Rolls-Royce
Motor Cars Limited

Reporting Date	Jan 10, 2019			
Payment Date	Jan 21, 2019			
Period No	27			
Monthly Period	Dec 31, 2018			
Interest Period	From	Dec 20, 2018	to	Jan 21, 2019 = 32 days

22.Vehicle Class

Portfolio as of: Dec 31, 2018

Group	Aggregate Outstanding Principal Balance (in EUR)	Aggregate Outstanding Principal Balance (in % of total)	Number of Contracts	Number of Contracts (in % of total)
BMW 1 Series	44,765,544.87	13.57	5,126	19.05
BMW 2 Series	37,044,817.75	11.23	2,256	8.39
BMW 3 Series	49,034,344.01	14.86	4,347	16.16
BMW 4 Series	13,873,532.68	4.20	609	2.26
BMW 5 Series	42,075,386.88	12.75	2,933	10.90
BMW 6 Series	4,549,909.76	1.38	182	0.68
BMW 7 Series	5,801,023.54	1.76	279	1.04
BMW X1 Series	22,562,140.22	6.84	1,902	7.07
BMW X3 Series	20,858,608.81	6.32	1,409	5.24
BMW X4 Series	4,094,790.18	1.24	150	0.56
BMW X5 Series	16,903,432.36	5.12	732	2.72
BMW X6 Series	7,851,457.03	2.38	292	1.09
BMW Z Series	3,442,787.72	1.04	279	1.04
BMW i Series	378,894.73	0.11	18	0.07
MINI	41,382,319.31	12.54	4,092	15.21
Non BMW Group Models (incl. Motorcycles)	9,460,532.69	2.87	1,068	3.97
Other BMW Group (incl. Motorcycles)	5,864,762.03	1.78	1,230	4.57
Total	329,944,284.57	100.00	26,904	100.00

Compartment German Auto Loans 5
Monthly Investor Report



Reporting Date	Jan 10, 2019			
Payment Date	Jan 21, 2019			
Period No	27			
Monthly Period	Dec 31, 2018			
Interest Period	From	Dec 20, 2018	to	Jan 21, 2019 = 32 days

23. Payment Type

Initial Portfolio:

Group	Aggregate Principal Balance (in EUR)	Aggregate Principal Balance (in % of total)	Number of Contracts	Number of Contracts (in % of total)
Direct debit	1,072,751,732.87	99.76	59,957	99.74
Self payment	2,548,226.88	0.24	154	0.26
Total	1,075,299,959.75	100.00	60,111	100.00

Portfolio as of: Dec 31, 2018

Group	Aggregate Outstanding Principal Balance (in EUR)	Aggregate Outstanding Principal Balance (in % of total)	Number of Contracts	Number of Contracts (in % of total)
Direct debit	321,832,986.45	97.54	25,596	95.14
Self payment	8,111,298.12	2.46	1,308	4.86
Total	329,944,284.57	100.00	26,904	100.00

24. Interest Rates

		Weighted Average Nominal Interest Rate (in %)
Aggregate Principal Balance (Initial)	1,075,299,959.75	3.53
Aggregate Outstanding Principal Balance	329,944,284.57	3.35

Compartment German Auto Loans 5
Monthly Investor Report



Rolls-Royce
Motor Cars Limited

Reporting Date	Jan 10, 2019			
Payment Date	Jan 21, 2019			
Period No	27			
Monthly Period	Dec 31, 2018			
Interest Period	From	Dec 20, 2018	to	Jan 21, 2019 = 32 days

25. Credit Type

Initial Portfolio

Credit Type	Aggregate Principal Balance (in EUR)	Aggregate Principal Balance (in % of total)	Number of Contracts	Number of Contracts (in % of total)
Balloon	1,060,074,871.58	98.58	57,636	95.88
Equal Instalment Loan	15,225,088.17	1.42	2,475	4.12
Total	1,075,299,959.75	100.00	60,111	100.00

Portfolio as of: Dec 31, 2018

Credit Type	Aggregate Outstanding Principal Balance (in EUR)	Aggregate Outstanding Principal Balance (in % of total)	Number of Contracts	Number of Contracts (in % of total)
Balloon	327,909,682.72	99.38	26,236	97.52
Equal Instalment Loan	2,034,601.85	0.62	668	2.48
Total	329,944,284.57	100.00	26,904	100.00

Compartment German Auto Loans 5
Monthly Investor Report



Rolls-Royce
Motor Cars Limited

Reporting Date	Jan 10, 2019			
Payment Date	Jan 21, 2019			
Period No	27			
Monthly Period	Dec 31, 2018			
Interest Period	From	Dec 20, 2018	to	Jan 21, 2019 = 32 days

26. Contracts Per Customer

Initial Portfolio :

Group	Aggregate Principal Balance (in EUR)	Aggregate Principal Balance (in % of total)	Number of Contracts	Number of Contracts (in % of total)
1	1,017,602,889.73	94.63	57,446	95.57
2 - 4	51,656,379.60	4.80	2,379	3.96
5 - 7	2,535,838.20	0.24	133	0.22
8 - 10	1,010,395.69	0.09	34	0.06
> 10	2,494,456.53	0.23	119	0.20
Total	1,075,299,959.75	100.00	60,111	100.00

Portfolio as of: Dec 31, 2018

Group	Aggregate Outstanding Principal Balance (in EUR)	Aggregate Outstanding Principal Balance (in % of total)	Number of Contracts	Number of Contracts (in % of total)
1	322,091,044.73	97.62	26,391	98.09
2 - 4	7,674,414.11	2.33	486	1.81
5 - 7	129,500.16	0.04	15	0.06
8 - 10	49,325.57	0.01	12	0.04
> 10	0.00	0.00	0	0.00
Total	329,944,284.57	100.00	26,904	100.00

Compartment German Auto Loans 5
Monthly Investor Report



Rolls-Royce
Motor Cars Limited

Reporting Date	Jan 10, 2019		
Payment Date	Jan 21, 2019		
Period No	27		
Monthly Period	Dec 31, 2018		
Interest Period	From	Dec 20, 2018	to Jan 21, 2019 = 32 days

27. Amortisation

Initial Portfolio

Period	Principal Balance (in EUR)
	1,075,299,959.75
1	1,060,386,536.06
2	1,045,426,599.52
3	1,026,524,829.90
4	1,007,855,953.55
5	988,686,108.16
6	967,785,992.11
7	946,194,178.56
8	923,515,218.64
9	901,472,839.78
10	878,059,167.42
11	856,341,784.93
12	834,355,646.06
13	811,456,793.04
14	790,219,649.31
15	768,583,336.56
16	747,367,096.70
17	724,682,607.23
18	700,065,405.54
19	673,439,291.74
20	648,989,076.41
21	623,439,136.21
22	596,069,967.45
23	571,980,335.04
24	548,230,253.84
25	524,914,708.88
26	503,309,658.01
27	479,758,473.01
28	459,530,956.11
29	417,248,019.52

Current Portfolio

Period	Principal Balance in EUR	Reduction in EUR
	329,944,284.57	
1	313,300,863.63	16,643,420.94
2	286,501,727.52	26,799,136.11
3	253,093,649.70	33,408,077.82
4	216,872,190.70	36,221,459.00
5	181,810,800.15	35,061,390.55
6	138,992,411.59	42,818,388.56
7	134,136,326.18	4,856,085.41
8	129,536,421.93	4,599,904.25
9	125,015,701.67	4,520,720.26
10	120,318,180.05	4,697,521.62
11	115,765,838.20	4,552,341.85
12	111,447,358.69	4,318,479.51
13	107,273,473.31	4,173,885.38
14	99,233,052.11	8,040,421.20
15	90,283,320.65	8,949,731.46
16	80,514,018.09	9,769,302.56
17	71,532,673.20	8,981,344.89
18	61,992,835.31	9,539,837.89
19	58,989,748.30	3,003,087.01
20	56,294,245.00	2,695,503.30
21	53,715,410.35	2,578,834.65
22	50,698,862.46	3,016,547.89
23	47,735,139.74	2,963,722.72
24	45,150,197.88	2,584,941.86
25	42,459,002.50	2,691,195.38
26	35,722,306.64	6,736,695.86
27	27,003,768.83	8,718,537.81
28	17,968,773.10	9,034,995.73
29	9,234,873.67	8,733,899.43

Compartment German Auto Loans 5
Monthly Investor Report



Reporting Date	Jan 10, 2019			
Payment Date	Jan 21, 2019			
Period No	27			
Monthly Period	Dec 31, 2018			
Interest Period	From	Dec 20, 2018	to	Jan 21, 2019 = 32 days

27. Amortisation

Initial Portfolio

Period	Principal Balance (in EUR)
30	368,110,583.56

Current Portfolio

Period	Principal Balance in EUR	Reduction in EUR
30	9,268.96	9,225,604.71

Compartment German Auto Loans 5
Monthly Investor Report



Rolls-Royce
Motor Cars Limited

Reporting Date	Jan 10, 2019		
Payment Date	Jan 21, 2019		
Period No	27		
Monthly Period	Dec 31, 2018		
Interest Period	From	Dec 20, 2018	to Jan 21, 2019 = 32 days

27. Amortisation

Initial Portfolio

Period	Principal Balance (in EUR)
31	315,883,732.10
32	266,971,426.53
33	207,605,891.99
34	199,995,423.62
35	192,652,298.34
36	185,570,957.79
37	178,252,601.50
38	171,226,550.03
39	164,203,833.86
40	157,860,640.63
41	145,432,969.52
42	132,451,308.60
43	118,294,874.77
44	104,799,700.84
45	91,436,580.53
46	86,948,391.53
47	82,655,660.97
48	78,735,516.85
49	74,089,415.13
50	69,538,105.32
51	65,370,908.76
52	61,561,880.36
53	50,953,560.47
54	38,628,975.62
55	25,461,519.43
56	13,413,160.21
57	13,091.22
58	4,532.28
59	1,245.01
60	0.00

Current Portfolio

Period	Principal Balance in EUR	Reduction in EUR
31	3,377.28	5,891.68
32	966.00	2,411.28
33	0.00	966.00
34	0.00	0.00
35	0.00	0.00
36	0.00	0.00
37	0.00	0.00
38	0.00	0.00
39	0.00	0.00
40	0.00	0.00
41	0.00	0.00
42	0.00	0.00
43	0.00	0.00
44	0.00	0.00
45	0.00	0.00
46	0.00	0.00
47	0.00	0.00
48	0.00	0.00
49	0.00	0.00
50	0.00	0.00
51	0.00	0.00
52	0.00	0.00
53	0.00	0.00
54	0.00	0.00
55	0.00	0.00
56	0.00	0.00
57	0.00	0.00
58	0.00	0.00
59	0.00	0.00
60	0.00	0.00

Compartment German Auto Loans 5
Monthly Investor Report



Reporting Date	Jan 10, 2019			
Payment Date	Jan 21, 2019			
Period No	27			
Monthly Period	Dec 31, 2018			
Interest Period	From	Dec 20, 2018	to	Jan 21, 2019 = 32 days

28. Priority of Payments

Priority of Payments*

Available Distribution Amount	+	27,912,190.30
Taxes	-	0.00
Trustee Payment	-	0.00
Senior Expenses	-	3,018.53
Swap Net Payment	-	0.00
Class A Interest	-	6,300.00
Class B Interest	-	66,934.17
Cash Reserve	-	5,380,000.00
Principal Class A	-	22,455,937.60
Principal Class B	-	0.00
Swap Termination Event	-	0.00
Subordinated Loan Interest	-	0.00
Subordinated Loan Principal	-	0.00
Seller	-	0.00

*all Amounts in EUR

Compartment German Auto Loans 5
Monthly Investor Report



Rolls-Royce
Motor Cars Limited

Reporting Date	Jan 10, 2019			
Payment Date	Jan 21, 2019			
Period No	27			
Monthly Period	Dec 31, 2018			
Interest Period	From	Dec 20, 2018	to	Jan 21, 2019 = 32 days

29. Transaction costs

	Class A	Class B	Subordinated Loan	Total
Senior Expenses				3,018.53
Interest accrued for the Period (in EUR)	6,300.00	66,934.17	4,213.14	77,447.31
Interest payments for the Period (in EUR)	6,300.00	66,934.17	0.00	73,234.17
Cumulative Interest Payments (in EUR)	390,100.00	1,721,448.36	0.00	2,111,548.36
Unpaid Interest for the Period (in EUR)	0.00	0.00	4,213.14	4,213.14
Cumulative Unpaid Interest (in EUR)	0.00	0.00	108,118.88	108,118.88

Compartment German Auto Loans 5
Monthly Investor Report



Rolls-Royce
Motor Cars Limited

Reporting Date	Jan 10, 2019			
Payment Date	Jan 21, 2019			
Period No	27			
Monthly Period	Dec 31, 2018			
Interest Period	From	Dec 20, 2018	to	Jan 21, 2019 = 32 days

30. Ratings

		Fitch	S&P	Moody's	DBRS
Notes - current ratings					
	Class A	AAA	N/A	Aaa	N/A
	Class B	N/A	N/A	N/A	N/A

			Fitch	S&P	Moody's	DBRS	Trigger Breached
Transaction Parties - current ratings							
	BMW AG	long term	N/A	A+	A1	A	no
		short term	N/A	A-1	P-1	N/A	no
Issuer Account Bank:	Elavon Financial Services Limited, UK Branch	long term	AA-	AA-	Aa2	N/A	no
		short term	F1+	A-1+	P-1	N/A	no
Swap Provider:	Lloyds Bank PLC	long term	A+	A	Aa3	A	no
		short term	F1	A-1	P-1	R-1 M	no
Calculation Agent:	Elavon Financial Services Limited, UK Branch	long term	AA-	AA-	Aa2	N/A	no
		short term	F1+	A-1+	P-1	N/A	no
Trustee:	U.S. Bank Trustees Limited	long term	AA-	A+	A1	N/A	no
		short term	F1+	A-1	P-1	N/A	no

			Fitch	S&P	Moody's	DBRS
Transaction Parties - required ratings						
	BMW AG	long term	N/A	N/A	A2	N/A
		short term	N/A	N/A	P-1	N/A
Issuer Account Bank:	Elavon Financial Services Limited, UK Branch	long term	A	N/A	A2	N/A
		short term	F1	N/A	P-1	N/A
Swap Provider:	Lloyds Bank PLC	long term	A	N/A	Baa1	N/A
		short term	F1	N/A	N/A	N/A

Compartment German Auto Loans 5
Monthly Investor Report



Rolls-Royce
 Motor Cars Limited

Reporting Date	Jan 10, 2019			
Payment Date	Jan 21, 2019			
Period No	27			
Monthly Period	Dec 31, 2018			
Interest Period	From	Dec 20, 2018	to	Jan 21, 2019 = 32 days

31. Swap counterparty data

Swap counterparty data	
Swap counterparty provider	Lloyds Bank PLC
Swap termination event	No

Swap data	
Swap type	Fixed floating interest rate swap
Notional amount (in EUR)	228,051,696.94
Fixed rate (in %)	-0.4119
Floating rate (Euribor in %)	-0.3690
Net swap payments (in EUR) (- from SPV / + to SPV)	3,477.78