

Bavarian Sky S.A., Compartment German Auto Loans 5

Monthly Investor Report - October 2018

Compartment German Auto Loans 5

Monthly Investor Report



Cover Sheet Monthly Investor Report

Index

1. Contact Information
2. Reporting Contact Details
3. Counterparty History
4. Overview Dates
5. Portfolio information
6. Reserves
7. Performance data
8. Defaulted Amount & Recovery Amount
9. Defaulted Amount & Recovery Amount - Loan Level Data
10. Outstanding Note Balance
11. Original Principal Balance
12. Aggregate Principal Balance
13. Aggregate Outstanding Principal Balance
14. Down Payments
15. Borrower Concentration
16. Geographical Distribution
17. Object Type
18. Delinquencies
19. Seasoning
20. Remaining Term
21. Original Term
22. Vehicle Class
23. Payment Type
24. Interest Rates
25. Credit Type
26. Contracts per Customer
27. Amortisation
28. Priority of Payments
29. Transaction Costs
30. Ratings
31. Swap Counterparties

Reporting Date	Nov 09, 2018
Payment Date	Nov 20, 2018
Period No	25
Monthly Period	Oct 31, 2018
Interest Period	From Oct 22, 2018 to Nov 20, 2018 = 29 days

**Compartment German Auto Loans 5
Monthly Investor Report**



Reporting Date	Nov 09, 2018
Payment Date	Nov 20, 2018
Period No	25
Monthly Period	Oct 31, 2018
Interest Period	From Oct 22, 2018 to Nov 20, 2018 = 29 days

1. Contact Information

Transaction Parties

Issuer:

Bavarian Sky S.A.
Acting in respect of its Compartment German Auto Loans 5
2a, rue Nicolas Bové
L-1253 Luxembourg
Luxembourg
Attn.: Valérie Schleimer
valerie.schleimer@intertrustgroup.com
+352 26 44 91

Corporate Administrator:

Intertrust (Luxembourg) S.à r.l.
6, Rue Euqène Ruppert
L-2453 Luxembourg
Luxembourg
Attn.: Valérie Schleimer
valerie.schleimer@intertrustgroup.com
+352 26 44 91

Originator/Service:

BMW Bank GmbH
Heidemannstrasse 164
80939 Munich
Germany
Attn.: Antoun Zakhour
abs.bmwgroup@bmw.de
+49-89-382-61467
Attn.: Michael Dalchow
abs.bmwgroup@bmw.de
+49-89-382-53070

Compartment German Auto Loans 5
Monthly Investor Report



Reporting Date	Nov 09, 2018
Payment Date	Nov 20, 2018
Period No	25
Monthly Period	Oct 31, 2018
Interest Period	From Oct 22, 2018 to Nov 20, 2018 = 29 days

1. Contact Information

Transaction Parties

**Calculation Agent/Paying Agent/
Interest Determination Agent:**

Elavon Financial Services Limited, UK Branch
125 Old Broad Street, 5th Floor
EC2N 1AR London
United Kingdom
Attn.: Structured Finance Relationship Management
mbs.relationship.management@usbank.com

Trustee:

U.S. Bank Trustees Limited
125 Old Broad Street 5th Floor
EC2N 1AR London
United Kingdom
Attn.: Structured Finance Relationship Management
mbs.relationship.management@usbank.com; chris.yates1@usbank.com
+44 207 330 2144

Issuer Account Bank:

Elavon Financial Services Limited, UK Branch
125 Old Broad Street, 5th Floor
EC2N 1AR London
United Kingdom
Attn.: Structured Finance Relationship Management
mbs.relationship.management@usbank.com

Compartment German Auto Loans 5

Monthly Investor Report



Reporting Date	Nov 09, 2018
Payment Date	Nov 20, 2018
Period No	25
Monthly Period	Oct 31, 2018
Interest Period	From Oct 22, 2018 to Nov 20, 2018 = 29 days

1. Contact Information

Transaction Parties

Data Trustee:

Intertrust Trustees Limited

35 Great St. Helen's
EC3A 6AP London
United Kingdom
Attn.: The Directors
IntertrustTrustees-uk@intertrustgroup.com
+44 20 73986300

Swap Counterparty:

Lloyds Bank PLC

10 Gresham Street
EC2V 7AE London
United Kingdom
WMTT-IRPConfirmations@lloydsbanking.com

Rating Agencies:

Fitch Ratings Ltd

30 North Colonnade, Canary Wharf
E14 5GN London
United Kingdom
ABSsurveillance@fitchratings.com

Moody's Investors Service Limited

One Canada Square, Canary Wharf
E14 5FH London
United Kingdom
monitor.abs@moodys.com

Compartment German Auto Loans 5
Monthly Investor Report



Reporting Date	Nov 09, 2018
Payment Date	Nov 20, 2018
Period No	25
Monthly Period	Oct 31, 2018
Interest Period	From Oct 22, 2018 to Nov 20, 2018 = 29 days

2. Reporting Contact Details

Contact for Servicer Report (Portfolio related information in Investor Report)

Contact for Investor Reporting:

BMW Bank GmbH
Heidemannstrasse 164
80939 Munich
Germany

Attn.: Antoun Zakhour
abs.bmwgroup@bmw.de
+49-89-382-61467

Attn.: Michael Dalchow
abs.bmwgroup@bmw.de
+49-89-382-53070

Calculation Agent:

Elavon Financial Services Limited, UK Branch
125 Old Broad Street, 5th Floor
EC2N 1AR London
United Kingdom
Attn. Structured Finance Relationship Management
mbs.relationship.management@usbank.com

Compartment German Auto Loans 5
Monthly Investor Report



3. Counterparty History

Replacement Party to be added if applicable

Reporting Date	Nov 09, 2018
Payment Date	Nov 20, 2018
Period No	25
Monthly Period	Oct 31, 2018
Interest Period	From Oct 22, 2018 to Nov 20, 2018 = 29 days

Compartment German Auto Loans 5
Monthly Investor Report



Reporting Date	Nov 09, 2018		
Payment Date	Nov 20, 2018		
Period No	25		
Monthly Period	Oct 31, 2018		
Interest Period	From	Oct 22, 2018	to Nov 20, 2018 = 29 days

4. Overview Dates

Initial Cut-Off Date:	30/09/2016		
Issue Date:	20/10/2016	Legal Maturity Date:	20/10/2023
Reporting Date	09/11/2018		
Investor Reporting Date	16/11/2018		
Interest Determination Date	18/10/2018		
Reporting Frequency:	monthly		
Monthly Period No. (since Issue Date):	25	(since Issue Date)	
Payment Date:	20/11/2018		
Next Payment Date	20/12/2018		
Monthly Period:	01/10/2018	until	31/10/2018

Compartment German Auto Loans 5

Monthly Investor Report



Reporting Date	Nov 09, 2018		
Payment Date	Nov 20, 2018		
Period No	25		
Monthly Period	Oct 31, 2018		
Interest Period	From	Oct 22, 2018	to Nov 20, 2018 = 29 days

5. Portfolio information

	current period	prior period
Outstanding receivables in EUR	Aggregate outstanding principal balance	Aggregate outstanding principal balance
Beginning of period in EUR	397,484,721.19	419,711,619.30
Scheduled principal payments in EUR	14,827,763.63	15,116,479.80
Prepayment* principal in EUR	7,851,011.13	6,379,270.65
Prepayments* number of contracts	545	431
Repurchases* principal in EUR	676,590.80	620,926.06
Repurchases* number of contracts	43	37
Total principal collections in EUR	23,355,365.56	22,116,676.51
Total interest collections in EUR	1,091,630.57	1,160,731.16
Defaulted Amounts in EUR	196,609.09	110,221.60
Late Recoveries in EUR	34,606.43	6,917.21
End of Period in EUR	373,932,746.54	397,484,721.19
Current prepayment rate (annualised) in %	22.02	17.36

* Prepayments are defined as all contracts that are early settled by the borrower and repurchases are defined as all contracts that are repurchased due to modification of contract.

Compartment German Auto Loans 5
Monthly Investor Report



Reporting Date	Nov 09, 2018			
Payment Date	Nov 20, 2018			
Period No	25			
Monthly Period	Oct 31, 2018			
Interest Period	From	Oct 22, 2018	to	Nov 20, 2018 = 29 days

6. Reserves

Aggregate outstanding notes balance

Initial outstanding notes balance in EUR 1,075,300,000.00

Cash Reserve	in EUR
Outstanding cash reserve beginning of period	5,380,000.00
Interest on cash reserve - previous period	0.00
Required cash reserve	5,380,000.00
Outstanding cash reserve end of period	5,380,000.00

Triggers*								
Reserves	Current ratio	Trigger	Required Rating BMW AG				Trigger Breach	
			Fitch	S&P	Moody's	DBRS		
Commingling Reserve			Long Term	A	N/A	A2	N/A	no
			Short Term	F1	N/A	P-1	N/A	no

* Breach of one of these triggers in conjunction with any other event as set out in the Servicing Agreement and / or the Receivables Purchase Agreement will oblige BMW Bank GmbH to post additional cash collateral. The Reserves will be adjusted on a monthly basis and shall be deposited in the Issuer Account and exclusively reserved to cover risks.

Commingling Reserve	in EUR
Outstanding Commingling Reserve end of period	0.00

Set-Off Risk (current ratio): 0,00%

Compartment German Auto Loans 5

Monthly Investor Report



Reporting Date	Nov 09, 2018		
Payment Date	Nov 20, 2018		
Period No	25		
Monthly Period	Oct 31, 2018		
Interest Period	From	Oct 22, 2018	to Nov 20, 2018 = 29 days

7. Performance data

Aggregate outstanding notes balance

Beginning of period (in EUR)	350,984,609.92
End of period (in EUR)	326,574,493.69

Ratios

31- 60 days past due	(in EUR)	(in %)
31- 60 days past due period before previous period	878,398.70	0.21
31- 60 days past due previous period	889,629.56	0.22
31- 60 days past due current period	937,151.72	0.25

61- 90 days past due	(in EUR)	(in %)
61- 90 days past due period before previous period	344,764.72	0.08
61- 90 days past due previous period	326,900.62	0.08
61- 90 days past due current period	261,851.62	0.07

Cumulative net loss ratio	Current ratio
Cumulative net loss ratio (in %)	0.29

Compartment German Auto Loans 5
Monthly Investor Report



Reporting Date	Nov 09, 2018		
Payment Date	Nov 20, 2018		
Period No	25		
Monthly Period	Oct 31, 2018		
Interest Period	From	Oct 22, 2018	to Nov 20, 2018 = 29 days

7. Performance data

Performance data	
Number of contracts being 31 - 60 days delinquent	53
Number of contracts being 61 - 90 days delinquent	18
Balance of contracts being 31 - 60 days delinquent (in EUR)	937,151.72
Balance of contracts being 61 - 90 days delinquent (in EUR)	261,851.62
Defaulted amounts (in EUR)	196,609.09
Cumulative defaulted amounts (in EUR)	3,105,745.89
Recoveries (in EUR)	137,231.46
Cumulative recoveries (in EUR)	3,704,393.80

Compartment German Auto Loans 5
Monthly Investor Report



Reporting Date	Nov 09, 2018			
Payment Date	Nov 20, 2018			
Period No	25			
Monthly Period	Oct 31, 2018			
Interest Period	From	Oct 22, 2018	to	Nov 20, 2018 = 29 days

8. Defaulted Amount & Recovery Amount
(as at end of Monthly Period)

Collection Period	No. of Defaulted Agreements in Collection Period	Defaulted Amount in Collection Period (in EUR)	Cumulative Defaulted Amount since Initial Cut-Off Date (in EUR)	Cumulative Amount of Purchased Receivables (in EUR)	Cumulative Default Ratio (in %)	Recovery Amount in Collection Period (in EUR)	Cumulative Recoveries since Initial Cut-Off Date (in EUR)	Cumulative Net Losses (in EUR)	Cumulative Net Loss Ratio (in %)
Sept - 16	0	n/a	n/a	1,075,299,960.00	n/a	n/a	n/a	n/a	n/a
Oct - 16	12	54.97	54.97	1,075,299,960.00	0.00	0.00	0.00	55.00	0.00
Nov - 16	9	47.02	101.99	1,075,299,960.00	0.00	0.00	0.00	102.00	0.00
Dec - 16	18	49,451.84	49,553.83	1,075,299,960.00	0.00	419.76	419.76	49,134.00	0.00
Jan - 17	20	64,574.57	114,128.40	1,075,299,960.00	0.01	46,042.72	46,462.48	67,666.00	0.01
Feb - 17	19	128,515.72	242,644.12	1,075,299,960.00	0.02	85,561.07	132,023.55	110,621.00	0.01
Mar - 17	34	190,843.53	433,487.65	1,075,299,960.00	0.04	121,239.60	253,263.15	180,225.00	0.02
Apr - 17	17	130,432.12	563,919.77	1,075,299,960.00	0.05	84,685.97	337,949.12	225,971.00	0.02
May - 17	25	158,809.81	722,729.58	1,075,299,960.00	0.07	103,854.85	441,803.97	280,926.00	0.03
June - 17	25	337,181.73	1,059,911.31	1,075,299,960.00	0.10	164,290.18	606,094.15	453,817.00	0.04
July - 17	23	283,651.22	1,343,562.53	1,075,299,960.00	0.12	205,426.21	811,520.36	532,042.00	0.05
Aug - 17	32	357,283.94	1,700,846.47	1,075,299,960.00	0.16	214,193.98	1,025,714.34	675,132.00	0.06
Sept - 17	37	362,834.88	2,063,681.35	1,075,299,960.00	0.19	180,755.82	1,206,470.16	857,211.00	0.08
Oct - 17	36	299,389.29	2,363,070.64	1,075,299,960.00	0.22	107,556.17	1,314,026.33	1,049,044.00	0.10
Nov - 17	33	444,395.95	2,807,466.59	1,075,299,960.00	0.26	160,879.94	1,474,906.27	1,332,560.00	0.12
Dec - 17	33	412,367.37	3,219,833.96	1,075,299,960.00	0.30	194,108.59	1,669,014.86	1,550,819.00	0.14
Jan - 18	32	451,295.14	3,671,129.10	1,075,299,960.00	0.34	235,162.92	1,904,177.78	1,766,951.00	0.16
Feb - 18	29	574,350.31	4,245,479.41	1,075,299,960.00	0.39	326,748.35	2,230,926.13	2,014,553.00	0.19
Mar - 18	40	497,542.60	4,743,022.01	1,075,299,960.00	0.44	328,291.40	2,559,217.53	2,183,804.00	0.20
Apr - 18	33	466,515.32	5,209,537.33	1,075,299,960.00	0.48	253,070.90	2,812,288.43	2,397,249.00	0.22
May - 18	22	271,883.37	5,481,420.70	1,075,299,960.00	0.51	158,270.91	2,970,559.34	2,510,861.00	0.23
June - 18	45	289,428.15	5,770,848.85	1,075,299,960.00	0.54	151,427.75	3,121,987.09	2,648,862.00	0.25
July - 18	28	211,579.61	5,982,428.46	1,075,299,960.00	0.56	147,862.32	3,269,849.41	2,712,579.00	0.25
Aug - 18	24	233,493.82	6,215,922.28	1,075,299,960.00	0.58	147,157.67	3,417,007.08	2,798,915.00	0.26
Sept - 18	24	260,376.86	6,476,299.14	1,075,299,960.00	0.60	150,155.26	3,567,162.34	2,909,137.00	0.27
Oct - 18	36	333,840.55	6,810,139.69	1,075,299,960.00	0.63	137,231.46	3,704,393.80	3,105,746.00	0.29

Compartment German Auto Loans 5
Monthly Investor Report



Reporting Date	Nov 09, 2018		
Payment Date	Nov 20, 2018		
Period No	25		
Monthly Period	Oct 31, 2018		
Interest Period	From	Oct 22, 2018	to Nov 20, 2018 = 29 days

9. Defaulted Amount & Recovery Amount - Loan Level Data*

	Month / Year of Default	Month / Year of Loan Origination	Principal Balance (Initial in EUR)	Principal Balance of Loan at Default (in EUR)	Recovery Total (in EUR)	Principal Balance End of Period (in EUR)	Object Type (new / used)	Vehicle Series	Customer Type (private / commercial)	Out of Deal (Month / Year)
1	Dec - 16	June - 16	50,214.58	49,378.14	2,609.96	46,768.18	Used	3 Series	Private	
2	Jan - 17	Dec - 13	37,533.92	37,141.54	20,598.75	16,542.79	New	5 Series	Commercial	
3	Jan - 17	Feb - 16	9,407.79	9,277.96	7,667.10	1,610.86	Used	Other BMW Group	Private	
4	Feb - 17	Sept - 15	20,895.96	20,424.93	16,243.70	4,181.23	Used	X1 Series	Commercial	
5	Feb - 17	Oct - 15	13,219.89	12,926.80	11,863.12	1,063.68	Used	1 Series	Private	
6	Feb - 17	Sept - 14	39,217.65	38,490.19	20,228.27	18,261.92	Used	5 Series	Commercial	
7	Feb - 17	Mar - 16	16,955.66	16,211.03	9,535.00	6,676.03	Used	Non BMW Group (incl. Motorcycles)	Commercial	
8	Feb - 17	Oct - 15	21,138.28	20,923.75	20,923.75	0.00	New	1 Series	Commercial	
9	Apr - 17	Dec - 14	72,265.28	69,328.43	47,918.19	21,410.24	New	X6 Series	Commercial	
10	Apr - 17	May - 16	19,354.35	18,812.95	11,075.30	7,737.65	Used	3 Series	Commercial	
11	Apr - 17	Dec - 15	10,263.99	9,400.14	6,328.88	3,071.26	Used	Non BMW Group (incl. Motorcycles)	Private	
12	May - 17	June - 16	12,239.94	11,316.41	11,316.41	0.00	Used	7 Series	Private	
13	May - 17	Dec - 13	30,939.40	29,096.99	15,021.94	14,075.05	Used	X5 Series	Commercial	
14	May - 17	May - 16	7,967.79	2,981.83	-4,866.30	7,848.13	New	Other BMW Group	Commercial	
15	May - 17	Aug - 14	14,805.44	13,976.85	10,730.43	3,246.42	Used	6 Series	Commercial	
16	May - 17	June - 16	37,479.63	37,479.63	37,479.63	0.00	New	X6 Series	Commercial	
17	May - 17	May - 16	7,967.79	3,981.83	945.52	3,036.31	New	Other BMW Group	Commercial	
18	May - 17	Apr - 16	31,209.66	30,763.97	30,763.97	0.00	New	X4 Series	Commercial	
19	June - 17	May - 15	28,439.84	28,439.84	4,558.07	23,881.77	Used	Non BMW Group (incl. Motorcycles)	Commercial	
20	June - 17	Feb - 15	23,749.38	22,434.13	13,380.38	9,053.75	New	2 Series	Commercial	
21	June - 17	July - 15	53,260.26	53,260.26	48,913.54	4,346.72	New	X6 Series	Commercial	
22	June - 17	July - 14	25,655.94	23,870.83	13,528.33	10,342.50	Used	3 Series	Private	
23	June - 17	July - 14	30,519.03	28,197.29	22,255.60	5,941.69	New	4 Series	Commercial	
24	June - 17	Feb - 16	28,068.62	26,141.99	10,814.75	15,327.24	Used	5 Series	Commercial	
25	June - 17	July - 12	17,886.90	16,100.09	13,633.04	2,467.05	Used	X5 Series	Commercial	
26	June - 17	Apr - 15	47,354.02	43,173.15	22,660.95	20,512.20	New	5 Series	Private	
27	June - 17	Dec - 14	7,454.45	7,206.10	3,438.15	3,767.95	Used	1 Series	Commercial	
28	July - 17	Dec - 15	18,773.22	17,757.38	10,002.21	7,755.17	Used	1 Series	Private	
29	July - 17	Feb - 15	29,623.81	28,096.33	22,411.31	5,685.02	Used	X6 Series	Commercial	
30	July - 17	May - 16	23,714.19	9,659.50	-200.00	9,859.50	Used	X5 Series	Commercial	

Compartment German Auto Loans 5
Monthly Investor Report



Reporting Date	Nov 09, 2018		
Payment Date	Nov 20, 2018		
Period No	25		
Monthly Period	Oct 31, 2018		
Interest Period	From	Oct 22, 2018	to Nov 20, 2018 = 29 days

9. Defaulted Amount & Recovery Amount - Loan Level Data*

	Month / Year of Default	Month / Year of Loan Origination	Principal Balance (Initial in EUR)	Principal Balance of Loan at Default (in EUR)	Recovery Total (in EUR)	Principal Balance End of Period (in EUR)	Object Type (new / used)	Vehicle Series	Customer Type (private / commercial)	Out of Deal (Month / Year)
31	July - 17	Mar - 16	20,437.23	19,245.85	11,519.26	7,726.59	Used	5 Series	Commercial	
32	July - 17	May - 14	25,899.70	22,810.32	22,810.32	0.00	New	Non BMW Group (incl. Motorcycles)	Commercial	
33	July - 17	Feb - 15	17,783.63	16,238.55	10,472.37	5,766.18	Used	5 Series	Commercial	
34	July - 17	Nov - 13	6,030.73	3,356.67	3,356.67	0.00	Used	1 Series	Private	
35	July - 17	June - 16	35,891.38	35,359.01	24,314.19	11,044.82	Used	5 Series	Commercial	
36	Aug - 17	May - 16	20,268.65	13,830.20	13,830.20	0.00	Used	MINI	Commercial	
37	Aug - 17	Feb - 16	14,474.76	13,299.48	9,325.71	3,973.77	Used	5 Series	Commercial	
38	Aug - 17	June - 16	44,500.80	40,653.18	23,566.74	17,086.44	New	4 Series	Commercial	
39	Aug - 17	Sept - 14	21,288.51	19,962.24	14,093.97	5,868.27	New	MINI	Commercial	
40	Aug - 17	Sept - 15	5,611.49	4,984.31	4,314.83	669.48	Used	Other BMW Group	Private	
41	Aug - 17	Apr - 16	27,142.23	7,095.51	122.54	6,972.97	Used	5 Series	Commercial	
42	Aug - 17	June - 16	75,103.42	4,889.40	0.00	4,889.40	New	4 Series	Private	
43	Aug - 17	Dec - 13	45,098.59	30,044.34	-1,695.72	31,740.06	Used	7 Series	Commercial	
44	Aug - 17	Feb - 16	8,380.82	8,066.71	0.00	8,066.71	Used	3 Series	Private	
45	Sept - 17	Mar - 16	23,634.57	7,441.65	-86.88	7,528.53	Used	X1 Series	Commercial	
46	Sept - 17	Nov - 15	62,549.55	60,266.42	60,266.42	0.00	New	4 Series	Commercial	
47	Sept - 17	Dec - 13	6,990.37	5,820.38	1,236.84	4,583.54	Used	3 Series	Private	
48	Sept - 17	Mar - 16	13,697.91	12,883.90	8,495.32	4,388.58	Used	1 Series	Commercial	
49	Sept - 17	Apr - 16	45,516.89	22,796.82	-447.80	23,244.62	New	4 Series	Commercial	
50	Sept - 17	June - 16	37,788.81	35,391.13	16,011.86	19,379.27	New	2 Series	Private	
51	Sept - 17	Aug - 14	29,769.84	8,362.17	-155.20	8,517.37	New	BMW Series	Commercial	
52	Sept - 17	May - 14	5,584.08	1,673.03	-86.24	1,759.27	Used	MINI	Private	
53	Sept - 17	May - 16	25,096.67	12,123.75	4,985.82	7,137.93	Used	3 Series	Private	
54	Sept - 17	Apr - 16	30,148.83	28,054.96	24,304.75	3,750.21	New	X1 Series	Commercial	
55	Sept - 17	Sept - 15	40,465.33	36,751.37	20,092.42	16,658.95	New	5 Series	Commercial	
56	Sept - 17	Apr - 15	12,740.25	12,262.82	6,568.82	5,694.00	Used	1 Series	Commercial	
57	Sept - 17	Aug - 15	12,050.65	11,235.55	5,700.00	5,535.55	Used	3 Series	Private	
58	Sept - 17	May - 16	20,552.26	20,168.41	11,664.82	8,503.59	Used	3 Series	Private	
59	Oct - 17	May - 16	31,906.83	30,209.70	16,354.51	13,855.19	Used	5 Series	Commercial	
60	Oct - 17	Feb - 14	15,722.48	14,746.67	10,452.00	4,294.67	Used	X1 Series	Private	

Compartment German Auto Loans 5
Monthly Investor Report



Reporting Date	Nov 09, 2018		
Payment Date	Nov 20, 2018		
Period No	25		
Monthly Period	Oct 31, 2018		
Interest Period	From	Oct 22, 2018	to Nov 20, 2018 = 29 days

9. Defaulted Amount & Recovery Amount - Loan Level Data*

	Month / Year of Default	Month / Year of Loan Origination	Principal Balance (Initial in EUR)	Principal Balance of Loan at Default (in EUR)	Recovery Total (in EUR)	Principal Balance End of Period (in EUR)	Object Type (new / used)	Vehicle Series	Customer Type (private / commercial)	Out of Deal (Month / Year)
61	Oct - 17	Feb - 16	41,256.45	39,383.88	26,023.39	13,360.49	Used	6 Series	Commercial	
62	Oct - 17	May - 16	14,975.62	12,483.29	12,483.29	0.00	Used	3 Series	Private	
63	Oct - 17	May - 16	4,315.55	3,694.59	0.00	3,694.59	Used	Non BMW Group (incl. Motorcycles)	Private	
64	Oct - 17	May - 15	11,725.53	7,492.17	3,150.26	4,341.91	Used	Non BMW Group (incl. Motorcycles)	Commercial	
65	Oct - 17	Dec - 14	26,962.99	10,003.27	-13.26	10,016.53	Used	5 Series	Commercial	
66	Oct - 17	May - 13	8,540.59	4,285.60	4,285.60	0.00	Used	3 Series	Private	
67	Oct - 17	June - 16	13,207.18	11,285.30	7,575.21	3,710.09	Used	Non BMW Group (incl. Motorcycles)	Commercial	
68	Oct - 17	July - 14	19,420.84	18,725.55	-180.00	18,905.55	New	1 Series	Commercial	
69	Oct - 17	Apr - 16	13,681.66	12,811.23	8,398.56	4,412.67	New	Other BMW Group	Private	
70	Oct - 17	Sept - 14	25,411.07	22,001.22	12,589.25	9,411.97	New	X1 Series	Commercial	
71	Oct - 17	July - 14	28,501.89	24,055.76	14,804.87	9,250.89	Used	5 Series	Commercial	
72	Oct - 17	Aug - 15	13,165.87	12,610.27	12,610.27	0.00	Used	3 Series	Private	
73	Nov - 17	Feb - 16	15,621.03	11,745.09	7,244.90	4,500.19	Used	Non BMW Group (incl. Motorcycles)	Commercial	
74	Nov - 17	Aug - 15	8,510.91	7,018.12	5,335.21	1,682.91	Used	3 Series	Private	
75	Nov - 17	Apr - 16	43,761.40	41,184.37	41,247.68	0.00	Used	X6 Series	Private	
76	Nov - 17	Apr - 15	2,322.47	383.76	383.76	0.00	Used	5 Series	Private	
77	Nov - 17	Apr - 16	76,915.57	71,264.02	30,509.56	40,754.46	New	7 Series	Commercial	
78	Nov - 17	Mar - 16	24,773.12	23,307.28	0.00	23,307.28	Used	5 Series	Commercial	
79	Nov - 17	Dec - 14	34,903.60	31,355.06	18,179.33	13,175.73	Used	X6 Series	Commercial	
80	Nov - 17	Sept - 15	42,924.41	41,751.62	14,321.28	27,430.34	Used	Non BMW Group (incl. Motorcycles)	Commercial	
81	Nov - 17	Apr - 16	7,435.13	6,604.20	6,604.20	0.00	Used	3 Series	Private	
82	Nov - 17	Apr - 14	41,559.82	41,059.69	0.00	41,059.69	New	5 Series	Commercial	
83	Nov - 17	May - 16	14,019.07	6,940.80	0.00	6,940.80	Used	1 Series	Private	
84	Dec - 17	Dec - 15	9,152.63	7,986.92	2,823.24	5,163.68	Used	Non BMW Group (incl. Motorcycles)	Private	
85	Dec - 17	Oct - 15	12,944.91	12,153.44	2,256.00	9,897.44	Used	Non BMW Group (incl. Motorcycles)	Commercial	
86	Dec - 17	May - 12	9,642.48	6,849.70	3,925.06	2,924.64	Used	5 Series	Private	
87	Dec - 17	July - 14	45,744.85	41,396.66	17,009.82	24,386.84	New	5 Series	Commercial	
88	Dec - 17	Feb - 16	63,643.51	59,171.70	40,739.21	18,432.49	New	X6 Series	Commercial	
89	Dec - 17	July - 14	38,117.92	21,855.79	0.00	21,855.79	Used	X3 Series	Commercial	
90	Dec - 17	Dec - 15	45,856.10	42,891.53	18,095.60	24,795.93	Used	6 Series	Commercial	

Compartment German Auto Loans 5
Monthly Investor Report



Reporting Date	Nov 09, 2018		
Payment Date	Nov 20, 2018		
Period No	25		
Monthly Period	Oct 31, 2018		
Interest Period	From	Oct 22, 2018	to Nov 20, 2018 = 29 days

9. Defaulted Amount & Recovery Amount - Loan Level Data*

	Month / Year of Default	Month / Year of Loan Origination	Principal Balance (Initial in EUR)	Principal Balance of Loan at Default (in EUR)	Recovery Total (in EUR)	Principal Balance End of Period (in EUR)	Object Type (new / used)	Vehicle Series	Customer Type (private / commercial)	Out of Deal (Month / Year)
91	Dec - 17	Apr - 16	15,660.75	13,283.92	13,283.92	0.00	Used	1 Series	Private	
92	Dec - 17	July - 14	47,846.08	44,876.19	19,625.15	25,251.04	Used	X5 Series	Private	
93	Dec - 17	May - 14	16,652.18	13,701.53	7,572.73	6,128.80	Used	7 Series	Commercial	
94	Jan - 18	June - 16	43,467.46	38,079.36	24,578.98	13,500.38	Used	X5 Series	Commercial	
95	Jan - 18	Jan - 16	20,348.37	825.99	180.88	673.42	Used	X5 Series	Commercial	
96	Jan - 18	Mar - 16	12,820.65	11,053.86	0.00	11,053.86	Used	3 Series	Private	
97	Jan - 18	July - 14	10,335.53	4,263.63	-259.16	4,522.79	Used	5 Series	Commercial	
98	Jan - 18	Apr - 16	55,539.52	50,706.89	33,488.75	17,218.14	Used	X6 Series	Commercial	
99	Jan - 18	June - 14	14,438.97	5,822.72	5,822.72	0.00	Used	5 Series	Private	
100	Jan - 18	Dec - 15	27,248.82	25,243.59	15,558.03	9,685.56	New	MINI	Private	
101	Jan - 18	Sept - 15	24,876.32	22,968.44	0.00	22,968.44	New	1 Series	Commercial	
102	Jan - 18	Aug - 15	51,959.06	49,546.83	32,104.23	17,442.60	New	X5 Series	Commercial	
103	Jan - 18	Feb - 16	13,711.80	10,916.50	10,916.50	0.00	Used	X5 Series	Private	
104	Jan - 18	Mar - 16	9,258.27	5,796.37	5,796.37	0.00	Used	X3 Series	Commercial	
105	Jan - 18	Nov - 14	32,558.44	26,879.60	26,879.60	0.00	New	3 Series	Private	
106	Jan - 18	May - 14	4,487.90	3,047.76	1,451.31	1,596.45	Used	3 Series	Commercial	
107	Jan - 18	May - 16	12,562.90	11,649.71	9,227.94	2,421.77	Used	Other BMW Group	Commercial	
108	Jan - 18	June - 16	31,896.47	28,684.08	16,651.20	12,032.88	New	2 Series	Private	
109	Jan - 18	Feb - 15	6,944.32	5,774.15	5,774.15	0.00	New	Other BMW Group	Private	
110	Jan - 18	June - 16	19,765.67	6,386.97	-76.03	6,463.00	Used	5 Series	Commercial	
111	Feb - 18	Oct - 14	10,879.37	9,844.32	4,405.03	5,439.29	Used	1 Series	Commercial	
112	Feb - 18	Sept - 15	21,475.25	11,283.86	0.00	11,283.86	New	1 Series	Commercial	
113	Feb - 18	Oct - 15	23,359.19	18,220.04	18,220.04	0.00	New	1 Series	Private	
114	Feb - 18	Apr - 16	62,353.91	55,838.05	0.00	55,838.05	New	7 Series	Commercial	
115	Feb - 18	June - 16	34,632.07	34,565.90	0.00	34,565.90	New	4 Series	Commercial	
116	Feb - 18	Feb - 16	11,272.14	9,858.66	4,864.50	4,994.16	Used	3 Series	Private	
117	Feb - 18	Oct - 14	12,389.34	10,418.69	10,418.69	0.00	Used	3 Series	Commercial	
118	Feb - 18	Dec - 15	40,017.12	30,257.27	19,011.00	11,246.27	Used	7 Series	Commercial	
119	Feb - 18	Feb - 15	21,756.88	16,687.20	10,172.28	6,514.92	New	1 Series	Commercial	
120	Feb - 18	Jan - 16	49,455.42	45,627.15	31,528.90	14,098.25	Used	5 Series	Commercial	

Compartment German Auto Loans 5
Monthly Investor Report



Reporting Date	Nov 09, 2018		
Payment Date	Nov 20, 2018		
Period No	25		
Monthly Period	Oct 31, 2018		
Interest Period	From	Oct 22, 2018	to Nov 20, 2018 = 29 days

9. Defaulted Amount & Recovery Amount - Loan Level Data*

	Month / Year of Default	Month / Year of Loan Origination	Principal Balance (Initial in EUR)	Principal Balance of Loan at Default (in EUR)	Recovery Total (in EUR)	Principal Balance End of Period (in EUR)	Object Type (new / used)	Vehicle Series	Customer Type (private / commercial)	Out of Deal (Month / Year)
121	Feb - 18	Feb - 16	18,074.34	15,512.99	11,924.22	3,588.77	Used	MINI	Commercial	
122	Feb - 18	Nov - 15	14,998.81	13,513.80	7,975.16	5,538.64	Used	1 Series	Commercial	
123	Feb - 18	Nov - 15	16,354.07	14,584.66	7,680.22	6,904.44	Used	1 Series	Commercial	
124	Feb - 18	July - 15	1,595.91	831.59	831.59	0.00	Used	MINI	Private	
125	Mar - 18	Aug - 14	2,877.31	634.39	634.39	0.00	Used	MINI	Private	
126	Mar - 18	Mar - 16	42,973.69	37,457.78	23,369.01	14,088.77	New	X1 Series	Commercial	
127	Mar - 18	May - 16	30,076.05	27,813.89	16,024.77	11,789.12	New	MINI	Commercial	
128	Mar - 18	Dec - 15	28,256.67	24,075.17	12,608.14	11,467.03	New	1 Series	Commercial	
129	Mar - 18	Mar - 16	44,852.08	37,949.45	24,686.55	13,262.90	Used	X5 Series	Private	
130	Mar - 18	Dec - 15	69,727.80	61,543.83	42,084.36	19,459.47	New	X6 Series	Commercial	
131	Mar - 18	May - 15	37,507.33	30,439.39	6,072.90	24,366.49	Used	X5 Series	Private	
132	Mar - 18	Sept - 14	21,632.80	18,225.25	7,136.39	11,088.86	Used	5 Series	Commercial	
133	Mar - 18	Sept - 15	14,230.16	12,279.52	9,168.15	3,111.37	Used	1 Series	Commercial	
134	Apr - 18	Aug - 15	3,728.50	2,101.78	416.16	1,685.62	Used	Non BMW Group (incl. Motorcycles)	Private	
135	Apr - 18	Feb - 16	47,439.72	39,274.42	24,087.88	15,186.54	Used	6 Series	Commercial	
136	Apr - 18	Jan - 16	8,359.05	6,583.76	6,583.76	0.00	New	Other BMW Group	Private	
137	Apr - 18	Aug - 15	85,356.93	69,029.04	40,299.89	28,729.15	New	6 Series	Commercial	
138	Apr - 18	July - 15	6,107.26	3,428.54	3,428.54	0.00	Used	1 Series	Commercial	
139	Apr - 18	June - 16	18,768.60	11,558.28	11,558.28	0.00	Used	X3 Series	Private	
140	Apr - 18	July - 14	10,959.08	2,351.34	2,351.34	0.00	Used	1 Series	Private	
141	Apr - 18	Jan - 15	18,242.20	13,509.89	9,782.00	3,727.89	New	1 Series	Private	
142	Apr - 18	Apr - 16	32,543.67	29,044.23	19,236.53	9,807.70	Used	X5 Series	Commercial	
143	Apr - 18	Mar - 15	23,901.58	20,637.10	12,101.20	8,535.90	New	X1 Series	Commercial	
144	Apr - 18	Feb - 16	46,456.95	39,346.73	39,346.73	0.00	New	4 Series	Commercial	
145	May - 18	Feb - 15	12,276.37	5,554.73	5,554.73	0.00	New	1 Series	Private	
146	May - 18	Dec - 14	20,549.80	18,010.45	10,163.00	7,847.45	New	3 Series	Private	
147	May - 18	Apr - 15	15,376.17	13,453.33	12,923.29	530.04	Used	1 Series	Private	
148	May - 18	Oct - 14	54,310.98	2,596.80	2,596.80	0.00	New	5 Series	Commercial	
149	May - 18	May - 16	59,688.58	47,690.97	23,899.75	23,791.22	New	4 Series	Commercial	
150	May - 18	Jan - 16	53,184.54	45,374.16	21,325.26	24,048.90	Used	X4 Series	Commercial	

Compartment German Auto Loans 5

Monthly Investor Report



Reporting Date	Nov 09, 2018		
Payment Date	Nov 20, 2018		
Period No	25		
Monthly Period	Oct 31, 2018		
Interest Period	From	Oct 22, 2018	to Nov 20, 2018 = 29 days

9. Defaulted Amount & Recovery Amount - Loan Level Data*

	Month / Year of Default	Month / Year of Loan Origination	Principal Balance (Initial in EUR)	Principal Balance of Loan at Default (in EUR)	Recovery Total (in EUR)	Principal Balance End of Period (in EUR)	Object Type (new / used)	Vehicle Series	Customer Type (private / commercial)	Out of Deal (Month / Year)
151	June - 18	Apr - 16	6,070.47	3,693.91	998.08	2,695.83	Used	3 Series	Private	
152	June - 18	May - 14	12,824.83	9,643.03	0.00	9,643.03	Used	7 Series	Commercial	
153	June - 18	June - 16	10,525.68	8,263.17	6,168.00	2,095.17	Used	5 Series	Private	
154	June - 18	Nov - 14	6,712.80	4,582.43	0.00	4,582.43	Used	1 Series	Private	
155	June - 18	Nov - 12	7,472.29	4,272.31	1,250.00	3,022.31	Used	1 Series	Private	
156	June - 18	May - 15	34,847.66	27,775.79	10,864.50	16,911.29	New	3 Series	Private	
157	June - 18	Nov - 14	5,484.43	645.34	645.34	0.00	Used	Non BMW Group (incl. Motorcycles)	Private	
158	June - 18	May - 16	55,718.69	48,863.84	34,792.77	14,071.07	New	X5 Series	Commercial	
159	June - 18	Aug - 15	21,388.66	17,059.26	7,927.23	9,132.03	Used	5 Series	Commercial	
160	June - 18	May - 13	15,655.53	10,255.72	10,255.72	0.00	Used	5 Series	Private	
161	June - 18	Oct - 15	16,128.29	12,871.04	0.00	12,871.04	Used	3 Series	Private	
162	June - 18	Apr - 16	32,254.33	26,082.96	20,605.32	5,477.64	New	MINI	Commercial	
163	June - 18	Feb - 16	23,630.10	14,953.74	10,958.85	3,994.89	Used	5 Series	Commercial	
164	June - 18	Feb - 16	9,489.83	7,923.79	0.00	7,923.79	Used	3 Series	Private	
165	June - 18	May - 16	43,646.61	38,876.18	26,020.06	12,856.12	New	4 Series	Commercial	
166	June - 18	Nov - 14	27,475.18	10,246.95	10,165.17	81.78	Used	7 Series	Commercial	
167	June - 18	Aug - 15	14,909.75	13,035.59	6,638.15	6,397.44	Used	1 Series	Private	
168	July - 18	Dec - 14	17,361.72	3,183.19	2,265.98	917.21	New	1 Series	Commercial	
169	July - 18	May - 16	23,441.71	19,201.04	18,850.78	350.26	New	MINI	Private	
170	July - 18	Aug - 14	16,689.73	13,072.09	0.00	13,072.09	Used	X5 Series	Commercial	
171	July - 18	Dec - 14	18,527.86	13,922.78	804.30	13,118.48	New	MINI	Private	
172	July - 18	Apr - 15	12,543.62	9,248.33	9,248.33	0.00	New	1 Series	Private	
173	July - 18	Aug - 13	20,173.07	15,147.39	10,550.34	4,597.05	Used	7 Series	Commercial	
174	July - 18	June - 14	17,448.21	13,345.87	6,435.00	6,910.87	Used	3 Series	Private	
175	July - 18	Aug - 15	26,391.86	20,641.59	17,062.53	3,579.06	Used	Non BMW Group (incl. Motorcycles)	Commercial	
176	July - 18	Oct - 15	31,371.06	26,285.03	15,974.22	10,310.81	Used	X3 Series	Commercial	
177	Aug - 18	Nov - 14	19,396.85	15,493.34	13,535.00	1,958.34	Used	X5 Series	Private	
178	Aug - 18	June - 15	12,680.22	7,141.65	0.00	7,141.65	New	Other BMW Group	Commercial	
179	Aug - 18	June - 13	34,157.96	20,530.58	20,530.58	0.00	New	5 Series	Private	
180	Aug - 18	June - 16	21,145.94	17,603.85	9,597.10	8,006.75	Used	X5 Series	Commercial	

Compartment German Auto Loans 5
Monthly Investor Report



Reporting Date	Nov 09, 2018			
Payment Date	Nov 20, 2018			
Period No	25			
Monthly Period	Oct 31, 2018			
Interest Period	From	Oct 22, 2018	to	Nov 20, 2018 = 29 days

9. Defaulted Amount & Recovery Amount - Loan Level Data*

	Month / Year of Default	Month / Year of Loan Origination	Principal Balance (Initial in EUR)	Principal Balance of Loan at Default (in EUR)	Recovery Total (in EUR)	Principal Balance End of Period (in EUR)	Object Type (new / used)	Vehicle Series	Customer Type (private / commercial)	Out of Deal (Month / Year)
181	Aug - 18	Aug - 15	24,086.21	18,907.88	11,951.81	7,010.15	Used	3 Series	Private	
182	Aug - 18	Apr - 15	24,488.35	21,318.01	11,427.58	9,890.43	New	2 Series	Commercial	
183	Aug - 18	Jan - 15	4,712.86	539.31	240.62	298.69	Used	1 Series	Private	
184	Aug - 18	May - 16	38,223.87	29,298.73	20,520.23	8,778.50	New	X3 Series	Commercial	
185	Aug - 18	Apr - 16	10,767.46	9,056.98	7,100.00	1,956.98	New	Other BMW Group	Private	
186	Aug - 18	June - 15	36,835.47	31,300.61	18,095.29	13,205.32	New	5 Series	Commercial	
187	Aug - 18	July - 15	31,079.48	17,085.08	0.00	17,085.08	Used	Non BMW Group (incl. Motorcycles)	Commercial	
188	Aug - 18	Apr - 16	24,800.50	20,253.92	14,160.00	6,093.92	Used	3 Series	Private	
189	Sept - 18	Jan - 15	12,098.01	7,759.45	5,462.18	2,297.27	Used	3 Series	Commercial	
190	Sept - 18	Apr - 16	21,478.24	16,688.24	10,793.40	5,894.84	Used	5 Series	Commercial	
191	Sept - 18	July - 15	25,738.50	22,187.52	19,035.00	3,152.52	Used	X6 Series	Private	
192	Sept - 18	Sept - 15	19,757.04	9,715.99	-104.85	9,820.84	New	1 Series	Commercial	
193	Sept - 18	June - 16	27,802.30	21,368.79	11,142.61	10,226.18	New	2 Series	Commercial	
194	Sept - 18	June - 16	46,421.14	38,951.59	26,936.50	12,015.09	Used	X6 Series	Commercial	
195	Sept - 18	June - 16	32,232.36	26,750.04	20,168.07	6,581.97	New	X1 Series	Private	
196	Sept - 18	Sept - 15	45,003.18	20,582.33	-206.95	20,789.28	New	4 Series	Commercial	
197	Sept - 18	Apr - 16	33,154.99	21,849.66	17,647.06	4,202.60	Used	5 Series	Commercial	
198	Sept - 18	Feb - 13	29,193.60	7,574.41	302.30	7,272.11	New	X3 Series	Commercial	
199	Sept - 18	May - 16	37,203.39	25,168.70	19,915.97	5,252.73	New	3 Series	Commercial	
200	Sept - 18	Mar - 16	23,114.29	18,689.07	10,187.10	8,501.97	Used	3 Series	Commercial	
201	Sept - 18	Dec - 15	11,954.39	8,575.11	0.00	8,575.11	Used	5 Series	Private	
202	Oct - 18	Feb - 16	20,380.06	17,130.17	13,015.00	4,115.17	New	Other BMW Group	Private	
203	Oct - 18	Nov - 15	31,763.24	25,652.71	0.00	25,652.71	Used	7 Series	Commercial	
204	Oct - 18	Mar - 15	55,368.37	49,026.78	0.00	49,026.78	New	X6 Series	Commercial	
205	Oct - 18	Sept - 15	6,844.48	6,223.88	0.00	6,223.88	Used	X5 Series	Private	
206	Oct - 18	July - 15	10,777.03	9,109.08	0.00	9,109.08	Used	1 Series	Commercial	
207	Oct - 18	Mar - 13	20,131.17	8,037.63	470.91	7,566.72	New	3 Series	Private	
208	Oct - 18	Mar - 15	43,407.24	33,322.87	19,222.92	14,099.95	New	4 Series	Commercial	
209	Oct - 18	Mar - 16	8,189.04	2,089.31	1,300.00	789.31	Used	5 Series	Private	
210	Oct - 18	May - 16	40,142.25	18,083.76	0.00	18,083.76	New	5 Series	Commercial	

Compartment German Auto Loans 5
Monthly Investor Report



Reporting Date	Nov 09, 2018		
Payment Date	Nov 20, 2018		
Period No	25		
Monthly Period	Oct 31, 2018		
Interest Period	From	Oct 22, 2018	to Nov 20, 2018 = 29 days

9. Defaulted Amount & Recovery Amount - Loan Level Data*

	Month / Year of Default	Month / Year of Loan Origination	Principal Balance (Initial in EUR)	Principal Balance of Loan at Default (in EUR)	Recovery Total (in EUR)	Principal Balance End of Period (in EUR)	Object Type (new / used)	Vehicle Series	Customer Type (private / commercial)	Out of Deal (Month / Year)
211	Oct - 18	June - 16	20,038.13	18,065.15	14,535.00	3,530.15	New	MINI	Private	
212	Oct - 18	Mar - 16	11,916.06	7,664.03	0.00	7,664.03	Used	3 Series	Private	
213	Oct - 18	Sept - 15	16,755.29	12,492.35	9,660.00	2,832.35	New	1 Series	Private	
214	Oct - 18	Feb - 15	27,110.19	20,475.97	15,707.45	4,768.52	Used	X6 Series	Commercial	
215	Oct - 18	Mar - 15	37,872.62	1,154.76	194.10	960.66	New	X3 Series	Commercial	
216	Oct - 18	Mar - 16	5,033.95	917.42	206.71	710.71	Used	3 Series	Private	
217	Oct - 18	Feb - 16	8,405.69	6,565.49	0.00	6,565.49	Used	3 Series	Private	
218	Oct - 18	May - 16	22,698.55	12,027.06	7,926.04	4,101.02	Used	5 Series	Commercial	
219	Oct - 18	May - 16	30,002.78	22,428.52	7,675.13	14,753.39	Used	5 Series	Commercial	
220	Oct - 18	Apr - 16	18,377.40	15,095.39	9,658.77	5,436.62	New	Other BMW Group	Commercial	
221	Oct - 18	Mar - 15	41,599.92	2,524.01	0.00	2,524.01	New	6 Series	Private	
222	Oct - 18	Mar - 16	15,002.81	11,084.30	3,053.00	8,031.30	Used	1 Series	Private	
223	Mar - 17	June - 15	11,477.74	253.15	105.96	147.19	Used	X3 Series	Commercial	Mar - 17
224	Jan - 17	May - 14	15,875.79	15,875.79	14,998.26	877.53	Used	X6 Series	Commercial	May - 17
225	Feb - 17	Feb - 15	19,461.42	19,461.42	9,864.56	9,596.86	Used	5 Series	Commercial	May - 17
226	Mar - 17	Feb - 14	2,986.84	2,638.57	1,385.76	1,252.81	Used	Non BMW Group (incl. Motorcycles)	Commercial	May - 17
227	Mar - 17	June - 16	20,796.00	20,323.47	5,765.29	14,558.18	Used	3 Series	Private	May - 17
228	Mar - 17	June - 16	9,620.04	9,509.16	6,905.72	2,603.44	Used	1 Series	Commercial	May - 17
229	Mar - 17	June - 15	78,120.15	76,221.90	33,955.65	42,266.25	New	7 Series	Commercial	June - 17
230	Mar - 17	May - 16	34,482.06	33,887.95	32,501.03	1,468.77	Used	5 Series	Private	June - 17
231	Mar - 17	Feb - 14	19,225.53	18,377.08	12,637.86	5,739.22	New	3 Series	Private	June - 17
232	Mar - 17	Apr - 15	22,146.23	21,646.23	19,986.08	1,660.15	Used	7 Series	Commercial	June - 17
233	June - 17	Feb - 15	18,007.15	18,007.15	4,964.94	13,042.21	Used	Non BMW Group (incl. Motorcycles)	Commercial	July - 17
234	Apr - 17	Apr - 16	34,584.26	33,045.47	22,006.95	11,131.17	Used	X1 Series	Private	Aug - 17
235	May - 17	Aug - 13	8,075.14	7,876.18	5,326.03	2,550.15	Used	1 Series	Private	Aug - 17
236	May - 17	Sept - 14	16,038.63	15,844.57	6,293.72	9,550.85	Used	1 Series	Private	Aug - 17
237	May - 17	May - 14	19,500.30	18,567.07	8,514.93	10,052.14	New	MINI	Commercial	Aug - 17
238	Aug - 17	Feb - 14	28,100.80	3,457.52	1,940.45	1,517.07	New	X1 Series	Commercial	Aug - 17
239	Aug - 17	Sept - 15	5,565.68	4,453.12	1,644.27	2,808.85	Used	5 Series	Commercial	Aug - 17
240	June - 17	Apr - 15	6,051.40	5,305.26	4,364.99	940.27	Used	3 Series	Private	Sept - 17

Compartment German Auto Loans 5
Monthly Investor Report



Reporting Date	Nov 09, 2018		
Payment Date	Nov 20, 2018		
Period No	25		
Monthly Period	Oct 31, 2018		
Interest Period	From	Oct 22, 2018	to Nov 20, 2018 = 29 days

9. Defaulted Amount & Recovery Amount - Loan Level Data*

	Month / Year of Default	Month / Year of Loan Origination	Principal Balance (Initial in EUR)	Principal Balance of Loan at Default (in EUR)	Recovery Total (in EUR)	Principal Balance End of Period (in EUR)	Object Type (new / used)	Vehicle Series	Customer Type (private / commercial)	Out of Deal (Month / Year)
241	June - 17	June - 16	6,514.20	5,797.50	4,132.83	1,664.67	Used	5 Series	Commercial	Sept - 17
242	June - 17	June - 16	45,409.17	43,639.09	39,071.05	4,568.04	Used	X5 Series	Commercial	Sept - 17
243	June - 17	Mar - 15	7,355.16	6,363.22	5,661.36	701.86	Used	MINI	Commercial	Sept - 17
244	Sept - 17	June - 13	10,565.35	6,437.99	1,092.97	5,345.02	Used	3 Series	Private	Sept - 17
245	July - 17	Jan - 15	36,337.14	33,642.50	26,541.52	7,100.98	Used	X6 Series	Commercial	Oct - 17
246	July - 17	Aug - 14	11,432.49	10,970.07	8,952.54	2,017.53	Used	1 Series	Private	Oct - 17
247	July - 17	June - 16	32,057.68	30,926.11	22,553.95	8,372.16	Used	5 Series	Commercial	Oct - 17
248	July - 17	June - 14	23,857.46	22,798.66	20,988.39	1,810.27	New	2 Series	Private	Oct - 17
249	Oct - 17	Dec - 12	31,716.86	5,241.02	1,066.04	4,174.98	Used	5 Series	Commercial	Oct - 17
250	Aug - 17	Feb - 16	9,744.09	8,876.56	6,511.18	2,365.38	Used	Non BMW Group (incl. Motorcycles)	Private	Nov - 17
251	Aug - 17	July - 15	24,347.95	23,104.32	21,119.95	1,984.37	New	MINI	Commercial	Nov - 17
252	Aug - 17	May - 16	26,192.98	24,952.67	20,153.87	4,798.80	New	2 Series	Commercial	Nov - 17
253	Aug - 17	Apr - 16	5,463.91	4,720.01	3,062.42	1,657.59	Used	Non BMW Group (incl. Motorcycles)	Commercial	Nov - 17
254	Aug - 17	Mar - 16	45,113.29	42,738.69	33,461.98	9,276.71	Used	5 Series	Private	Nov - 17
255	Aug - 17	Feb - 16	42,113.63	40,302.52	30,798.34	9,629.79	New	3 Series	Private	Nov - 17
256	Aug - 17	Aug - 15	48,249.44	45,035.94	29,691.05	15,344.89	Used	X6 Series	Commercial	Nov - 17
257	Sept - 17	Feb - 16	20,247.77	17,808.67	13,361.76	4,446.91	Used	X5 Series	Commercial	Nov - 17
258	Nov - 17	Nov - 14	27,560.01	247.88	30.40	217.48	New	MINI	Private	Nov - 17
259	Sept - 17	May - 14	29,521.04	27,670.66	19,834.14	7,836.52	New	5 Series	Commercial	Dec - 17
260	Sept - 17	Jan - 16	13,087.92	11,994.43	10,290.61	1,703.82	New	Other BMW Group	Commercial	Dec - 17
261	Dec - 17	June - 14	17,681.36	2,325.59	735.91	1,589.68	New	MINI	Commercial	Dec - 17
262	Sept - 17	Jan - 15	14,067.97	11,753.08	10,676.73	1,076.35	Used	5 Series	Commercial	Jan - 18
263	Oct - 17	Aug - 14	10,800.18	8,596.26	5,824.34	2,771.92	Used	X3 Series	Commercial	Jan - 18
264	Oct - 17	May - 15	25,171.60	23,691.11	14,753.08	8,938.03	New	MINI	Private	Jan - 18
265	Oct - 17	Feb - 16	25,784.58	23,069.68	14,483.17	8,586.51	Used	5 Series	Commercial	Jan - 18
266	Oct - 17	July - 14	9,242.28	8,014.92	4,112.85	3,902.07	Used	1 Series	Private	Jan - 18
267	Nov - 17	Aug - 14	14,873.78	13,492.98	11,003.73	2,489.25	Used	X1 Series	Private	Jan - 18
268	Nov - 17	Mar - 15	18,159.26	17,785.02	11,118.83	6,666.19	New	MINI	Private	Jan - 18
269	Nov - 17	Nov - 15	22,683.72	20,803.26	13,055.48	7,747.78	New	1 Series	Commercial	Feb - 18
270	Nov - 17	Sept - 15	15,863.34	13,615.99	11,190.21	2,425.78	Used	1 Series	Private	Feb - 18

Compartment German Auto Loans 5
Monthly Investor Report



Reporting Date	Nov 09, 2018		
Payment Date	Nov 20, 2018		
Period No	25		
Monthly Period	Oct 31, 2018		
Interest Period	From	Oct 22, 2018	to Nov 20, 2018 = 29 days

9. Defaulted Amount & Recovery Amount - Loan Level Data*

	Month / Year of Default	Month / Year of Loan Origination	Principal Balance (Initial in EUR)	Principal Balance of Loan at Default (in EUR)	Recovery Total (in EUR)	Principal Balance End of Period (in EUR)	Object Type (new / used)	Vehicle Series	Customer Type (private / commercial)	Out of Deal (Month / Year)
271	Nov - 17	Oct - 15	44,733.24	40,381.09	25,577.89	14,803.20	New	5 Series	Commercial	Feb - 18
272	Nov - 17	May - 15	17,363.08	16,494.34	16,369.61	124.73	Used	3 Series	Private	Feb - 18
273	Dec - 17	Sept - 15	19,652.27	16,908.97	10,227.58	6,681.39	Used	X1 Series	Commercial	Mar - 18
274	Dec - 17	Apr - 16	42,530.43	36,498.11	26,127.13	10,370.98	New	4 Series	Commercial	Mar - 18
275	Dec - 17	June - 14	27,651.96	23,693.29	13,972.10	9,721.19	Used	5 Series	Private	Mar - 18
276	Dec - 17	Mar - 16	48,918.53	42,868.97	28,793.08	14,075.89	Used	6 Series	Commercial	Mar - 18
277	Jan - 18	June - 16	38,486.40	33,698.46	17,556.76	16,141.70	New	3 Series	Commercial	Apr - 18
278	Jan - 18	June - 16	24,834.16	22,069.00	15,821.35	6,247.65	Used	MINI	Private	Apr - 18
279	Jan - 18	May - 16	7,117.64	6,504.06	5,804.51	699.55	Used	Other BMW Group	Private	Apr - 18
280	Jan - 18	Dec - 15	24,572.88	21,020.68	15,343.08	5,677.60	Used	5 Series	Commercial	Apr - 18
281	Jan - 18	Sept - 13	17,022.49	14,523.74	10,547.76	3,975.98	New	MINI	Private	Apr - 18
282	Feb - 18	Jan - 16	40,691.74	37,619.53	23,861.95	13,757.58	New	4 Series	Commercial	Apr - 18
283	Aug - 17	June - 13	13,622.63	11,947.72	9,516.05	2,431.67	New	1 Series	Commercial	May - 18
284	Feb - 18	May - 16	30,156.58	25,187.72	17,558.56	7,629.16	Used	5 Series	Commercial	May - 18
285	Feb - 18	Aug - 15	20,916.38	18,657.31	14,089.46	4,567.85	Used	5 Series	Private	May - 18
286	Feb - 18	Dec - 14	9,960.07	8,690.83	7,171.97	1,518.86	New	Non BMW Group (incl. Motorcycles)	Commercial	May - 18
287	Feb - 18	Feb - 16	10,109.11	9,132.11	8,592.12	539.99	Used	1 Series	Private	May - 18
288	Mar - 18	Dec - 14	33,583.98	27,774.90	17,298.49	10,476.41	New	2 Series	Commercial	May - 18
289	Mar - 18	May - 14	23,058.17	18,543.92	12,828.77	5,715.15	Used	5 Series	Private	May - 18
290	May - 18	July - 15	26,595.82	8,887.58	1,794.66	7,092.92	Used	3 Series	Private	May - 18
291	May - 18	May - 16	51,323.25	67.20	63.85	3.35	New	4 Series	Commercial	May - 18
292	Feb - 18	Apr - 16	38,857.59	35,690.54	21,544.47	14,146.07	New	Non BMW Group (incl. Motorcycles)	Private	June - 18
293	Mar - 18	Sept - 15	21,074.35	17,252.20	10,101.77	7,150.43	Used	Non BMW Group (incl. Motorcycles)	Private	June - 18
294	Mar - 18	June - 16	46,280.34	44,233.76	36,333.06	7,900.70	New	2 Series	Private	June - 18
295	Mar - 18	Feb - 14	12,228.83	10,184.92	9,646.13	538.79	Used	MINI	Private	June - 18
296	Mar - 18	Nov - 12	12,180.51	9,576.45	4,584.16	4,992.29	Used	3 Series	Private	June - 18
297	Mar - 18	Apr - 15	20,525.83	17,116.62	10,965.42	6,151.20	Used	3 Series	Private	June - 18
298	Mar - 18	June - 16	21,168.62	18,237.59	13,778.57	4,459.02	Used	1 Series	Private	June - 18
299	Apr - 18	Mar - 16	51,268.22	47,603.23	0.00	47,819.87	New	4 Series	Private	June - 18
300	Apr - 18	Mar - 16	80,178.42	70,803.43	44,749.05	26,054.38	New	7 Series	Commercial	June - 18

Compartment German Auto Loans 5
Monthly Investor Report



Reporting Date	Nov 09, 2018		
Payment Date	Nov 20, 2018		
Period No	25		
Monthly Period	Oct 31, 2018		
Interest Period	From	Oct 22, 2018	to Nov 20, 2018 = 29 days

9. Defaulted Amount & Recovery Amount - Loan Level Data*

	Month / Year of Default	Month / Year of Loan Origination	Principal Balance (Initial in EUR)	Principal Balance of Loan at Default (in EUR)	Recovery Total (in EUR)	Principal Balance End of Period (in EUR)	Object Type (new / used)	Vehicle Series	Customer Type (private / commercial)	Out of Deal (Month / Year)
301	Mar - 18	Feb - 15	19,249.48	15,339.90	13,566.98	1,772.92	New	MINI	Private	July - 18
302	Apr - 18	July - 15	9,648.30	7,169.14	3,112.67	4,056.47	Used	Non BMW Group (incl. Motorcycles)	Private	July - 18
303	Apr - 18	May - 16	30,026.33	26,627.45	20,552.02	6,075.43	Used	7 Series	Private	July - 18
304	Apr - 18	May - 16	20,723.15	18,689.85	16,031.91	2,657.94	Used	2 Series	Commercial	July - 18
305	May - 18	Mar - 15	27,069.70	21,663.72	15,636.04	6,027.68	New	5 Series	Commercial	July - 18
306	Mar - 18	Mar - 16	22,036.56	19,540.84	14,859.23	4,681.61	New	2 Series	Commercial	Aug - 18
307	May - 18	June - 16	38,697.21	32,323.82	23,243.07	9,080.75	Used	X5 Series	Commercial	Aug - 18
308	May - 18	Mar - 14	13,322.30	9,037.93	8,122.34	915.59	Used	3 Series	Commercial	Aug - 18
309	May - 18	Apr - 16	14,054.62	11,808.13	7,560.79	4,247.34	Used	1 Series	Commercial	Aug - 18
310	June - 18	June - 14	13,008.29	10,129.19	7,794.52	2,334.67	Used	MINI	Private	Sept - 18
311	June - 18	Feb - 16	8,171.54	5,903.39	4,851.43	1,051.96	Used	5 Series	Private	Sept - 18
312	July - 18	Feb - 16	19,362.91	12,788.02	8,476.15	4,311.87	New	Other BMW Group	Commercial	Sept - 18
313	Sept - 18	Apr - 14	12,918.01	7,578.70	1,428.47	6,150.23	Used	1 Series	Private	Sept - 18
314	Apr - 18	Sept - 14	28,337.42	22,763.81	17,663.80	5,100.01	New	X1 Series	Private	Oct - 18
315	Apr - 18	Jan - 16	21,583.36	18,070.34	11,625.77	6,444.57	Used	3 Series	Commercial	Oct - 18
316	May - 18	June - 16	27,549.41	23,776.89	15,131.73	8,645.16	New	MINI	Commercial	Oct - 18
317	July - 18	Apr - 15	13,025.54	8,196.04	6,842.52	1,353.52	Used	MINI	Commercial	Oct - 18
318	July - 18	Apr - 15	19,703.22	14,441.30	12,648.40	1,792.90	Used	5 Series	Private	Oct - 18

*Applicable only if loans have defaulted. Does not include defaulted amounts less than 10 EUR.

Compartment German Auto Loans 5
Monthly Investor Report



Reporting Date	Nov 09, 2018		
Payment Date	Nov 20, 2018		
Period No	25		
Monthly Period	Oct 31, 2018		
Interest Period	From	Oct 22, 2018	to Nov 20, 2018 = 29 days

10. Outstanding note balance

1. Note balance	All Notes	Class A	Class B
Initial note information for Class			
ISIN code		XS1484801763	XS1484802142
Currency		EUR	EUR
Legal final maturity		Oct 2023	Oct 2023
Rating (Fitch / Moody's / S&P/DBRS)		AAA/Aaa/N/A/N/A	N/A/N/A/N/A/N/A
Initial notes aggregate principal outstanding balance in EUR	1,075,300,000.00	1,000,000,000.00	75,300,000.00
Nominal amount per note in EUR		100,000.00	100,000.00
Initial number of notes per class in EUR		10,000	753
Current Note Information			
Notes aggregate principal outstanding balance in EUR - BoP	350,984,609.92	275,684,609.92	75,300,000.00
Available distribution amount in EUR	29,874,284.05		
Redemption per class in EUR		24,410,116.23	0,00
Redemption per note in EUR		2,441.01	0.00
Notes aggregate principal outstanding balance in EUR - EoP	326,574,493.69	251,274,493.69	75,300,000.00
Current pool factor		0.25	1.00
2. Payments to investor per note		Class A	Class B
Interest Type		Floating Rate	Fixed Rate
Reference Rate		1M_EURIBOR	NONE
Actual Interest Rate		-0.369%	NONE
Spread		0.400%	NONE
Coupon		0.031%	1.000%
Day count fraction		Actual/360	Actual/360
Interest days		29 days	29 days
Principal outstanding per note in EUR - BoP		27,568.46	100,000.00
Principal repayment per note in EUR		2,441.01	0.00
Principal outstanding per note in EUR - EoP		25,127.45	100,000.00
Interest payment per Note in EUR		0.69	80.56

Compartment German Auto Loans 5
Monthly Investor Report



Reporting Date	Nov 09, 2018			
Payment Date	Nov 20, 2018			
Period No	25			
Monthly Period	Oct 31, 2018			
Interest Period	From	Oct 22, 2018	to	Nov 20, 2018 = 29 days

3. Credit enhancement	Initial Period (in EUR)	Initial CE (in %)	Current Period (in EUR)	Current CE (in %)
Class A	1,000,000,000.00	7.50	251,274,493.69	34.24
Class B	75,300,000.00	0.50	75,300,000.00	14.10
Cash Reserve (+ Overcollateralisation)	5,379,959.75	0.00	52,738,252.85	0.00

"In its capacity as originator and lender, BMW Bank GmbH complies with the retention requirement of a material net economic interest in accordance with Art. 405 CRR. A minimum of 5.0% of the net economic interest will be retained throughout the life of the transaction in form of retention of the Class B Notes and the Subordinated Loan."

4. Clean-Up Call Option

If the aggregate outstanding principal balance has been reduced to less than 10% of the aggregate outstanding principal balance at the Issue Date, the seller will have the option under the receivables purchase Agreement to acquire all outstanding purchased receivables.

Aggregate outstanding principal balance at end of period (in EUR)	373,932,746.54
Clean-Up option exercisable	No

Compartment German Auto Loans 5
Monthly Investor Report



Reporting Date	Nov 09, 2018			
Payment Date	Nov 20, 2018			
Period No	25			
Monthly Period	Oct 31, 2018			
Interest Period	From	Oct 22, 2018	to	Nov 20, 2018 = 29 days

11. Original Principal Balance

Initial Portfolio as of origination of contract

Group (in EUR) (by Original Principal Balance)	Original principal balance (in EUR)	Original Principal Balance (in % of total)	Number of Contracts	Number of Contracts (in % of total)
0.00 - 5,000.00	6,992,674.68	0.56	1,862	3.10
5.000,01 - 10.000,00	64,956,645.53	5.18	8,288	13.79
10.000,01 - 15.000,00	146,836,978.81	11.70	11,642	19.37
15.000,01 - 20.000,00	202,190,645.60	16.11	11,518	19.16
20.000,01 - 25.000,00	212,735,086.38	16.95	9,471	15.76
25.000,01 - 30.000,00	183,995,892.42	14.66	6,707	11.16
30.000,01 - 35.000,00	136,384,047.80	10.87	4,213	7.01
35.000,01 - 40.000,00	90,221,057.97	7.19	2,416	4.02
40.000,01 - 45.000,00	58,755,377.74	4.68	1,385	2.30
45.000,01 - 50.000,00	39,632,006.73	3.16	838	1.39
50.000,01 - 55.000,00	28,130,280.93	2.24	537	0.89
55.000,01 - 60.000,00	23,199,116.97	1.85	403	0.67
> 60.000,00	60,851,137.78	4.85	831	1.38
Total	1,254,880,949.34	100.00	60,111	100.00

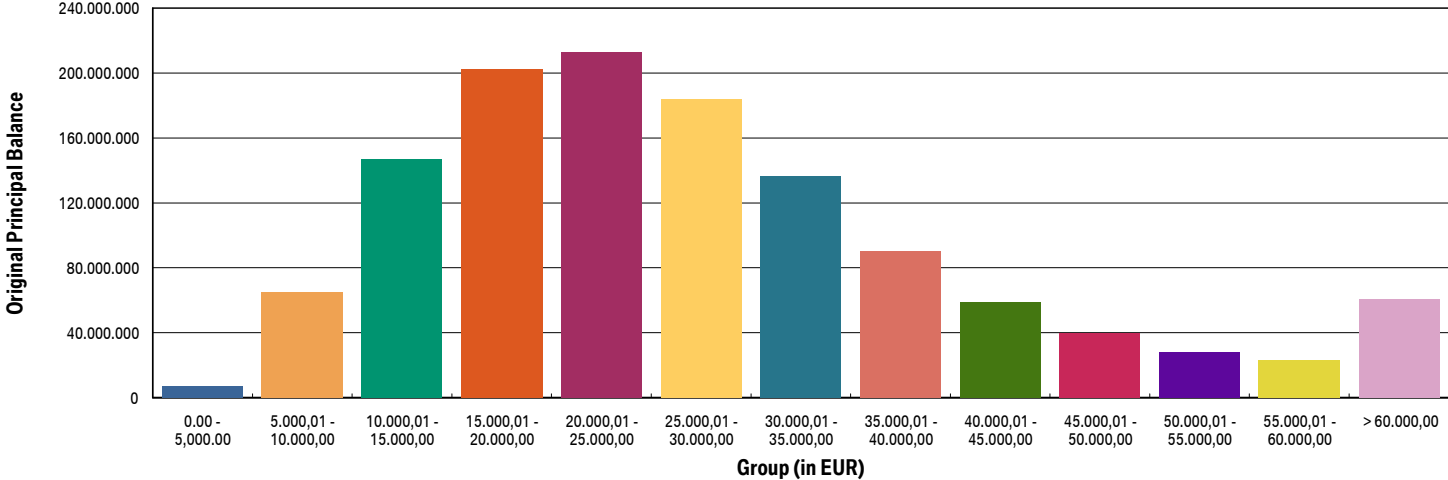
Compartment German Auto Loans 5
Monthly Investor Report



Reporting Date	Nov 09, 2018			
Payment Date	Nov 20, 2018			
Period No	25			
Monthly Period	Oct 31, 2018			
Interest Period	From	Oct 22, 2018	to	Nov 20, 2018 = 29 days

Average:	20,876.06
Min:	1,049.00
Max:	200,000.00

11a. Original Principal Balance (graph)



Compartment German Auto Loans 5
Monthly Investor Report



Reporting Date	Nov 09, 2018			
Payment Date	Nov 20, 2018			
Period No	25			
Monthly Period	Oct 31, 2018			
Interest Period	From	Oct 22, 2018	to	Nov 20, 2018 = 29 days

12. Aggregate Principal Balance

Initial Portfolio

Group (in EUR)	Aggregate Principal Balance (in EUR)	Aggregate Principal Balance (in % of total)	Number of Contracts	Number of Contracts (in % of total)
0.00 - 5,000.00	15,637,512.29	1.45	4,757	7.91
5.000,01 - 10.000,00	85,191,764.85	7.92	11,180	18.60
10.000,01 - 15.000,00	154,031,838.67	14.32	12,297	20.46
15.000,01 - 20.000,00	189,394,122.78	17.61	10,861	18.07
20.000,01 - 25.000,00	184,904,410.27	17.20	8,271	13.76
25.000,01 - 30.000,00	144,739,496.87	13.46	5,298	8.81
30.000,01 - 35.000,00	99,646,407.14	9.27	3,090	5.14
35.000,01 - 40.000,00	62,264,067.48	5.79	1,673	2.78
40.000,01 - 45.000,00	41,722,773.82	3.88	988	1.64
45.000,01 - 50.000,00	26,196,826.38	2.44	553	0.92
50.000,01 - 55.000,00	18,897,999.72	1.76	361	0.60
55.000,01 - 60.000,00	15,417,215.78	1.43	269	0.45
> 60.000,00	37,255,523.70	3.46	513	0.85
Total	1,075,299,959.75	100.00	60,111	100.00

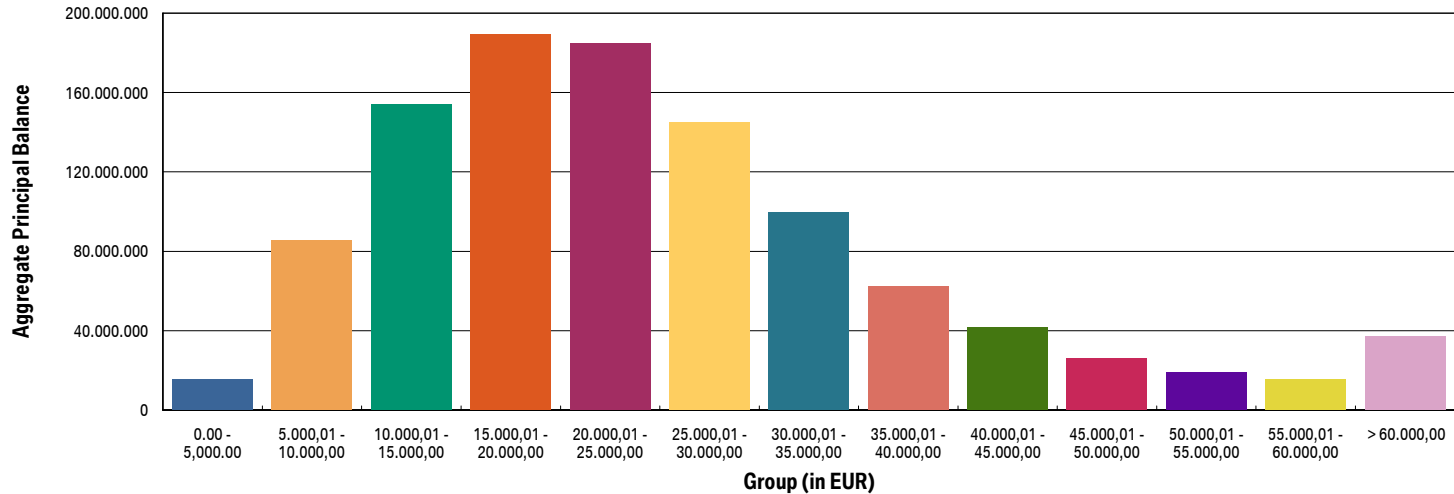
Compartment German Auto Loans 5
Monthly Investor Report



Reporting Date	Nov 09, 2018			
Payment Date	Nov 20, 2018			
Period No	25			
Monthly Period	Oct 31, 2018			
Interest Period	From	Oct 22, 2018	to	Nov 20, 2018 = 29 days

Average:	17,888.57
Min:	197.27
Max:	187,245.56

12a. Aggregate Principal Balance (graph)



Compartment German Auto Loans 5
Monthly Investor Report



Reporting Date	Nov 09, 2018			
Payment Date	Nov 20, 2018			
Period No	25			
Monthly Period	Oct 31, 2018			
Interest Period	From	Oct 22, 2018	to	Nov 20, 2018 = 29 days

13. Aggregate Outstanding Principal Balance

Portfolio as of: Oct 31, 2018

Group (in EUR)	Aggregate Outstanding Principal Balance (in EUR)	Aggregate Outstanding Principal Balance (in % of total)	Number of Contracts	Number of Contracts (in % of total)
0.00 - 5,000.00	10,713,593.42	2.87	6,715	22.96
5,000.01 - 10,000.00	45,386,457.97	12.14	6,003	20.53
10,000.01 - 15,000.00	74,011,146.30	19.79	5,950	20.35
15,000.01 - 20,000.00	83,544,016.28	22.34	4,803	16.42
20,000.01 - 25,000.00	65,742,494.55	17.58	2,958	10.11
25,000.01 - 30,000.00	36,724,487.98	9.82	1,354	4.63
30,000.01 - 35,000.00	20,730,090.87	5.54	642	2.20
35,000.01 - 40,000.00	11,344,426.52	3.03	304	1.04
40,000.01 - 45,000.00	7,837,134.89	2.10	186	0.64
45,000.01 - 50,000.00	6,263,518.58	1.68	132	0.45
50,000.01 - 55,000.00	4,776,336.27	1.28	92	0.31
55,000.01 - 60,000.00	2,932,212.42	0.78	51	0.17
> 60,000.00	3,926,830.49	1.05	54	0.18
Total	373,932,746.54	100.00	29,244	100.00

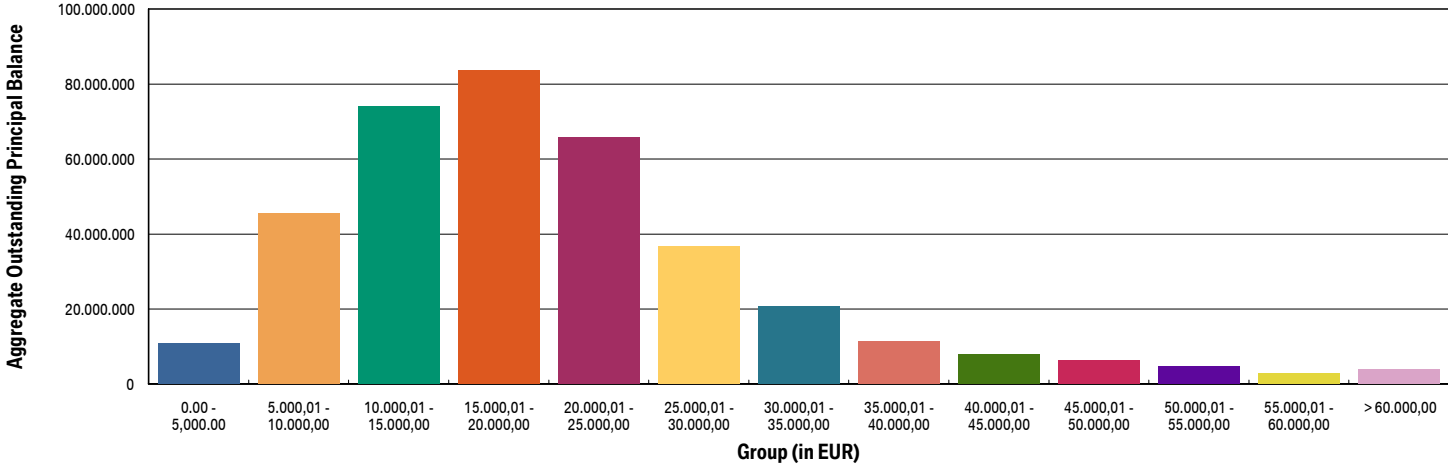
WA:	12,786.65
Min:	0.00
Max:	131,210.84

Compartment German Auto Loans 5
Monthly Investor Report



Reporting Date	Nov 09, 2018		
Payment Date	Nov 20, 2018		
Period No	25		
Monthly Period	Oct 31, 2018		
Interest Period	From	Oct 22, 2018	to Nov 20, 2018 = 29 days

13a. Aggregate Outstanding Principal Balance (graph)



Compartment German Auto Loans 5

Monthly Investor Report



Reporting Date	Nov 09, 2018				
Payment Date	Nov 20, 2018				
Period No	25				
Monthly Period	Oct 31, 2018				
Interest Period	From	Oct 22, 2018	to	Nov 20, 2018	= 29 days

14. Down Payments

Portfolio as of: Oct 31, 2018

Down Payment	Aggregate Outstanding Principal Balance (in EUR)	Aggregate Outstanding Principal Balance (in % of total)	Number of Contracts	Number of Contracts (in % of total)	Down Payment/ Purchase Price (in %)
No Down Payment	90,928,018.10	24.32	7,401	25.31	0.00
<=1000	8,235,555.92	2.20	772	2.64	4.28
1.000,01 - 2.000,00	19,110,137.73	5.11	1,788	6.11	8.61
2.000,01 - 3.000,00	24,701,615.85	6.61	2,250	7.69	12.38
3.000,01 - 4.000,00	21,295,324.34	5.69	1,945	6.65	16.11
4.000,01 - 5.000,00	37,185,253.74	9.94	3,018	10.32	18.05
5.000,01 - 6.000,00	21,711,565.39	5.81	1,658	5.67	20.13
6.000,01 - 7.000,00	19,430,532.21	5.20	1,474	5.04	22.15
7.000,01 - 8.000,00	18,888,499.99	5.05	1,398	4.78	24.20
8.000,01 - 9.000,00	10,601,943.83	2.84	772	2.64	25.56
9.000,01 - 10.000,00	30,716,272.92	8.21	2,082	7.12	26.59
10.000,01 - 11.000,00	6,713,444.96	1.80	434	1.48	26.38
11.000,01 - 12.000,00	9,310,129.16	2.49	629	2.15	29.41
12.000,01 - 13.000,00	6,695,172.64	1.79	440	1.50	29.59
13.000,01 - 14.000,00	4,840,215.55	1.29	331	1.13	31.59
14.000,01 - 15.000,00	12,017,760.72	3.21	810	2.77	33.70
> 15.000,00	31,551,303.49	8.44	2,042	6.98	39.64
Total	373,932,746.54	100.00	29,244	100.00	17.09

Minimum Down Payment:	19.18
Maximum Down Payment:	82,039.00
Average Down Payment:	5,801.48
Average Down Payment (customers that made a Down Payment):	7,767.18

Compartment German Auto Loans 5
Monthly Investor Report



Reporting Date	Nov 09, 2018			
Payment Date	Nov 20, 2018			
Period No	25			
Monthly Period	Oct 31, 2018			
Interest Period	From	Oct 22, 2018	to	Nov 20, 2018 = 29 days

15. Borrower Concentration

Portfolio as of: Oct 31, 2018

Borrower (Top 20)	Aggregate Outstanding Principal Balance (in EUR)	Aggregate Outstanding Principal Balance (in % of total)	Number of Contracts	Number of Contracts (in % of total)
1	226,341.81	0.06	17	0.06
2	188,941.17	0.05	4	0.01
3	182,192.88	0.05	4	0.01
4	155,735.85	0.04	2	0.01
5	131,210.84	0.04	1	0.00
6	114,581.99	0.03	4	0.01
7	111,573.98	0.03	1	0.00
8	108,284.09	0.03	3	0.01
9	106,643.29	0.03	1	0.00
10	104,236.43	0.03	1	0.00
11	102,337.36	0.03	1	0.00
12	101,123.26	0.03	1	0.00
13	99,223.30	0.03	4	0.01
14	91,495.95	0.02	2	0.01
15	86,941.26	0.02	1	0.00
16	85,584.47	0.02	2	0.01
17	83,941.12	0.02	2	0.01
18	83,202.53	0.02	1	0.00
19	83,087.79	0.02	1	0.00
20	82,911.03	0.02	1	0.00
Total	2,329,590.40	0.62	54	0.18
Total Portfolio Balance	373,932,746.54			

Compartment German Auto Loans 5
Monthly Investor Report



Reporting Date	Nov 09, 2018			
Payment Date	Nov 20, 2018			
Period No	25			
Monthly Period	Oct 31, 2018			
Interest Period	From	Oct 22, 2018	to	Nov 20, 2018 = 29 days

16. Geographical Distribution

Initial Portfolio

Post code area	Aggregate Principal Balance (in EUR)	Aggregate Principal Balance (in % of total)	Number of Contracts	Number of contracts (in % of total)
post code area 0	62,617,569.26	5.82	3,345	5.56
post code area 1	64,724,058.05	6.02	3,484	5.80
post code area 2	97,006,840.29	9.02	5,418	9.01
post code area 3	98,527,721.89	9.16	5,720	9.52
post code area 4	128,542,597.69	11.95	7,277	12.11
post code area 5	122,357,440.82	11.38	6,987	11.62
post code area 6	136,120,871.07	12.66	7,500	12.48
post code area 7	129,822,542.48	12.07	7,512	12.50
post code area 8	143,826,273.79	13.38	7,707	12.82
post code area 9	91,754,044.41	8.53	5,161	8.59
Total	1,075,299,959.75	100.00	60,111	100.00

Compartment German Auto Loans 5
Monthly Investor Report



Reporting Date	Nov 09, 2018			
Payment Date	Nov 20, 2018			
Period No	25			
Monthly Period	Oct 31, 2018			
Interest Period	From	Oct 22, 2018	to	Nov 20, 2018 = 29 days

16. Geographical Distribution

Portfolio as of: Oct 31, 2018

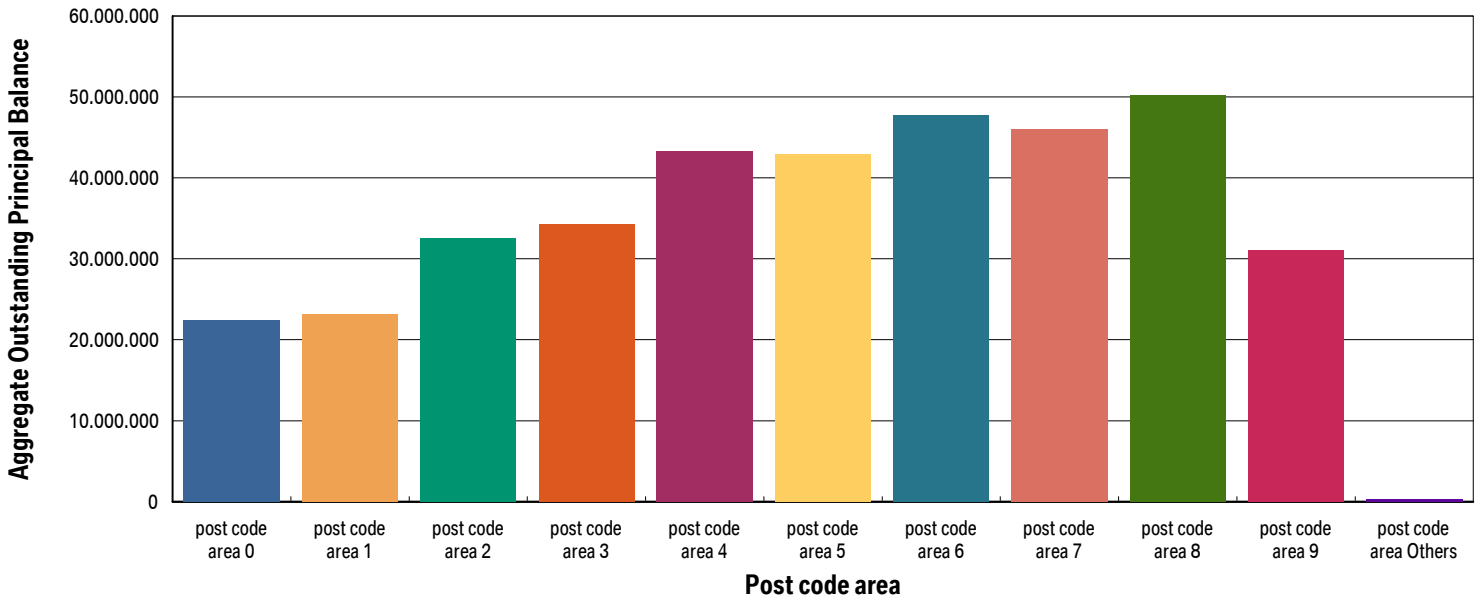
Post code area	Aggregate Outstanding Principal Balance (in EUR)	Aggregate Outstanding Principal Balance (in % of total)	Number of Contracts	Number of Contracts (in % of total)
post code area 0	22,393,897.67	5.99	1,668	5.70
post code area 1	23,191,496.69	6.20	1,752	5.99
post code area 2	32,489,757.64	8.69	2,567	8.78
post code area 3	34,308,445.03	9.18	2,790	9.54
post code area 4	43,248,595.82	11.57	3,477	11.89
post code area 5	42,966,435.37	11.49	3,398	11.62
post code area 6	47,768,152.88	12.77	3,733	12.77
post code area 7	46,024,870.33	12.31	3,672	12.56
post code area 8	50,139,261.48	13.41	3,710	12.69
post code area 9	31,126,538.53	8.32	2,449	8.37
post code area Others	275,295.10	0.07	28	0.10
Total	373,932,746.54	100.00	29,244	100.00

Compartment German Auto Loans 5
Monthly Investor Report



Reporting Date	Nov 09, 2018			
Payment Date	Nov 20, 2018			
Period No	25			
Monthly Period	Oct 31, 2018			
Interest Period	From	Oct 22, 2018	to	Nov 20, 2018 = 29 days

16a. Geographical Distribution (graph)



Compartment German Auto Loans 5

Monthly Investor Report



Reporting Date	Nov 09, 2018			
Payment Date	Nov 20, 2018			
Period No	25			
Monthly Period	Oct 31, 2018			
Interest Period	From	Oct 22, 2018	to	Nov 20, 2018 = 29 days

17. Object Type

Initial Portfolio

Car Type	Aggregate Principal Balance (in EUR)	Aggregate Principal Balance (in % of total)	Number of Contracts	Number of Contracts (in % of total)
New	501,246,255.90	46.61	21,802	36.27
Used	574,053,703.85	53.39	38,309	63.73
Total	1,075,299,959.75	100.00	60,111	100.00

Customer Group	Aggregate Principal Balance (in EUR)	Aggregate Principal Balance (in % of total)	Number of Contracts	Number of Contracts (in % of total)
Commercial	292,082,204.46	27.16	12,141	20.20
Private Individual	783,217,755.29	72.84	47,970	79.80
Total	1,075,299,959.75	100.00	60,111	100.00

Portfolio as of: Oct 31, 2018

Car Type	Aggregate Outstanding Principal Balance (in EUR)	Aggregate Outstanding Principal Balance (in % of total)	Number of Contracts	Number of Contracts (in % of total)
New	176,714,920.63	47.26	10,874	37.18
Used	197,217,825.91	52.74	18,370	62.82
Total	373,932,746.54	100.00	29,244	100.00

Customer Group	Aggregate Outstanding Principal Balance (in EUR)	Aggregate Outstanding Principal Balance (in % of total)	Number of Contracts	Number of Contracts (in % of total)
Commercial	94,482,559.27	25.27	5,495	18.79
Private Individual	279,450,187.27	74.73	23,749	81.21
Total	373,932,746.54	100.00	29,244	100.00

Compartment German Auto Loans 5
Monthly Investor Report



Reporting Date	Nov 09, 2018			
Payment Date	Nov 20, 2018			
Period No	25			
Monthly Period	Oct 31, 2018			
Interest Period	From	Oct 22, 2018	to	Nov 20, 2018 = 29 days

18. Delinquencies

Initial Portfolio

Days past due	Aggregate Principal Balance (in EUR)	Aggregate Principal Balance (in % of total)	Number of Contracts	Number of Contracts (in % of total)
1 - 30	0.00	0.00	0	0.00
31 - 60	0.00	0.00	0	0.00
61 - 90	0.00	0.00	0	0.00
91 - 120	0.00	0.00	0	0.00
> 120	0.00	0.00	0	0.00
Total	0.00	0.00	0	0.00

Portfolio as of: Oct 31, 2018

Days past due	Aggregate Outstanding Principal Balance (in EUR)	Aggregate Outstanding Principal Balance (in % of total)	Number of Contracts	Number of Contracts (in % of total)
1 - 30	5,901,301.88	1.58	370	1.27
31 - 60	937,151.72	0.25	53	0.18
61 - 90	261,851.62	0.07	18	0.06
91 - 120	209,422.17	0.06	15	0.05
> 120	265,491.51	0.07	19	0.06
Total	7,575,218.90	2.03	475	1.62

Compartment German Auto Loans 5
Monthly Investor Report



Reporting Date	Nov 09, 2018				
Payment Date	Nov 20, 2018				
Period No	25				
Monthly Period	Oct 31, 2018				
Interest Period	From	Oct 22, 2018	to	Nov 20, 2018	= 29 days

18a. Delinquencies Analysis

Monthly Period	Performing (in EUR)	31-60 days past due (in EUR)	61-90 days past due (in EUR)	91-120 days past due (in EUR)	>120 days past due (in EUR)
Oct - 16	1,050,465,864.65	0.00	0.00	0.00	0.00
Nov - 16	1,023,168,246.00	73,694.72	0.00	0.00	0.00
Dec - 16	991,189,256.94	773,609.52	25,355.68	0.00	0.00
Jan - 17	960,589,390.63	716,892.79	322,067.14	25,355.68	0.00
Feb - 17	931,192,969.16	667,682.73	82,782.59	137,186.88	25,355.68
Mar - 17	896,855,587.60	940,464.94	131,588.11	7,876.18	162,542.56
Apr - 17	865,832,054.58	1,118,085.96	444,027.66	75,267.03	145,063.06
May - 17	832,607,506.57	1,061,121.62	423,641.71	307,962.49	119,869.46
June - 17	800,546,797.86	1,036,925.52	602,947.47	289,431.30	210,879.46
July - 17	769,306,387.22	1,259,034.62	545,847.32	367,084.79	309,145.59
Aug - 17	739,845,101.64	1,023,053.29	507,725.30	269,339.21	561,371.65
Sept - 17	712,293,859.88	1,146,323.49	501,842.44	277,873.93	526,390.90
Oct - 17	684,853,799.32	875,518.50	542,497.21	395,360.84	467,685.91
Nov - 17	657,686,184.62	1,155,926.74	419,283.64	248,012.34	523,206.35
Dec - 17	631,240,622.75	1,356,281.63	345,889.66	282,993.91	440,506.51
Jan - 18	604,923,287.18	960,207.97	475,008.65	199,500.54	404,017.84
Feb - 18	578,831,482.33	992,621.09	512,566.25	189,176.77	255,408.35
Mar - 18	550,863,808.86	925,722.88	445,929.54	229,389.94	258,707.73
Apr - 18	522,595,400.35	1,000,695.48	418,552.34	205,905.13	233,707.72
May - 18	496,437,597.26	1,011,294.80	407,669.86	225,203.03	311,238.22
June - 18	468,608,888.67	952,948.61	432,485.51	268,954.09	222,630.27
July - 18	441,572,492.24	919,493.63	371,184.37	273,459.79	307,819.75
Aug - 18	417,906,385.80	878,398.70	344,764.72	252,139.98	329,930.10
Sept - 18	395,648,931.17	889,629.56	326,900.62	212,307.43	406,952.41

Compartment German Auto Loans 5
Monthly Investor Report



Reporting Date	Nov 09, 2018				
Payment Date	Nov 20, 2018				
Period No	25				
Monthly Period	Oct 31, 2018				
Interest Period	From	Oct 22, 2018	to	Nov 20, 2018	= 29 days

Oct - 18	372,258,829.52	937,151.72	261,851.62	209,422.17	265,491.51
----------	----------------	------------	------------	------------	------------

Compartment German Auto Loans 5
Monthly Investor Report



Reporting Date	Nov 09, 2018			
Payment Date	Nov 20, 2018			
Period No	25			
Monthly Period	Oct 31, 2018			
Interest Period	From	Oct 22, 2018	to	Nov 20, 2018 = 29 days

19. Seasoning

Initial Portfolio

Group (in months)	Aggregate Principal Balance (in EUR)	Aggregate Principal Balance (in % of total)	Number of Contracts	Number of Contracts (in % of total)
<= 6	513,461,995.51	47.75	25,739	42.82
> 6 - <= 12	226,923,217.37	21.10	12,091	20.11
> 12 - <= 24	222,568,634.78	20.70	13,792	22.94
> 24 - <= 36	93,678,838.18	8.71	6,697	11.14
> 36 - <= 42	10,978,926.39	1.02	1,006	1.67
> 42 - <= 48	4,808,691.72	0.45	486	0.81
> 48 - <= 53	2,879,655.80	0.27	300	0.50
> 53	0.00	0.00	0	0.00
Total	1,075,299,959.75	100.00	60,111	100.00

WA Seasoning (in months):	10.84
Min (in months):	3.00
Max (in months):	53.00

Compartment German Auto Loans 5
Monthly Investor Report



Reporting Date	Nov 09, 2018			
Payment Date	Nov 20, 2018			
Period No	25			
Monthly Period	Oct 31, 2018			
Interest Period	From	Oct 22, 2018	to	Nov 20, 2018 = 29 days

19. Seasoning

Portfolio as of: Oct 31, 2018

Group (in months)	Aggregate Outstanding Principal Balance (in EUR)	Aggregate Outstanding Principal Balance (in % of total)	Number of Contracts	Number of Contracts (in % of total)
<= 6	0.00	0.00	0	0.00
> 6 - <= 12	0.00	0.00	0	0.00
> 12 - <= 24	0.00	0.00	0	0.00
> 24 - <= 36	336,314,647.95	89.94	24,515	83.83
> 36 - <= 42	18,863,319.33	5.04	2,500	8.55
> 42 - <= 48	9,682,558.84	2.59	1,067	3.65
> 48 - <= 53	5,984,733.56	1.60	684	2.34
> 53	3,087,486.86	0.83	478	1.63
Total	373,932,746.54	100.00	29,244	100.00

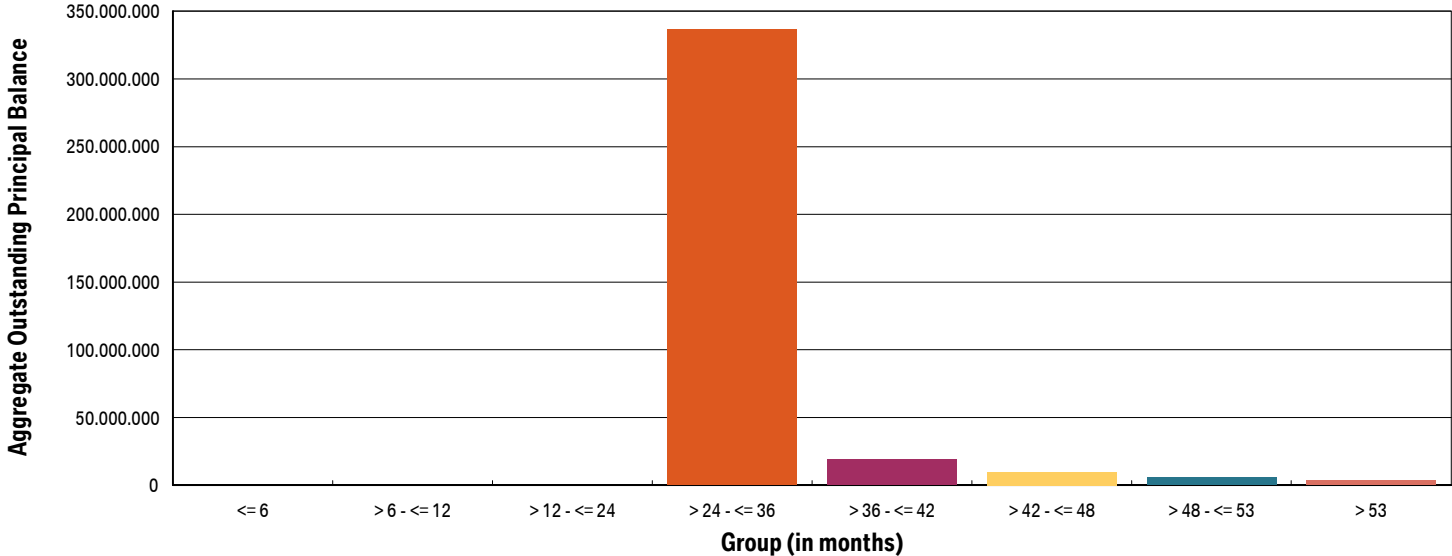
WA Seasoning (in months):	31.69
Min (in months):	28.00
Max (in months):	78.00

Compartment German Auto Loans 5
Monthly Investor Report



Reporting Date	Nov 09, 2018				
Payment Date	Nov 20, 2018				
Period No	25				
Monthly Period	Oct 31, 2018				
Interest Period	From	Oct 22, 2018	to	Nov 20, 2018	= 29 days

19a. Seasoning (graph)



Compartment German Auto Loans 5
Monthly Investor Report



Reporting Date	Nov 09, 2018			
Payment Date	Nov 20, 2018			
Period No	25			
Monthly Period	Oct 31, 2018			
Interest Period	From	Oct 22, 2018	to	Nov 20, 2018 = 29 days

20. Remaining Term

Initial Portfolio

Group (in months)	Aggregate Principal Balance (in EUR)	Aggregate Principal Balance (in % of total)	Number of Contracts	Number of Contracts (in % of total)
<= 6	20,798,111.35	1.93	2,129	3.54
> 6 - <= 12	62,043,913.58	5.77	5,270	8.77
> 12 - <= 24	216,926,052.89	20.17	14,643	24.36
> 24 - <= 36	461,531,199.46	42.92	23,125	38.47
> 36 - <= 42	68,695,580.55	6.39	3,896	6.48
> 42 - <= 48	86,831,785.01	8.08	4,327	7.20
> 48 - <= 53	45,890,323.30	4.27	2,001	3.33
> 53	112,582,993.61	10.47	4,720	7.85
Total	1,075,299,959.75	100.00	60,111	100.00

WA Remaining Term (in months):	31.83
Min (in months):	3.00
Max (in months):	60.00

Compartment German Auto Loans 5
Monthly Investor Report



Reporting Date	Nov 09, 2018			
Payment Date	Nov 20, 2018			
Period No	25			
Monthly Period	Oct 31, 2018			
Interest Period	From	Oct 22, 2018	to	Nov 20, 2018 = 29 days

20. Remaining Term

Portfolio as of: Oct 31, 2018

Group (in months)	Aggregate Outstanding Principal Balance (in EUR)	Aggregate Outstanding Principal Balance (in % of total)	Number of Contracts	Number of Contracts (in % of total)
<= 6	123,026,497.31	32.90	12,427	42.49
> 6 - <= 12	95,764,316.51	25.61	6,591	22.54
> 12 - <= 24	74,464,665.45	19.91	5,621	19.22
> 24 - <= 36	80,677,267.27	21.58	4,605	15.75
> 36 - <= 42	0.00	0.00	0	0.00
> 42 - <= 48	0.00	0.00	0	0.00
> 48 - <= 53	0.00	0.00	0	0.00
> 53	0.00	0.00	0	0.00
Total	373,932,746.54	100.00	29,244	100.00

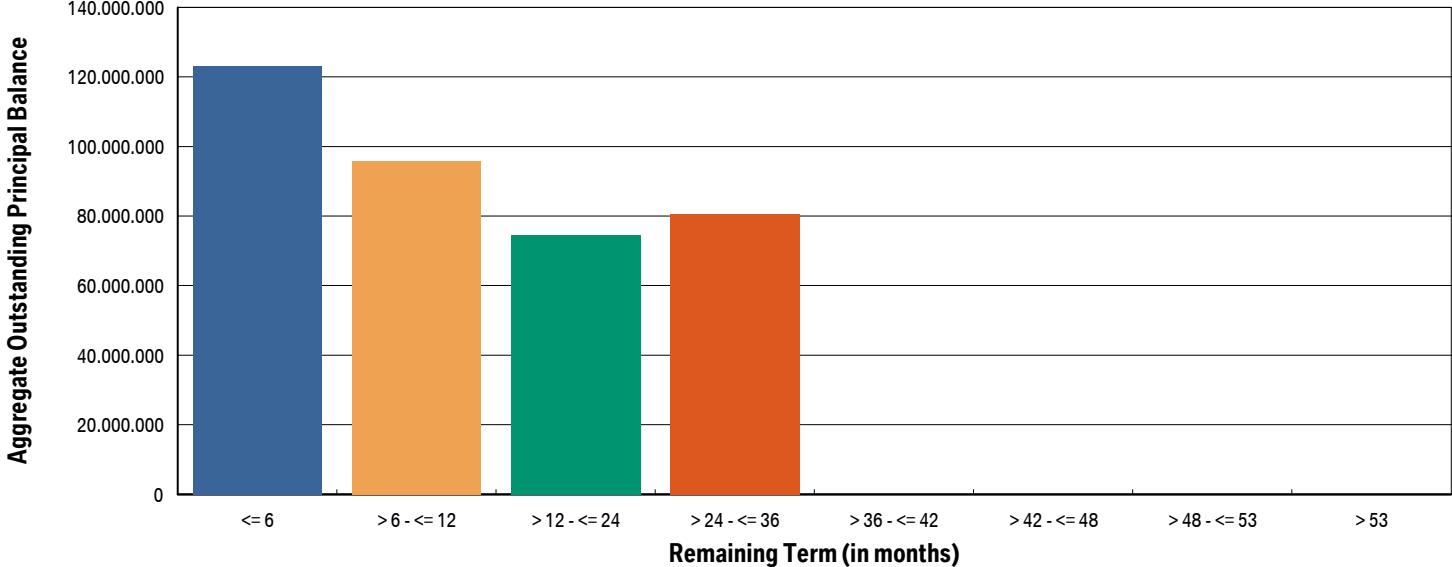
WA Remaining Term (in months):	13.52
Min (in months):	0.00
Max (in months):	35.00

Compartment German Auto Loans 5
Monthly Investor Report



Reporting Date	Nov 09, 2018				
Payment Date	Nov 20, 2018				
Period No	25				
Monthly Period	Oct 31, 2018				
Interest Period	From	Oct 22, 2018	to	Nov 20, 2018	= 29 days

20a. Remaining Term (graph)



Compartment German Auto Loans 5
Monthly Investor Report



Reporting Date	Nov 09, 2018			
Payment Date	Nov 20, 2018			
Period No	25			
Monthly Period	Oct 31, 2018			
Interest Period	From	Oct 22, 2018	to	Nov 20, 2018 = 29 days

21. Original Term

Initial Portfolio

Group (in months)	Aggregate Principal Balance (in EUR)	Aggregate Principal Balance (in % of total)	Number of Contracts	Number of Contracts (in % of total)
<= 6	0.00	0.00	0	0.00
> 6 - <= 12	755,642.02	0.07	247	0.41
> 12 - <= 24	40,304,275.47	3.75	4,425	7.36
> 24 - <= 36	623,602,005.18	57.99	33,569	55.85
> 36 - <= 42	6,532,424.98	0.61	499	0.83
> 42 - <= 48	163,854,877.82	15.24	9,826	16.35
> 48 - <= 53	877,754.24	0.08	56	0.09
> 53	239,372,980.04	22.26	11,489	19.11
Total	1,075,299,959.75	100.00	60,111	100.00

WA Original Term (in months):	42.67
Min (in months):	12.00
Max (in months):	96.00

Compartment German Auto Loans 5
Monthly Investor Report



Reporting Date	Nov 09, 2018			
Payment Date	Nov 20, 2018			
Period No	25			
Monthly Period	Oct 31, 2018			
Interest Period	From	Oct 22, 2018	to	Nov 20, 2018 = 29 days

22. Vehicle Class

Initial Portfolio

Group	Aggregate Principal Balance (in EUR)	Aggregate Principal Balance (in % of total)	Number of Contracts	Number of Contracts (in % of total)
BMW 1 Series	146,672,405.77	13.64	11,296	18.79
BMW 2 Series	82,922,645.22	7.71	3,480	5.79
BMW 3 Series	164,357,045.23	15.28	10,198	16.97
BMW 4 Series	37,243,190.54	3.46	1,136	1.89
BMW 5 Series	136,534,367.43	12.70	6,542	10.88
BMW 6 Series	12,000,051.05	1.12	318	0.53
BMW 7 Series	20,499,531.87	1.91	703	1.17
BMW X1 Series	74,567,841.28	6.93	4,127	6.87
BMW X3 Series	68,158,284.25	6.34	3,068	5.10
BMW X4 Series	12,984,192.20	1.21	321	0.53
BMW X5 Series	55,219,912.04	5.14	1,733	2.88
BMW X6 Series	23,366,226.03	2.17	602	1.00
BMW Z Series	12,893,256.57	1.20	703	1.17
MINI	122,921,806.64	11.43	8,390	13.96
Non BMW Group Models (incl. Motorcycles)	32,726,810.87	3.04	2,657	4.42
Other BMW Group (incl. Motorcycles)	72,232,392.76	6.72	4,837	8.05
Total	1,075,299,959.75	100.00	60,111	100.00

Compartment German Auto Loans 5

Monthly Investor Report



Reporting Date	Nov 09, 2018			
Payment Date	Nov 20, 2018			
Period No	25			
Monthly Period	Oct 31, 2018			
Interest Period	From	Oct 22, 2018	to	Nov 20, 2018 = 29 days

Portfolio as of: Oct 31, 2018

Group	Aggregate Outstanding Principal Balance (in EUR)	Aggregate Outstanding Principal Balance (in % of total)	Number of Contracts	Number of Contracts (in % of total)
BMW 1 Series	50,804,772.57	13.59	5,592	19.12
BMW 2 Series	41,747,719.00	11.16	2,461	8.42
BMW 3 Series	55,629,866.01	14.88	4,754	16.26
BMW 4 Series	15,816,720.18	4.23	667	2.28
BMW 5 Series	47,089,011.46	12.59	3,174	10.85
BMW 6 Series	5,304,905.47	1.42	201	0.69
BMW 7 Series	6,752,942.83	1.81	309	1.06
BMW X1 Series	26,029,217.12	6.96	2,043	6.99
BMW X3 Series	23,949,560.25	6.40	1,516	5.18
BMW X4 Series	4,583,529.98	1.23	168	0.57
BMW X5 Series	18,663,095.97	4.99	785	2.68
BMW X6 Series	8,993,887.15	2.41	319	1.09
BMW Z Series	3,856,678.65	1.03	297	1.02
BMW i Series	575,012.13	0.15	19	0.06
MINI	46,267,353.16	12.37	4,427	15.14
Non BMW Group Models (incl. Motorcycles)	10,566,647.51	2.83	1,163	3.98
Other BMW Group (incl. Motorcycles)	7,301,827.10	1.95	1,349	4.61
Total	373,932,746.54	100.00	29,244	100.00

Compartment German Auto Loans 5
Monthly Investor Report



Reporting Date	Nov 09, 2018			
Payment Date	Nov 20, 2018			
Period No	25			
Monthly Period	Oct 31, 2018			
Interest Period	From	Oct 22, 2018	to	Nov 20, 2018 = 29 days

23. Payment Type

Initial Portfolio:

Group	Aggregate Principal Balance (in EUR)	Aggregate Principal Balance (in % of total)	Number of Contracts	Number of Contracts (in % of total)
Direct debit	1,072,751,732.87	99.76	59,957	99.74
Self payment	2,548,226.88	0.24	154	0.26
Total	1,075,299,959.75	100.00	60,111	100.00

Portfolio as of: Oct 31, 2018

Group	Aggregate Outstanding Principal Balance (in EUR)	Aggregate Outstanding Principal Balance (in % of total)	Number of Contracts	Number of Contracts (in % of total)
Direct debit	365,488,923.23	97.74	27,897	95.39
Self payment	8,443,823.31	2.26	1,347	4.61
Total	373,932,746.54	100.00	29,244	100.00

24. Interest Rates

Weighted Average Nominal Interest Rate (in %)			
Aggregate Principal Balance (Initial)		1,075,299,959.75	3.53
Aggregate Outstanding Principal Balance		373,932,746.54	3.36

Compartment German Auto Loans 5
Monthly Investor Report



Reporting Date	Nov 09, 2018			
Payment Date	Nov 20, 2018			
Period No	25			
Monthly Period	Oct 31, 2018			
Interest Period	From	Oct 22, 2018	to	Nov 20, 2018 = 29 days

25. Credit Type

Initial Portfolio

Credit Type	Aggregate Principal Balance (in EUR)	Aggregate Principal Balance (in % of total)	Number of Contracts	Number of Contracts (in % of total)
Balloon	1,060,074,871.58	98.58	57,636	95.88
Equal Instalment Loan	15,225,088.17	1.42	2,475	4.12
Total	1,075,299,959.75	100.00	60,111	100.00

Portfolio as of: Oct 31, 2018

Credit Type	Aggregate Outstanding Principal Balance (in EUR)	Aggregate Outstanding Principal Balance (in % of total)	Number of Contracts	Number of Contracts (in % of total)
Balloon	371,490,704.56	99.35	28,506	97.48
Equal Instalment Loan	2,442,041.98	0.65	738	2.52
Total	373,932,746.54	100.00	29,244	100.00

Compartment German Auto Loans 5
Monthly Investor Report



Reporting Date	Nov 09, 2018			
Payment Date	Nov 20, 2018			
Period No	25			
Monthly Period	Oct 31, 2018			
Interest Period	From	Oct 22, 2018	to	Nov 20, 2018 = 29 days

26. Contracts Per Customer

Initial Portfolio :

Group	Aggregate Principal Balance (in EUR)	Aggregate Principal Balance (in % of total)	Number of Contracts	Number of Contracts (in % of total)
1	1,017,602,889.73	94.63	57,446	95.57
2 - 4	51,656,379.60	4.80	2,379	3.96
5 - 7	2,535,838.20	0.24	133	0.22
8 - 10	1,010,395.69	0.09	34	0.06
> 10	2,494,456.53	0.23	119	0.20
Total	1,075,299,959.75	100.00	60,111	100.00

Portfolio as of: Oct 31, 2018

Group	Aggregate Outstanding Principal Balance (in EUR)	Aggregate Outstanding Principal Balance (in % of total)	Number of Contracts	Number of Contracts (in % of total)
1	363,778,429.34	97.28	28,611	97.84
2 - 4	9,776,872.47	2.61	601	2.06
5 - 7	151,102.92	0.04	15	0.05
8 - 10	0.00	0.00	0	0.00
> 10	226,341.81	0.06	17	0.06
Total	373,932,746.54	100.00	29,244	100.00

Compartment German Auto Loans 5
Monthly Investor Report



Reporting Date	Nov 09, 2018		
Payment Date	Nov 20, 2018		
Period No	25		
Monthly Period	Oct 31, 2018		
Interest Period	From	Oct 22, 2018	to Nov 20, 2018 = 29 days

27. Amortisation

Initial Portfolio

Period	Principal Balance (in EUR)
	1,075,299,959.75
1	1,060,386,536.06
2	1,045,426,599.52
3	1,026,524,829.90
4	1,007,855,953.55
5	988,686,108.16
6	967,785,992.11
7	946,194,178.56
8	923,515,218.64
9	901,472,839.78
10	878,059,167.42
11	856,341,784.93
12	834,355,646.06
13	811,456,793.04
14	790,219,649.31
15	768,583,336.56
16	747,367,096.70
17	724,682,607.23
18	700,065,405.54
19	673,439,291.74
20	648,989,076.41
21	623,439,136.21
22	596,069,967.45
23	571,980,335.04
24	548,230,253.84
25	524,914,708.88
26	503,309,658.01
27	479,758,473.01
28	459,530,956.11
29	417,248,019.52
30	368,110,583.56

Current Portfolio

Period	Principal Balance in EUR	Reduction in EUR
	373,932,746.54	
1	357,501,934.79	16,430,811.75
2	341,575,452.75	15,926,482.04
3	327,491,649.77	14,083,802.98
4	298,577,554.71	28,914,095.06
5	263,468,148.85	35,109,405.86
6	225,459,844.94	38,008,303.91
7	188,931,692.24	36,528,152.70
8	144,416,551.16	44,515,141.08
9	139,258,319.64	5,158,231.52
10	134,479,467.12	4,778,852.52
11	129,745,672.53	4,733,794.59
12	124,906,651.80	4,839,020.73
13	120,210,769.76	4,695,882.04
14	115,674,652.15	4,536,117.61
15	111,301,473.30	4,373,178.85
16	102,895,270.88	8,406,202.42
17	93,531,887.61	9,363,383.27
18	83,282,545.39	10,249,342.22
19	74,061,315.71	9,221,229.68
20	64,239,420.24	9,821,895.47
21	61,115,070.55	3,124,349.69
22	58,347,250.23	2,767,820.32
23	55,688,840.88	2,658,409.35
24	52,547,654.75	3,141,186.13
25	49,444,995.73	3,102,659.02
26	46,754,676.79	2,690,318.94
27	44,001,233.41	2,753,443.38
28	36,926,706.43	7,074,526.98
29	27,925,851.74	9,000,854.69
30	18,511,476.63	9,414,375.11

Compartment German Auto Loans 5
Monthly Investor Report



Reporting Date	Nov 09, 2018		
Payment Date	Nov 20, 2018		
Period No	25		
Monthly Period	Oct 31, 2018		
Interest Period	From	Oct 22, 2018	to Nov 20, 2018 = 29 days

27. Amortisation

Initial Portfolio

Period	Principal Balance (in EUR)
31	315,883,732.10
32	266,971,426.53
33	207,605,891.99
34	199,995,423.62
35	192,652,298.34
36	185,570,957.79
37	178,252,601.50
38	171,226,550.03
39	164,203,833.86
40	157,860,640.63
41	145,432,969.52
42	132,451,308.60
43	118,294,874.77
44	104,799,700.84
45	91,436,580.53
46	86,948,391.53
47	82,655,660.97
48	78,735,516.85
49	74,089,415.13
50	69,538,105.32
51	65,370,908.76
52	61,561,880.36
53	50,953,560.47
54	38,628,975.62
55	25,461,519.43
56	13,413,160.21
57	13,091.22
58	4,532.28
59	1,245.01
60	0.00

Current Portfolio

Period	Principal Balance in EUR	Reduction in EUR
31	9,515,594.29	8,995,882.34
32	9,509.80	9,506,084.49
33	3,377.28	6,132.52
34	966.00	2,411.28
35	0.00	966.00
36	0.00	0.00
37	0.00	0.00
38	0.00	0.00
39	0.00	0.00
40	0.00	0.00
41	0.00	0.00
42	0.00	0.00
43	0.00	0.00
44	0.00	0.00
45	0.00	0.00
46	0.00	0.00
47	0.00	0.00
48	0.00	0.00
49	0.00	0.00
50	0.00	0.00
51	0.00	0.00
52	0.00	0.00
53	0.00	0.00
54	0.00	0.00
55	0.00	0.00
56	0.00	0.00
57	0.00	0.00
58	0.00	0.00
59	0.00	0.00
60	0.00	0.00

Compartment German Auto Loans 5
Monthly Investor Report



Reporting Date	Nov 09, 2018		
Payment Date	Nov 20, 2018		
Period No	25		
Monthly Period	Oct 31, 2018		
Interest Period	From	Oct 22, 2018	to Nov 20, 2018 = 29 days

28. Priority of Payments

Priority of Payments*

Available Distribution Amount	+	29,874,284.05
Taxes	-	0.00
Trustee Payment	-	0.00
Senior Expenses	-	16,606.14
Swap Net Payment	-	0.00
Class A Interest	-	6,900.00
Class B Interest	-	60,661.68
Cash Reserve	-	5,380,000.00
Principal Class A	-	24,410,116.23
Principal Class B	-	0.00
Swap Termination Event	-	0.00
Subordinated Loan Interest	-	0.00
Subordinated Loan Principal	-	0.00
Seller	-	0.00

*all Amounts in EUR

Compartment German Auto Loans 5
Monthly Investor Report



Reporting Date	Nov 09, 2018			
Payment Date	Nov 20, 2018			
Period No	25			
Monthly Period	Oct 31, 2018			
Interest Period	From	Oct 22, 2018	to	Nov 20, 2018 = 29 days

29. Transaction costs

	Class A	Class B	Subordinated Loan	Total
Senior Expenses				16,606.14
Interest accrued for the Period (in EUR)	6,900.00	60,661.68	3,818.16	71,379.84
Interest payments for the Period (in EUR)	6,900.00	60,661.68	0.00	67,561.68
Cumulative Interest Payments (in EUR)	377,300.00	1,591,766.70	0.00	1,969,066.70
Unpaid Interest for the Period (in EUR)	0.00	0.00	3,818.16	3,818.16
Cumulative Unpaid Interest (in EUR)	0.00	0.00	99,955.92	99,955.92

Compartment German Auto Loans 5
Monthly Investor Report



Reporting Date	Nov 09, 2018			
Payment Date	Nov 20, 2018			
Period No	25			
Monthly Period	Oct 31, 2018			
Interest Period	From	Oct 22, 2018	to	Nov 20, 2018 = 29 days

30. Ratings

	Fitch	S&P	Moodys	DBRS
Notes - current ratings				
Class A	AAA	N/A	Aaa	N/A
Class B	N/A	N/A	N/A	N/A

		Fitch	S&P	Moodys	DBRS	Trigger Breached	
Transaction Parties - current ratings							
	BMW AG	long term	N/A	A+	A1	A	no
		short term	N/A	A-1	P-1	N/A	no
Issuer Account Bank:	Elavon Financial Services Limited, UK Branch	long term	AA-	AA-	Aa2	N/A	no
		short term	F1+	A-1+	P-1	N/A	no
Swap Provider:	Lloyds Bank PLC	long term	A+	A	Aa3	A	no
		short term	F1	A-1	P-1	R-1 M	no
Calculation Agent:	Elavon Financial Services Limited, UK Branch	long term	AA-	AA-	Aa2	N/A	no
		short term	F1+	A-1+	P-1	N/A	no
Trustee:	U.S. Bank Trustees Limited	long term	AA-	A+	A1	N/A	no
		short term	F1+	A-1	P-1	N/A	no

		Fitch	S&P	Moodys	DBRS	
Transaction Parties - required ratings						
	BMW AG	long term	N/A	N/A	A2	N/A
		short term	N/A	N/A	P-1	N/A
Issuer Account Bank:	Elavon Financial Services Limited, UK Branch	long term	A	N/A	A2	N/A
		short term	F1	N/A	P-1	N/A
Swap Provider:	Lloyds Bank PLC	long term	A	N/A	Baa1	N/A
		short term	F1	N/A	N/A	N/A

Compartment German Auto Loans 5
Monthly Investor Report



Reporting Date	Nov 09, 2018		
Payment Date	Nov 20, 2018		
Period No	25		
Monthly Period	Oct 31, 2018		
Interest Period	From	Oct 22, 2018	to Nov 20, 2018 = 29 days

31. Swap counterparty data

Swap counterparty data	
Swap counterparty provider	Lloyds Bank PLC
Swap termination event	No

Swap data	
Swap type	Fixed floating interest rate swap
Notional amount (in EUR)	275,684,609.92
Fixed rate (in %)	-0.4119
Floating rate (Euribor in %)	-0.3690
Net swap payments (in EUR) (- from SPV / + to SPV)	12,681.49