

Bavarian Sky S.A., Compartment German Auto Loans 5
Monthly Investor Report

Compartment German Auto Loans 5

Monthly Investor Report



Cover Sheet Monthly Investor Report

Index

1. Contact Information
2. Reporting Contact Details
3. Counterparty History
4. Overview Dates
5. Portfolio information
6. Reserves
7. Performance data
8. Defaulted Amount & Recovery Amount
9. Defaulted Amount & Recovery Amount - Loan Level Data
10. Outstanding Note Balance
11. Original Principal Balance
12. Aggregate Principal Balance
13. Aggregate Outstanding Principal Balance
14. Down Payments
15. Borrower Concentration
16. Geographical Distribution
17. Object Type
18. Delinquencies
19. Seasoning
20. Remaining Term
21. Original Term
22. Vehicle Class
23. Payment Type
24. Interest Rates
25. Credit Type
26. Contracts per Customer
27. Amortisation
28. Priority of Payments
29. Transaction Costs
30. Ratings
31. Swap Counterparties

Reporting Date	Sept 11, 2018
Payment Date	Sept 20, 2018
Period No	23
Monthly Period	Aug 31, 2018
Interest Period	From Aug 20, 2018 to Sept 20, 2018 = 31 days

Compartment German Auto Loans 5

Monthly Investor Report



Reporting Date	Sept 11, 2018
Payment Date	Sept 20, 2018
Period No	23
Monthly Period	Aug 31, 2018
Interest Period	From Aug 20, 2018 to Sept 20, 2018 = 31 days

1. Contact Information

Transaction Parties

Issuer:

Bavarian Sky S.A.

Acting in respect of its Compartment German Auto Loans 5
2a, rue Nicolas Bové
L-1253 Luxembourg
Luxembourg
Att.: Valérie Schleimer
valerie.schleimer@intertrustgroup.com
+352 26 44 91

Corporate Administrator:

Intertrust (Luxembourg) S.à r.l.

6, Rue Eugène Ruppert
L-2453 Luxembourg
Luxembourg
Att.: Valérie Schleimer
valerie.schleimer@intertrustgroup.com
+352 26 44 91

Originator/Service:

BMW Bank GmbH

Heidemannstrasse 164
80939 Munich
Germany
Att.: Antoun Zakhour
abs.bmwgroup@bmw.de
+49-89-382-61467
Att.: Michael Dalchow
abs.bmwgroup@bmw.de
+49-89-382-53070

Compartment German Auto Loans 5

Monthly Investor Report



Reporting Date	Sept 11, 2018		
Payment Date	Sept 20, 2018		
Period No	23		
Monthly Period	Aug 31, 2018		
Interest Period	From	Aug 20, 2018	to Sept 20, 2018 = 31 days

1. Contact Information

Transaction Parties

Calculation Agent/Paying Agent/ Interest Determination Agent:

Elavon Financial Services Limited, UK Branch
125 Old Broad Street, 5th Floor
EC2N 1AR London
United Kingdom
Att.: Structured Finance Relationship Management
mbs.relationship.management@usbank.com

Trustee:

U.S. Bank Trustees Limited
125 Old Broad Street 5th Floor
EC2N 1AR London
United Kingdom
Att.: Structured Finance Relationship Management
mbs.relationship.management@usbank.com; chris.yates1@usbank.com
+44 207 330 2144

Issuer Account Bank:

Elavon Financial Services Limited, UK Branch
125 Old Broad Street, 5th Floor
EC2N 1AR London
United Kingdom
Att.: Structured Finance Relationship Management
mbs.relationship.management@usbank.com

Data Trustee:

Intertrust Trustees Limited
35 Great St. Helen's
EC3A 6AP London
United Kingdom
Att.: The Directors
IntertrustTrustees-uk@intertrustgroup.com
+44 20 73986300

Compartment German Auto Loans 5

Monthly Investor Report



Reporting Date	Sept 11, 2018
Payment Date	Sept 20, 2018
Period No	23
Monthly Period	Aug 31, 2018
Interest Period	From Aug 20, 2018 to Sept 20, 2018 = 31 days

1. Contact Information

Transaction Parties

Swap Counterparty:

Lloyds Bank PLC
10 Gresham Street
EC2V 7AE London
United Kingdom
WMTT-IRPConfirmations@lloydsbanking.com

Rating Agencies:

Fitch Ratings Ltd
30 North Colonnade, Canary Wharf
E14 5GN London
United Kingdom
ABSsurveillance@fitchratings.com

Moody's Investors Service Limited
One Canada Square, Canary Wharf
E14 5FH London
United Kingdom
monitor.abs@moodys.com

Compartment German Auto Loans 5

Monthly Investor Report



Reporting Date	Sept 11, 2018
Payment Date	Sept 20, 2018
Period No	23
Monthly Period	Aug 31, 2018
Interest Period	From Aug 20, 2018 to Sept 20, 2018 = 31 days

2. Reporting Contact Details

Contact for Servicer Report (Portfolio related information in Investor Report)

Contact for Investor Reporting:

BMW Bank GmbH

Heidemannstrasse 164
80939 Munich
Germany

Att.: Antoun Zakhour

abs.bmwgroup@bmw.de
+49-89-382-61467

Att.: Michael Dalchow

abs.bmwgroup@bmw.de
+49-89-382-53070

Calculation Agent:

Elavon Financial Services Limited, UK Branch

125 Old Broad Street, 5th Floor
EC2N 1AR London
United Kingdom

Att.: Structured Finance Relationship Management
mbs.relationship.management@usbank.com

Compartment German Auto Loans 5

Monthly Investor Report



3. Counterparty History

Replacement Party to be added if applicable

Reporting Date	Sept 11, 2018		
Payment Date	Sept 20, 2018		
Period No	23		
Monthly Period	Aug 31, 2018		
Interest Period	From	Aug 20, 2018	to Sept 20, 2018 = 31 days

Compartment German Auto Loans 5
Monthly Investor Report



Reporting Date	Sept 11, 2018		
Payment Date	Sept 20, 2018		
Period No	23		
Monthly Period	Aug 31, 2018		
Interest Period	From	Aug 20, 2018	to Sept 20, 2018 = 31 days

4. Overview Dates

Initial Cut-Off Date:	30/09/2016		
Issue Date:	20/10/2016	Legal Maturity Date:	20/10/2023
Reporting Date	11/09/2018		
Investor Reporting Date	18/09/2018		
Interest Determination Date	16/08/2018		
Reporting Frequency:	monthly		
Monthly Period No. (since Issue Date):	23	(since Issue Date)	
Payment Date:	20/09/2018		
Next Payment Date	22/10/2018		
Monthly Period:	01/08/2018	until	31/08/2018

Compartment German Auto Loans 5

Monthly Investor Report



Reporting Date	Sept 11, 2018		
Payment Date	Sept 20, 2018		
Period No	23		
Monthly Period	Aug 31, 2018		
Interest Period	From	Aug 20, 2018	to Sept 20, 2018 = 31 days

5. Portfolio information

	current period	prior period
Outstanding receivables in EUR	Aggregate outstanding principal balance	Aggregate outstanding principal balance
Beginning of period in EUR	443,444,449.78	470,485,907.15
Scheduled principal payments in EUR	15,620,264.88	17,851,165.37
Prepayment* principal in EUR	7,119,693.22	8,341,472.15
Prepayments* number of contracts	496	552
Repurchases* principal in EUR	906,536.23	785,102.56
Repurchases* number of contracts	65	40
Total principal collections in EUR	23,646,494.33	26,977,740.08
Total interest collections in EUR	1,229,392.92	1,312,135.03
Defaulted Amounts in EUR	86,336.15	63,717.29
Late Recoveries in EUR	24,918.63	42,044.18
End of Period in EUR	419,711,619.30	443,444,449.78
Current prepayment rate (annualised) in %	18.24	20.01

* Prepayments are defined as all contracts that are early settled by the borrower and repurchases are defined as all contracts that are repurchased due to modification of contract.

Compartment German Auto Loans 5

Monthly Investor Report



Reporting Date	Sept 11, 2018			
Payment Date	Sept 20, 2018			
Period No	23			
Monthly Period	Aug 31, 2018			
Interest Period	From	Aug 20, 2018	to	Sept 20, 2018 = 31 days

6. Reserves

Aggregate outstanding notes balance

Initial outstanding notes balance in EUR 1,075,300,000.00

Cash Reserve	in %	in EUR
Outstanding cash reserve beginning of period		5,380,000.00
Interest on cash reserve - previous period		0.00
Required cash reserve		5,380,000.00
Outstanding cash reserve end of period		5,380,000.00

Triggers*								
Reserves	Current ratio	Trigger	Required Rating BMW AG				Trigger Breach	
			Fitch	S&P	Moody's	DBRS		
Commingling Reserve			Long Term	A	N/A	A2	N/A	no
			Short Term	F1	N/A	P-1	N/A	

* Breach of one of these triggers in conjunction with any other event as set out in the Servicing Agreement and / or the Receivables Purchase Agreement will oblige BMW Bank GmbH to post additional cash collateral. The Reserves will be adjusted on a monthly basis and shall be deposited in the Issuer Account and exclusively reserved to cover risks.

Commingling Reserve	in EUR
Outstanding Commingling Reserve end of period	0.00

Set-Off Risk (current ratio): 0,01%



Reporting Date	Sept 11, 2018		
Payment Date	Sept 20, 2018		
Period No	23		
Monthly Period	Aug 31, 2018		
Interest Period	From	Aug 20, 2018	to Sept 20, 2018 = 31 days

7. Performance data

Aggregate outstanding notes balance

Beginning of period (in EUR)	398,991,081.91
End of period (in EUR)	374,170,124.51

Ratios

31- 60 days past due	(in EUR)	(in %)
31- 60 days past due period before previous period	952,948.61	0.20
31- 60 days past due previous period	919,493.63	0.21
31- 60 days past due current period	878,398.70	0.21

61- 90 days past due	(in EUR)	(in %)
61- 90 days past due period before previous period	432,485.51	0.09
61- 90 days past due previous period	371,184.37	0.08
61- 90 days past due current period	344,764.72	0.08

Cumulative net loss ratio	Current ratio
Cumulative net loss ratio (in %)	0.26

Performance data

Number of contracts being 31 - 60 days delinquent	61
Number of contracts being 61 - 90 days delinquent	20
Balance of contracts being 31 - 60 days delinquent (in EUR)	878,398.70
Balance of contracts being 61 - 90 days delinquent (in EUR)	344,764.72
Defaulted amounts (in EUR)	86,336.15
Cumulative defaulted amounts (in EUR)	2,798,915.20
Recoveries (in EUR)	147,157.67
Cumulative recoveries (in EUR)	3,417,007.08

Compartment German Auto Loans 5

Monthly Investor Report



Reporting Date	Sept 11, 2018		
Payment Date	Sept 20, 2018		
Period No	23		
Monthly Period	Aug 31, 2018		
Interest Period	From	Aug 20, 2018	to Sept 20, 2018 = 31 days

8. Defaulted Amount & Recovery Amount

(as at end of Monthly Period)

Collection Period	Number of Defaulted Agreements in Collection Period	Defaulted Amount in Collection Period (in EUR)	Aggregate Defaulted Amount since Initial Cut-Off Date (in EUR)	Purchased Amount of New Receivables (in EUR)	Aggregate Amount of Purchased Receivables (in EUR)	Cumulative Net Loss Ratio (in %)	Recovery Amount in Collection Period (in EUR)	Cumulative Recovery Amount (in EUR)
Sept - 16	0	n/a	n/a	1,075,299,959.75	1,075,299,959.75	n/a	n/a	n/a
Oct - 16	12	54.97	54.97	0.00	1,075,299,959.75	0.00	0.00	0.00
Nov - 16	9	47.02	101.99	0.00	1,075,299,959.75	0.00	0.00	0.00
Dec - 16	18	49,032.08	49,134.07	0.00	1,075,299,959.75	0.00	419.76	419.76
Jan - 17	20	18,531.85	67,665.92	0.00	1,075,299,959.75	0.01	46,042.72	46,462.48
Feb - 17	19	42,954.65	110,620.57	0.00	1,075,299,959.75	0.01	85,561.07	132,023.55
Mar - 17	34	69,603.93	180,224.50	0.00	1,075,299,959.75	0.02	121,239.60	253,263.15
Apr - 17	17	45,746.15	225,970.65	0.00	1,075,299,959.75	0.02	84,685.97	337,949.12
May - 17	25	54,954.96	280,925.61	0.00	1,075,299,959.75	0.03	103,854.85	441,803.97
June - 17	25	172,891.55	453,817.16	0.00	1,075,299,959.75	0.04	164,290.18	606,094.15
July - 17	23	78,225.01	532,042.17	0.00	1,075,299,959.75	0.05	205,426.21	811,520.36
Aug - 17	32	143,089.96	675,132.13	0.00	1,075,299,959.75	0.06	214,193.98	1,025,714.34
Sept - 17	37	182,079.06	857,211.19	0.00	1,075,299,959.75	0.08	180,755.82	1,206,470.16
Oct - 17	36	191,833.12	1,049,044.31	0.00	1,075,299,959.75	0.10	107,556.17	1,314,026.33
Nov - 17	33	283,516.01	1,332,560.32	0.00	1,075,299,959.75	0.12	160,879.94	1,474,906.27
Dec - 17	33	218,258.78	1,550,819.10	0.00	1,075,299,959.75	0.14	194,108.59	1,669,014.86
Jan - 18	32	216,132.22	1,766,951.32	0.00	1,075,299,959.75	0.16	235,162.92	1,904,177.78
Feb - 18	29	247,601.96	2,014,553.28	0.00	1,075,299,959.75	0.19	326,748.35	2,230,926.13
Mar - 18	40	169,251.20	2,183,804.48	0.00	1,075,299,959.75	0.20	328,291.40	2,559,217.53
Apr - 18	33	213,444.42	2,397,248.90	0.00	1,075,299,959.75	0.22	253,070.90	2,812,288.43
May - 18	22	113,612.46	2,510,861.36	0.00	1,075,299,959.75	0.23	158,270.91	2,970,559.34
June - 18	45	138,000.40	2,648,861.76	0.00	1,075,299,959.75	0.25	151,427.75	3,121,987.09
July - 18	28	63,717.29	2,712,579.05	0.00	1,075,299,959.75	0.25	147,862.32	3,269,849.41
Aug - 18	24	86,336.15	2,798,915.20	0.00	1,075,299,959.75	0.26	147,157.67	3,417,007.08

Compartment German Auto Loans 5

Monthly Investor Report



Reporting Date	Sept 11, 2018		
Payment Date	Sept 20, 2018		
Period No	23		
Monthly Period	Aug 31, 2018		
Interest Period	From	Aug 20, 2018	to Sept 20, 2018 = 31 days

9. Defaulted Amount & Recovery Amount - Loan Level Data*

	Month / Year of Default	Month / Year of Loan Origination	Principal Balance (Initial in EUR)	Principal Balance of Loan at Default (in EUR)	Recovery Total (in EUR)	Principal Balance End of Period (in EUR)	Object Type (new / used)	Vehicle Series	Customer Type (private / commercial)	Out of Deal (Month / Year)
1	Dec - 16	June - 16	50,214.58	49,378.14	2,609.96	46,768.18	Used	3 Series	Private	
2	Jan - 17	Dec - 13	37,533.92	37,141.54	20,598.75	16,542.79	New	5 Series	Commercial	
3	Jan - 17	Feb - 16	9,407.79	9,277.96	7,667.10	1,610.86	Used	Other BMW Group	Private	
4	Feb - 17	Sept - 15	20,895.96	20,424.93	16,243.70	4,181.23	Used	X1 Series	Commercial	
5	Feb - 17	Oct - 15	13,219.89	12,926.80	11,863.12	1,063.68	Used	1 Series	Private	
6	Feb - 17	Sept - 14	39,217.65	38,490.19	20,228.27	18,261.92	Used	5 Series	Commercial	
7	Feb - 17	Mar - 16	16,955.66	16,211.03	9,535.00	6,676.03	Used	Non BMW Group (incl. Motorcycles)	Commercial	
8	Feb - 17	Oct - 15	21,138.28	20,923.75	20,923.75	0.00	New	1 Series	Commercial	
9	Apr - 17	Dec - 14	72,265.28	69,328.43	47,918.19	21,410.24	New	X6 Series	Commercial	
10	Apr - 17	May - 16	19,354.35	18,812.95	11,075.30	7,737.65	Used	3 Series	Commercial	
11	Apr - 17	Dec - 15	10,263.99	9,400.14	6,328.88	3,071.26	Used	Non BMW Group (incl. Motorcycles)	Private	
12	May - 17	June - 16	12,239.94	11,316.41	11,316.41	0.00	Used	7 Series	Private	
13	May - 17	Dec - 13	30,939.40	29,096.99	15,021.94	14,075.05	Used	X5 Series	Commercial	
14	May - 17	May - 16	7,967.79	2,981.83	-4,866.30	7,848.13	New	Other BMW Group	Commercial	
15	May - 17	Aug - 14	14,805.44	13,976.85	10,730.43	3,246.42	Used	6 Series	Commercial	
16	May - 17	June - 16	37,479.63	37,479.63	37,479.63	0.00	New	X6 Series	Commercial	
17	May - 17	May - 16	7,967.79	3,981.83	945.52	3,036.31	New	Other BMW Group	Commercial	
18	May - 17	Apr - 16	31,209.66	30,763.97	30,763.97	0.00	New	X4 Series	Commercial	
19	June - 17	May - 15	28,439.84	28,439.84	4,558.07	23,881.77	Used	Non BMW Group (incl. Motorcycles)	Commercial	
20	June - 17	Feb - 15	23,749.38	22,434.13	13,380.38	9,053.75	New	2 Series	Commercial	
21	June - 17	July - 15	53,260.26	53,260.26	48,913.54	4,346.72	New	X6 Series	Commercial	
22	June - 17	July - 14	25,655.94	23,870.83	13,528.33	10,342.50	Used	3 Series	Private	
23	June - 17	July - 14	30,519.03	28,197.29	22,778.42	5,418.87	New	4 Series	Commercial	
24	June - 17	Feb - 16	28,068.62	26,141.99	10,814.75	15,327.24	Used	5 Series	Commercial	
25	June - 17	July - 12	17,886.90	16,100.09	13,633.04	2,467.05	Used	X5 Series	Commercial	
26	June - 17	Apr - 15	47,354.02	43,173.15	22,660.95	20,512.20	New	5 Series	Private	
27	June - 17	Dec - 14	7,454.45	7,206.10	3,438.15	3,767.95	Used	1 Series	Commercial	
28	July - 17	Dec - 15	18,773.22	17,757.38	9,902.21	7,855.17	Used	1 Series	Private	
29	July - 17	Feb - 15	29,623.81	28,096.33	22,411.31	5,685.02	Used	X6 Series	Commercial	
30	July - 17	May - 16	23,714.19	9,659.50	-200.00	9,859.50	Used	X5 Series	Commercial	
31	July - 17	Mar - 16	20,437.23	19,245.85	11,519.26	7,726.59	Used	5 Series	Commercial	
32	July - 17	May - 14	25,899.70	22,810.32	22,810.32	0.00	New	Non BMW Group (incl. Motorcycles)	Commercial	
33	July - 17	Feb - 15	17,783.63	16,238.55	10,472.37	5,766.18	Used	5 Series	Commercial	

Compartment German Auto Loans 5

Monthly Investor Report



Reporting Date	Sept 11, 2018		
Payment Date	Sept 20, 2018		
Period No	23		
Monthly Period	Aug 31, 2018		
Interest Period	From	Aug 20, 2018	to Sept 20, 2018 = 31 days

9. Defaulted Amount & Recovery Amount - Loan Level Data*

	Month / Year of Default	Month / Year of Loan Origination	Principal Balance (Initial in EUR)	Principal Balance of Loan at Default (in EUR)	Recovery Total (in EUR)	Principal Balance End of Period (in EUR)	Object Type (new / used)	Vehicle Series	Customer Type (private / commercial)	Out of Deal (Month / Year)
34	July - 17	Nov - 13	6,030.73	3,356.67	3,356.67	0.00	Used	1 Series	Private	
35	July - 17	June - 16	35,891.38	35,359.01	24,314.19	11,044.82	Used	5 Series	Commercial	
36	Aug - 17	May - 16	20,268.65	13,830.20	13,830.20	0.00	Used	MINI	Commercial	
37	Aug - 17	Feb - 16	14,474.76	13,299.48	11,149.57	2,149.91	Used	5 Series	Commercial	
38	Aug - 17	June - 16	44,500.80	40,653.18	23,566.74	17,086.44	New	4 Series	Commercial	
39	Aug - 17	Sept - 14	21,288.51	19,962.24	14,093.97	5,868.27	New	MINI	Commercial	
40	Aug - 17	Sept - 15	5,611.49	4,984.31	4,314.83	669.48	Used	Other BMW Group	Private	
41	Aug - 17	Apr - 16	27,142.23	7,095.51	122.54	6,972.97	Used	5 Series	Commercial	
42	Aug - 17	June - 16	75,103.42	4,889.40	0.00	4,889.40	New	4 Series	Private	
43	Aug - 17	Dec - 13	45,098.59	30,044.34	-1,695.72	31,740.06	Used	7 Series	Commercial	
44	Aug - 17	Feb - 16	8,380.82	8,066.71	0.00	8,066.71	Used	3 Series	Private	
45	Sept - 17	Mar - 16	23,634.57	7,441.65	-86.88	7,528.53	Used	X1 Series	Commercial	
46	Sept - 17	Nov - 15	62,549.55	60,266.42	60,266.42	0.00	New	4 Series	Commercial	
47	Sept - 17	Dec - 13	6,990.37	5,820.38	1,236.84	4,583.54	Used	3 Series	Private	
48	Sept - 17	Mar - 16	13,697.91	12,883.90	8,495.32	4,388.58	Used	1 Series	Commercial	
49	Sept - 17	Apr - 16	45,516.89	22,796.82	-447.80	23,244.62	New	4 Series	Commercial	
50	Sept - 17	June - 16	37,788.81	35,391.13	15,817.35	19,573.78	New	2 Series	Private	
51	Sept - 17	Aug - 14	29,769.84	8,362.17	-155.20	8,517.37	New	BMW Series	Commercial	
52	Sept - 17	May - 14	5,584.08	1,673.03	-86.24	1,759.27	Used	MINI	Private	
53	Sept - 17	May - 16	25,096.67	12,123.75	4,273.56	7,850.19	Used	3 Series	Private	
54	Sept - 17	Apr - 16	30,148.83	28,054.96	24,304.75	3,750.21	New	X1 Series	Commercial	
55	Sept - 17	Sept - 15	40,465.33	36,751.37	20,092.42	16,658.95	New	5 Series	Commercial	
56	Sept - 17	Apr - 15	12,740.25	12,262.82	6,568.82	5,694.00	Used	1 Series	Commercial	
57	Sept - 17	Aug - 15	12,050.65	11,235.55	5,700.00	5,535.55	Used	3 Series	Private	
58	Sept - 17	May - 16	20,552.26	20,168.41	11,664.82	8,503.59	Used	3 Series	Private	
59	Oct - 17	May - 16	31,906.83	30,209.70	16,354.51	13,855.19	Used	5 Series	Commercial	
60	Oct - 17	Feb - 14	15,722.48	14,746.67	10,452.00	4,294.67	Used	X1 Series	Private	
61	Oct - 17	Feb - 16	41,256.45	39,383.88	26,023.39	13,360.49	Used	6 Series	Commercial	
62	Oct - 17	May - 16	14,975.62	12,483.29	12,483.29	0.00	Used	3 Series	Private	
63	Oct - 17	May - 16	4,315.55	3,694.59	0.00	3,694.59	Used	Non BMW Group (incl. Motorcycles)	Private	
64	Oct - 17	May - 15	11,725.53	7,492.17	2,750.26	4,741.91	Used	Non BMW Group (incl. Motorcycles)	Commercial	
65	Oct - 17	Dec - 14	26,962.99	10,003.27	-13.26	10,016.53	Used	5 Series	Commercial	
66	Oct - 17	May - 13	8,540.59	4,285.60	4,088.85	196.75	Used	3 Series	Private	

Compartment German Auto Loans 5

Monthly Investor Report



Reporting Date	Sept 11, 2018		
Payment Date	Sept 20, 2018		
Period No	23		
Monthly Period	Aug 31, 2018		
Interest Period	From	Aug 20, 2018	to Sept 20, 2018 = 31 days

9. Defaulted Amount & Recovery Amount - Loan Level Data*

	Month / Year of Default	Month / Year of Loan Origination	Principal Balance (Initial in EUR)	Principal Balance of Loan at Default (in EUR)	Recovery Total (in EUR)	Principal Balance End of Period (in EUR)	Object Type (new / used)	Vehicle Series	Customer Type (private / commercial)	Out of Deal (Month / Year)
67	Oct - 17	June - 16	13,207.18	11,285.30	7,575.21	3,710.09	Used	Non BMW Group (incl. Motorcycles)	Commercial	
68	Oct - 17	July - 14	19,420.84	18,725.55	-180.00	18,905.55	New	1 Series	Commercial	
69	Oct - 17	Apr - 16	13,681.66	12,811.23	8,398.56	4,412.67	New	Other BMW Group	Private	
70	Oct - 17	Sept - 14	25,411.07	22,001.22	13,968.61	8,032.61	New	X1 Series	Commercial	
71	Oct - 17	July - 14	28,501.89	24,055.76	14,804.87	9,250.89	Used	5 Series	Commercial	
72	Oct - 17	Aug - 15	13,165.87	12,610.27	12,610.27	0.00	Used	3 Series	Private	
73	Nov - 17	Feb - 16	15,621.03	11,745.09	7,244.90	4,500.19	Used	Non BMW Group (incl. Motorcycles)	Commercial	
74	Nov - 17	Aug - 15	8,510.91	7,018.12	5,335.21	1,682.91	Used	3 Series	Private	
75	Nov - 17	Apr - 16	43,761.40	41,184.37	41,247.68	0.00	Used	X6 Series	Private	
76	Nov - 17	Apr - 15	2,322.47	383.76	383.76	0.00	Used	5 Series	Private	
77	Nov - 17	Apr - 16	76,915.57	71,264.02	30,509.56	40,754.46	New	7 Series	Commercial	
78	Nov - 17	Mar - 16	24,773.12	23,307.28	0.00	23,307.28	Used	5 Series	Commercial	
79	Nov - 17	Dec - 14	34,903.60	31,355.06	18,179.33	13,175.73	Used	X6 Series	Commercial	
80	Nov - 17	Sept - 15	42,924.41	41,751.62	14,321.28	27,430.34	Used	Non BMW Group (incl. Motorcycles)	Commercial	
81	Nov - 17	Apr - 16	7,435.13	6,604.20	6,604.20	0.00	Used	3 Series	Private	
82	Nov - 17	Apr - 14	41,559.82	41,059.69	0.00	41,059.69	New	5 Series	Commercial	
83	Nov - 17	May - 16	14,019.07	6,940.80	0.00	6,940.80	Used	1 Series	Private	
84	Dec - 17	Dec - 15	9,152.63	7,986.92	2,823.24	5,163.68	Used	Non BMW Group (incl. Motorcycles)	Private	
85	Dec - 17	Oct - 15	12,944.91	12,153.44	2,256.00	9,897.44	Used	Non BMW Group (incl. Motorcycles)	Commercial	
86	Dec - 17	May - 12	9,642.48	6,849.70	3,925.06	2,924.64	Used	5 Series	Private	
87	Dec - 17	July - 14	45,744.85	41,396.66	17,009.82	24,386.84	New	5 Series	Commercial	
88	Dec - 17	Feb - 16	63,643.51	59,171.70	40,739.21	18,432.49	New	X6 Series	Commercial	
89	Dec - 17	July - 14	38,117.92	21,855.79	0.00	21,855.79	Used	X3 Series	Commercial	
90	Dec - 17	Dec - 15	45,856.10	42,891.53	18,095.60	24,795.93	Used	6 Series	Commercial	
91	Dec - 17	Apr - 16	15,660.75	13,283.92	13,283.92	0.00	Used	1 Series	Private	
92	Dec - 17	July - 14	47,846.08	44,876.19	19,625.15	25,251.04	Used	X5 Series	Private	
93	Dec - 17	May - 14	16,652.18	13,701.53	7,572.73	6,128.80	Used	7 Series	Commercial	
94	Jan - 18	June - 16	43,467.46	38,079.36	24,578.98	13,500.38	Used	X5 Series	Commercial	
95	Jan - 18	Jan - 16	20,348.37	825.99	180.88	673.42	Used	X5 Series	Commercial	
96	Jan - 18	Mar - 16	12,820.65	11,053.86	0.00	11,053.86	Used	3 Series	Private	
97	Jan - 18	July - 14	10,335.53	4,263.63	-259.16	4,522.79	Used	5 Series	Commercial	
98	Jan - 18	Apr - 16	55,539.52	50,706.89	33,488.75	17,218.14	Used	X6 Series	Commercial	
99	Jan - 18	June - 14	14,438.97	5,822.72	5,822.72	0.00	Used	5 Series	Private	

Compartment German Auto Loans 5

Monthly Investor Report



Reporting Date	Sept 11, 2018		
Payment Date	Sept 20, 2018		
Period No	23		
Monthly Period	Aug 31, 2018		
Interest Period	From	Aug 20, 2018	to Sept 20, 2018 = 31 days

9. Defaulted Amount & Recovery Amount - Loan Level Data*

	Month / Year of Default	Month / Year of Loan Origination	Principal Balance (Initial in EUR)	Principal Balance of Loan at Default (in EUR)	Recovery Total (in EUR)	Principal Balance End of Period (in EUR)	Object Type (new / used)	Vehicle Series	Customer Type (private / commercial)	Out of Deal (Month / Year)
100	Jan - 18	Dec - 15	27,248.82	25,243.59	15,558.03	9,685.56	New	MINI	Private	
101	Jan - 18	Sept - 15	24,876.32	22,968.44	0.00	22,968.44	New	1 Series	Commercial	
102	Jan - 18	Aug - 15	51,959.06	49,546.83	32,104.23	17,442.60	New	X5 Series	Commercial	
103	Jan - 18	Feb - 16	13,711.80	10,916.50	10,916.50	0.00	Used	X5 Series	Private	
104	Jan - 18	Mar - 16	9,258.27	5,796.37	5,796.37	0.00	Used	X3 Series	Commercial	
105	Jan - 18	Nov - 14	32,558.44	26,879.60	26,879.60	0.00	New	3 Series	Private	
106	Jan - 18	May - 14	4,487.90	3,047.76	1,451.31	1,596.45	Used	3 Series	Commercial	
107	Jan - 18	May - 16	12,562.90	11,649.71	9,227.94	2,421.77	Used	Other BMW Group	Commercial	
108	Jan - 18	June - 16	31,896.47	28,684.08	16,651.20	12,032.88	New	2 Series	Private	
109	Jan - 18	Feb - 15	6,944.32	5,774.15	5,774.15	0.00	New	Other BMW Group	Private	
110	Jan - 18	June - 16	19,765.67	6,386.97	-76.03	6,463.00	Used	5 Series	Commercial	
111	Feb - 18	Oct - 14	10,879.37	9,844.32	4,405.03	5,439.29	Used	1 Series	Commercial	
112	Feb - 18	Sept - 15	21,475.25	11,283.86	0.00	11,283.86	New	1 Series	Commercial	
113	Feb - 18	Oct - 15	23,359.19	18,220.04	18,220.04	0.00	New	1 Series	Private	
114	Feb - 18	Apr - 16	62,353.91	55,838.05	0.00	55,838.05	New	7 Series	Commercial	
115	Feb - 18	June - 16	34,632.07	34,565.90	0.00	34,565.90	New	4 Series	Commercial	
116	Feb - 18	Feb - 16	11,272.14	9,858.66	4,864.50	4,994.16	Used	3 Series	Private	
117	Feb - 18	Oct - 14	12,389.34	10,418.69	10,418.69	0.00	Used	3 Series	Commercial	
118	Feb - 18	Dec - 15	40,017.12	30,257.27	19,430.80	10,826.47	Used	7 Series	Commercial	
119	Feb - 18	Feb - 15	21,756.88	16,687.20	10,172.28	6,514.92	New	1 Series	Commercial	
120	Feb - 18	Jan - 16	49,455.42	45,627.15	4,337.04	41,290.11	Used	5 Series	Commercial	
121	Feb - 18	Feb - 16	18,074.34	15,512.99	11,924.22	3,588.77	Used	MINI	Commercial	
122	Feb - 18	Nov - 15	14,998.81	13,513.80	7,975.16	5,538.64	Used	1 Series	Commercial	
123	Feb - 18	Nov - 15	16,354.07	14,584.66	7,680.22	6,904.44	Used	1 Series	Commercial	
124	Feb - 18	July - 15	1,595.91	831.59	831.59	0.00	Used	MINI	Private	
125	Mar - 18	Aug - 14	2,877.31	634.39	634.39	0.00	Used	MINI	Private	
126	Mar - 18	Mar - 16	42,973.69	37,457.78	23,369.01	14,088.77	New	X1 Series	Commercial	
127	Mar - 18	May - 16	30,076.05	27,813.89	16,024.77	11,789.12	New	MINI	Commercial	
128	Mar - 18	Dec - 15	28,256.67	24,075.17	12,608.14	11,467.03	New	1 Series	Commercial	
129	Mar - 18	Mar - 16	44,852.08	37,949.45	24,686.55	13,262.90	Used	X5 Series	Private	
130	Mar - 18	Dec - 15	69,727.80	61,543.83	42,084.36	19,459.47	New	X6 Series	Commercial	
131	Mar - 18	May - 15	37,507.33	30,439.39	4,251.03	26,188.36	Used	X5 Series	Private	
132	Mar - 18	Sept - 14	21,632.80	18,225.25	7,136.39	11,088.86	Used	5 Series	Commercial	

Compartment German Auto Loans 5

Monthly Investor Report



Reporting Date	Sept 11, 2018		
Payment Date	Sept 20, 2018		
Period No	23		
Monthly Period	Aug 31, 2018		
Interest Period	From	Aug 20, 2018	to Sept 20, 2018 = 31 days

9. Defaulted Amount & Recovery Amount - Loan Level Data*

	Month / Year of Default	Month / Year of Loan Origination	Principal Balance (Initial in EUR)	Principal Balance of Loan at Default (in EUR)	Recovery Total (in EUR)	Principal Balance End of Period (in EUR)	Object Type (new / used)	Vehicle Series	Customer Type (private / commercial)	Out of Deal (Month / Year)
133	Mar - 18	Sept - 15	14,230.16	12,279.52	9,168.15	3,111.37	Used	1 Series	Commercial	
134	Apr - 18	Aug - 15	3,728.50	2,101.78	416.16	1,685.62	Used	Non BMW Group (incl. Motorcycles)	Private	
135	Apr - 18	Feb - 16	47,439.72	39,274.42	24,087.88	15,186.54	Used	6 Series	Commercial	
136	Apr - 18	Jan - 16	8,359.05	6,583.76	6,583.76	0.00	New	Other BMW Group	Private	
137	Apr - 18	Aug - 15	85,356.93	69,029.04	40,299.89	28,729.15	New	6 Series	Commercial	
138	Apr - 18	Sept - 14	28,337.42	22,763.81	17,402.58	5,361.23	New	X1 Series	Private	
139	Apr - 18	July - 15	6,107.26	3,428.54	3,428.54	0.00	Used	1 Series	Commercial	
140	Apr - 18	June - 16	18,768.60	11,558.28	11,558.28	0.00	Used	X3 Series	Private	
141	Apr - 18	July - 14	10,959.08	2,351.34	2,351.34	0.00	Used	1 Series	Private	
142	Apr - 18	Jan - 15	18,242.20	13,509.89	9,782.00	3,727.89	New	1 Series	Private	
143	Apr - 18	Jan - 16	21,583.36	18,070.34	10,187.10	7,883.24	Used	3 Series	Commercial	
144	Apr - 18	Apr - 16	32,543.67	29,044.23	19,236.53	9,807.70	Used	X5 Series	Commercial	
145	Apr - 18	Mar - 15	23,901.58	20,637.10	11,715.57	8,921.53	New	X1 Series	Commercial	
146	Apr - 18	Feb - 16	46,456.95	39,346.73	39,346.73	0.00	New	4 Series	Commercial	
147	May - 18	Feb - 15	12,276.37	5,554.73	5,554.73	0.00	New	1 Series	Private	
148	May - 18	Dec - 14	20,549.80	18,010.45	10,163.00	7,847.45	New	3 Series	Private	
149	May - 18	Apr - 15	15,376.17	13,453.33	12,923.29	530.04	Used	1 Series	Private	
150	May - 18	Oct - 14	54,310.98	2,596.80	2,043.12	553.68	New	5 Series	Commercial	
151	May - 18	June - 16	27,549.41	23,776.89	13,380.38	10,396.51	New	MINI	Commercial	
152	May - 18	May - 16	59,688.58	47,690.97	23,899.75	23,791.22	New	4 Series	Commercial	
153	May - 18	Jan - 16	53,184.54	45,374.16	21,325.26	24,048.90	Used	X4 Series	Commercial	
154	June - 18	Apr - 16	6,070.47	3,693.91	998.08	2,695.83	Used	3 Series	Private	
155	June - 18	May - 14	12,824.83	9,643.03	0.00	9,643.03	Used	7 Series	Commercial	
156	June - 18	June - 16	10,525.68	8,263.17	6,168.00	2,095.17	Used	5 Series	Private	
157	June - 18	Nov - 14	6,712.80	4,582.43	0.00	4,582.43	Used	1 Series	Private	
158	June - 18	Nov - 12	7,472.29	4,272.31	750.00	3,522.31	Used	1 Series	Private	
159	June - 18	May - 15	34,847.66	27,775.79	10,864.50	16,911.29	New	3 Series	Private	
160	June - 18	Nov - 14	5,484.43	645.34	426.24	219.10	Used	Non BMW Group (incl. Motorcycles)	Private	
161	June - 18	May - 16	55,718.69	48,863.84	34,792.77	14,071.07	New	X5 Series	Commercial	
162	June - 18	Aug - 15	21,388.66	17,059.26	7,927.23	9,132.03	Used	5 Series	Commercial	
163	June - 18	June - 14	13,008.29	10,129.19	6,635.00	3,494.19	Used	MINI	Private	
164	June - 18	May - 13	15,655.53	10,255.72	6,835.00	3,420.72	Used	5 Series	Private	
165	June - 18	Feb - 16	8,171.54	5,903.39	4,635.00	1,268.39	Used	5 Series	Private	

Compartment German Auto Loans 5

Monthly Investor Report



Reporting Date	Sept 11, 2018		
Payment Date	Sept 20, 2018		
Period No	23		
Monthly Period	Aug 31, 2018		
Interest Period	From	Aug 20, 2018	to Sept 20, 2018 = 31 days

9. Defaulted Amount & Recovery Amount - Loan Level Data*

	Month / Year of Default	Month / Year of Loan Origination	Principal Balance (Initial in EUR)	Principal Balance of Loan at Default (in EUR)	Recovery Total (in EUR)	Principal Balance End of Period (in EUR)	Object Type (new / used)	Vehicle Series	Customer Type (private / commercial)	Out of Deal (Month / Year)
166	June - 18	Oct - 15	16,128.29	12,871.04	0.00	12,871.04	Used	3 Series	Private	
167	June - 18	Apr - 16	32,254.33	26,082.96	21,195.50	4,887.46	New	MINI	Commercial	
168	June - 18	Feb - 16	23,630.10	14,953.74	11,652.30	3,301.44	Used	5 Series	Commercial	
169	June - 18	Feb - 16	9,489.83	7,923.79	0.00	7,923.79	Used	3 Series	Private	
170	June - 18	May - 16	43,646.61	38,876.18	27,393.07	11,483.11	New	4 Series	Commercial	
171	June - 18	Nov - 14	27,475.18	10,246.95	6,564.67	3,682.28	Used	7 Series	Commercial	
172	June - 18	Aug - 15	14,909.75	13,035.59	6,638.15	6,397.44	Used	1 Series	Private	
173	July - 18	Dec - 14	17,361.72	3,183.19	1,132.96	2,050.23	New	1 Series	Commercial	
174	July - 18	May - 16	23,441.71	19,201.04	18,791.76	409.28	New	MINI	Private	
175	July - 18	Apr - 15	13,025.54	8,196.04	6,405.59	1,790.45	Used	MINI	Commercial	
176	July - 18	Aug - 14	16,689.73	13,072.09	0.00	13,072.09	Used	X5 Series	Commercial	
177	July - 18	Dec - 14	18,527.86	13,922.78	268.10	13,654.68	New	MINI	Private	
178	July - 18	Apr - 15	12,543.62	9,248.33	9,248.33	0.00	New	1 Series	Private	
179	July - 18	Aug - 13	20,173.07	15,147.39	10,550.34	4,597.05	Used	7 Series	Commercial	
180	July - 18	June - 14	17,448.21	13,345.87	6,435.00	6,910.87	Used	3 Series	Private	
181	July - 18	Aug - 15	26,391.86	20,641.59	17,062.53	3,579.06	Used	Non BMW Group (incl. Motorcycles)	Commercial	
182	July - 18	Feb - 16	19,362.91	12,788.02	10,523.24	2,264.78	New	Other BMW Group	Commercial	
183	July - 18	Oct - 15	31,371.06	26,285.03	16,841.63	9,443.40	Used	X3 Series	Commercial	
184	July - 18	Apr - 15	19,703.22	14,441.30	12,085.00	2,356.30	Used	5 Series	Private	
185	Aug - 18	Nov - 14	19,396.85	15,493.34	13,535.00	1,958.34	Used	X5 Series	Private	
186	Aug - 18	June - 15	12,680.22	7,141.65	0.00	7,141.65	New	Other BMW Group	Commercial	
187	Aug - 18	June - 13	34,157.96	20,530.58	15,852.03	4,678.55	New	5 Series	Private	
188	Aug - 18	June - 16	21,145.94	17,603.85	9,597.10	8,006.75	Used	X5 Series	Commercial	
189	Aug - 18	Aug - 15	24,086.21	18,907.88	11,951.81	7,010.15	Used	3 Series	Private	
190	Aug - 18	Apr - 15	24,488.35	21,318.01	11,427.58	9,890.43	New	2 Series	Commercial	
191	Aug - 18	Jan - 15	4,712.86	539.31	0.00	539.31	Used	1 Series	Private	
192	Aug - 18	May - 16	38,223.87	29,298.73	20,520.23	8,778.50	New	X3 Series	Commercial	
193	Aug - 18	Apr - 16	10,767.46	9,056.98	7,100.00	1,956.98	New	Other BMW Group	Private	
194	Aug - 18	June - 15	36,835.47	31,300.61	18,095.29	13,205.32	New	5 Series	Commercial	
195	Aug - 18	July - 15	31,079.48	17,085.08	0.00	17,085.08	Used	Non BMW Group (incl. Motorcycles)	Commercial	
196	Aug - 18	Apr - 16	24,800.50	20,253.92	14,160.00	6,093.92	Used	3 Series	Private	
197	Mar - 17	June - 15	11,477.74	253.15	105.96	147.19	Used	X3 Series	Commercial	Mar - 17
198	Jan - 17	May - 14	15,875.79	15,875.79	14,998.26	877.53	Used	X6 Series	Commercial	May - 17

Compartment German Auto Loans 5

Monthly Investor Report



Reporting Date	Sept 11, 2018		
Payment Date	Sept 20, 2018		
Period No	23		
Monthly Period	Aug 31, 2018		
Interest Period	From	Aug 20, 2018	to Sept 20, 2018 = 31 days

9. Defaulted Amount & Recovery Amount - Loan Level Data*

	Month / Year of Default	Month / Year of Loan Origination	Principal Balance (Initial in EUR)	Principal Balance of Loan at Default (in EUR)	Recovery Total (in EUR)	Principal Balance End of Period (in EUR)	Object Type (new / used)	Vehicle Series	Customer Type (private / commercial)	Out of Deal (Month / Year)
199	Feb - 17	Feb - 15	19,461.42	19,461.42	9,864.56	9,596.86	Used	5 Series	Commercial	May - 17
200	Mar - 17	Feb - 14	2,986.84	2,638.57	1,385.76	1,252.81	Used	Non BMW Group (incl. Motorcycles)	Commercial	May - 17
201	Mar - 17	June - 16	20,796.00	20,323.47	5,765.29	14,558.18	Used	3 Series	Private	May - 17
202	Mar - 17	June - 16	9,620.04	9,509.16	6,905.72	2,603.44	Used	1 Series	Commercial	May - 17
203	Mar - 17	June - 15	78,120.15	76,221.90	33,955.65	42,266.25	New	7 Series	Commercial	June - 17
204	Mar - 17	May - 16	34,482.06	33,887.95	32,501.03	1,468.77	Used	5 Series	Private	June - 17
205	Mar - 17	Feb - 14	19,225.53	18,377.08	12,637.86	5,739.22	New	3 Series	Private	June - 17
206	Mar - 17	Apr - 15	22,146.23	21,646.23	19,986.08	1,660.15	Used	7 Series	Commercial	June - 17
207	June - 17	Feb - 15	18,007.15	18,007.15	4,964.94	13,042.21	Used	Non BMW Group (incl. Motorcycles)	Commercial	July - 17
208	Apr - 17	Apr - 16	34,584.26	33,045.47	22,006.95	11,131.17	Used	X1 Series	Private	Aug - 17
209	May - 17	Aug - 13	8,075.14	7,876.18	5,326.03	2,550.15	Used	1 Series	Private	Aug - 17
210	May - 17	Sept - 14	16,038.63	15,844.57	6,293.72	9,550.85	Used	1 Series	Private	Aug - 17
211	May - 17	May - 14	19,500.30	18,567.07	8,514.93	10,052.14	New	MINI	Commercial	Aug - 17
212	Aug - 17	Feb - 14	28,100.80	3,457.52	1,940.45	1,517.07	New	X1 Series	Commercial	Aug - 17
213	Aug - 17	Sept - 15	5,565.68	4,453.12	1,644.27	2,808.85	Used	5 Series	Commercial	Aug - 17
214	June - 17	Apr - 15	6,051.40	5,305.26	4,364.99	940.27	Used	3 Series	Private	Sept - 17
215	June - 17	June - 16	6,514.20	5,797.50	4,132.83	1,664.67	Used	5 Series	Commercial	Sept - 17
216	June - 17	June - 16	45,409.17	43,639.09	39,071.05	4,568.04	Used	X5 Series	Commercial	Sept - 17
217	June - 17	Mar - 15	7,355.16	6,363.22	5,661.36	701.86	Used	MINI	Commercial	Sept - 17
218	Sept - 17	June - 13	10,565.35	6,437.99	1,092.97	5,345.02	Used	3 Series	Private	Sept - 17
219	July - 17	Jan - 15	36,337.14	33,642.50	26,541.52	7,100.98	Used	X6 Series	Commercial	Oct - 17
220	July - 17	Aug - 14	11,432.49	10,970.07	8,952.54	2,017.53	Used	1 Series	Private	Oct - 17
221	July - 17	June - 16	32,057.68	30,926.11	22,553.95	8,372.16	Used	5 Series	Commercial	Oct - 17
222	July - 17	June - 14	23,857.46	22,798.66	20,988.39	1,810.27	New	2 Series	Private	Oct - 17
223	Oct - 17	Dec - 12	31,716.86	5,241.02	1,066.04	4,174.98	Used	5 Series	Commercial	Oct - 17
224	Aug - 17	Feb - 16	9,744.09	8,876.56	6,511.18	2,365.38	Used	Non BMW Group (incl. Motorcycles)	Private	Nov - 17
225	Aug - 17	July - 15	24,347.95	23,104.32	21,119.95	1,984.37	New	MINI	Commercial	Nov - 17
226	Aug - 17	May - 16	26,192.98	24,952.67	20,153.87	4,798.80	New	2 Series	Commercial	Nov - 17
227	Aug - 17	Apr - 16	5,463.91	4,720.01	3,062.42	1,657.59	Used	Non BMW Group (incl. Motorcycles)	Commercial	Nov - 17
228	Aug - 17	Mar - 16	45,113.29	42,738.69	33,461.98	9,276.71	Used	5 Series	Private	Nov - 17
229	Aug - 17	Feb - 16	42,113.63	40,302.52	30,798.34	9,629.79	New	3 Series	Private	Nov - 17
230	Aug - 17	Aug - 15	48,249.44	45,035.94	29,691.05	15,344.89	Used	X6 Series	Commercial	Nov - 17
231	Sept - 17	Feb - 16	20,247.77	17,808.67	13,361.76	4,446.91	Used	X5 Series	Commercial	Nov - 17

Compartment German Auto Loans 5

Monthly Investor Report



Reporting Date	Sept 11, 2018		
Payment Date	Sept 20, 2018		
Period No	23		
Monthly Period	Aug 31, 2018		
Interest Period	From	Aug 20, 2018	to Sept 20, 2018 = 31 days

9. Defaulted Amount & Recovery Amount - Loan Level Data*

	Month / Year of Default	Month / Year of Loan Origination	Principal Balance (Initial in EUR)	Principal Balance of Loan at Default (in EUR)	Recovery Total (in EUR)	Principal Balance End of Period (in EUR)	Object Type (new / used)	Vehicle Series	Customer Type (private / commercial)	Out of Deal (Month / Year)
232	Nov - 17	Nov - 14	27,560.01	247.88	30.40	217.48	New	MINI	Private	Nov - 17
233	Sept - 17	May - 14	29,521.04	27,670.66	19,834.14	7,836.52	New	5 Series	Commercial	Dec - 17
234	Sept - 17	Jan - 16	13,087.92	11,994.43	10,290.61	1,703.82	New	Other BMW Group	Commercial	Dec - 17
235	Dec - 17	June - 14	17,681.36	2,325.59	735.91	1,589.68	New	MINI	Commercial	Dec - 17
236	Sept - 17	Jan - 15	14,067.97	11,753.08	10,676.73	1,076.35	Used	5 Series	Commercial	Jan - 18
237	Oct - 17	Aug - 14	10,800.18	8,596.26	5,824.34	2,771.92	Used	X3 Series	Commercial	Jan - 18
238	Oct - 17	May - 15	25,171.60	23,691.11	14,753.08	8,938.03	New	MINI	Private	Jan - 18
239	Oct - 17	Feb - 16	25,784.58	23,069.68	14,483.17	8,586.51	Used	5 Series	Commercial	Jan - 18
240	Oct - 17	July - 14	9,242.28	8,014.92	4,112.85	3,902.07	Used	1 Series	Private	Jan - 18
241	Nov - 17	Aug - 14	14,873.78	13,492.98	11,003.73	2,489.25	Used	X1 Series	Private	Jan - 18
242	Nov - 17	Mar - 15	18,159.26	17,785.02	11,118.83	6,666.19	New	MINI	Private	Jan - 18
243	Nov - 17	Nov - 15	22,683.72	20,803.26	13,055.48	7,747.78	New	1 Series	Commercial	Feb - 18
244	Nov - 17	Sept - 15	15,863.34	13,615.99	11,190.21	2,425.78	Used	1 Series	Private	Feb - 18
245	Nov - 17	Oct - 15	44,733.24	40,381.09	25,577.89	14,803.20	New	5 Series	Commercial	Feb - 18
246	Nov - 17	May - 15	17,363.08	16,494.34	16,369.61	124.73	Used	3 Series	Private	Feb - 18
247	Dec - 17	Sept - 15	19,652.27	16,908.97	10,227.58	6,681.39	Used	X1 Series	Commercial	Mar - 18
248	Dec - 17	Apr - 16	42,530.43	36,498.11	26,127.13	10,370.98	New	4 Series	Commercial	Mar - 18
249	Dec - 17	June - 14	27,651.96	23,693.29	13,972.10	9,721.19	Used	5 Series	Private	Mar - 18
250	Dec - 17	Mar - 16	48,918.53	42,868.97	28,793.08	14,075.89	Used	6 Series	Commercial	Mar - 18
251	Jan - 18	June - 16	38,486.40	33,698.46	17,556.76	16,141.70	New	3 Series	Commercial	Apr - 18
252	Jan - 18	June - 16	24,834.16	22,069.00	15,821.35	6,247.65	Used	MINI	Private	Apr - 18
253	Jan - 18	May - 16	7,117.64	6,504.06	5,804.51	699.55	Used	Other BMW Group	Private	Apr - 18
254	Jan - 18	Dec - 15	24,572.88	21,020.68	15,343.08	5,677.60	Used	5 Series	Commercial	Apr - 18
255	Jan - 18	Sept - 13	17,022.49	14,523.74	10,547.76	3,975.98	New	MINI	Private	Apr - 18
256	Feb - 18	Jan - 16	40,691.74	37,619.53	23,861.95	13,757.58	New	4 Series	Commercial	Apr - 18
257	Aug - 17	June - 13	13,622.63	11,947.72	9,516.05	2,431.67	New	1 Series	Commercial	May - 18
258	Feb - 18	May - 16	30,156.58	25,187.72	17,558.56	7,629.16	Used	5 Series	Commercial	May - 18
259	Feb - 18	Aug - 15	20,916.38	18,657.31	14,089.46	4,567.85	Used	5 Series	Private	May - 18
260	Feb - 18	Dec - 14	9,960.07	8,690.83	7,171.97	1,518.86	New	Non BMW Group (incl. Motorcycles)	Commercial	May - 18
261	Feb - 18	Feb - 16	10,109.11	9,132.11	8,592.12	539.99	Used	1 Series	Private	May - 18
262	Mar - 18	Dec - 14	33,583.98	27,774.90	17,298.49	10,476.41	New	2 Series	Commercial	May - 18
263	Mar - 18	May - 14	23,058.17	18,543.92	12,828.77	5,715.15	Used	5 Series	Private	May - 18
264	May - 18	July - 15	26,595.82	8,887.58	1,794.66	7,092.92	Used	3 Series	Private	May - 18

Compartment German Auto Loans 5

Monthly Investor Report



Reporting Date	Sept 11, 2018		
Payment Date	Sept 20, 2018		
Period No	23		
Monthly Period	Aug 31, 2018		
Interest Period	From	Aug 20, 2018	to Sept 20, 2018 = 31 days

9. Defaulted Amount & Recovery Amount - Loan Level Data*

	Month / Year of Default	Month / Year of Loan Origination	Principal Balance (Initial in EUR)	Principal Balance of Loan at Default (in EUR)	Recovery Total (in EUR)	Principal Balance End of Period (in EUR)	Object Type (new / used)	Vehicle Series	Customer Type (private / commercial)	Out of Deal (Month / Year)
265	May - 18	May - 16	51,323.25	67.20	63.85	3.35	New	4 Series	Commercial	May - 18
266	Feb - 18	Apr - 16	38,857.59	35,690.54	21,544.47	14,146.07	New	Non BMW Group (incl. Motorcycles)	Private	June - 18
267	Mar - 18	Sept - 15	21,074.35	17,252.20	10,101.77	7,150.43	Used	Non BMW Group (incl. Motorcycles)	Private	June - 18
268	Mar - 18	June - 16	46,280.34	44,233.76	36,333.06	7,900.70	New	2 Series	Private	June - 18
269	Mar - 18	Feb - 14	12,228.83	10,184.92	9,646.13	538.79	Used	MINI	Private	June - 18
270	Mar - 18	Nov - 12	12,180.51	9,576.45	4,584.16	4,992.29	Used	3 Series	Private	June - 18
271	Mar - 18	Apr - 15	20,525.83	17,116.62	10,965.42	6,151.20	Used	3 Series	Private	June - 18
272	Mar - 18	June - 16	21,168.62	18,237.59	13,778.57	4,459.02	Used	1 Series	Private	June - 18
273	Apr - 18	Mar - 16	51,268.22	47,603.23	0.00	47,819.87	New	4 Series	Private	June - 18
274	Apr - 18	Mar - 16	80,178.42	70,803.43	44,749.05	26,054.38	New	7 Series	Commercial	June - 18
275	Mar - 18	Feb - 15	19,249.48	15,339.90	13,566.98	1,772.92	New	MINI	Private	July - 18
276	Apr - 18	July - 15	9,648.30	7,169.14	3,112.67	4,056.47	Used	Non BMW Group (incl. Motorcycles)	Private	July - 18
277	Apr - 18	May - 16	30,026.33	26,627.45	20,552.02	6,075.43	Used	7 Series	Private	July - 18
278	Apr - 18	May - 16	20,723.15	18,689.85	16,031.91	2,657.94	Used	2 Series	Commercial	July - 18
279	May - 18	Mar - 15	27,069.70	21,663.72	15,636.04	6,027.68	New	5 Series	Commercial	July - 18
280	Mar - 18	Mar - 16	22,036.56	19,540.84	14,859.23	4,681.61	New	2 Series	Commercial	Aug - 18
281	May - 18	June - 16	38,697.21	32,323.82	23,243.07	9,080.75	Used	X5 Series	Commercial	Aug - 18
282	May - 18	Mar - 14	13,322.30	9,037.93	8,122.34	915.59	Used	3 Series	Commercial	Aug - 18
283	May - 18	Apr - 16	14,054.62	11,808.13	7,560.79	4,247.34	Used	1 Series	Commercial	Aug - 18

*Applicable only if loans have defaulted. Does not include defaulted amounts less than 10 EUR.

Compartment German Auto Loans 5

Monthly Investor Report



Reporting Date	Sept 11, 2018			
Payment Date	Sept 20, 2018			
Period No	23			
Monthly Period	Aug 31, 2018			
Interest Period	From	Aug 20, 2018	to	Sept 20, 2018 = 31 days

10. Outstanding note balance

1. Note balance	All Notes	Class A	Class B	
Initial note information for Class				
ISIN code		XS1484801763	XS1484802142	
Currency		EUR	EUR	
Legal final maturity		Oct 2023	Oct 2023	
Rating (Fitch / Moody's / S&P/DBRS)		AAA/Aaa/N/A/N/A	N/A/N/A/N/A/N/A	
Initial notes aggregate principal outstanding balance in EUR	1,075,300,000.00	1,000,000,000.00	75,300,000.00	
Nominal amount per note in EUR		100,000.00	100,000.00	
Initial number of notes per class in EUR		10,000	753	
Current Note Information				
Notes aggregate principal outstanding balance in EUR - BoP	398,991,081.91	323,691,081.91	75,300,000.00	
Available distribution amount in EUR	30,289,060.00			
Redemption per class in EUR		24,820,957.40	0,00	
Redemption per note in EUR		2,482.10	0.00	
Notes aggregate principal outstanding balance in EUR - EoP	374,170,124.51	298,870,124.51	75,300,000.00	
Current pool factor		0.30	1.00	
2. Payments to investor per note		Class A	Class B	
Interest Type		Floating Rate	Fixed Rate	
Reference Rate		1M_EURIBOR	NONE	
Actual Interest Rate		-0.369%	NONE	
Spread		0.400%	NONE	
Coupon		0.031%	1.000%	
Day count fraction		Actual/360	Actual/360	
Interest days		31 days	31 days	
Principal outstanding per note in EUR - BoP		32,369.11	100,000.00	
Principal repayment per note in EUR		2,482.10	0.00	
Principal outstanding per note in EUR - EoP		29,887.01	100,000.00	
Interest payment per Note in EUR		0.86	86.11	
3. Credit enhancement	Initial Period (in EUR)	Initial CE (in %)	Current Period (in EUR)	Current CE (in %)
Class A	1,000,000,000.00	7.50	298,870,124.51	30.07
Class B	75,300,000.00	0.50	75,300,000.00	12.13
Cash Reserve (+ Overcollateralisation)	5,379,959.75	0.00	50,921,494.79	0.00

"In its capacity as originator and lender, BMW Bank GmbH complies with the retention requirement of a material net economic interest in accordance with Art. 405 CRR. A minimum of 5.0% of the net economic interest will be retained throughout the life of the transaction in form of retention of the Class B Notes and the Subordinated Loan."

Compartment German Auto Loans 5

Monthly Investor Report



Reporting Date	Sept 11, 2018		
Payment Date	Sept 20, 2018		
Period No	23		
Monthly Period	Aug 31, 2018		
Interest Period	From	Aug 20, 2018	to Sept 20, 2018 = 31 days

10. Outstanding note balance

4. Clean-Up Call Option

If the aggregate outstanding principal balance has been reduced to less than 10% of the aggregate outstanding principal balance at the Issue Date, the seller will have the option under the receivables purchase Agreement to acquire all outstanding purchased receivables.

Aggregate outstanding principal balance at end of period (in EUR)	419,711,619.30
Clean-Up option exercisable	No

Compartment German Auto Loans 5

Monthly Investor Report



Reporting Date	Sept 11, 2018			
Payment Date	Sept 20, 2018			
Period No	23			
Monthly Period	Aug 31, 2018			
Interest Period	From	Aug 20, 2018	to	Sept 20, 2018 = 31 days

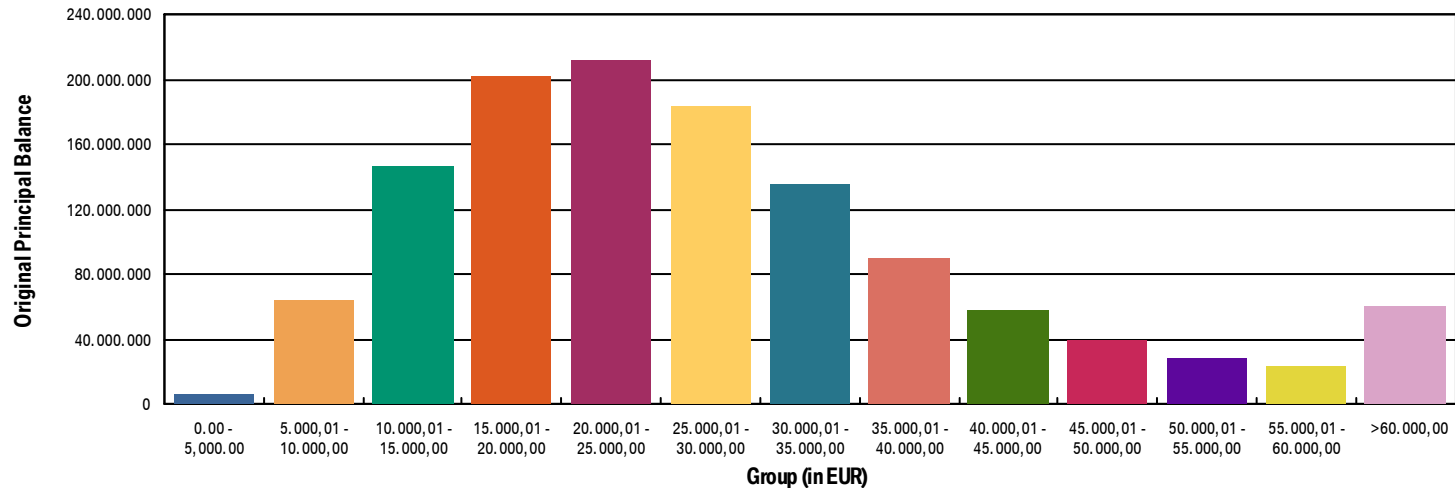
11. Original Principal Balance

Initial Portfolio as of origination of contract

Group (in EUR) (by Original Principal Balance)	Original principal balance (in EUR)	Original Principal Balance (in % of total)	Number of Contracts	Number of Contracts (in % of total)
0.00 - 5,000.00	6,992,674.68	0.56	1,862	3.10
5.000,01 - 10.000,00	64,956,645.53	5.18	8,288	13.79
10.000,01 - 15.000,00	146,836,978.81	11.70	11,642	19.37
15.000,01 - 20.000,00	202,190,645.60	16.11	11,518	19.16
20.000,01 - 25.000,00	212,735,086.38	16.95	9,471	15.76
25.000,01 - 30.000,00	183,995,892.42	14.66	6,707	11.16
30.000,01 - 35.000,00	136,384,047.80	10.87	4,213	7.01
35.000,01 - 40.000,00	90,221,057.97	7.19	2,416	4.02
40.000,01 - 45.000,00	58,755,377.74	4.68	1,385	2.30
45.000,01 - 50.000,00	39,632,006.73	3.16	838	1.39
50.000,01 - 55.000,00	28,130,280.93	2.24	537	0.89
55.000,01 - 60.000,00	23,199,116.97	1.85	403	0.67
> 60.000,00	60,851,137.78	4.85	831	1.38
Total	1,254,880,949.34	100.00	60,111	100.00

Average:	20,876.06
Min:	1,049.00
Max:	200,000.00

11a. Original Principal Balance (graph)



Compartment German Auto Loans 5

Monthly Investor Report



Reporting Date	Sept 11, 2018			
Payment Date	Sept 20, 2018			
Period No	23			
Monthly Period	Aug 31, 2018			
Interest Period	From	Aug 20, 2018	to	Sept 20, 2018 = 31 days

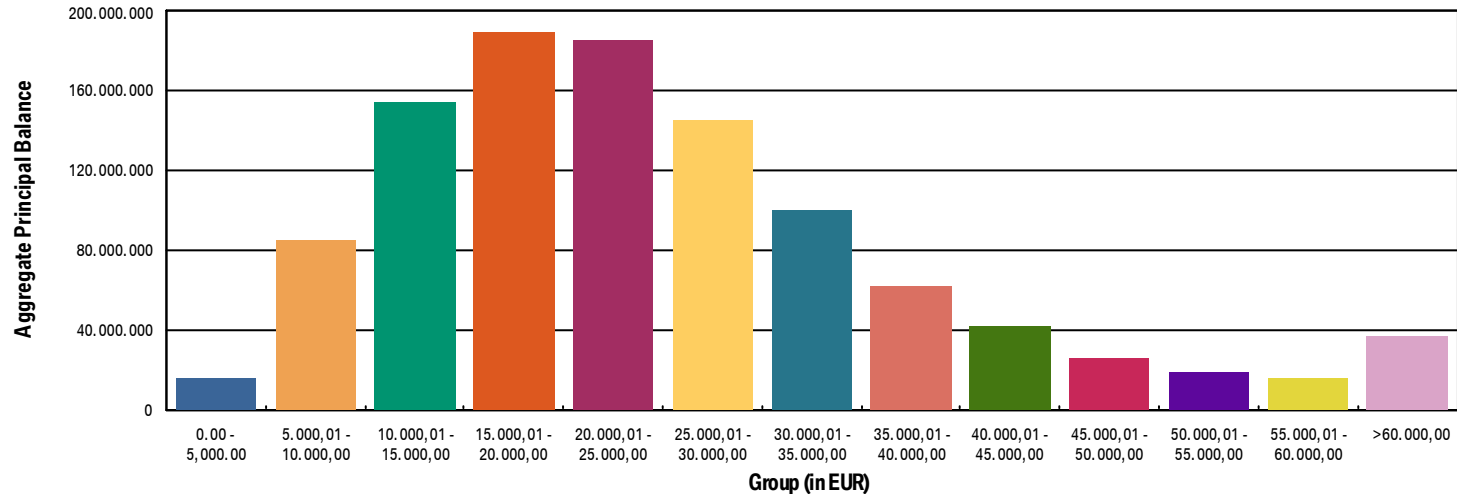
12. Aggregate Principal Balance

Initial Portfolio

Group (in EUR)	Aggregate Principal Balance (in EUR)	Aggregate Principal Balance (in % of total)	Number of Contracts	Number of Contracts (in % of total)
0.00 - 5,000.00	15,637,512.29	1.45	4,757	7.91
5.000,01 - 10.000,00	85,191,764.85	7.92	11,180	18.60
10.000,01 - 15.000,00	154,031,838.67	14.32	12,297	20.46
15.000,01 - 20.000,00	189,394,122.78	17.61	10,861	18.07
20.000,01 - 25.000,00	184,904,410.27	17.20	8,271	13.76
25.000,01 - 30.000,00	144,739,496.87	13.46	5,298	8.81
30.000,01 - 35.000,00	99,646,407.14	9.27	3,090	5.14
35.000,01 - 40.000,00	62,264,067.48	5.79	1,673	2.78
40.000,01 - 45.000,00	41,722,773.82	3.88	988	1.64
45.000,01 - 50.000,00	26,196,826.38	2.44	553	0.92
50.000,01 - 55.000,00	18,897,999.72	1.76	361	0.60
55.000,01 - 60.000,00	15,417,215.78	1.43	269	0.45
> 60.000,00	37,255,523.70	3.46	513	0.85
Total	1,075,299,959.75	100.00	60,111	100.00

Average:	17,888.57
Min:	197.27
Max:	187,245.56

12a. Aggregate Principal Balance (graph)



Compartment German Auto Loans 5

Monthly Investor Report



Reporting Date	Sept 11, 2018			
Payment Date	Sept 20, 2018			
Period No	23			
Monthly Period	Aug 31, 2018			
Interest Period	From	Aug 20, 2018	to	Sept 20, 2018 = 31 days

13. Aggregate Outstanding Principal Balance

Portfolio as of: Aug 31, 2018

Group (in EUR)	Aggregate Outstanding Principal Balance (in EUR)	Aggregate Outstanding Principal Balance (in % of total)	Number of Contracts	Number of Contracts (in % of total)
0.00 - 5,000.00	10,927,438.45	2.60	7,176	22.31
5.000,01 - 10.000,00	49,059,172.18	11.69	6,493	20.19
10.000,01 - 15.000,00	80,202,171.50	19.11	6,454	20.07
15.000,01 - 20.000,00	92,673,168.82	22.08	5,336	16.59
20.000,01 - 25.000,00	74,802,373.17	17.82	3,367	10.47
25.000,01 - 30.000,00	43,615,180.90	10.39	1,608	5.00
30.000,01 - 35.000,00	23,573,771.00	5.62	732	2.28
35.000,01 - 40.000,00	14,008,029.49	3.34	377	1.17
40.000,01 - 45.000,00	9,445,771.60	2.25	224	0.70
45.000,01 - 50.000,00	7,398,637.48	1.76	156	0.49
50.000,01 - 55.000,00	5,787,958.79	1.38	111	0.35
55.000,01 - 60.000,00	3,047,923.53	0.73	53	0.16
> 60.000,00	5,170,022.39	1.23	72	0.22
Total	419,711,619.30	100.00	32,159	100.00

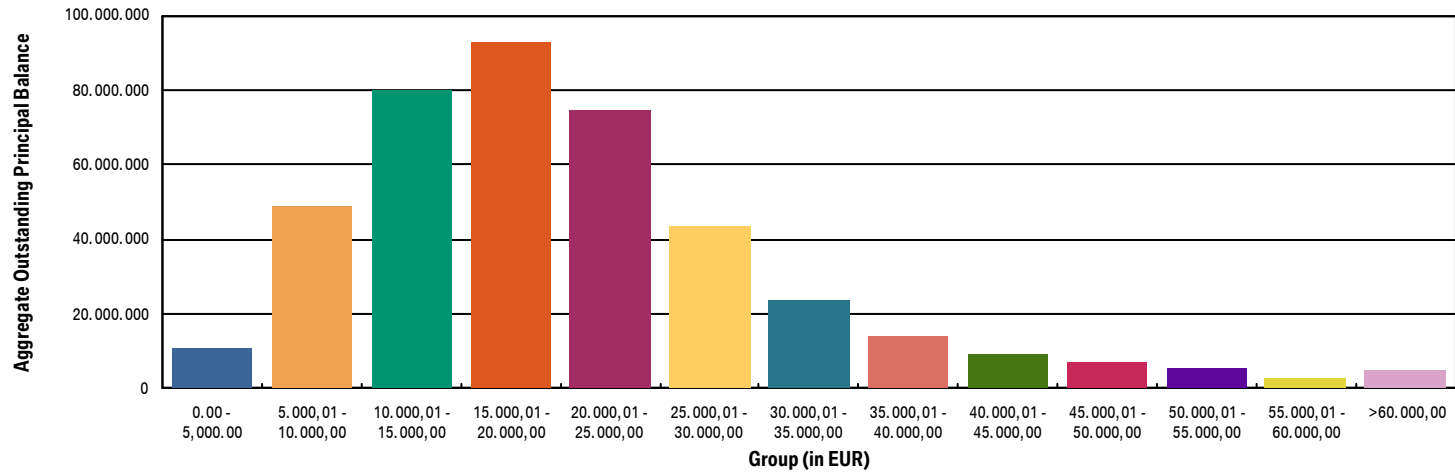
WA:	13,051.14
Min:	0.00
Max:	133,125.02

Compartment German Auto Loans 5
Monthly Investor Report



Reporting Date	Sept 11, 2018		
Payment Date	Sept 20, 2018		
Period No	23		
Monthly Period	Aug 31, 2018		
Interest Period	From	Aug 20, 2018	to Sept 20, 2018 = 31 days

13a. Aggregate Outstanding Principal Balance (graph)



Compartment German Auto Loans 5

Monthly Investor Report



Reporting Date	Sept 11, 2018			
Payment Date	Sept 20, 2018			
Period No	23			
Monthly Period	Aug 31, 2018			
Interest Period	From	Aug 20, 2018	to	Sept 20, 2018 = 31 days

14. Down Payments

Portfolio as of: Aug 31, 2018

Down Payment	Aggregate Outstanding Principal Balance (in EUR)	Aggregate Outstanding Principal Balance (in % of total)	Number of Contracts	Number of Contracts (in % of total)	Down Payment/ Purchase Price (in %)
No Down Payment	102,357,386.49	24.39	8,177	25.43	0.00
<=1000	9,235,272.97	2.20	853	2.65	4.33
1.000,01 - 2.000,00	21,516,188.06	5.13	1,952	6.07	8.63
2.000,01 - 3.000,00	27,768,879.19	6.62	2,465	7.67	12.40
3.000,01 - 4.000,00	24,046,715.66	5.73	2,136	6.64	16.08
4.000,01 - 5.000,00	41,492,917.32	9.89	3,300	10.26	18.07
5.000,01 - 6.000,00	24,025,328.13	5.72	1,823	5.67	20.14
6.000,01 - 7.000,00	21,870,899.74	5.21	1,595	4.96	22.22
7.000,01 - 8.000,00	20,945,617.38	4.99	1,522	4.73	24.24
8.000,01 - 9.000,00	11,787,546.26	2.81	847	2.63	25.48
9.000,01 - 10.000,00	34,662,200.39	8.26	2,295	7.14	26.69
10.000,01 - 11.000,00	7,483,119.43	1.78	476	1.48	26.59
11.000,01 - 12.000,00	10,385,869.88	2.47	686	2.13	29.34
12.000,01 - 13.000,00	7,500,982.99	1.79	486	1.51	29.64
13.000,01 - 14.000,00	5,449,178.55	1.30	364	1.13	31.88
14.000,01 - 15.000,00	13,670,892.84	3.26	901	2.80	33.73
> 15.000,00	35,512,624.02	8.46	2,281	7.09	39.70
Total	419,711,619.30	100.00	32,159	100.00	17.11

Minimum Down Payment:	19.18
Maximum Down Payment:	90,111.72
Average Down Payment:	5,815.15
Average Down Payment (customers that made a Down Payment):	7,797.91

Compartment German Auto Loans 5

Monthly Investor Report



Reporting Date	Sept 11, 2018			
Payment Date	Sept 20, 2018			
Period No	23			
Monthly Period	Aug 31, 2018			
Interest Period	From	Aug 20, 2018	to	Sept 20, 2018 = 31 days

15. Borrower Concentration

Portfolio as of: Aug 31, 2018

Borrower (Top 20)	Aggregate Outstanding Principal Balance (in EUR)	Aggregate Outstanding Principal Balance (in % of total)	Number of Contracts	Number of Contracts (in % of total)
1	315,567.88	0.08	17	0.05
2	193,739.84	0.05	4	0.01
3	184,638.81	0.04	4	0.01
4	159,508.17	0.04	2	0.01
5	133,285.13	0.03	4	0.01
6	133,125.02	0.03	1	0.00
7	116,292.96	0.03	4	0.01
8	114,301.79	0.03	1	0.00
9	111,987.26	0.03	3	0.01
10	108,472.63	0.03	1	0.00
11	107,135.78	0.03	1	0.00
12	104,914.53	0.02	1	0.00
13	104,025.54	0.02	1	0.00
14	91,877.67	0.02	2	0.01
15	89,832.56	0.02	1	0.00
16	89,525.14	0.02	1	0.00
17	88,346.07	0.02	2	0.01
18	86,630.38	0.02	3	0.01
19	85,764.45	0.02	1	0.00
20	85,342.93	0.02	2	0.01
Total	2,504,314.54	0.60	56	0.17
Total Portfolio Balance	419,711,619.30			

Compartment German Auto Loans 5

Monthly Investor Report



Reporting Date	Sept 11, 2018			
Payment Date	Sept 20, 2018			
Period No	23			
Monthly Period	Aug 31, 2018			
Interest Period	From	Aug 20, 2018	to	Sept 20, 2018 = 31 days

16. Geographical Distribution

Initial Portfolio

Post code area	Aggregate Principal Balance (in EUR)	Aggregate Principal Balance (in % of total)	Number of Contracts	Number of contracts (in % of total)
post code area 0	62,617,569.26	5.82	3,345	5.56
post code area 1	64,724,058.05	6.02	3,484	5.80
post code area 2	97,006,840.29	9.02	5,418	9.01
post code area 3	98,527,721.89	9.16	5,720	9.52
post code area 4	128,542,597.69	11.95	7,277	12.11
post code area 5	122,357,440.82	11.38	6,987	11.62
post code area 6	136,120,871.07	12.66	7,500	12.48
post code area 7	129,822,542.48	12.07	7,512	12.50
post code area 8	143,826,273.79	13.38	7,707	12.82
post code area 9	91,754,044.41	8.53	5,161	8.59
Total	1,075,299,959.75	100.00	60,111	100.00

Compartment German Auto Loans 5

Monthly Investor Report



Reporting Date	Sept 11, 2018			
Payment Date	Sept 20, 2018			
Period No	23			
Monthly Period	Aug 31, 2018			
Interest Period	From	Aug 20, 2018	to	Sept 20, 2018 = 31 days

16. Geographical Distribution

Portfolio as of: Aug 31, 2018

Post code area	Aggregate Outstanding Principal Balance (in EUR)	Aggregate Outstanding Principal Balance (in % of total)	Number of Contracts	Number of Contracts (in % of total)
post code area 0	25,063,033.81	5.97	1,825	5.67
post code area 1	26,089,204.89	6.22	1,933	6.01
post code area 2	36,968,540.95	8.81	2,840	8.83
post code area 3	38,470,788.60	9.17	3,079	9.57
post code area 4	48,909,556.12	11.65	3,830	11.91
post code area 5	48,555,163.86	11.57	3,717	11.56
post code area 6	53,153,408.00	12.66	4,109	12.78
post code area 7	51,350,695.96	12.23	4,029	12.53
post code area 8	55,970,837.25	13.34	4,086	12.71
post code area 9	34,935,308.35	8.32	2,686	8.35
post code area Others	245,081.51	0.06	25	0.08
Total	419,711,619.30	100.00	32,159	100.00

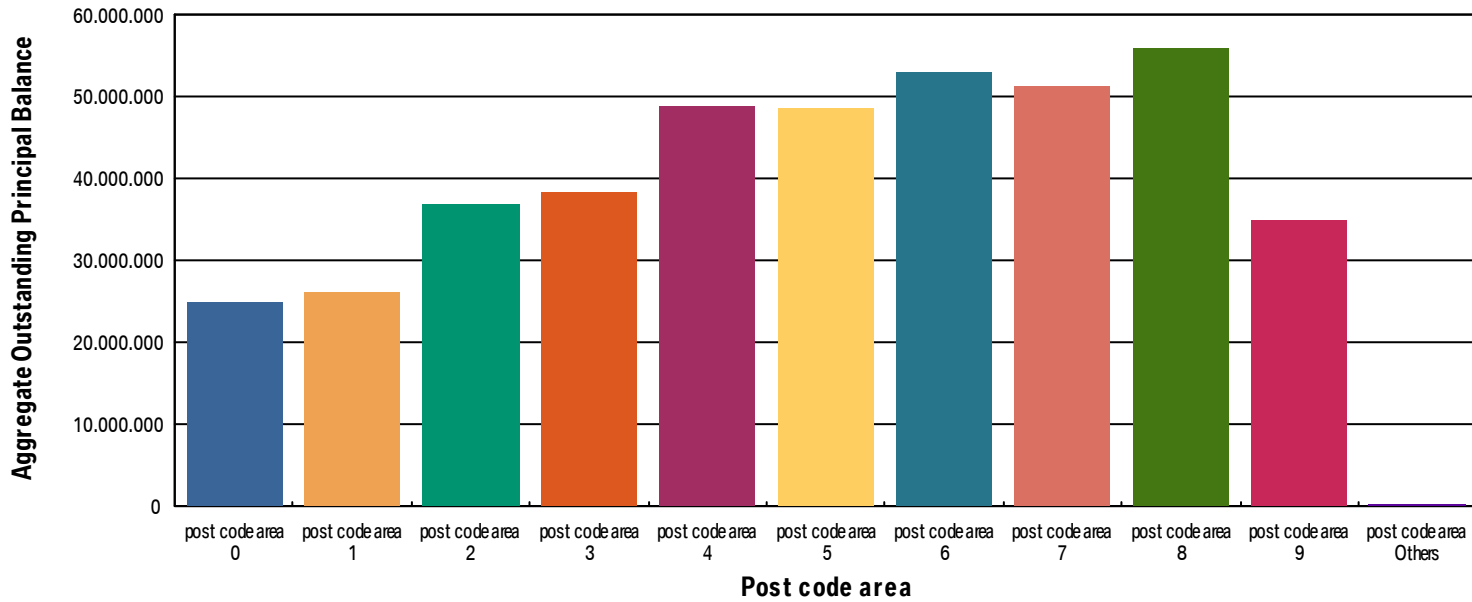
Compartment German Auto Loans 5

Monthly Investor Report



Reporting Date	Sept 11, 2018			
Payment Date	Sept 20, 2018			
Period No	23			
Monthly Period	Aug 31, 2018			
Interest Period	From	Aug 20, 2018	to	Sept 20, 2018 = 31 days

16a. Geographical Distribution (graph)



Compartment German Auto Loans 5

Monthly Investor Report



Reporting Date	Sept 11, 2018			
Payment Date	Sept 20, 2018			
Period No	23			
Monthly Period	Aug 31, 2018			
Interest Period	From	Aug 20, 2018	to	Sept 20, 2018 = 31 days

17. Object Type

Initial Portfolio

Car Type	Aggregate Principal Balance (in EUR)	Aggregate Principal Balance (in % of total)	Number of Contracts	Number of Contracts (in % of total)
New	501,246,255.90	46.61	21,802	36.27
Used	574,053,703.85	53.39	38,309	63.73
Total	1,075,299,959.75	100.00	60,111	100.00

Customer Group	Aggregate Principal Balance (in EUR)	Aggregate Principal Balance (in % of total)	Number of Contracts	Number of Contracts (in % of total)
Commercial	292,082,204.46	27.16	12,141	20.20
Private Individual	783,217,755.29	72.84	47,970	79.80
Total	1,075,299,959.75	100.00	60,111	100.00

Portfolio as of: Aug 31, 2018

Car Type	Aggregate Outstanding Principal Balance (in EUR)	Aggregate Outstanding Principal Balance (in % of total)	Number of Contracts	Number of Contracts (in % of total)
New	200,491,709.17	47.77	12,058	37.49
Used	219,219,910.13	52.23	20,101	62.51
Total	419,711,619.30	100.00	32,159	100.00

Customer Group	Aggregate Outstanding Principal Balance (in EUR)	Aggregate Outstanding Principal Balance (in % of total)	Number of Contracts	Number of Contracts (in % of total)
Commercial	106,819,529.72	25.45	6,090	18.94
Private Individual	312,892,089.58	74.55	26,069	81.06
Total	419,711,619.30	100.00	32,159	100.00

Compartment German Auto Loans 5

Monthly Investor Report



Reporting Date	Sept 11, 2018			
Payment Date	Sept 20, 2018			
Period No	23			
Monthly Period	Aug 31, 2018			
Interest Period	From	Aug 20, 2018	to	Sept 20, 2018 = 31 days

18. Delinquencies

Initial Portfolio

Days past due	Aggregate Principal Balance (in EUR)	Aggregate Principal Balance (in % of total)	Number of Contracts	Number of Contracts (in % of total)
1 - 30	0.00	0.00	0	0.00
31 - 60	0.00	0.00	0	0.00
61 - 90	0.00	0.00	0	0.00
91 - 120	0.00	0.00	0	0.00
> 120	0.00	0.00	0	0.00
Total	0.00	0.00	0	0.00

Portfolio as of: Aug 31, 2018

Days past due	Aggregate Outstanding Principal Balance (in EUR)	Aggregate Outstanding Principal Balance (in % of total)	Number of Contracts	Number of Contracts (in % of total)
1 - 30	5,840,873.72	1.39	367	1.14
31 - 60	878,398.70	0.21	61	0.19
61 - 90	344,764.72	0.08	20	0.06
91 - 120	252,139.98	0.06	15	0.05
> 120	329,930.10	0.08	29	0.09
Total	7,646,107.22	1.82	492	1.53

Compartment German Auto Loans 5

Monthly Investor Report



Reporting Date	Sept 11, 2018				
Payment Date	Sept 20, 2018				
Period No	23				
Monthly Period	Aug 31, 2018				
Interest Period	From	Aug 20, 2018	to	Sept 20, 2018	= 31 days

18a. Delinquencies Analysis

Monthly Period	Performing (in EUR)	31-60 days past due (in EUR)	61-90 days past due (in EUR)	91-120 days past due (in EUR)	>120 days past due (in EUR)
Oct - 16	1,050,465,864.65	0.00	0.00	0.00	0.00
Nov - 16	1,023,168,246.00	73,694.72	0.00	0.00	0.00
Dec - 16	991,189,256.94	773,609.52	25,355.68	0.00	0.00
Jan - 17	960,589,390.63	716,892.79	322,067.14	25,355.68	0.00
Feb - 17	931,192,969.16	667,682.73	82,782.59	137,186.88	25,355.68
Mar - 17	896,855,587.60	940,464.94	131,588.11	7,876.18	162,542.56
Apr - 17	865,832,054.58	1,118,085.96	444,027.66	75,267.03	145,063.06
May - 17	832,607,506.57	1,061,121.62	423,641.71	307,962.49	119,869.46
June - 17	800,546,797.86	1,036,925.52	602,947.47	289,431.30	210,879.46
July - 17	769,306,387.22	1,259,034.62	545,847.32	367,084.79	309,145.59
Aug - 17	739,845,101.64	1,023,053.29	507,725.30	269,339.21	561,371.65
Sept - 17	712,293,859.88	1,146,323.49	501,842.44	277,873.93	526,390.90
Oct - 17	684,853,799.32	875,518.50	542,497.21	395,360.84	467,685.91
Nov - 17	657,686,184.62	1,155,926.74	419,283.64	248,012.34	523,206.35
Dec - 17	631,240,622.75	1,356,281.63	345,889.66	282,993.91	440,506.51
Jan - 18	604,923,287.18	960,207.97	475,008.65	199,500.54	404,017.84
Feb - 18	578,831,482.33	992,621.09	512,566.25	189,176.77	255,408.35
Mar - 18	550,863,808.86	925,722.88	445,929.54	229,389.94	258,707.73
Apr - 18	522,595,400.35	1,000,695.48	418,552.34	205,905.13	233,707.72
May - 18	496,437,597.26	1,011,294.80	407,669.86	225,203.03	311,238.22
June - 18	468,608,888.67	952,948.61	432,485.51	268,954.09	222,630.27
July - 18	441,572,492.24	919,493.63	371,184.37	273,459.79	307,819.75
Aug - 18	417,906,385.80	878,398.70	344,764.72	252,139.98	329,930.10

Compartment German Auto Loans 5

Monthly Investor Report



Reporting Date	Sept 11, 2018			
Payment Date	Sept 20, 2018			
Period No	23			
Monthly Period	Aug 31, 2018			
Interest Period	From	Aug 20, 2018	to	Sept 20, 2018 = 31 days

19. Seasoning

Initial Portfolio

Group (in months)	Aggregate Principal Balance (in EUR)	Aggregate Principal Balance (in % of total)	Number of Contracts	Number of Contracts (in % of total)
<= 6	513,461,995.51	47.75	25,739	42.82
> 6 - <= 12	226,923,217.37	21.10	12,091	20.11
> 12 - <= 24	222,568,634.78	20.70	13,792	22.94
> 24 - <= 36	93,678,838.18	8.71	6,697	11.14
> 36 - <= 42	10,978,926.39	1.02	1,006	1.67
> 42 - <= 48	4,808,691.72	0.45	486	0.81
> 48 - <= 53	2,879,655.80	0.27	300	0.50
> 53	0.00	0.00	0	0.00
Total	1,075,299,959.75	100.00	60,111	100.00

WA Seasoning (in months):	10.84
Min (in months):	3.00
Max (in months):	53.00

Compartment German Auto Loans 5

Monthly Investor Report



Reporting Date	Sept 11, 2018		
Payment Date	Sept 20, 2018		
Period No	23		
Monthly Period	Aug 31, 2018		
Interest Period	From	Aug 20, 2018	to Sept 20, 2018 = 31 days

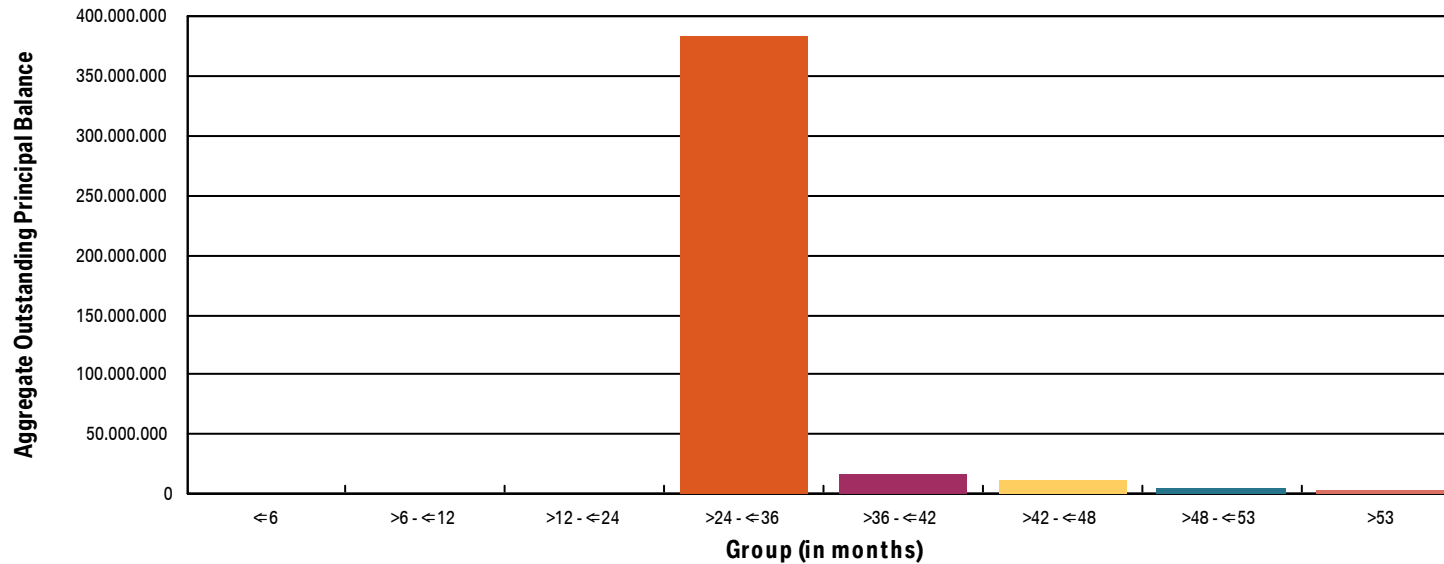
19. Seasoning

Portfolio as of: Aug 31, 2018

Group (in months)	Aggregate Outstanding Principal Balance (in EUR)	Aggregate Outstanding Principal Balance (in % of total)	Number of Contracts	Number of Contracts (in % of total)
<= 6	0.00	0.00	0	0.00
> 6 - <= 12	0.00	0.00	0	0.00
> 12 - <= 24	0.00	0.00	0	0.00
> 24 - <= 36	383,647,214.53	91.41	27,375	85.12
> 36 - <= 42	16,545,642.93	3.94	2,510	7.80
> 42 - <= 48	11,225,279.80	2.67	1,193	3.71
> 48 - <= 53	5,356,545.69	1.28	618	1.92
> 53	2,936,936.35	0.70	463	1.44
Total	419,711,619.30	100.00	32,159	100.00

WA Seasoning (in months):	30.03
Min (in months):	26.00
Max (in months):	76.00

19a. Seasoning (graph)



Compartment German Auto Loans 5

Monthly Investor Report



Reporting Date	Sept 11, 2018			
Payment Date	Sept 20, 2018			
Period No	23			
Monthly Period	Aug 31, 2018			
Interest Period	From	Aug 20, 2018	to	Sept 20, 2018 = 31 days

20. Remaining Term

Initial Portfolio

Group (in months)	Aggregate Principal Balance (in EUR)	Aggregate Principal Balance (in % of total)	Number of Contracts	Number of Contracts (in % of total)
<= 6	20,798,111.35	1.93	2,129	3.54
> 6 - <= 12	62,043,913.58	5.77	5,270	8.77
> 12 - <= 24	216,926,052.89	20.17	14,643	24.36
> 24 - <= 36	461,531,199.46	42.92	23,125	38.47
> 36 - <= 42	68,695,580.55	6.39	3,896	6.48
> 42 - <= 48	86,831,785.01	8.08	4,327	7.20
> 48 - <= 53	45,890,323.30	4.27	2,001	3.33
> 53	112,582,993.61	10.47	4,720	7.85
Total	1,075,299,959.75	100.00	60,111	100.00

WA Remaining Term (in months):	31.83
Min (in months):	3.00
Max (in months):	60.00

Compartment German Auto Loans 5

Monthly Investor Report



Reporting Date	Sept 11, 2018			
Payment Date	Sept 20, 2018			
Period No	23			
Monthly Period	Aug 31, 2018			
Interest Period	From	Aug 20, 2018	to	Sept 20, 2018 = 31 days

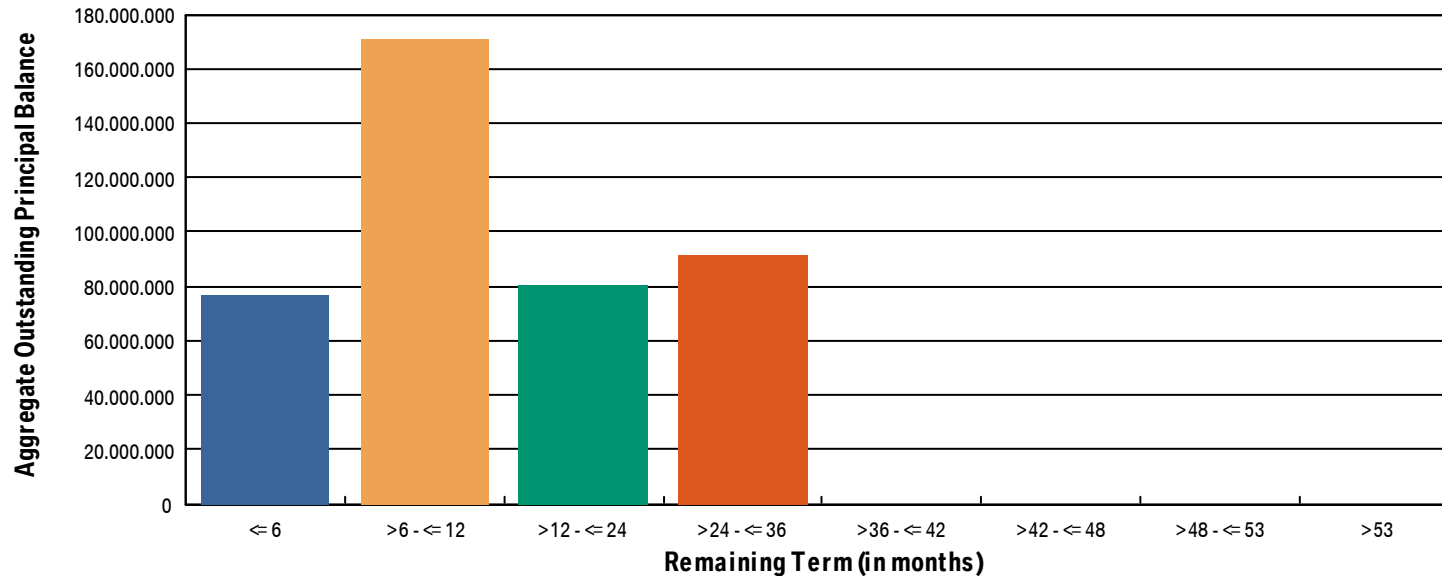
20. Remaining Term

Portfolio as of: Aug 31, 2018

Group (in months)	Aggregate Outstanding Principal Balance (in EUR)	Aggregate Outstanding Principal Balance (in % of total)	Number of Contracts	Number of Contracts (in % of total)
<= 6	76,466,664.71	18.22	9,701	30.17
> 6 - <= 12	171,196,460.76	40.79	11,358	35.32
> 12 - <= 24	80,345,861.56	19.14	5,967	18.55
> 24 - <= 36	91,669,458.45	21.84	5,131	15.96
> 36 - <= 42	33,173.82	0.01	2	0.01
> 42 - <= 48	0.00	0.00	0	0.00
> 48 - <= 53	0.00	0.00	0	0.00
> 53	0.00	0.00	0	0.00
Total	419,711,619.30	100.00	32,159	100.00

WA Remaining Term (in months):	14.85
Min (in months):	0.00
Max (in months):	37.00

20a. Remaining Term (graph)



Compartment German Auto Loans 5

Monthly Investor Report



Reporting Date	Sept 11, 2018			
Payment Date	Sept 20, 2018			
Period No	23			
Monthly Period	Aug 31, 2018			
Interest Period	From	Aug 20, 2018	to	Sept 20, 2018 = 31 days

21. Original Term

Initial Portfolio

Group (in months)	Aggregate Principal Balance (in EUR)	Aggregate Principal Balance (in % of total)	Number of Contracts	Number of Contracts (in % of total)
<= 6	0.00	0.00	0	0.00
> 6 - <= 12	755,642.02	0.07	247	0.41
> 12 - <= 24	40,304,275.47	3.75	4,425	7.36
> 24 - <= 36	623,602,005.18	57.99	33,569	55.85
> 36 - <= 42	6,532,424.98	0.61	499	0.83
> 42 - <= 48	163,854,877.82	15.24	9,826	16.35
> 48 - <= 53	877,754.24	0.08	56	0.09
> 53	239,372,980.04	22.26	11,489	19.11
Total	1,075,299,959.75	100.00	60,111	100.00

WA Original Term (in months):	42.67
Min (in months):	12.00
Max (in months):	96.00

Compartment German Auto Loans 5

Monthly Investor Report



Reporting Date	Sept 11, 2018			
Payment Date	Sept 20, 2018			
Period No	23			
Monthly Period	Aug 31, 2018			
Interest Period	From	Aug 20, 2018	to	Sept 20, 2018 = 31 days

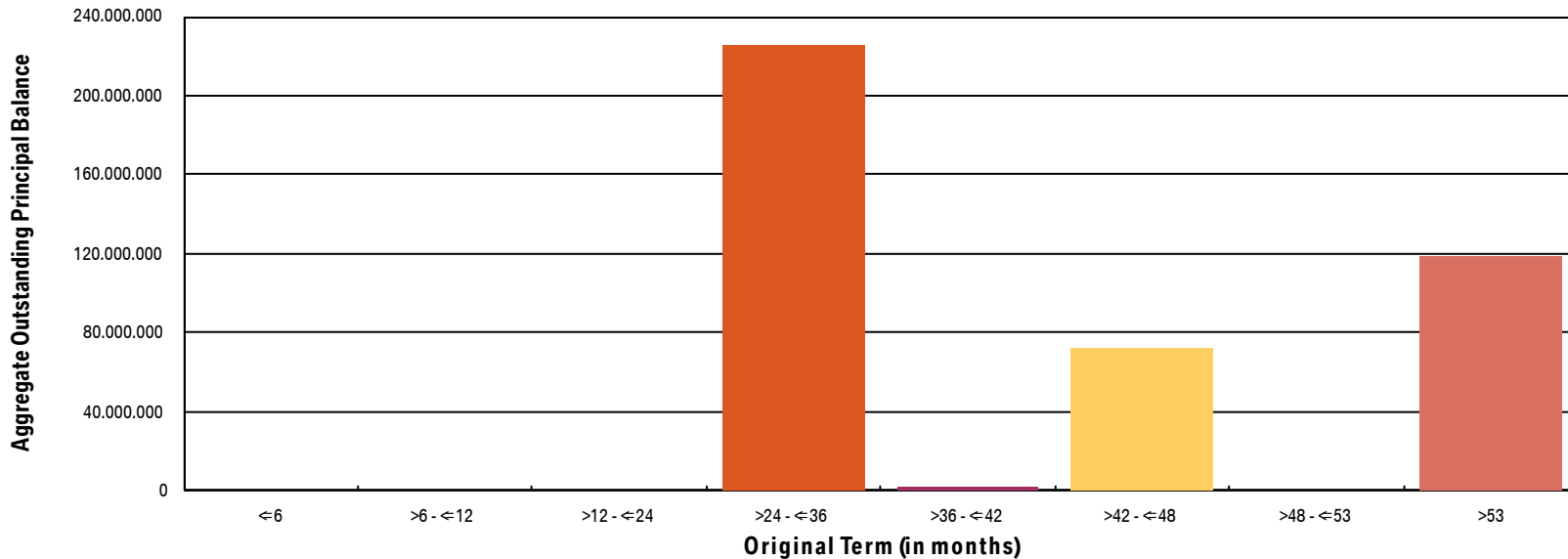
21. Original Term

Portfolio as of: Aug 31, 2018

Group (in months)	Aggregate Outstanding Principal Balance (in EUR)	Aggregate Outstanding Principal Balance (in % of total)	Number of Contracts	Number of Contracts (in % of total)
<= 6	0.00	0.00	0	0.00
> 6 - <= 12	0.00	0.00	0	0.00
> 12 - <= 24	161,528.12	0.04	151	0.47
> 24 - <= 36	225,577,903.95	53.75	17,726	55.12
> 36 - <= 42	2,217,680.33	0.53	273	0.85
> 42 - <= 48	72,034,998.02	17.16	6,163	19.16
> 48 - <= 53	335,343.89	0.08	34	0.11
> 53	119,384,164.99	28.44	7,812	24.29
Total	419,711,619.30	100.00	32,159	100.00

WA Original Term (in months):	44.88
Min (in months):	24.00
Max (in months):	96.00

21a. Original Term (graph)



Compartment German Auto Loans 5

Monthly Investor Report



Reporting Date	Sept 11, 2018			
Payment Date	Sept 20, 2018			
Period No	23			
Monthly Period	Aug 31, 2018			
Interest Period	From	Aug 20, 2018	to	Sept 20, 2018 = 31 days

22. Vehicle Class

Initial Portfolio

Group	Aggregate Principal Balance (in EUR)	Aggregate Principal Balance (in % of total)	Number of Contracts	Number of Contracts (in % of total)
BMW 1 Series	146,672,405.77	13.64	11,296	18.79
BMW 2 Series	82,922,645.22	7.71	3,480	5.79
BMW 3 Series	164,357,045.23	15.28	10,198	16.97
BMW 4 Series	37,243,190.54	3.46	1,136	1.89
BMW 5 Series	136,534,367.43	12.70	6,542	10.88
BMW 6 Series	12,000,051.05	1.12	318	0.53
BMW 7 Series	20,499,531.87	1.91	703	1.17
BMW X1 Series	74,567,841.28	6.93	4,127	6.87
BMW X3 Series	68,158,284.25	6.34	3,068	5.10
BMW X4 Series	12,984,192.20	1.21	321	0.53
BMW X5 Series	55,219,912.04	5.14	1,733	2.88
BMW X6 Series	23,366,226.03	2.17	602	1.00
BMW Z Series	12,893,256.57	1.20	703	1.17
MINI	122,921,806.64	11.43	8,390	13.96
Non BMW Group Models (incl. Motorcycles)	32,726,810.87	3.04	2,657	4.42
Other BMW Group (incl. Motorcycles)	72,232,392.76	6.72	4,837	8.05
Total	1,075,299,959.75	100.00	60,111	100.00

Compartment German Auto Loans 5

Monthly Investor Report



Reporting Date	Sept 11, 2018			
Payment Date	Sept 20, 2018			
Period No	23			
Monthly Period	Aug 31, 2018			
Interest Period	From	Aug 20, 2018	to	Sept 20, 2018 = 31 days

Portfolio as of: Aug 31, 2018

Group	Aggregate Outstanding Principal Balance (in EUR)	Aggregate Outstanding Principal Balance (in % of total)	Number of Contracts	Number of Contracts (in % of total)
BMW 1 Series	57,758,437.23	13.76	6,160	19.15
BMW 2 Series	46,798,364.04	11.15	2,696	8.38
BMW 3 Series	62,753,332.41	14.95	5,212	16.21
BMW 4 Series	17,905,092.55	4.27	726	2.26
BMW 5 Series	53,084,135.71	12.65	3,512	10.92
BMW 6 Series	5,820,168.18	1.39	223	0.69
BMW 7 Series	7,402,066.90	1.76	343	1.07
BMW X1 Series	28,728,482.45	6.84	2,234	6.95
BMW X3 Series	26,672,980.19	6.36	1,640	5.10
BMW X4 Series	5,229,914.17	1.25	186	0.58
BMW X5 Series	20,848,780.19	4.97	889	2.76
BMW X6 Series	10,183,219.52	2.43	348	1.08
BMW Z Series	4,170,614.21	0.99	321	1.00
BMW i Series	616,139.02	0.15	19	0.06
MINI	51,626,685.29	12.30	4,860	15.11
Non BMW Group Models (incl. Motorcycles)	11,767,937.34	2.80	1,280	3.98
Other BMW Group (incl. Motorcycles)	8,345,269.90	1.99	1,510	4.70
Total	419,711,619.30	100.00	32,159	100.00

Compartment German Auto Loans 5

Monthly Investor Report



Reporting Date	Sept 11, 2018			
Payment Date	Sept 20, 2018			
Period No	23			
Monthly Period	Aug 31, 2018			
Interest Period	From	Aug 20, 2018	to	Sept 20, 2018 = 31 days

23. Payment Type

Initial Portfolio:

Group	Aggregate Principal Balance (in EUR)	Aggregate Principal Balance (in % of total)	Number of Contracts	Number of Contracts (in % of total)
Direct debit	1,072,751,732.87	99.76	59,957	99.74
Self payment	2,548,226.88	0.24	154	0.26
Total	1,075,299,959.75	100.00	60,111	100.00

Portfolio as of: Aug 31, 2018

Group	Aggregate Outstanding Principal Balance (in EUR)	Aggregate Outstanding Principal Balance (in % of total)	Number of Contracts	Number of Contracts (in % of total)
Direct debit	410,474,220.41	97.80	30,685	95.42
Self payment	9,237,398.89	2.20	1,474	4.58
Total	419,711,619.30	100.00	32,159	100.00

24. Interest Rates

Weighted Average Nominal Interest Rate (in %)		
Aggregate Principal Balance (Initial)	1,075,299,959.75	3.53
Aggregate Outstanding Principal Balance	419,711,619.30	3.36

Compartment German Auto Loans 5

Monthly Investor Report



Reporting Date	Sept 11, 2018			
Payment Date	Sept 20, 2018			
Period No	23			
Monthly Period	Aug 31, 2018			
Interest Period	From	Aug 20, 2018	to	Sept 20, 2018 = 31 days

25. Credit Type

Initial Portfolio

Credit Type	Aggregate Principal Balance (in EUR)	Aggregate Principal Balance (in % of total)	Number of Contracts	Number of Contracts (in % of total)
Balloon	1,060,074,871.58	98.58	57,636	95.88
Equal Instalment Loan	15,225,088.17	1.42	2,475	4.12
Total	1,075,299,959.75	100.00	60,111	100.00

Portfolio as of: Aug 31, 2018

Credit Type	Aggregate Outstanding Principal Balance (in EUR)	Aggregate Outstanding Principal Balance (in % of total)	Number of Contracts	Number of Contracts (in % of total)
Balloon	416,818,875.74	99.31	31,337	97.44
Equal Instalment Loan	2,892,743.56	0.69	822	2.56
Total	419,711,619.30	100.00	32,159	100.00

Compartment German Auto Loans 5

Monthly Investor Report



Reporting Date	Sept 11, 2018			
Payment Date	Sept 20, 2018			
Period No	23			
Monthly Period	Aug 31, 2018			
Interest Period	From	Aug 20, 2018	to	Sept 20, 2018 = 31 days

26. Contracts Per Customer

Initial Portfolio:

Group	Aggregate Principal Balance (in EUR)	Aggregate Principal Balance (in % of total)	Number of Contracts	Number of Contracts (in % of total)
1	1,017,602,889.73	94.63	57,446	95.57
2 - 4	51,656,379.60	4.80	2,379	3.96
5 - 7	2,535,838.20	0.24	133	0.22
8 - 10	1,010,395.69	0.09	34	0.06
> 10	2,494,456.53	0.23	119	0.20
Total	1,075,299,959.75	100.00	60,111	100.00

Portfolio as of: Aug 31, 2018

Group	Aggregate Outstanding Principal Balance (in EUR)	Aggregate Outstanding Principal Balance (in % of total)	Number of Contracts	Number of Contracts (in % of total)
1	407,159,179.02	97.01	31,403	97.65
2 - 4	12,071,983.05	2.88	723	2.25
5 - 7	164,889.35	0.04	16	0.05
8 - 10	0.00	0.00	0	0.00
> 10	315,567.88	0.08	17	0.05
Total	419,711,619.30	100.00	32,159	100.00

Compartment German Auto Loans 5

Monthly Investor Report



Reporting Date	Sept 11, 2018		
Payment Date	Sept 20, 2018		
Period No	23		
Monthly Period	Aug 31, 2018		
Interest Period	From	Aug 20, 2018	to Sept 20, 2018 = 31 days

27. Amortisation

Initial Portfolio

Period	Principal Balance (in EUR)
	1,075,299,959.75
1	1,060,386,536.06
2	1,045,426,599.52
3	1,026,524,829.90
4	1,007,855,953.55
5	988,686,108.16
6	967,785,992.11
7	946,194,178.56
8	923,515,218.64
9	901,472,839.78
10	878,059,167.42
11	856,341,784.93
12	834,355,646.06
13	811,456,793.04
14	790,219,649.31
15	768,583,336.56
16	747,367,096.70
17	724,682,607.23
18	700,065,405.54
19	673,439,291.74
20	648,989,076.41
21	623,439,136.21
22	596,069,967.45
23	571,980,335.04
24	548,230,253.84
25	524,914,708.88
26	503,309,658.01
27	479,758,473.01
28	459,530,956.11
29	417,248,019.52
30	368,110,583.56

Current Portfolio

Period	Principal Balance in EUR	Reduction in EUR
	419,711,619.30	
1	401,413,238.42	18,298,380.88
2	385,778,593.08	15,634,645.34
3	370,577,657.36	15,200,935.72
4	353,819,494.09	16,758,163.27
5	339,093,035.71	14,726,458.38
6	308,852,220.87	30,240,814.84
7	272,369,155.83	36,483,065.04
8	233,153,304.13	39,215,851.70
9	195,458,231.07	37,695,073.06
10	149,613,070.21	45,845,160.86
11	144,274,738.71	5,338,331.50
12	139,332,227.41	4,942,511.30
13	134,434,349.04	4,897,878.37
14	129,391,326.93	5,043,022.11
15	124,425,039.06	4,966,287.87
16	119,734,888.35	4,690,150.71
17	115,217,707.82	4,517,180.53
18	106,486,441.06	8,731,266.76
19	96,874,243.37	9,612,197.69
20	86,191,192.74	10,683,050.63
21	76,686,368.00	9,504,824.74
22	66,539,297.41	10,147,070.59
23	63,292,060.34	3,247,237.07
24	60,416,508.17	2,875,552.17
25	57,669,325.53	2,747,182.64
26	54,383,016.37	3,286,309.16
27	51,157,203.20	3,225,813.17
28	48,308,137.90	2,849,065.30
29	45,504,067.36	2,804,070.54
30	38,100,008.09	7,404,059.27

Compartment German Auto Loans 5

Monthly Investor Report



Reporting Date	Sept 11, 2018		
Payment Date	Sept 20, 2018		
Period No	23		
Monthly Period	Aug 31, 2018		
Interest Period	From	Aug 20, 2018	to Sept 20, 2018 = 31 days

27. Amortisation

Initial Portfolio

Period	Principal Balance (in EUR)
31	315,883,732.10
32	266,971,426.53
33	207,605,891.99
34	199,995,423.62
35	192,652,298.34
36	185,570,957.79
37	178,252,601.50
38	171,226,550.03
39	164,203,833.86
40	157,860,640.63
41	145,432,969.52
42	132,451,308.60
43	118,294,874.77
44	104,799,700.84
45	91,436,580.53
46	86,948,391.53
47	82,655,660.97
48	78,735,516.85
49	74,089,415.13
50	69,538,105.32
51	65,370,908.76
52	61,561,880.36
53	50,953,560.47
54	38,628,975.62
55	25,461,519.43
56	13,413,160.21
57	13,091.22
58	4,532.28
59	1,245.01
60	0.00

Current Portfolio

Period	Principal Balance in EUR	Reduction in EUR
31	28,743,922.05	9,356,086.04
32	19,086,488.16	9,657,433.89
33	9,813,527.66	9,272,960.50
34	9,355.04	9,804,172.62
35	3,377.28	5,977.76
36	966.00	2,411.28
37	0.00	966.00
38	0.00	0.00
39	0.00	0.00
40	0.00	0.00
41	0.00	0.00
42	0.00	0.00
43	0.00	0.00
44	0.00	0.00
45	0.00	0.00
46	0.00	0.00
47	0.00	0.00
48	0.00	0.00
49	0.00	0.00
50	0.00	0.00
51	0.00	0.00
52	0.00	0.00
53	0.00	0.00
54	0.00	0.00
55	0.00	0.00
56	0.00	0.00
57	0.00	0.00
58	0.00	0.00
59	0.00	0.00
60	0.00	0.00

Compartment German Auto Loans 5
Monthly Investor Report



Reporting Date	Sept 11, 2018			
Payment Date	Sept 20, 2018			
Period No	23			
Monthly Period	Aug 31, 2018			
Interest Period	From	Aug 20, 2018	to	Sept 20, 2018 = 31 days

28. Priority of Payments

Priority of Payments*

Available Distribution Amount	+	30,289,060.00
Taxes	-	0.00
Trustee Payment	-	0.00
Senior Expenses	-	14,661.77
Swap Net Payment	-	0.00
Class A Interest	-	8,600.00
Class B Interest	-	64,840.83
Cash Reserve	-	5,380,000.00
Principal Class A	-	24,820,957.40
Principal Class B	-	0.00
Swap Termination Event	-	0.00
Subordinated Loan Interest	-	0.00
Subordinated Loan Principal	-	0.00
Seller	-	0.00

*all Amounts in EUR

Compartment German Auto Loans 5

Monthly Investor Report



Reporting Date	Sept 11, 2018			
Payment Date	Sept 20, 2018			
Period No	23			
Monthly Period	Aug 31, 2018			
Interest Period	From	Aug 20, 2018	to	Sept 20, 2018 = 31 days

29. Transaction costs

	Class A	Class B	Subordinated Loan	Total
Senior Expenses				14,661.77
Interest accrued for the Period (in EUR)	8,600.00	64,840.83	4,081.48	77,522.31
Interest payments for the Period (in EUR)	8,600.00	64,840.83	0.00	73,440.83
Cumulative Interest Payments (in EUR)	363,000.00	1,464,170.85	0.00	1,827,170.85
Unpaid Interest for the Period (in EUR)	0.00	0.00	4,081.48	4,081.48
Cumulative Unpaid Interest (in EUR)	0.00	0.00	91,938.97	91,938.97

Compartment German Auto Loans 5

Monthly Investor Report



Reporting Date	Sept 11, 2018		
Payment Date	Sept 20, 2018		
Period No	23		
Monthly Period	Aug 31, 2018		
Interest Period	From	Aug 20, 2018	to Sept 20, 2018 = 31 days

30. Ratings

	Fitch	S&P	Moodys	DBRS
Notes - current ratings				
Class A	AAA	N/A	Aaa	N/A
Class B	N/A	N/A	N/A	N/A

		Fitch	S&P	Moodys	DBRS	Trigger Breached	
Transaction Parties - current ratings							
	BMW AG	long term	N/A	A+	A1	A	no
		short term	N/A	A-1	P-1	N/A	no
Issuer Account Bank:	Elavon Financial Services Limited, UK Branch	long term	AA-	AA-	Aa2	N/A	no
		short term	F1+	A-1+	P-1	N/A	no
Swap Provider:	Lloyds Bank PLC	long term	A+	A	Aa3	A	no
		short term	F1	A-1	P-1	R-1 M	no
Calculation Agent:	Elavon Financial Services Limited, UK Branch	long term	AA-	AA-	Aa2	N/A	no
		short term	F1+	A-1+	P-1	N/A	no
Trustee:	U.S. Bank Trustees Limited	long term	AA-	A+	A1	N/A	no
		short term	F1+	A-1	P-1	N/A	no

		Fitch	S&P	Moodys	DBRS	
Transaction Parties - required ratings						
	BMW AG	long term	N/A	N/A	A2	N/A
		short term	N/A	N/A	P-1	N/A
Issuer Account Bank:	Elavon Financial Services Limited, UK Branch	long term	A	N/A	A2	N/A
		short term	F1	N/A	P-1	N/A
Swap Provider:	Lloyds Bank PLC	long term	A	N/A	Baa1	N/A
		short term	F1	N/A	N/A	N/A

Compartment German Auto Loans 5

Monthly Investor Report



Reporting Date	Sept 11, 2018		
Payment Date	Sept 20, 2018		
Period No	23		
Monthly Period	Aug 31, 2018		
Interest Period	From	Aug 20, 2018	to Sept 20, 2018 = 31 days

31. Swap counterparty data

Swap counterparty data	
Swap counterparty provider	Lloyds Bank PLC
Swap termination event	No

Swap data	
Swap type	Fixed floating interest rate swap
Notional amount (in EUR)	323,691,081.91
Fixed rate (in %)	-0.4119
Floating rate (Euribor in %)	-0.3690
Net swap payments (in EUR) (- from SPV / + to SPV)	8,254.12